


# eSAM Moderate | Asset Allocation Insight

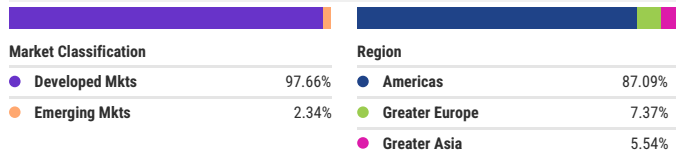
## Asset Allocation

Data as of: Jan 31, 2025




## Region Exposure

Data as of: Jan 31, 2025



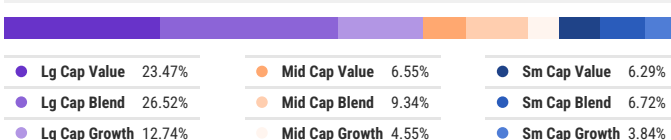
## Market Cap Breakdown

Data as of: Jan 31, 2025



## Stock Style Exposure

Data as of: Jan 31, 2025




## Bond Maturity Exposure

Data as of: Jan 31, 2025




## Bond Sector Exposure

Data as of: Jan 31, 2025



## Bond Credit Quality Exposure



## Top 10 Holdings

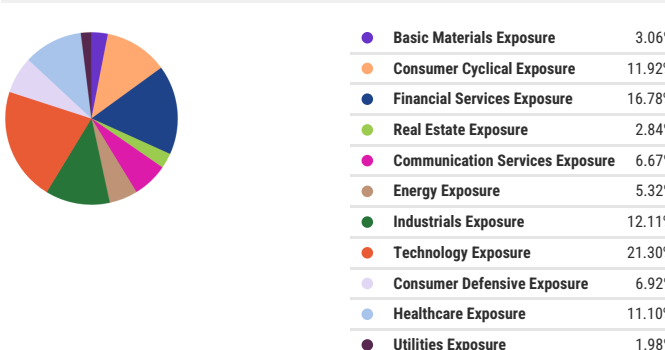
Symbol	Name	% Weight
SPLG	SPDR Portfolio S&P 500 ETF	21.15%
BIV	Vanguard Intermediate-Term Bond Index Fund ETF	17.69%
SPAB	SPDR Portfolio Aggregate Bond ETF	11.80%
SCHD	Schwab US Dividend Equity ETF	10.99%
SPMD	SPDR Portfolio S&P 400 Mid Cap ETF	9.20%
FBND	Fidelity Total Bond ETF	5.90%
SPDW	SPDR Portfolio Developed World ex-US ETF	5.66%
VEU	Vanguard FTSE All-World ex US Index Fund ETF	5.60%
SPSM	SPDR Portfolio S&P 600 Small Cap ETF	3.04%
SPYG	SPDR Portfolio S&P 500 Growth ETF	3.02%

## Top 10 Underlying Holdings

Symbol	Name	% Weight
AAPL	Apple Inc	1.95%
NVDA	NVIDIA Corp	1.90%
MSFT	Microsoft Corp	1.64%
AMZN	Amazon.com Inc	1.01%
\$:CASH	Cash	0.98%
META	Meta Platforms Inc	0.76%
GOOGL	Alphabet Inc	0.64%
ABBV	AbbVie Inc	0.61%
TSLA	Tesla Inc	0.61%
HD	The Home Depot Inc	0.60%

## Sector Breakdown

Data as of: Jan 31, 2025



## Portfolio Metrics

Data as of: Jan 31, 2025

Gross Expense Ratio	0.06%
Net Expense Ratio	0.06%
Effective Duration	5.718
Effective Maturity	7.420
Beta (1Y)	0.7300
Standard Deviation Gr (Since Incep)	11.11%
Dividend Yield	2.77%

2025 YCharts, Inc. All Rights Reserved. YCharts, Inc. ("YCharts") is not registered with the U.S. Securities and Exchange Commission (or with the securities regulatory authority or body of any state or any other jurisdiction) as an investment adviser, broker-dealer or in any other capacity, and does not purport to provide investment advice or make investment recommendations. This report has been generated using data manually input by the creator of this report combined with data and calculations from YCharts.com and is intended solely to assist you or your investment or other adviser(s) in conducting investment research. You should not construe this report as an offer to buy or sell, as a solicitation of an offer to buy or sell, or as a recommendation to buy, sell, hold or trade, any security or other financial instrument. THE IMPORTANT DISCLOSURES FOUND AT THE END OF THIS REPORT (WHICH INCLUDE DEFINITIONS OF CERTAIN TERMS USED IN THIS REPORT) ARE AN INTEGRAL PART OF THIS REPORT AND MUST BE READ IN CONJUNCTION WITH YOUR REVIEW OF THIS REPORT. For further information regarding your use of this report, please go to: <https://get.ycharts.com/disclosure/>

# eSAM Moderate | Asset Allocation Insight



Nelson Securities, Inc.  
9718 N Morton Ct  
Spokane, WA 99218  
800-345-7593  
nelsonsecurities.com

Past Performance is No Guarantee for Future Success

2025 YCharts, Inc. All Rights Reserved. YCharts, Inc. ("YCharts") is not registered with the U.S. Securities and Exchange Commission (or with the securities regulatory authority or body of any state or any other jurisdiction) as an investment adviser, broker-dealer or in any other capacity, and does not purport to provide investment advice or make investment recommendations. This report has been generated using data manually input by the creator of this report combined with data and calculations from YCharts.com and is intended solely to assist you or your investment or other adviser(s) in conducting investment research. You should not construe this report as an offer to buy or sell, as a solicitation of an offer to buy or sell, or as a recommendation to buy, sell, hold or trade, any security or other financial instrument. THE IMPORTANT DISCLOSURES FOUND AT THE END OF THIS REPORT (WHICH INCLUDE DEFINITIONS OF CERTAIN TERMS USED IN THIS REPORT) ARE AN INTEGRAL PART OF THIS REPORT AND MUST BE READ IN CONJUNCTION WITH YOUR REVIEW OF THIS REPORT. For further information regarding your use of this report, please go to: <https://get.ycharts.com/disclosure/>