



Contents

2	Examples
3	Screen Printing
5	Embroidery
7	Core Custom Offer
9	Timeline & Process
10	Artwork & Templates
11	Standard Ink Colors
12	Info

BAGGU ☺ Custom

What is Custom?

Want to customize BAGGU? Our custom program allows for many of our products to be screen printed or embroidered, with rapid turnaround times and relatively low minimums.



Custom Examples



Screen Print




Screen Printing Process

1




The process begins with receiving vectorized artwork. It is important to use a vector graphic because it is created with points, lines, and shapes that can be scaled to any size without losing quality.

2




Each color of the design is printed in black on a transparent film.

3



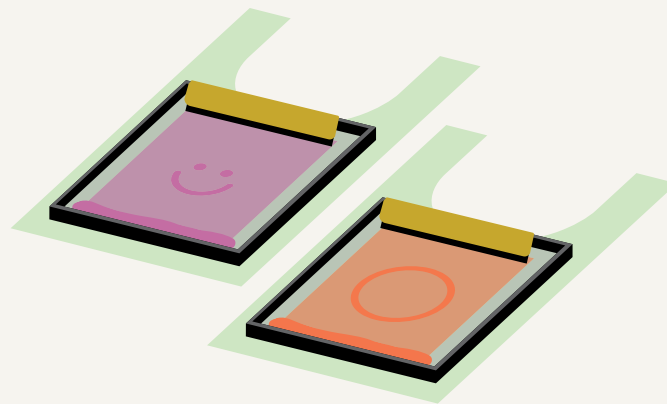
The film is placed on top of a mesh screen covered with a light-sensitive emulsion, and placed inside a vacuum where it's exposed to strong lights.

4



The mesh screen is pressure washed with water, and the artwork is cleared of the emulsion on the areas that will be printed, creating a stencil.

5



A squeegee is used to push ink through the stencil, printing one color at a time.

6



The bag goes through a curing process where it is put through a dryer to set the ink into the fabric. Some of our nylon bags shrink because of the high temperature in the dryer, making perfect registration of two colors impossible. Canvas bags can accommodate perfect registration and up to 4 colors.

Embroidery

THE
GREENPOINT
21 INDIA ST.




Embroidery Process

All canvas styles are embroiderable, along with certain heavy-weight nylon styles. Please note that the embroiderable area differs between styles. Embroidery quotes go by the size of the artwork and number of units. All quotes will also include a digitizing fee.



vector_art.pdf



1

The process begins with receiving vectorized artwork. It is important to use a vector graphic because it is created with points, lines, and shapes that can be scaled to any size without losing quality.

2

The existing artwork is converted to a stitch file, where the artwork's lines and shapes are digitized into stitches for embroidery.

3

After the artwork is translated from lines and shapes into stitches, an embroidery machine will sew the artwork on a bag.


Core Custom Offer

*Custom exclusive

Standard Baggu



Zip Duck Bag



Horizontal Zip Duck Bag



Core Custom Offer

*Custom exclusive

Merch Tote*



Black



Natural Canvas

Fanny Pack



Black

Puffy Laptop Sleeve 13"/14"



Black

Timeline & Process

Development

Includes confirming project scope and cost, and receiving and reviewing artwork. Development time varies depending on customer response time and number of proofs (physical proofs require a lead time of 5-7 business days to ship). Many custom orders move to production within a week or less.

Production

Production begins once project scope and artwork is approved. Standard printing time is 16 business days from the time of pre-payment to ship date.

Expedited production is available with rush fees applied. Rush fees are priced starting from 6-8 business days at 30%, and 4-6 business days at 50% surcharge on total order.

Delivery

Orders within the US are shipped via 3-Day FedEx Express Saver shipping and are shipped from our printers in Northern California. Expedited shipping is available. Split shipments are subject to a \$25/location fee.

International orders are shipped via DHL Express shipping, typically 1-6 business days. Please note, BAGGU is not responsible for any import fees or duties on international orders.

Artwork & Templates

[Standard Baggu Template](#)

[Standard Baggu Pouch Template](#)

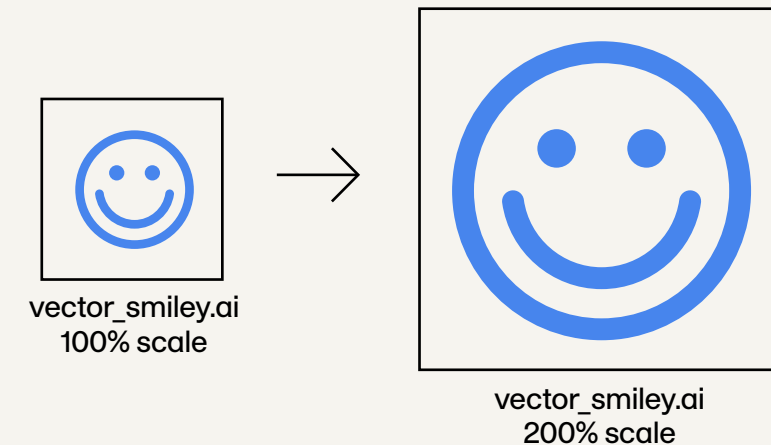
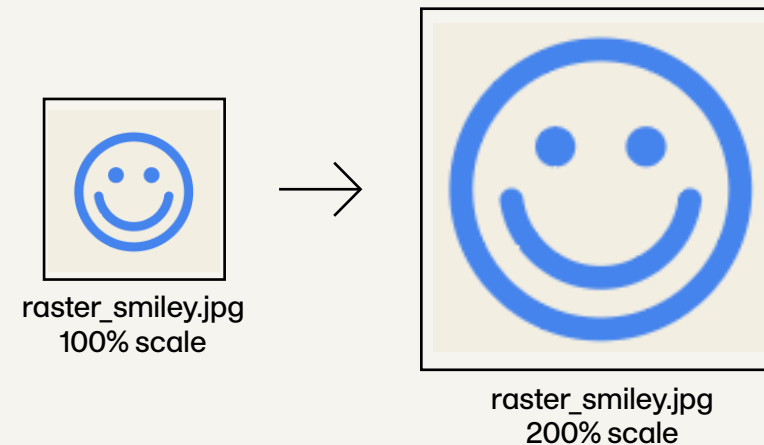
[Baby Baggu Template](#)

[Baby Baggu Pouch Template](#)

[Duck Bag Template](#)

[Duck Bag Pocket Template](#)

[Merch Tote Template](#)



Sending Artwork

For a final quote, send us your artwork in vector format, scaled to the same dimensions you'd like printed. If possible, please use the template(s) linked below for print placement. Vector artwork files must be saved as .ai or .eps format. Fonts must be converted to outlines. If your file contains any placed raster images, these images must be 300 dpi at 100% of the final imprint size. Placed/linked images must be submitted in addition to the original vector file (acceptable file formats include .eps, .tif, .jpeg, and .psd). Please note that we are not able to screen print gradients.

If file names and format types are all Greek to you, you can email your artwork to custom@baggu.com and we'll let you know if you can print from it, or what additional processes will be required to make the artwork print-ready. Please note that we do not provide design services beyond resizing and reformatting existing designs.

Raster Images

Raster images are created with pixel-based programs or captured with a camera or scanner and are widely used on the web. They are more common in general formats such as jpg, gif, png. Their size depends on their resolution, which makes them look "pixelated" when scaling them to a bigger size.

Vector Graphics

Vector graphics are created with vector software (like Adobe Illustrator) and are common for images that will be applied onto a physical product. They are saved in formats like .eps, .ai, .pdf*. Because they are created with points, lines and shapes they can be scaled to any size without losing quality.












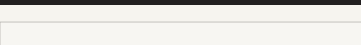
Text in artwork can also be changed to vector format by "outlining" it in Adobe Illustrator (Type → Create Outlines). This helps with scaling the text to larger sizes and also removes the need for specific fonts when sending designs from one computer to another.

Standard Ink Colors

We offer Standard Ink Colors for print at no extra charge. Other specific colors not listed we can match to a Pantone Coated Color – we will match the hex code of vector artwork to the closest PMS C color. Please note that your requested color may vary slightly depending on the fabric type, fabric color and required ink substrate. Colors for embroidery are matched to the closest thread color; please inquire.

*Metallics are specialty inks

RGB Reference Only		Closest Match
Swatch	Name	PMS #
	Michigan Yellow	2 shades lighter than 127c
	Lemon Yellow	109c
	Golden Yellow	1235c
	Orange	1505c
	Vermillion Red	179c
	Flag Red	Red 032c
	Brite Red	185c
	Tru-Red	187c
	Cardinal Red	202c
	Cool Pink	211c
	Hot Pink	232c
	Magenta	526c
	Violet	268c
	Ultramarine	Blue 072
	Light Navy	281c
	Royal Blue	293c
	Mono Blue	3015c
	Process Blue	Process Blue c
	Brite Blue	Between 299c & 300c
	Peacock Blue	638c
	Sky Blue	2985c
	Light Blue	291c
	Aqua Marine	320c

RGB Reference Only		Closest Match
Swatch	Name	PMS #
	Brite Green	355c
	Lime Green	361c
	Thrasher Green	368c
	Kelly Green	342c
	Chrome Green	3435c
	Dark Brown	476c
	Sienna Brown	7517c
	Cream (Flesh)	3 shades lighter than 7506c
	Khaki	7501c
	Blazer Gold	7403c
	Light Gray	Cool Gray 3c
	Light Blue Gray	429c
	Dark Gray	Cool Gray 8c
	Charcoal	Cool Gray 10c
	Metallic Mirror Gold*	871c
	Metallic Pale Gold*	874c
	Metallic Silver*	877c
	Black	--
	White	--

Artwork

Printing

Order Processing

<div>Vector Art</div> <div>For a final quote, send us your artwork in vector format, scaled to the same dimensions you’d like printed. If possible, please use the linked template(s) for print placement. Vector artwork files must be saved as .ai or .eps format. Fonts must be converted to outlines. If the vector file contains any placed raster images, these images must be 300 dpi at 100% of the final imprint size. Placed/linked images must be submitted in addition to the original vector file. Please note that we are not able to screen print gradients.</div>	<div>Proofs</div> <div>Digital proofs are provided at no cost. Physical proofs cost an additional fee and have a 1-2 week turnaround. To avoid slight color discrepancies, printed proofs are strongly recommended for orders with ink color matches or graphics printed over patterned fabrics.</div>	<div>Bulk Turnaround Time</div> <div>Standard printing time is 16 business days from the time of pre-payment to ship date. Orders have shipped from our printers in Northern California. Just let us know if you would like a quote for using our shipping services. Expedited shipping is available and split shipments are subject to a \$25/location fee.</div>
<div>Raster (Photo) Art</div> <div>Files MUST be at least 300dpi at the final printing size. Acceptable file formats include .eps, .tif, .jpeg, and .psd.</div>	<div>Damage Allowance</div> <div>For screen printing, we permit a 5% damage allowance with our printers, so if you need an exact number of bags, we suggest ordering a few extra.</div>	<div>Rush Fees</div> <div>Expedited production is available with rush fees applied. Rush fees are priced starting from 6-8 business days at 30%, and 4-6 business days at 50% surcharge on total order.</div>
	<div>Special Requirements</div> <div>Please be aware that prints on nylon may have a 0.25” variance in print location from original artwork placement. This 0.25" variance also applies to registration for 2-ink prints (we cannot guarantee perfectly aligned colors).</div>	<div>Additional Processing Fee</div> <div>Orders under \$2K must be paid by credit card. Orders \$2K+ may be paid by credit card, wire or check. All credit card payments will be charged a fee of 4.5%.</div>