Pantheon Report

Generated at 2017-08-22 01:18:41 (UTC).

Data path: AWS California 2 Ethernet (*local*) →Mexico Ethernet (*remote*).

Repeated the test of 15 congestion control schemes 10 times.

Each test lasted for 30 seconds running 1 flow.

Increased UDP receive buffer to 16 MB (default) and 32 MB (max).

Tested BBR with qdisc of Fair Queuing (`fq`), and other schemes with the default Linux qdisc (`pfifo_fast`).

NTP offsets were measured against `time.stanford.edu` and have been applied to correct the timestamps in logs.

```
Git summary:
branch: master @ e43be7582298d552838afcf6382342bf187fbbd6
third_party/calibrated_koho @ 3cb73c0d1c0322cdfae446ea37a522e53227db50
 M datagrump/sender.cc
third_party/genericCC @ dae96123232f1bcb37725348fa2378691ce26725
third_party/koho_cc @ f0f2e693303aee82ea808e6928eac4f1083a6681
 M datagrump/sender.cc
third_party/libutp @ b3465b942e2826f2b179eaab4a906ce6bb7cf3cf
third_party/pantheon-stimuli @ fc73a85ca16c34366d1888dc8a0d0d88d4ebf2a7
third_party/pantheon-tunnel @ baf443516dea3eeddeccaf9b916cc313273ca4f4
third_party/pcc @ 1afc958fa0d66d18b623c091a55fec872b4981e1
 M receiver/src/buffer.h
 M receiver/src/core.cpp
 M sender/src/buffer.h
 M sender/src/core.cpp
third_party/proto-quic @ 77961f1a82733a86b42f1bc8143ebc978f3cff42
third_party/scream @ c3370fd7bd17265a79aeb34e4016ad23f5965885
third_party/sourdough @ f1a14bffe749737437f61b1eaeeb30b267cde681
third_party/sprout @ 6f2efe6e088d91066a9f023df375eee2665089ce
 M src/examples/cellsim.cc
 M src/examples/sproutbt2.cc
 M src/network/sproutconn.cc
third_party/verus @ d4b447ea74c6c60a261149af2629562939f9a494
 M src/verus.hpp
 M tools/plot.py
third_party/webrtc @ a488197ddd041ace68a42849b2540ad834825f42
```

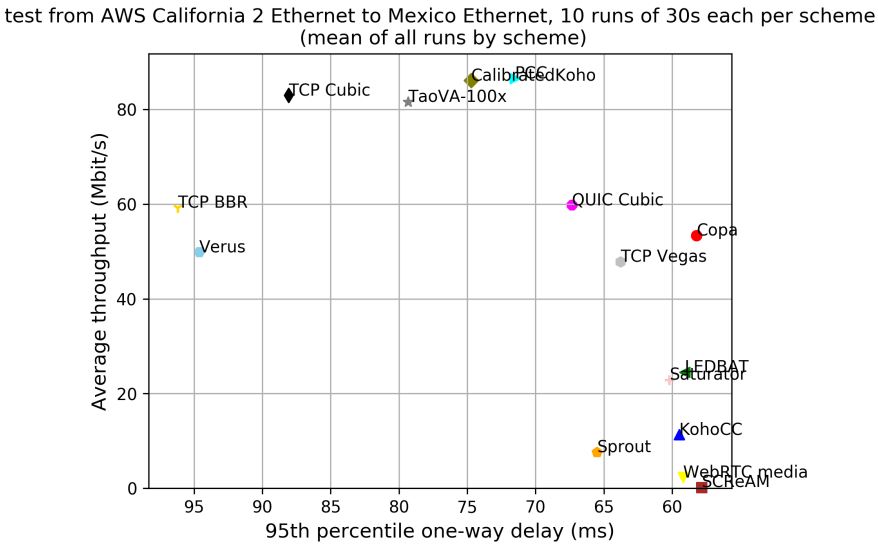
test from AWS California 2 Ethernet to Mexico Ethernet, 10 runs of 30s each per scheme
(mean of all runs by scheme)
Average throughput (Mbit/s)
95th percentile one-way delay (ms)
TCP Cubic
TaoVA-100x
CalibratedKoho
PCC
TCP BBR
Verus
QUIC Cubic
Copa
TCP Vegas
LEDBAT
Saturator
KohoCC
Sprout
WebRTC media
SCReAM

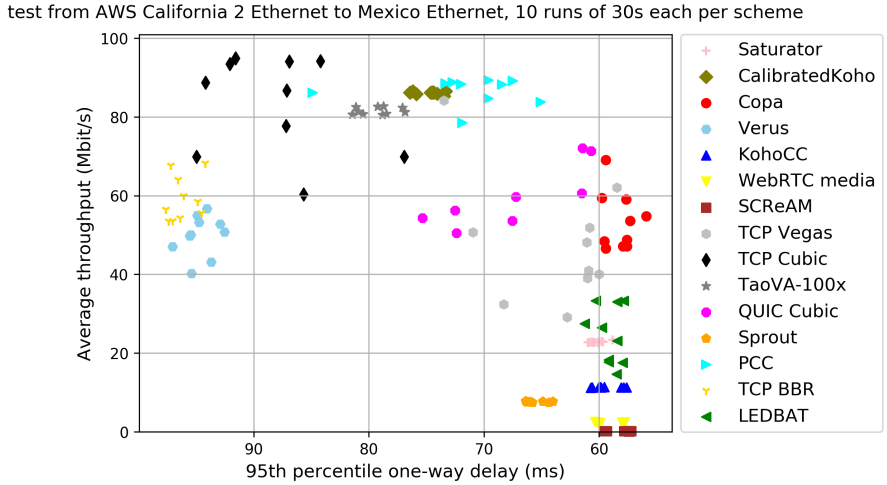
test from AWS California 2 Ethernet to Mexico Ethernet, 10 runs of 30s each per scheme
Average throughput (Mbit/s)
95th percentile one-way delay (ms)
Saturator
CalibratedKoho
Copa
Verus
KohoCC
WebRTC media
SCReAM
TCP Vegas
TCP Cubic
TaoVA-100x
QUIC Cubic
Sprout
PCC
TCP BBR
LEDBAT

scheme	# runs	mean avg tput (Mbit/s) flow 1	mean 95th-%ile delay (ms) flow 1	mean loss rate (%) flow 1
TCP BBR	10	59.21	96.19	28.73
CalibratedKoho	10	86.09	74.73	0.07
Copa	10	53.39	58.22	0.02
TCP Cubic	10	82.97	88.08	0.34
KohoCC	10	11.31	59.49	0.04
LEDBAT	10	24.49	59.09	0.04
PCC	10	86.55	71.51	0.93
QUIC Cubic	8	59.79	67.33	1.12
Saturator	9	22.88	60.20	0.02
SCReAM	10	0.20	57.83	0.02
Sprout	8	7.65	65.49	0.06
TaoVA-100x	10	81.53	79.32	0.06
TCP Vegas	10	47.86	63.78	0.78
Verus	10	49.87	94.62	33.14
WebRTC media	10	2.32	59.20	0.03

```
Run 1: Statistics of TCP BBR

Start at: 2017-08-21 21:11:42
End at: 2017-08-21 21:12:12
Local clock offset: 0.118 ms
Remote clock offset: -3.003 ms

# Below is generated by plot.py at 2017-08-22 01:09:24
# Datalink statistics
-- Total of 1 flow:
Average throughput: 64.07 Mbit/s
95th percentile per-packet one-way delay: 96.586 ms
Loss rate: 27.74%
-- Flow 1:
Average throughput: 64.07 Mbit/s
95th percentile per-packet one-way delay: 96.586 ms
Loss rate: 27.74%
```

Run 1: Report of TCP BBR — Data Link

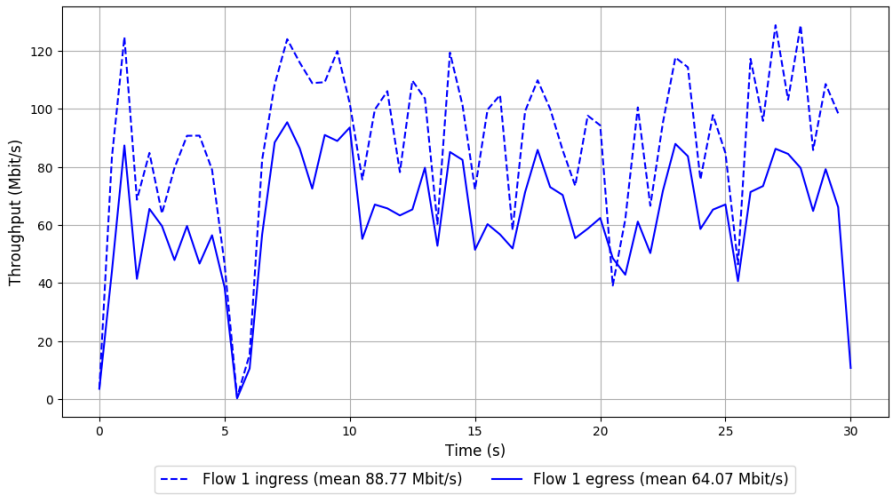

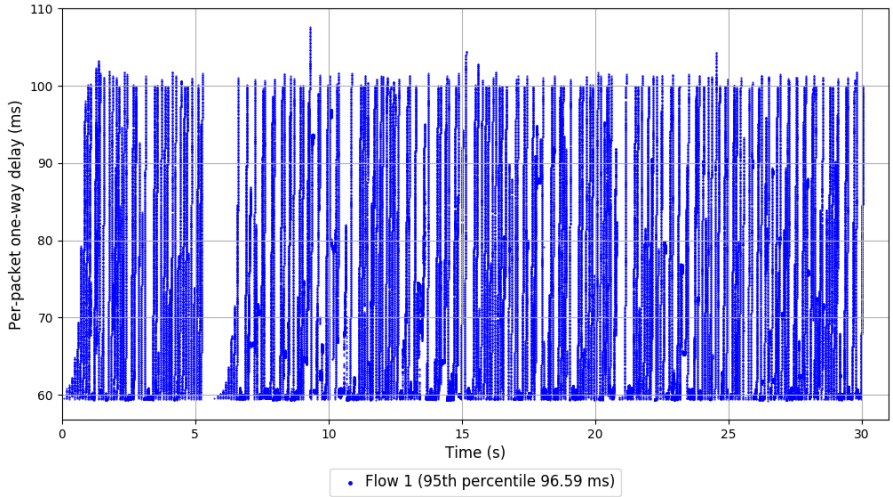

```
Run 2: Statistics of TCP BBR

Start at: 2017-08-21 21:32:16
End at: 2017-08-21 21:32:46
Local clock offset: 0.151 ms
Remote clock offset: -5.386 ms

# Below is generated by plot.py at 2017-08-22 01:09:25
# Datalink statistics
-- Total of 1 flow:
Average throughput: 68.28 Mbit/s
95th percentile per-packet one-way delay: 94.210 ms
Loss rate: 25.90%
-- Flow 1:
Average throughput: 68.28 Mbit/s
95th percentile per-packet one-way delay: 94.210 ms
Loss rate: 25.90%
```

Run 2: Report of TCP BBR — Data Link

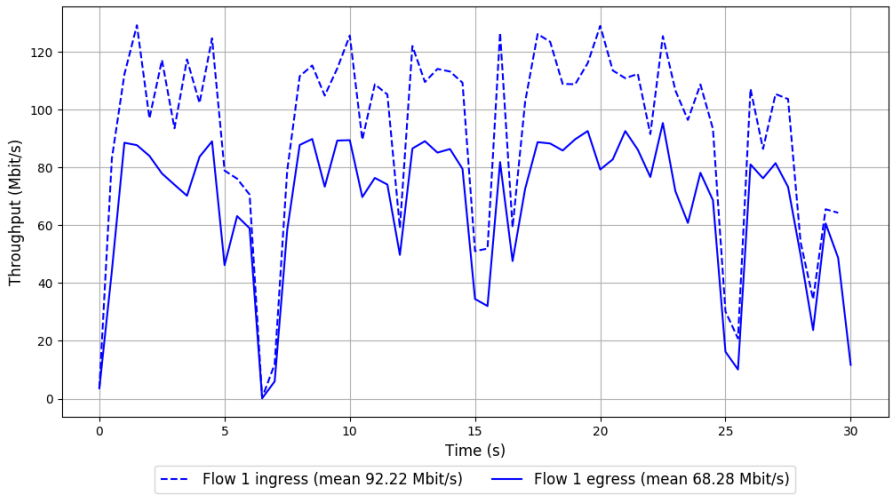

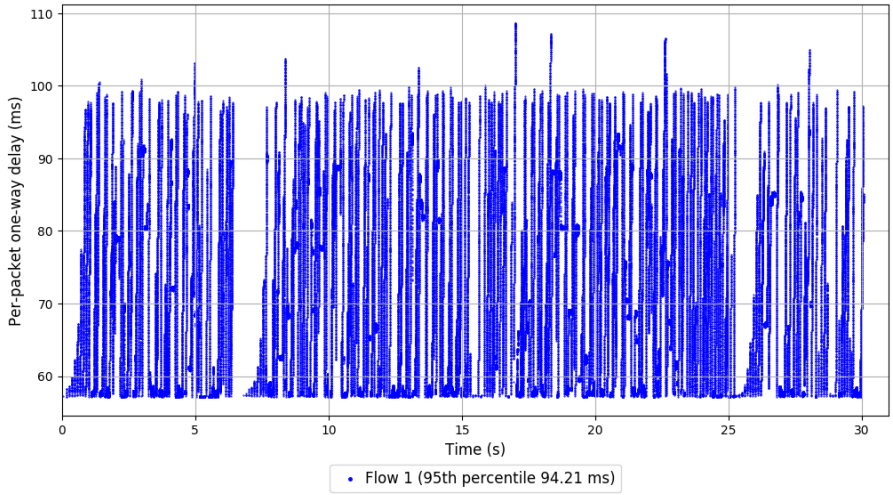

```
Run 3: Statistics of TCP BBR

Start at: 2017-08-21 21:52:43
End at: 2017-08-21 21:53:13
Local clock offset: 0.32 ms
Remote clock offset: -3.351 ms

# Below is generated by plot.py at 2017-08-22 01:09:35
# Datalink statistics
-- Total of 1 flow:
Average throughput: 67.67 Mbit/s
95th percentile per-packet one-way delay: 97.200 ms
Loss rate: 27.28%
-- Flow 1:
Average throughput: 67.67 Mbit/s
95th percentile per-packet one-way delay: 97.200 ms
Loss rate: 27.28%
```

Run 3: Report of TCP BBR — Data Link

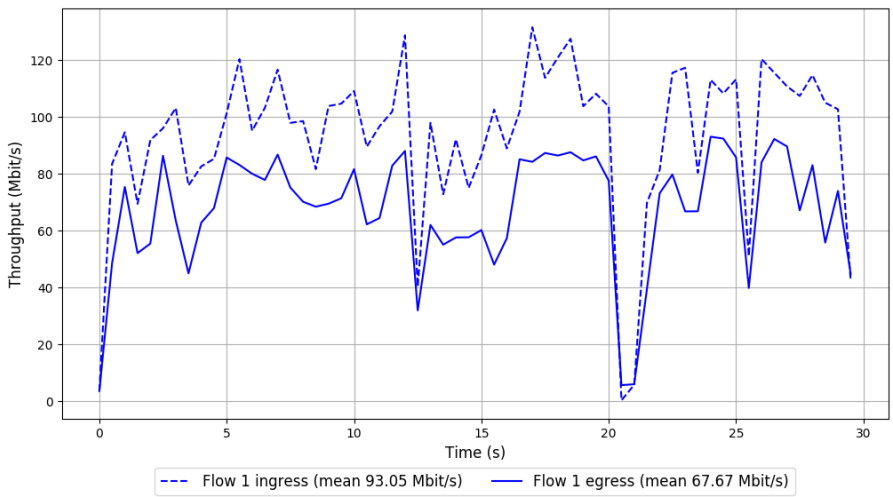

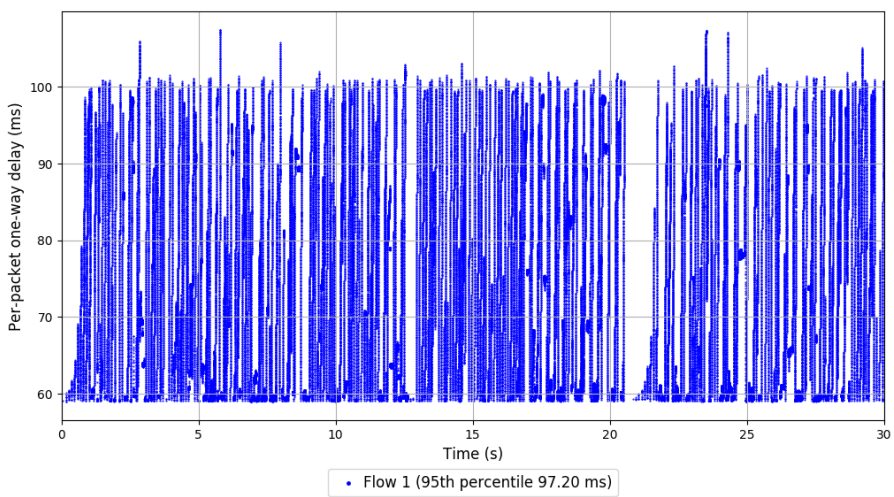

```
Run 4: Statistics of TCP BBR

Start at: 2017-08-21 22:13:29
End at: 2017-08-21 22:14:00
Local clock offset: 0.339 ms
Remote clock offset: -5.855 ms

# Below is generated by plot.py at 2017-08-22 01:09:35
# Datalink statistics
-- Total of 1 flow:
Average throughput: 58.50 Mbit/s
95th percentile per-packet one-way delay: 94.870 ms
Loss rate: 28.67%
-- Flow 1:
Average throughput: 58.50 Mbit/s
95th percentile per-packet one-way delay: 94.870 ms
Loss rate: 28.67%
```

Run 4: Report of TCP BBR — Data Link

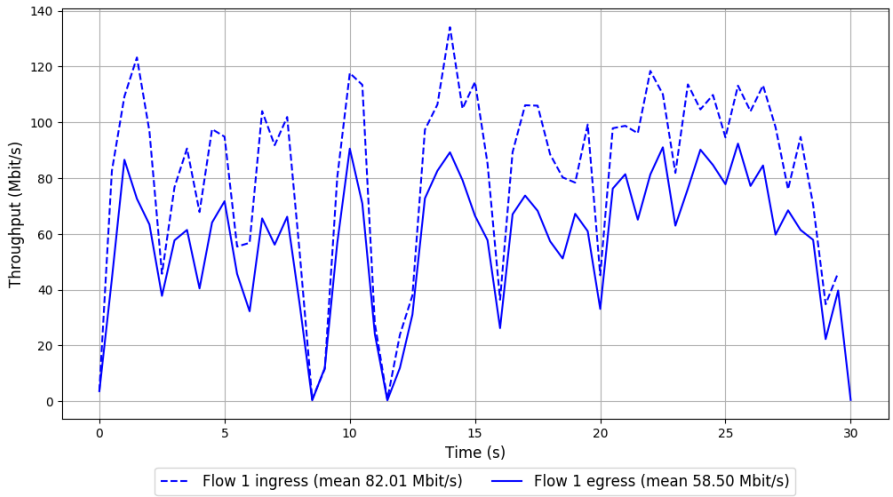

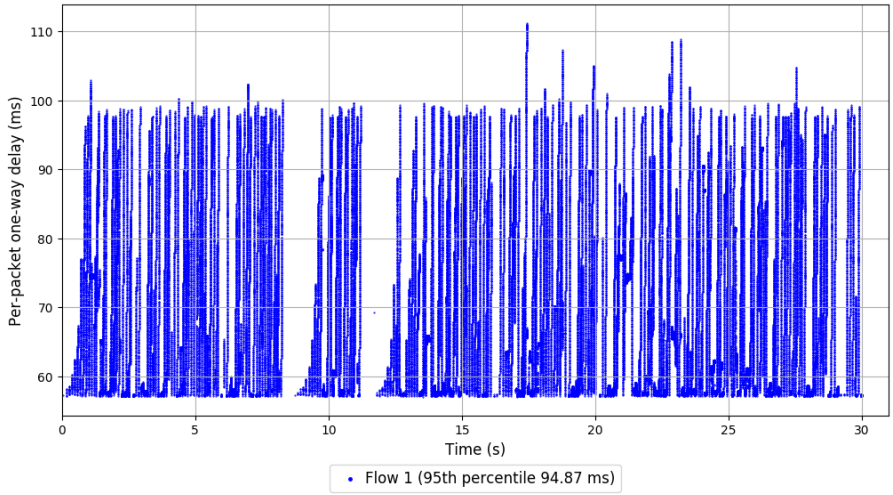

```
Run 5: Statistics of TCP BBR

Start at: 2017-08-21 22:34:09
End at: 2017-08-21 22:34:39
Local clock offset: 0.255 ms
Remote clock offset: -4.206 ms

# Below is generated by plot.py at 2017-08-22 01:09:43
# Datalink statistics
-- Total of 1 flow:
Average throughput: 59.98 Mbit/s
95th percentile per-packet one-way delay: 96.095 ms
Loss rate: 26.31%
-- Flow 1:
Average throughput: 59.98 Mbit/s
95th percentile per-packet one-way delay: 96.095 ms
Loss rate: 26.31%
```

Run 5: Report of TCP BBR — Data Link

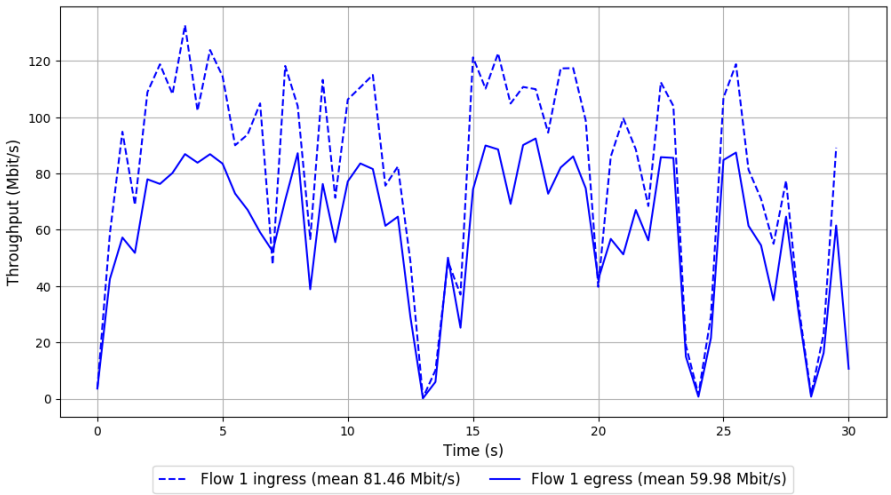

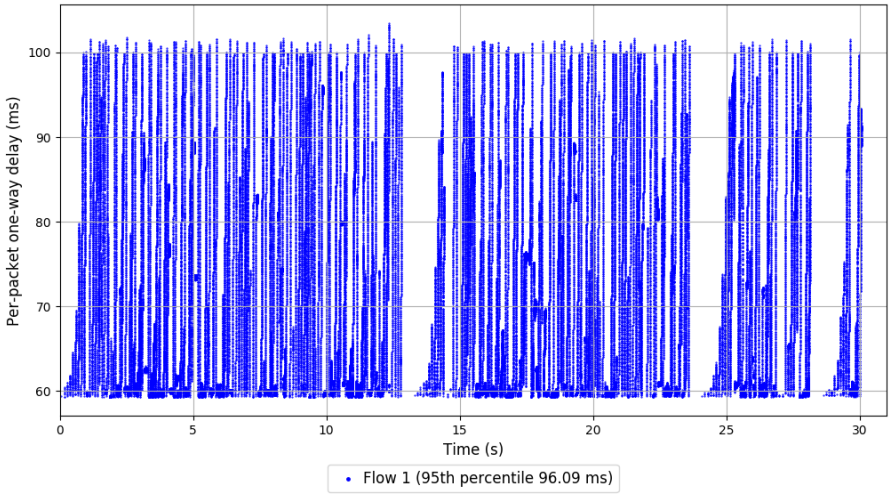

```
Run 6: Statistics of TCP BBR

Start at: 2017-08-21 22:55:31
End at: 2017-08-21 22:56:01
Local clock offset: 0.431 ms
Remote clock offset: -4.632 ms

# Below is generated by plot.py at 2017-08-22 01:09:43
# Datalink statistics
-- Total of 1 flow:
Average throughput: 54.35 Mbit/s
95th percentile per-packet one-way delay: 96.401 ms
Loss rate: 27.79%
-- Flow 1:
Average throughput: 54.35 Mbit/s
95th percentile per-packet one-way delay: 96.401 ms
Loss rate: 27.79%
```

Run 6: Report of TCP BBR — Data Link

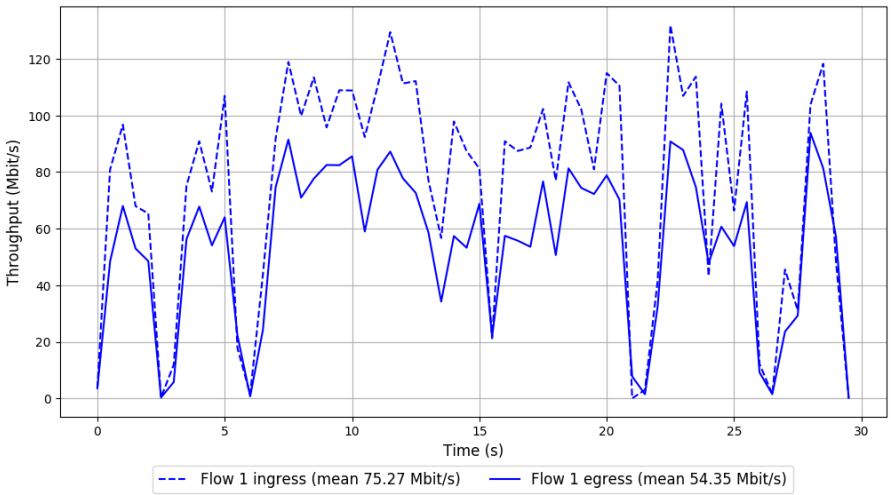

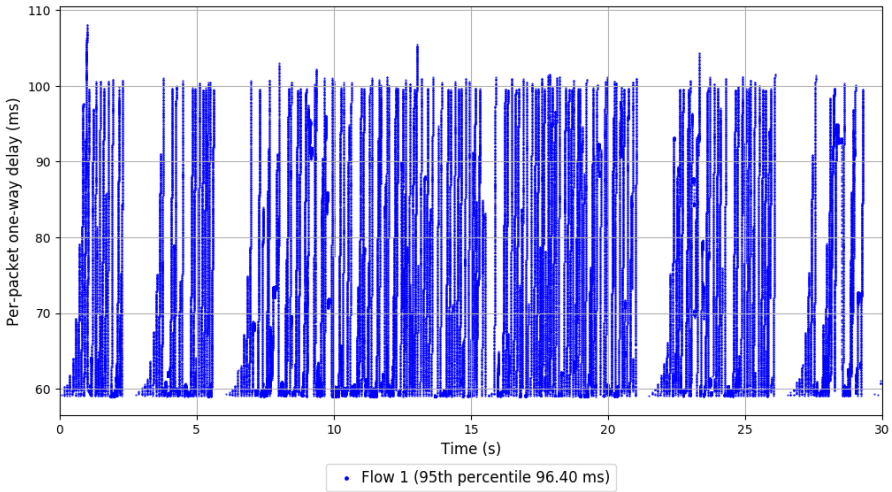

```
Run 7: Statistics of TCP BBR

Start at: 2017-08-21 23:16:29
End at: 2017-08-21 23:16:59
Local clock offset: 0.449 ms
Remote clock offset: -4.85 ms

# Below is generated by plot.py at 2017-08-22 01:09:51
# Datalink statistics
-- Total of 1 flow:
Average throughput: 53.61 Mbit/s
95th percentile per-packet one-way delay: 97.029 ms
Loss rate: 32.45%
-- Flow 1:
Average throughput: 53.61 Mbit/s
95th percentile per-packet one-way delay: 97.029 ms
Loss rate: 32.45%
```

Run 7: Report of TCP BBR — Data Link

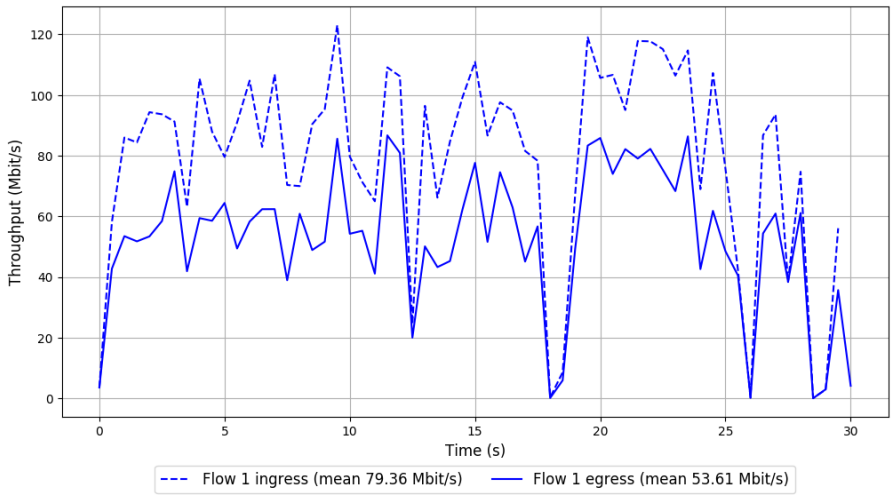

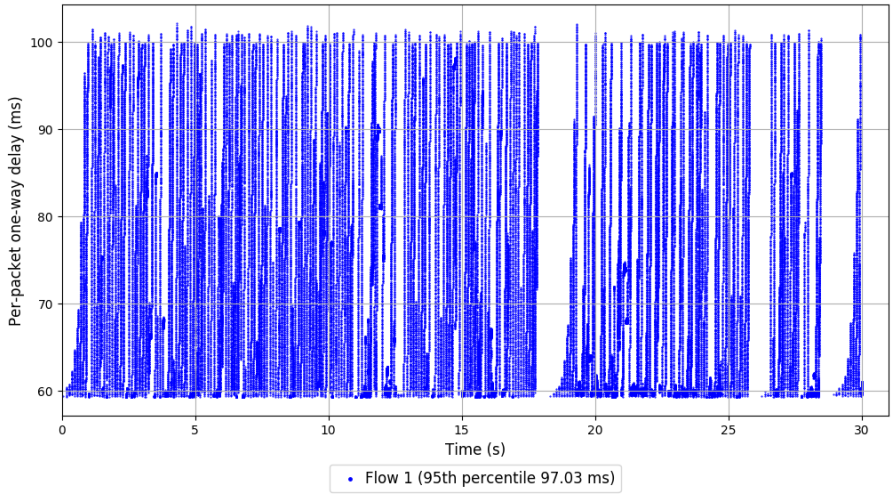

```
Run 8: Statistics of TCP BBR

Start at: 2017-08-21 23:37:01
End at: 2017-08-21 23:37:31
Local clock offset: 0.512 ms
Remote clock offset: -4.359 ms

# Below is generated by plot.py at 2017-08-22 01:09:51
# Datalink statistics
-- Total of 1 flow:
Average throughput: 53.52 Mbit/s
95th percentile per-packet one-way delay: 97.398 ms
Loss rate: 30.46%
-- Flow 1:
Average throughput: 53.52 Mbit/s
95th percentile per-packet one-way delay: 97.398 ms
Loss rate: 30.46%
```

Run 8: Report of TCP BBR — Data Link

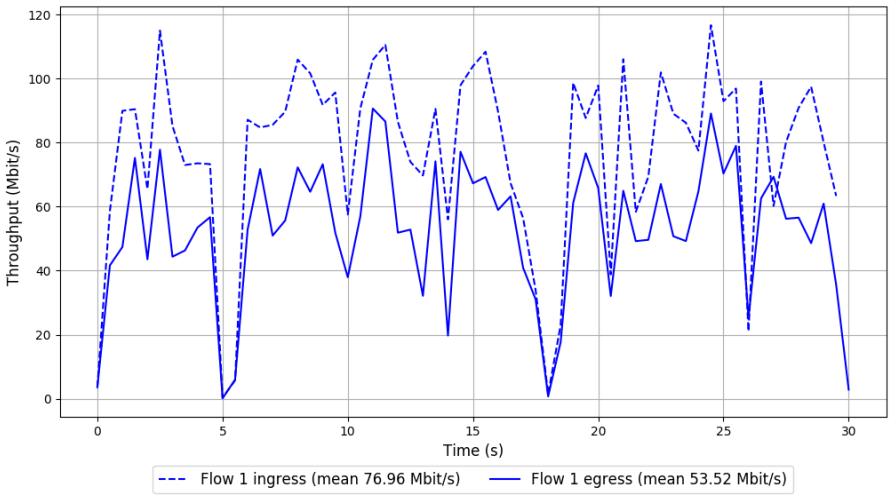

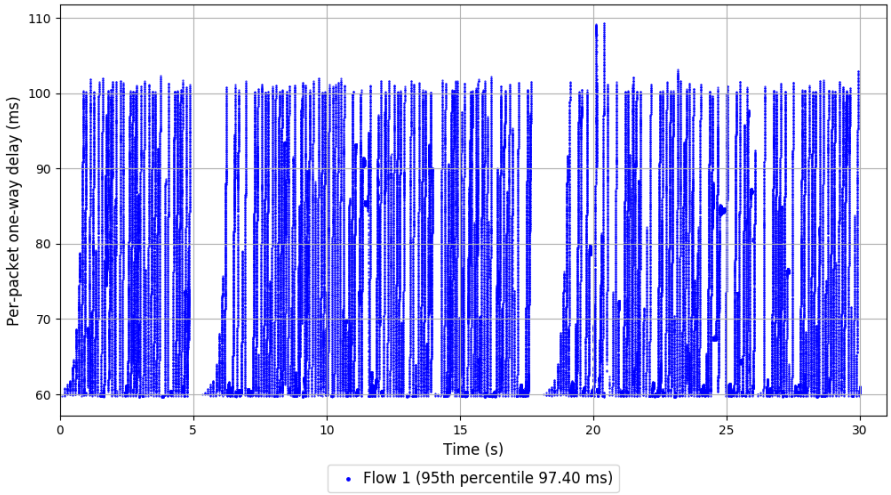

```
Run 9: Statistics of TCP BBR

Start at: 2017-08-21 23:57:50
End at: 2017-08-21 23:58:20
Local clock offset: 0.608 ms
Remote clock offset: -4.239 ms

# Below is generated by plot.py at 2017-08-22 01:10:00
# Datalink statistics
-- Total of 1 flow:
Average throughput: 56.49 Mbit/s
95th percentile per-packet one-way delay: 97.624 ms
Loss rate: 30.30%
-- Flow 1:
Average throughput: 56.49 Mbit/s
95th percentile per-packet one-way delay: 97.624 ms
Loss rate: 30.30%
```

Run 9: Report of TCP BBR — Data Link

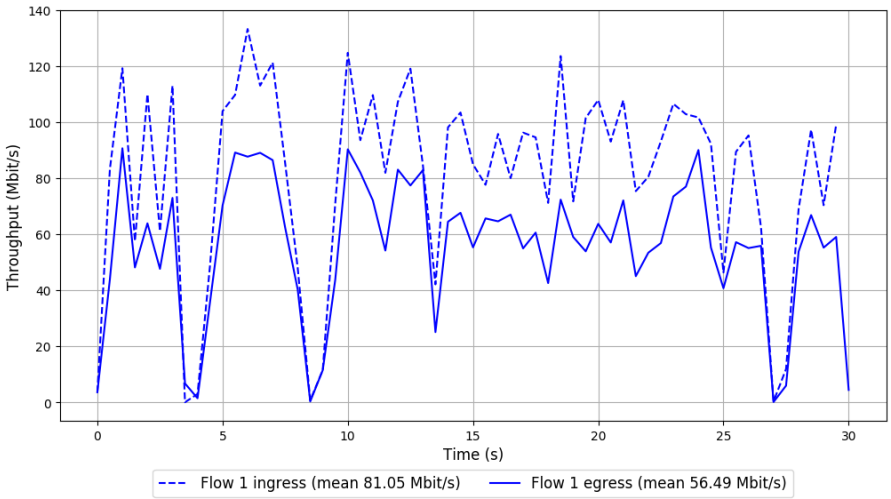

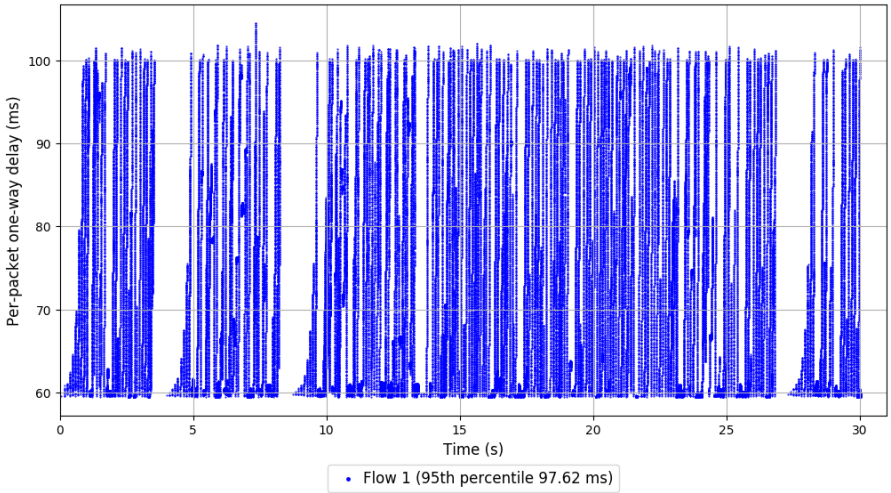

```
Run 10: Statistics of TCP BBR

Start at: 2017-08-22 00:18:17
End at: 2017-08-22 00:18:47
Local clock offset: 0.743 ms
Remote clock offset: -6.672 ms

# Below is generated by plot.py at 2017-08-22 01:10:00
# Datalink statistics
-- Total of 1 flow:
Average throughput: 55.63 Mbit/s
95th percentile per-packet one-way delay: 94.524 ms
Loss rate: 30.39%
-- Flow 1:
Average throughput: 55.63 Mbit/s
95th percentile per-packet one-way delay: 94.524 ms
Loss rate: 30.39%
```

Run 10: Report of TCP BBR — Data Link

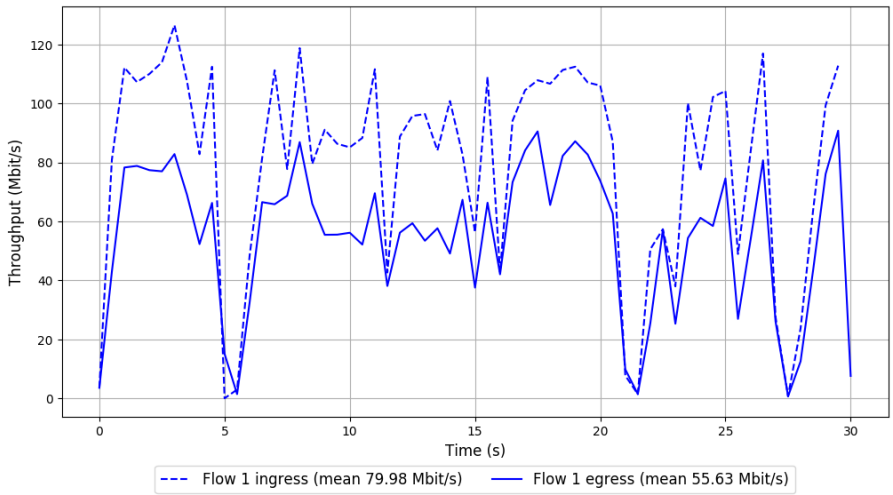

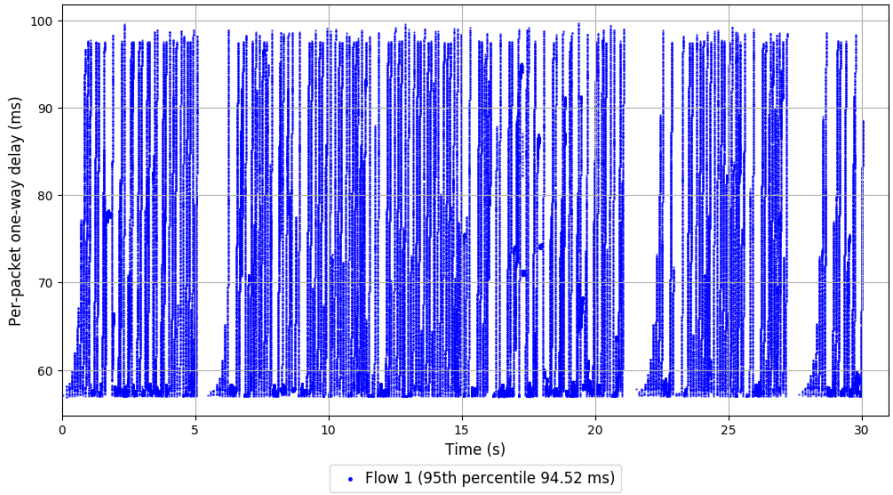

```
Run 1: Statistics of CalibratedKoho

Start at: 2017-08-21 21:25:23
End at: 2017-08-21 21:25:53
Local clock offset: 0.015 ms
Remote clock offset: -5.465 ms

# Below is generated by plot.py at 2017-08-22 01:10:11
# Datalink statistics
-- Total of 1 flow:
Average throughput: 86.14 Mbit/s
95th percentile per-packet one-way delay: 74.334 ms
Loss rate: 0.02%
-- Flow 1:
Average throughput: 86.14 Mbit/s
95th percentile per-packet one-way delay: 74.334 ms
Loss rate: 0.02%
```

Run 1: Report of CalibratedKoho — Data Link

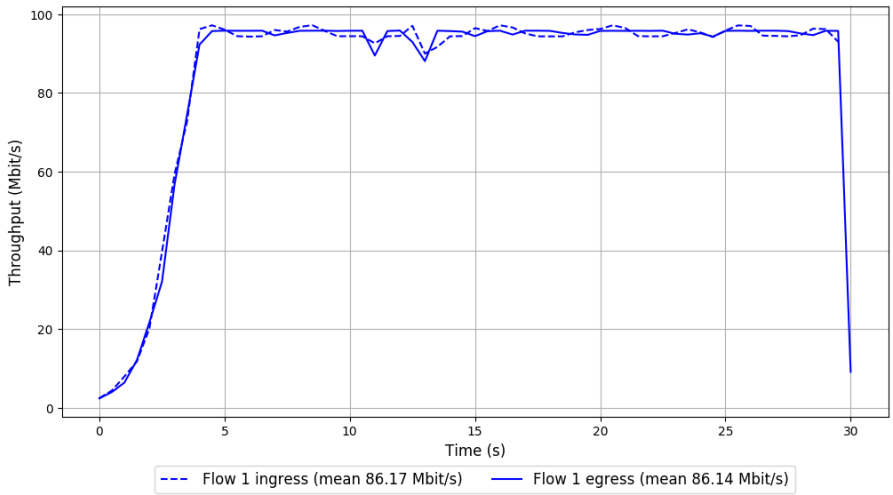

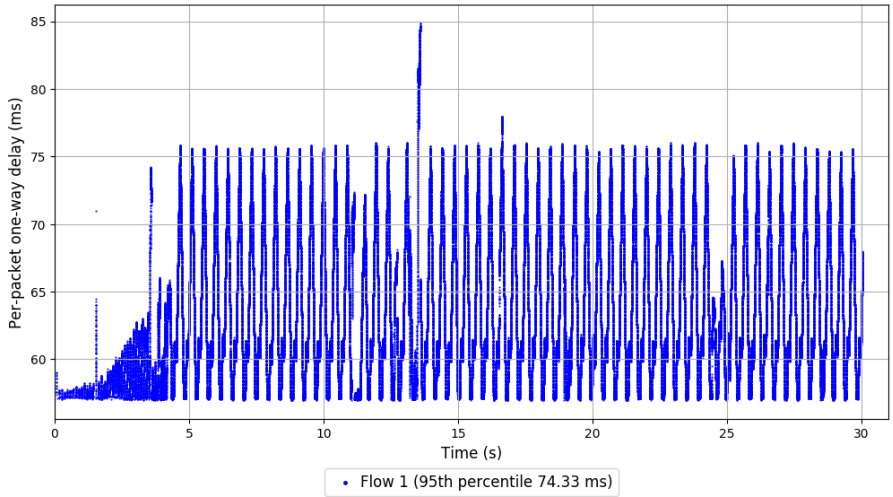

```
Run 2: Statistics of CalibratedKoho

Start at: 2017-08-21 21:45:40
End at: 2017-08-21 21:46:10
Local clock offset: 0.207 ms
Remote clock offset: -3.195 ms

# Below is generated by plot.py at 2017-08-22 01:10:12
# Datalink statistics
-- Total of 1 flow:
Average throughput: 86.57 Mbit/s
95th percentile per-packet one-way delay: 76.177 ms
Loss rate: 0.06%
-- Flow 1:
Average throughput: 86.57 Mbit/s
95th percentile per-packet one-way delay: 76.177 ms
Loss rate: 0.06%
```

Run 2: Report of CalibratedKoho — Data Link

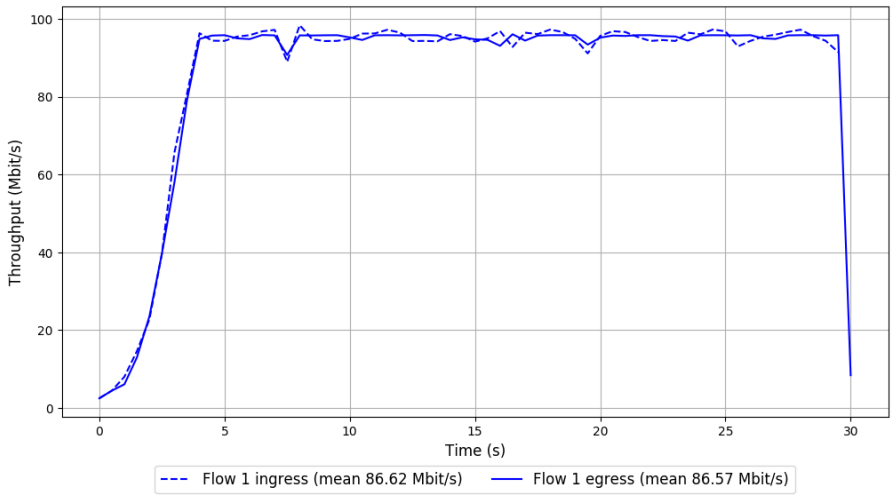

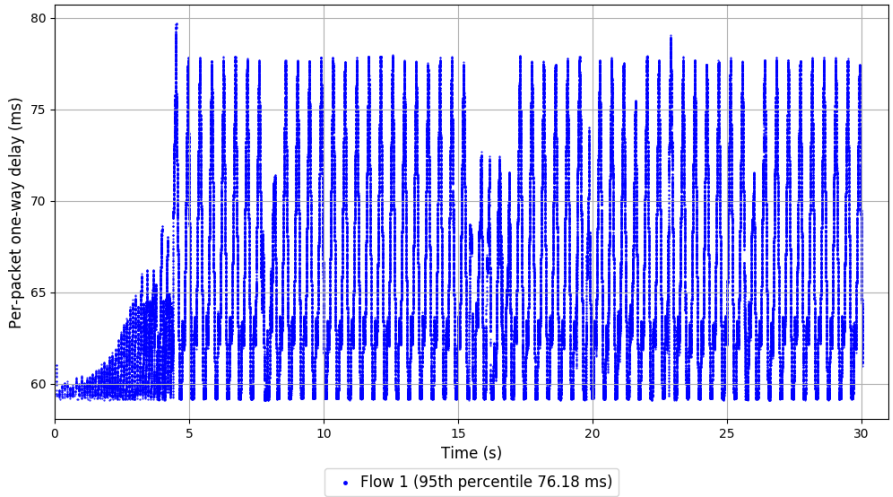

```
Run 3: Statistics of CalibratedKoho

Start at: 2017-08-21 22:06:16
End at: 2017-08-21 22:06:46
Local clock offset: 0.357 ms
Remote clock offset: -5.748 ms

# Below is generated by plot.py at 2017-08-22 01:10:24
# Datalink statistics
-- Total of 1 flow:
Average throughput: 86.24 Mbit/s
95th percentile per-packet one-way delay: 74.453 ms
Loss rate: 0.12%
-- Flow 1:
Average throughput: 86.24 Mbit/s
95th percentile per-packet one-way delay: 74.453 ms
Loss rate: 0.12%
```

Run 3: Report of CalibratedKoho — Data Link

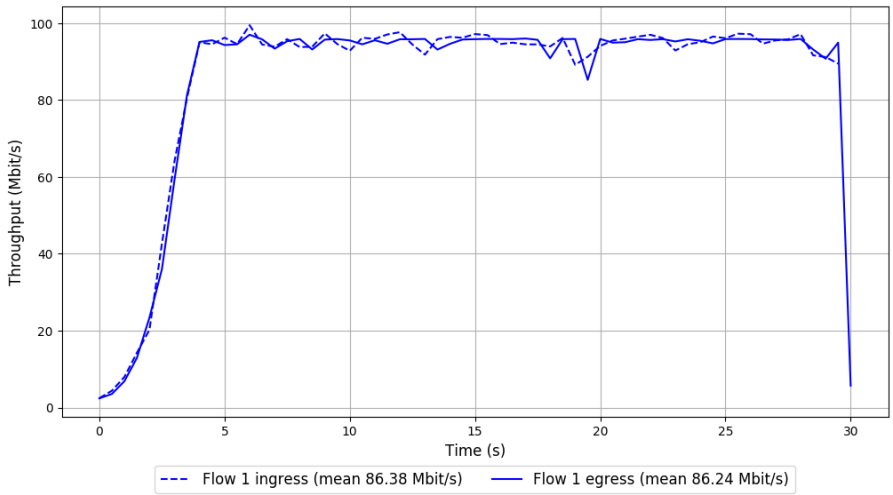

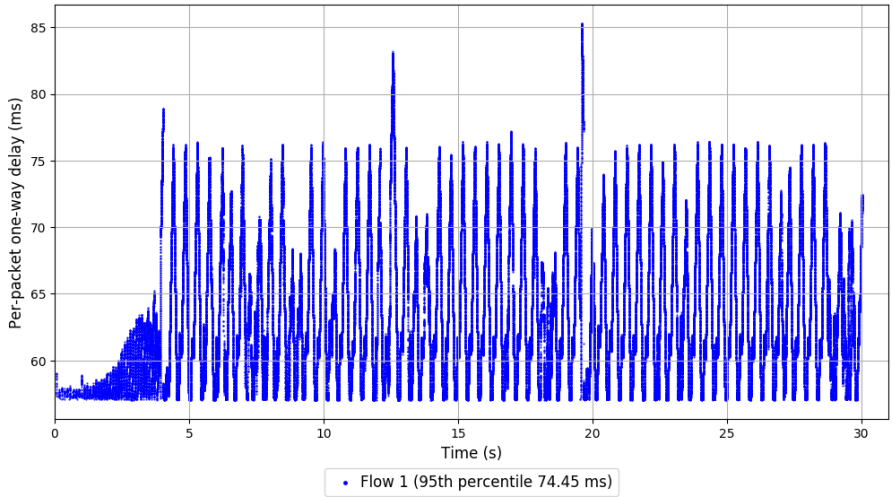

```
Run 4: Statistics of CalibratedKoho

Start at: 2017-08-21 22:26:54
End at: 2017-08-21 22:27:24
Local clock offset: 0.332 ms
Remote clock offset: -6.148 ms

# Below is generated by plot.py at 2017-08-22 01:10:24
# Datalink statistics
-- Total of 1 flow:
Average throughput: 86.51 Mbit/s
95th percentile per-packet one-way delay: 73.317 ms
Loss rate: 0.12%
-- Flow 1:
Average throughput: 86.51 Mbit/s
95th percentile per-packet one-way delay: 73.317 ms
Loss rate: 0.12%
```

Run 4: Report of CalibratedKoho — Data Link

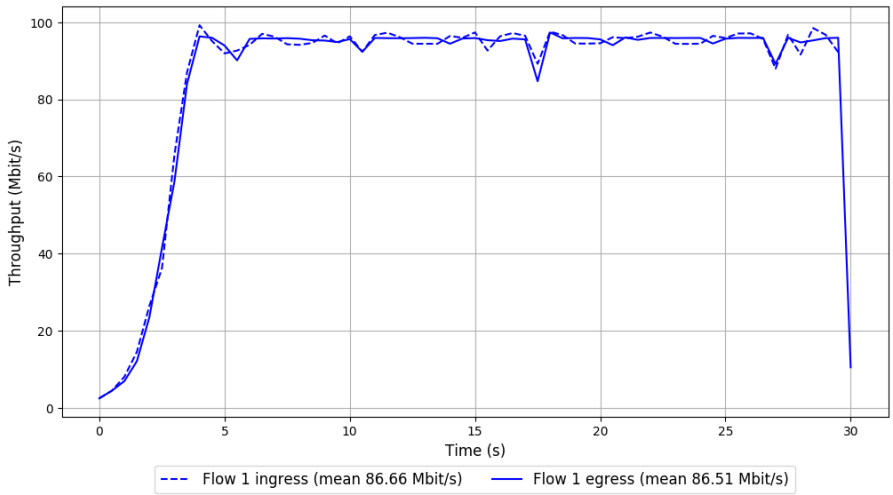

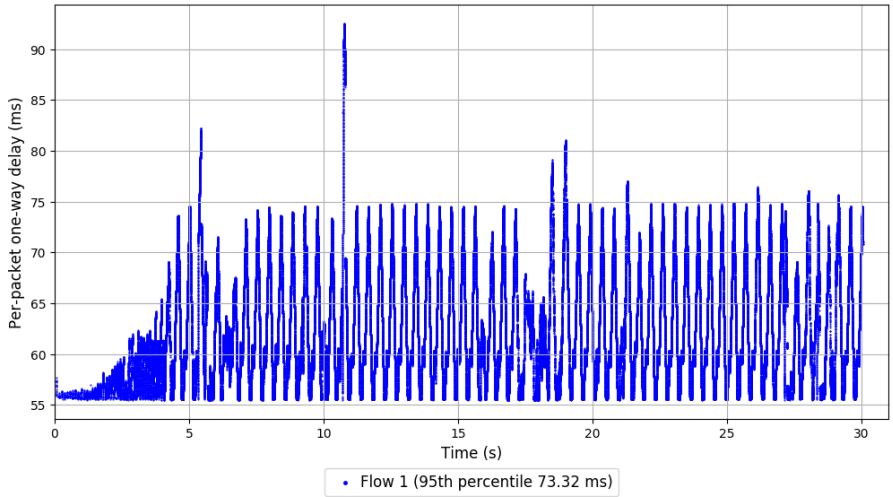

```
Run 5: Statistics of CalibratedKoho

Start at: 2017-08-21 22:48:15
End at: 2017-08-21 22:48:45
Local clock offset: 0.367 ms
Remote clock offset: -4.557 ms

# Below is generated by plot.py at 2017-08-22 01:10:34
# Datalink statistics
-- Total of 1 flow:
Average throughput: 86.17 Mbit/s
95th percentile per-packet one-way delay: 74.502 ms
Loss rate: 0.00%
-- Flow 1:
Average throughput: 86.17 Mbit/s
95th percentile per-packet one-way delay: 74.502 ms
Loss rate: 0.00%
```

Run 5: Report of CalibratedKoho — Data Link

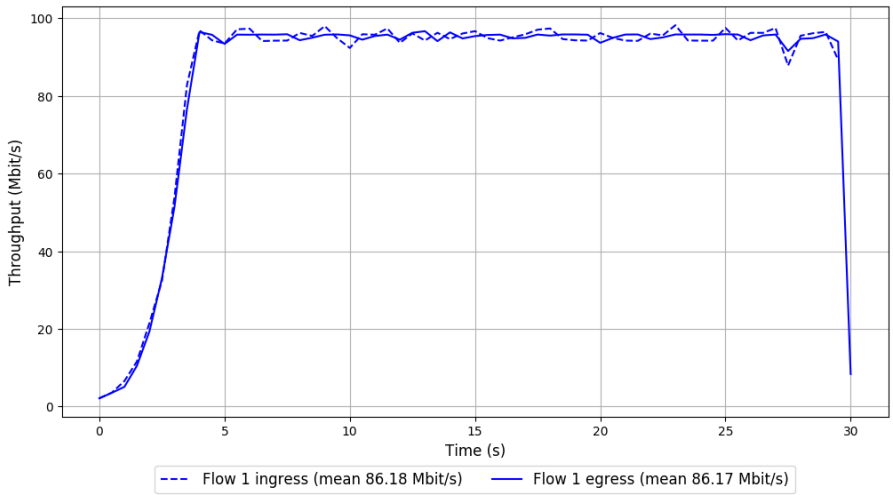

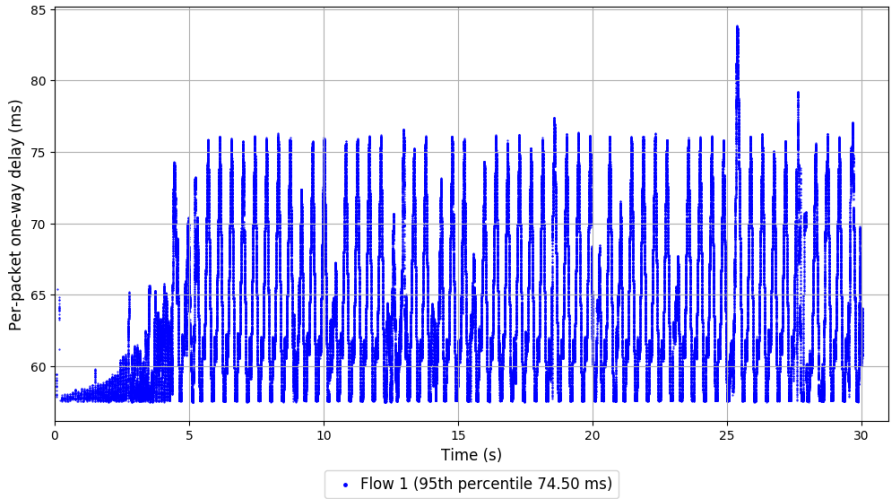

```
Run 6: Statistics of CalibratedKoho

Start at: 2017-08-21 23:09:19
End at: 2017-08-21 23:09:49
Local clock offset: 0.347 ms
Remote clock offset: -6.868 ms

# Below is generated by plot.py at 2017-08-22 01:10:35
# Datalink statistics
-- Total of 1 flow:
Average throughput: 85.23 Mbit/s
95th percentile per-packet one-way delay: 73.466 ms
Loss rate: 0.19%
-- Flow 1:
Average throughput: 85.23 Mbit/s
95th percentile per-packet one-way delay: 73.466 ms
Loss rate: 0.19%
```

Run 6: Report of CalibratedKoho — Data Link

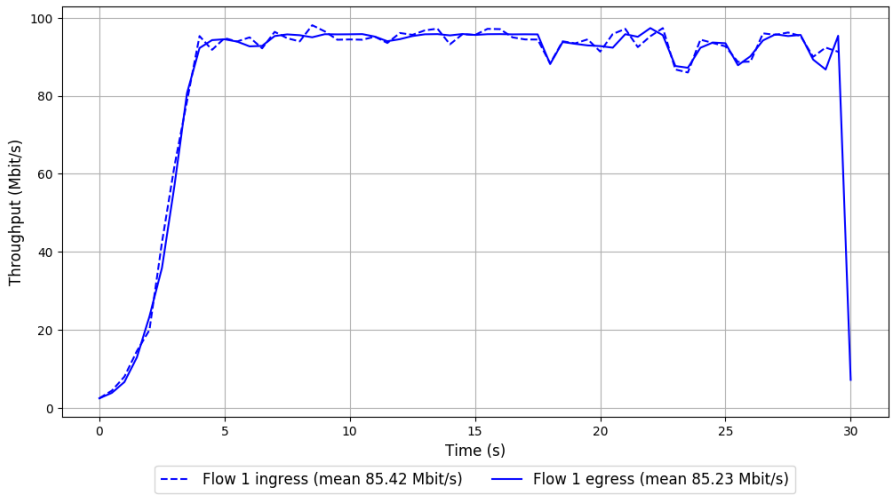

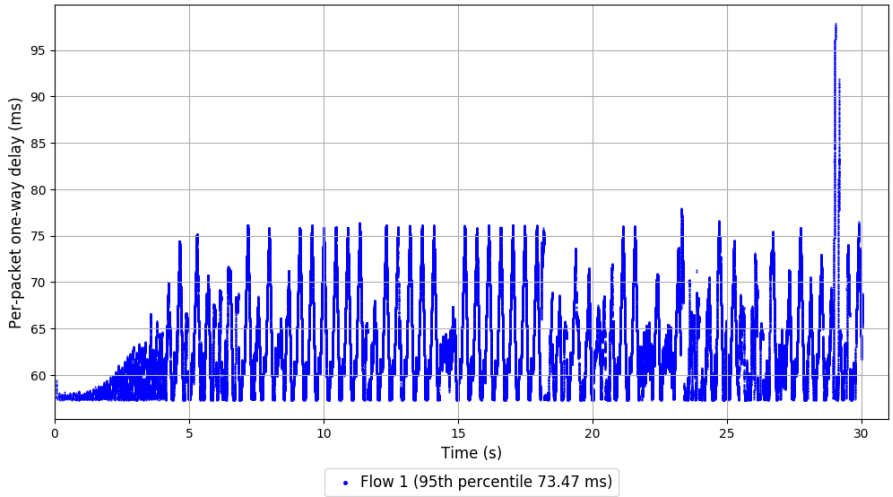

```
Run 7: Statistics of CalibratedKoho

Start at: 2017-08-21 23:29:54
End at: 2017-08-21 23:30:24
Local clock offset: 0.466 ms
Remote clock offset: -4.529 ms

# Below is generated by plot.py at 2017-08-22 01:10:46
# Datalink statistics
-- Total of 1 flow:
Average throughput: 86.16 Mbit/s
95th percentile per-packet one-way delay: 76.434 ms
Loss rate: 0.10%
-- Flow 1:
Average throughput: 86.16 Mbit/s
95th percentile per-packet one-way delay: 76.434 ms
Loss rate: 0.10%
```

Run 7: Report of CalibratedKoho — Data Link

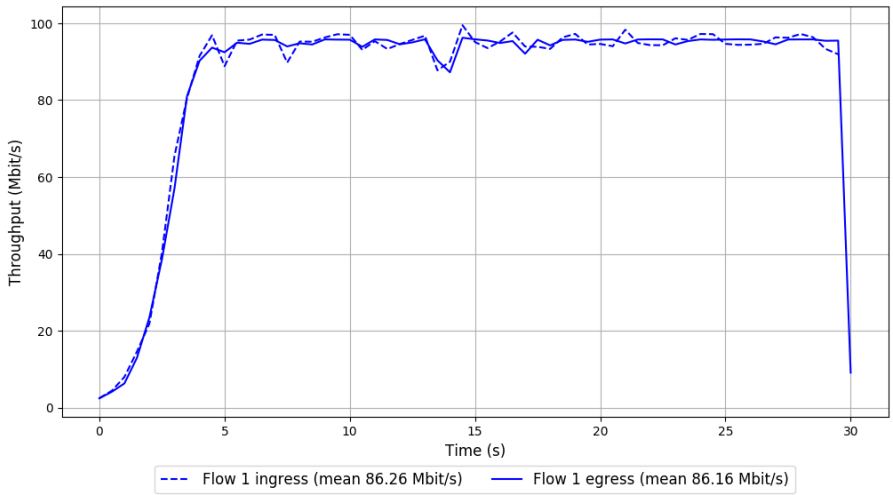

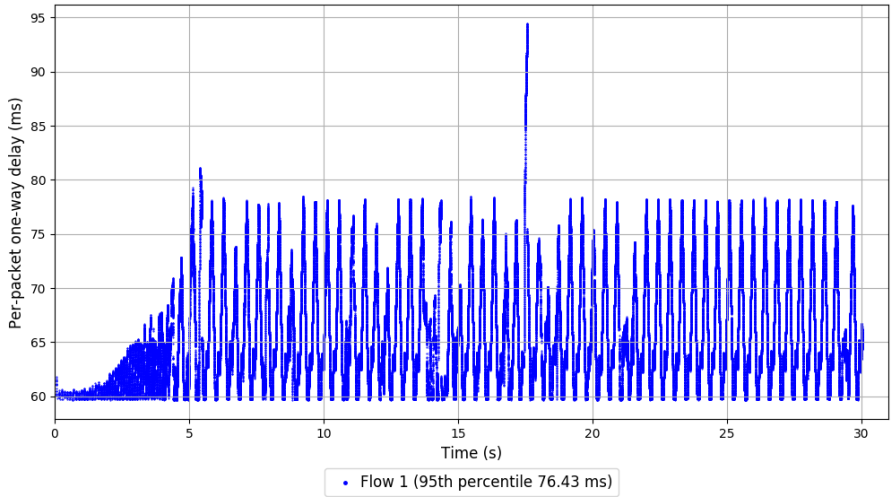

```
Run 8: Statistics of CalibratedKoho

Start at: 2017-08-21 23:50:46
End at: 2017-08-21 23:51:16
Local clock offset: 0.481 ms
Remote clock offset: -6.911 ms

# Below is generated by plot.py at 2017-08-22 01:10:47
# Datalink statistics
-- Total of 1 flow:
Average throughput: 86.15 Mbit/s
95th percentile per-packet one-way delay: 74.639 ms
Loss rate: 0.02%
-- Flow 1:
Average throughput: 86.15 Mbit/s
95th percentile per-packet one-way delay: 74.639 ms
Loss rate: 0.02%
```

Run 8: Report of CalibratedKoho — Data Link

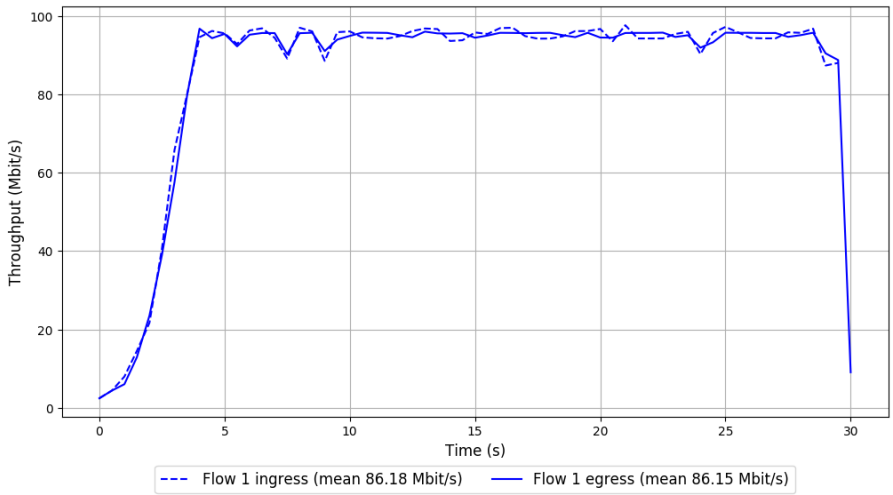

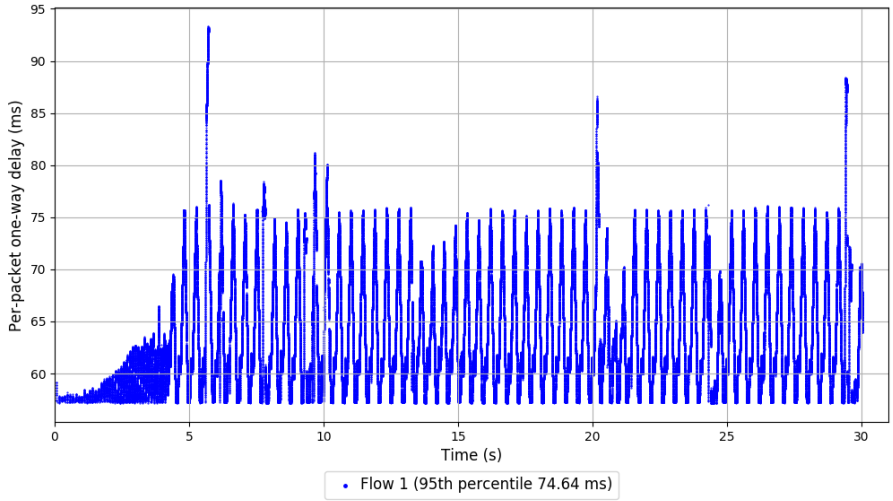

```
Run 9: Statistics of CalibratedKoho

Start at: 2017-08-22 00:11:15
End at: 2017-08-22 00:11:45
Local clock offset: 0.691 ms
Remote clock offset: -4.611 ms

# Below is generated by plot.py at 2017-08-22 01:10:54
# Datalink statistics
-- Total of 1 flow:
Average throughput: 85.83 Mbit/s
95th percentile per-packet one-way delay: 75.876 ms
Loss rate: 0.07%
-- Flow 1:
Average throughput: 85.83 Mbit/s
95th percentile per-packet one-way delay: 75.876 ms
Loss rate: 0.07%
```

Run 9: Report of CalibratedKoho — Data Link

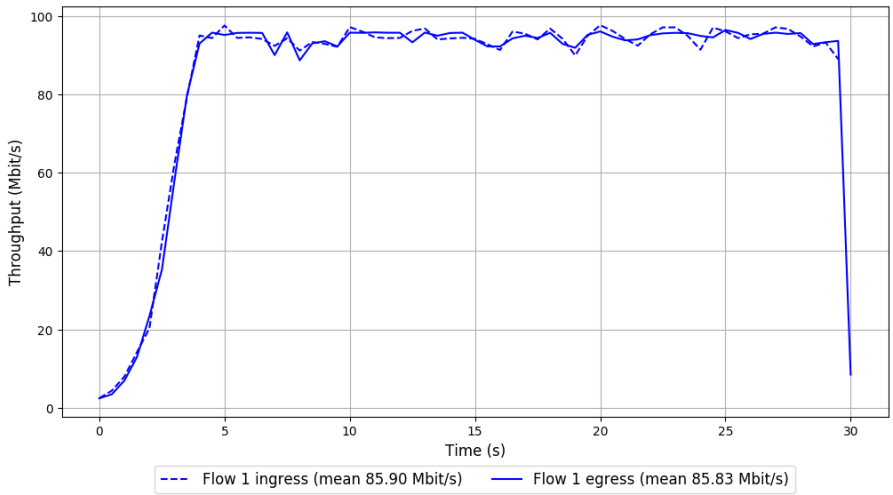

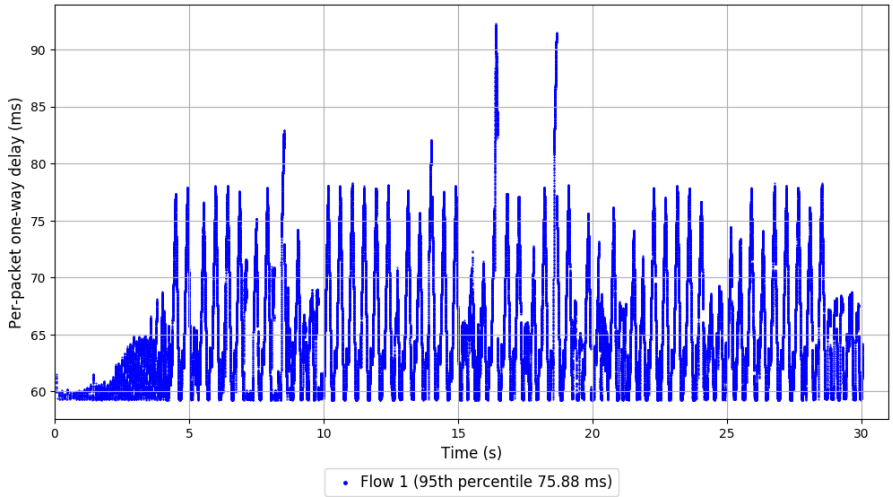

```
Run 10: Statistics of CalibratedKoho

Start at: 2017-08-22 00:31:49
End at: 2017-08-22 00:32:19
Local clock offset: 0.788 ms
Remote clock offset: -6.81 ms

# Below is generated by plot.py at 2017-08-22 01:10:59
# Datalink statistics
-- Total of 1 flow:
Average throughput: 85.91 Mbit/s
95th percentile per-packet one-way delay: 74.074 ms
Loss rate: 0.03%
-- Flow 1:
Average throughput: 85.91 Mbit/s
95th percentile per-packet one-way delay: 74.074 ms
Loss rate: 0.03%
```

Run 10: Report of CalibratedKoho — Data Link

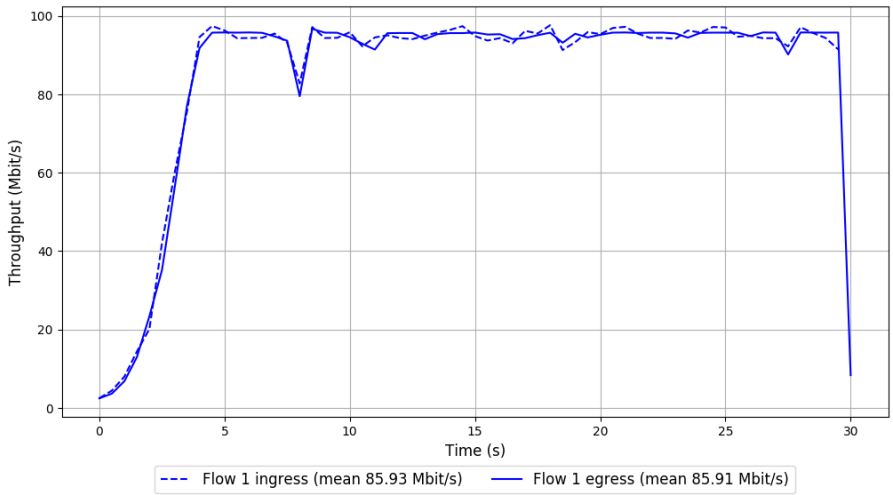

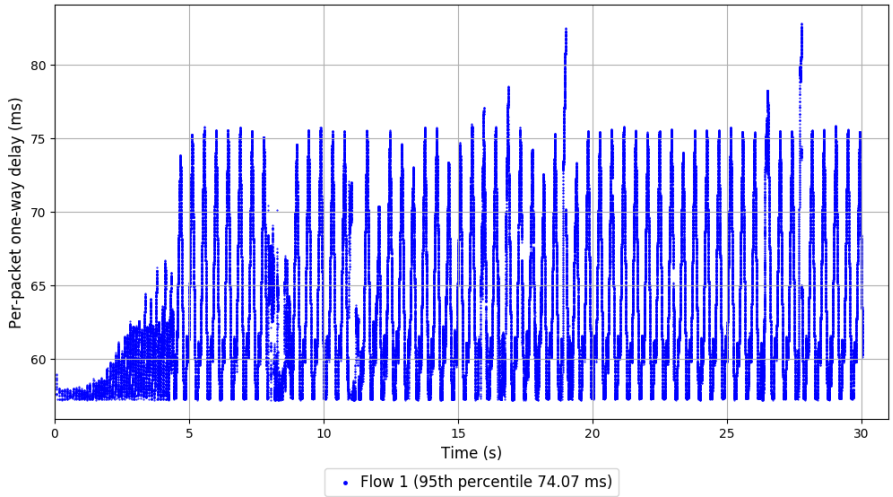

```
Run 1: Statistics of Copa

Start at: 2017-08-21 21:14:37
End at: 2017-08-21 21:15:07
Local clock offset: 0.003 ms
Remote clock offset: -3.411 ms

# Below is generated by plot.py at 2017-08-22 01:11:08
# Datalink statistics
-- Total of 1 flow:
Average throughput: 59.46 Mbit/s
95th percentile per-packet one-way delay: 59.777 ms
Loss rate: 0.04%
-- Flow 1:
Average throughput: 59.46 Mbit/s
95th percentile per-packet one-way delay: 59.777 ms
Loss rate: 0.04%
```

Run 1: Report of Copa — Data Link

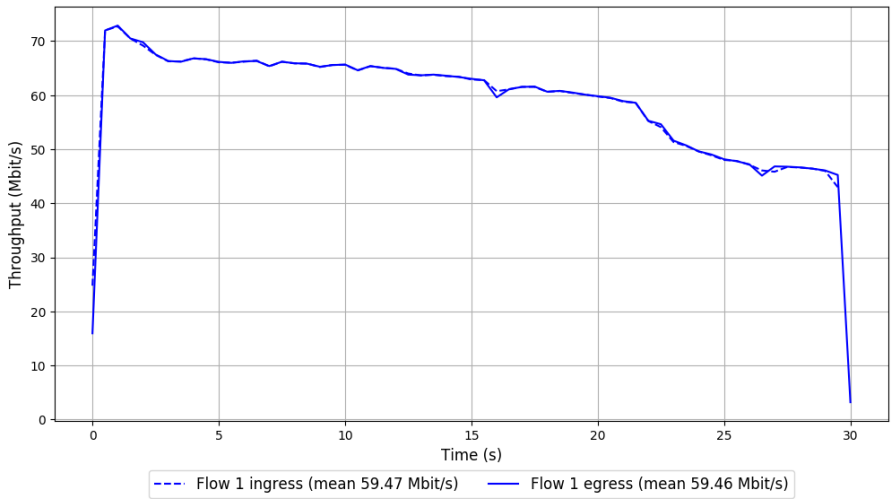

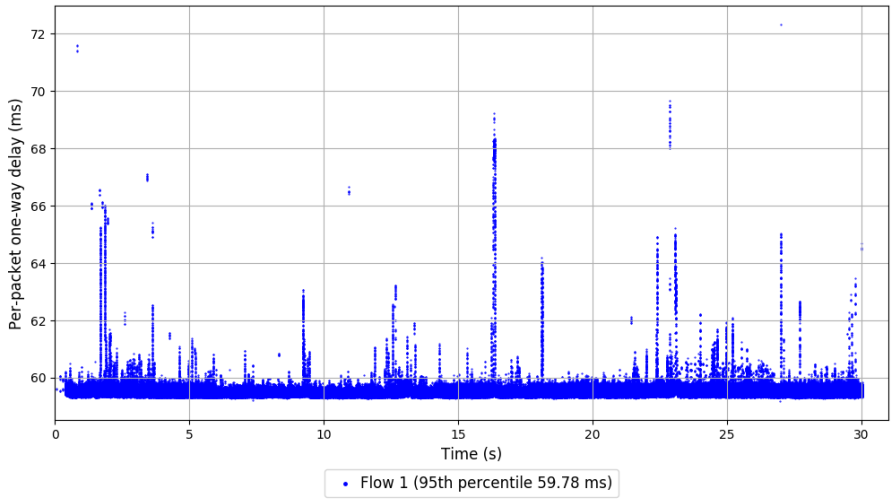

```
Run 2: Statistics of Copa

Start at: 2017-08-21 21:35:02
End at: 2017-08-21 21:35:32
Local clock offset: 0.207 ms
Remote clock offset: -5.295 ms

# Below is generated by plot.py at 2017-08-22 01:11:14
# Datalink statistics
-- Total of 1 flow:
Average throughput: 59.04 Mbit/s
95th percentile per-packet one-way delay: 57.649 ms
Loss rate: 0.08%
-- Flow 1:
Average throughput: 59.04 Mbit/s
95th percentile per-packet one-way delay: 57.649 ms
Loss rate: 0.08%
```

Run 2: Report of Copa — Data Link

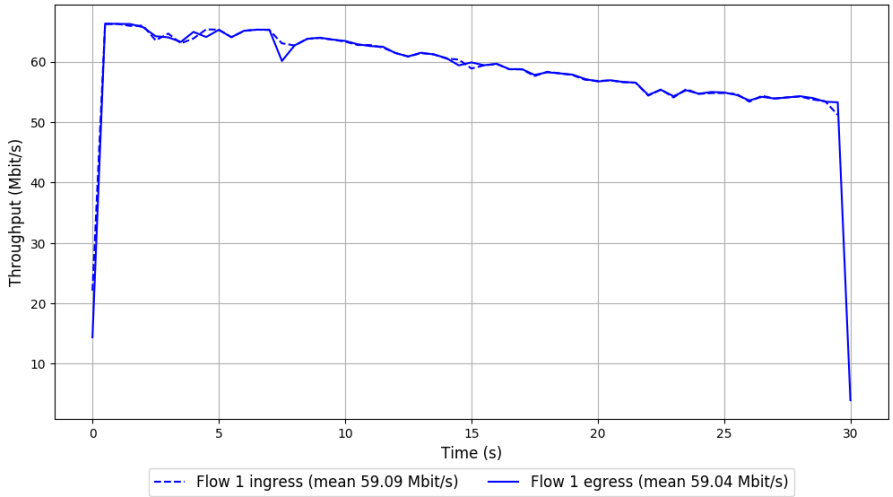

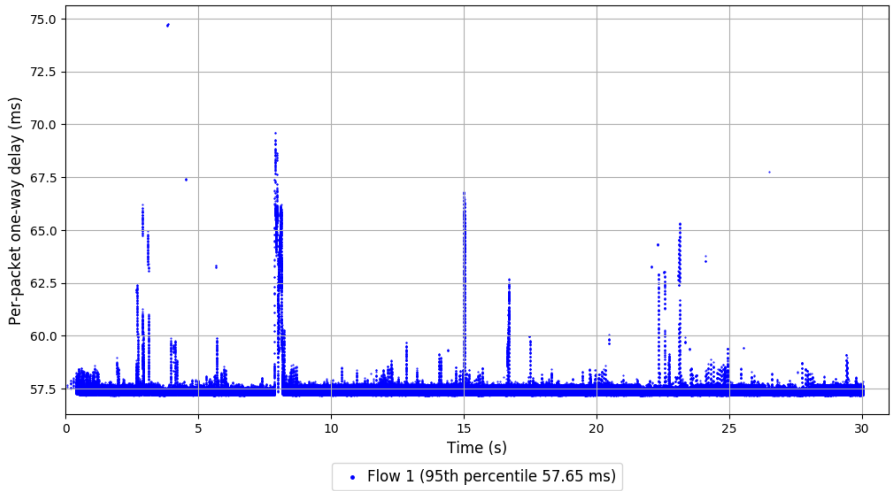

```
Run 3: Statistics of Copa

Start at: 2017-08-21 21:55:29
End at: 2017-08-21 21:55:59
Local clock offset: 0.267 ms
Remote clock offset: -3.443 ms

# Below is generated by plot.py at 2017-08-22 01:11:27
# Datalink statistics
-- Total of 1 flow:
Average throughput: 69.06 Mbit/s
95th percentile per-packet one-way delay: 59.426 ms
Loss rate: 0.00%
-- Flow 1:
Average throughput: 69.06 Mbit/s
95th percentile per-packet one-way delay: 59.426 ms
Loss rate: 0.00%
```

Run 3: Report of Copa — Data Link

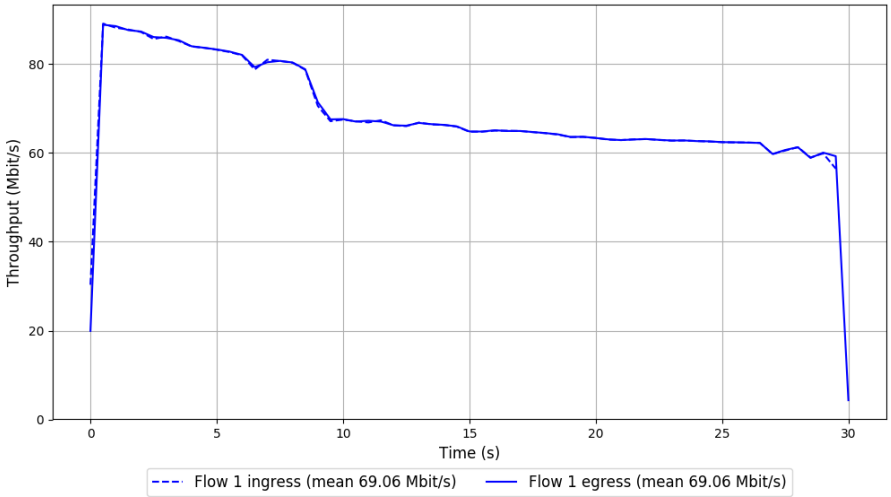

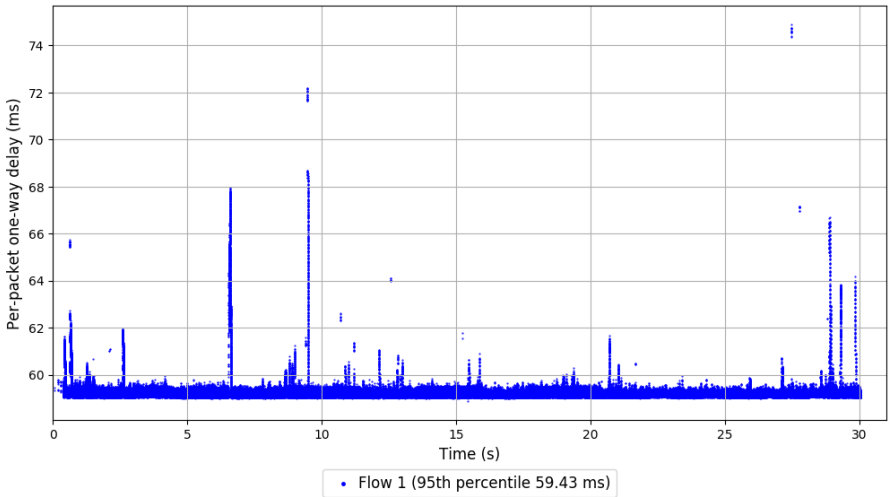

```
Run 4: Statistics of Copa

Start at: 2017-08-21 22:16:15
End at: 2017-08-21 22:16:45
Local clock offset: 0.347 ms
Remote clock offset: -5.902 ms

# Below is generated by plot.py at 2017-08-22 01:11:28
# Datalink statistics
-- Total of 1 flow:
Average throughput: 53.61 Mbit/s
95th percentile per-packet one-way delay: 57.296 ms
Loss rate: 0.01%
-- Flow 1:
Average throughput: 53.61 Mbit/s
95th percentile per-packet one-way delay: 57.296 ms
Loss rate: 0.01%
```

Run 4: Report of Copa — Data Link

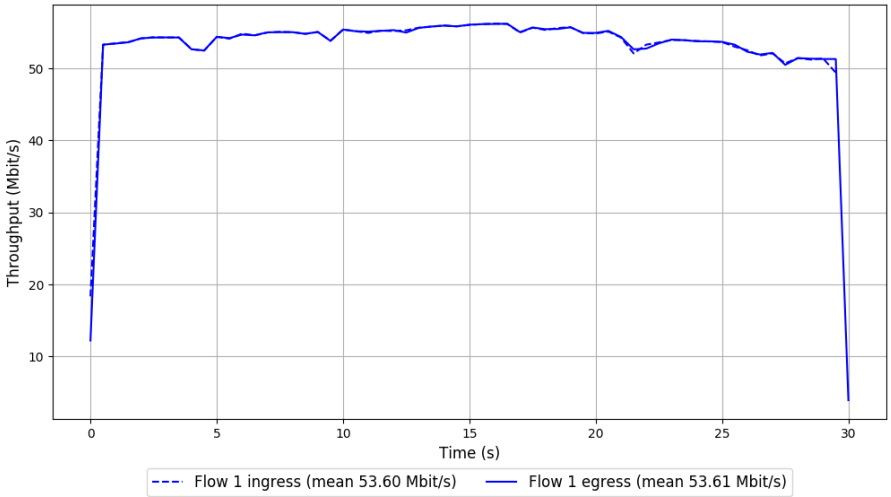

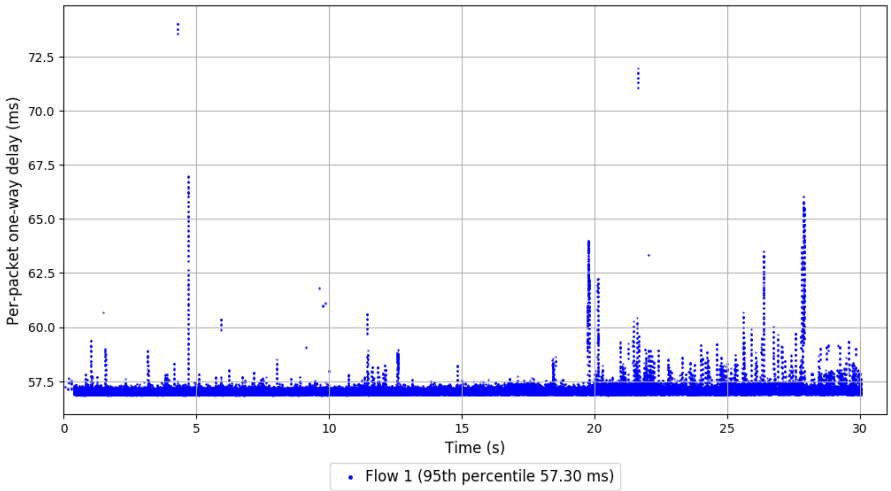

```
Run 5: Statistics of Copa

Start at: 2017-08-21 22:37:15
End at: 2017-08-21 22:37:45
Local clock offset: 0.355 ms
Remote clock offset: -4.314 ms

# Below is generated by plot.py at 2017-08-22 01:11:39
# Datalink statistics
-- Total of 1 flow:
Average throughput: 46.60 Mbit/s
95th percentile per-packet one-way delay: 59.416 ms
Loss rate: 0.00%
-- Flow 1:
Average throughput: 46.60 Mbit/s
95th percentile per-packet one-way delay: 59.416 ms
Loss rate: 0.00%
```

Run 5: Report of Copa — Data Link

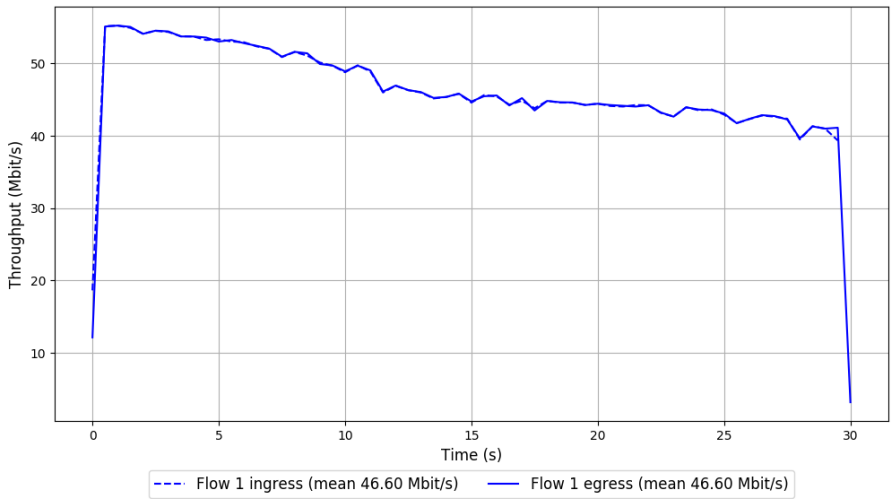

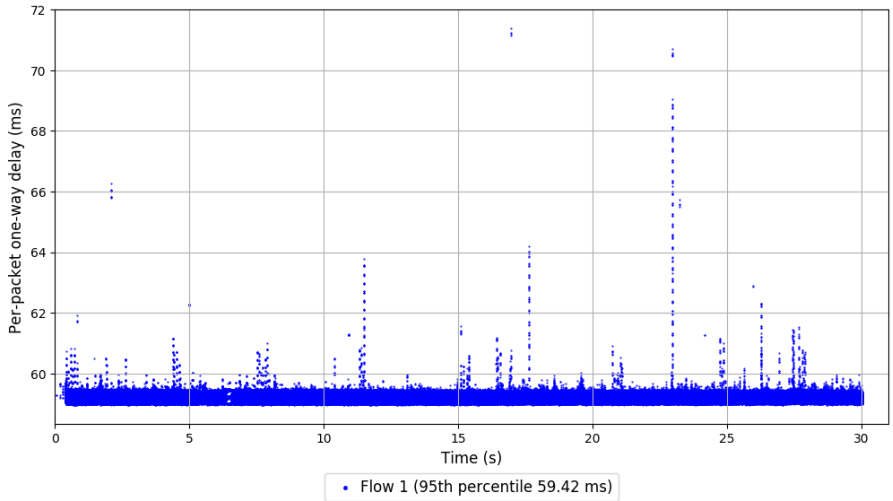

```
Run 6: Statistics of Copa

Start at: 2017-08-21 22:58:23
End at: 2017-08-21 22:58:54
Local clock offset: 0.414 ms
Remote clock offset: -6.813 ms

# Below is generated by plot.py at 2017-08-22 01:11:41
# Datalink statistics
-- Total of 1 flow:
Average throughput: 54.74 Mbit/s
95th percentile per-packet one-way delay: 55.904 ms
Loss rate: 0.03%
-- Flow 1:
Average throughput: 54.74 Mbit/s
95th percentile per-packet one-way delay: 55.904 ms
Loss rate: 0.03%
```

Run 6: Report of Copa — Data Link

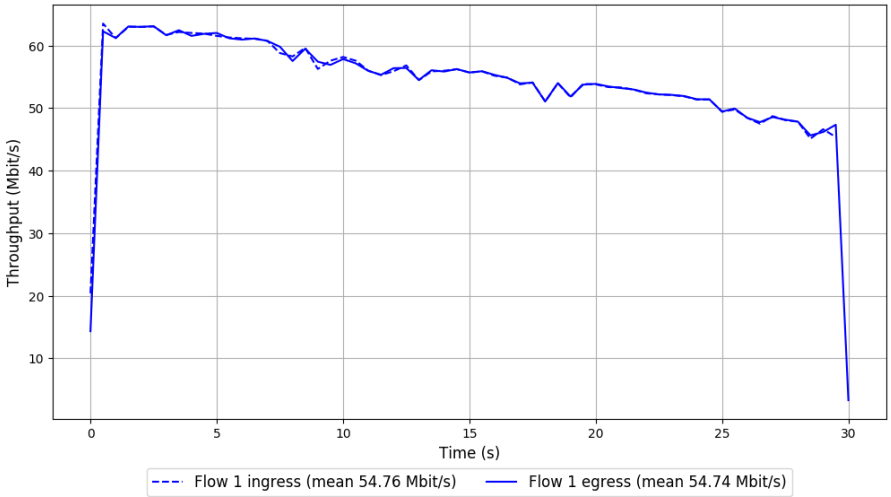

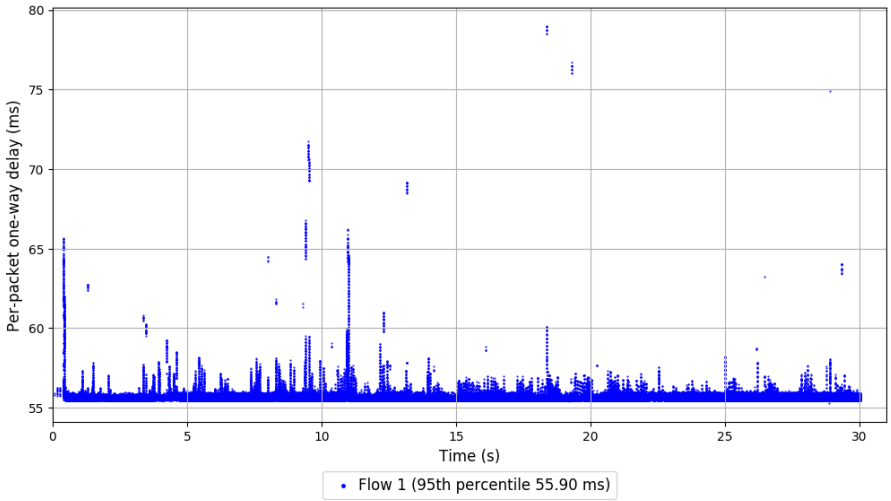

```
Run 7: Statistics of Copa

Start at: 2017-08-21 23:19:13
End at: 2017-08-21 23:19:43
Local clock offset: 0.443 ms
Remote clock offset: -7.032 ms

# Below is generated by plot.py at 2017-08-22 01:11:48
# Datalink statistics
-- Total of 1 flow:
Average throughput: 48.73 Mbit/s
95th percentile per-packet one-way delay: 57.600 ms
Loss rate: 0.01%
-- Flow 1:
Average throughput: 48.73 Mbit/s
95th percentile per-packet one-way delay: 57.600 ms
Loss rate: 0.01%
```

Run 7: Report of Copa — Data Link

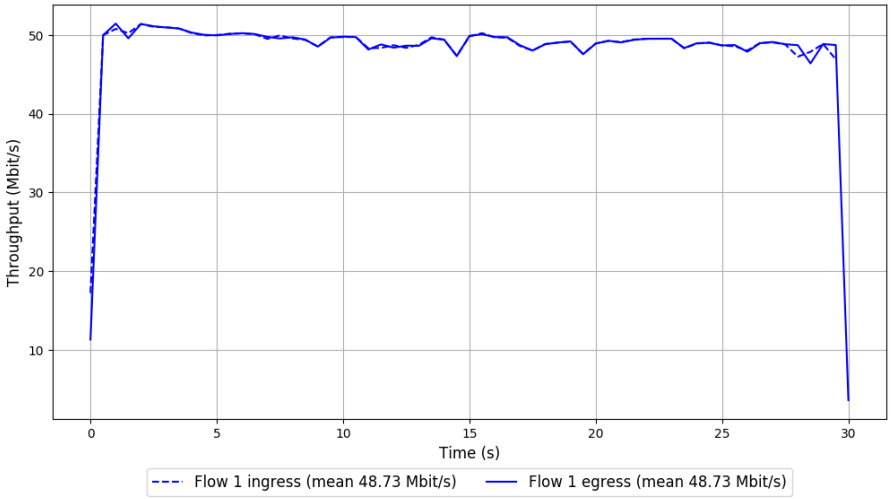

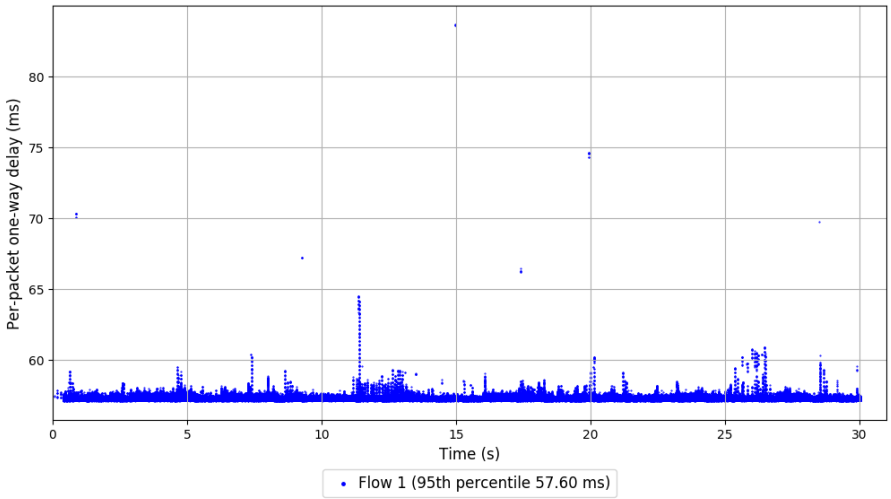

```
Run 8: Statistics of Copa

Start at: 2017-08-21 23:39:49
End at: 2017-08-21 23:40:19
Local clock offset: 0.492 ms
Remote clock offset: -4.838 ms

# Below is generated by plot.py at 2017-08-22 01:11:52
# Datalink statistics
-- Total of 1 flow:
Average throughput: 47.12 Mbit/s
95th percentile per-packet one-way delay: 57.945 ms
Loss rate: 0.03%
-- Flow 1:
Average throughput: 47.12 Mbit/s
95th percentile per-packet one-way delay: 57.945 ms
Loss rate: 0.03%
```

Run 8: Report of Copa — Data Link

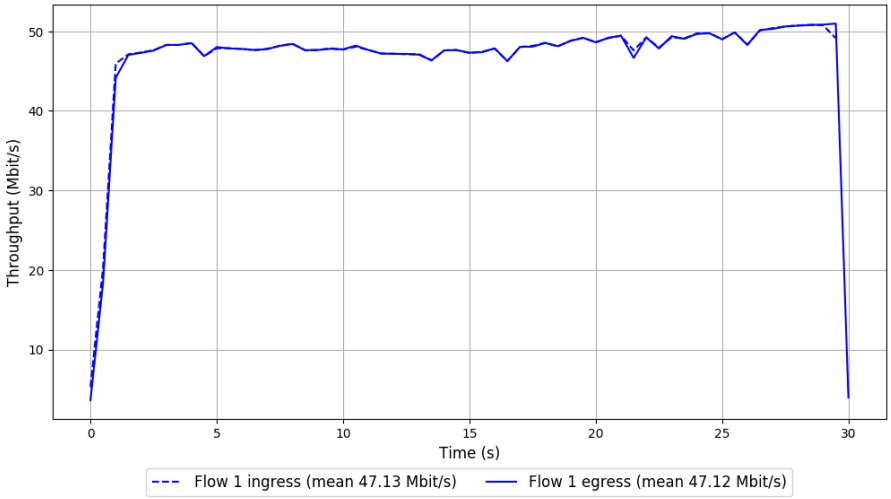

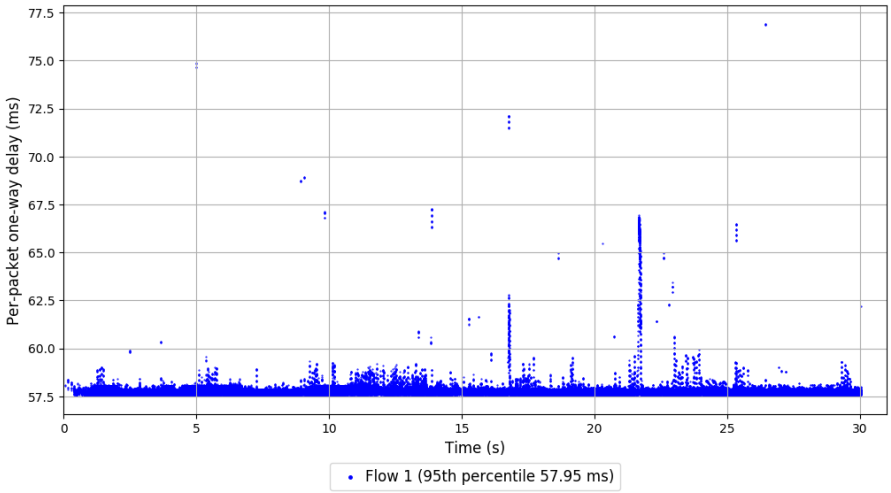

```
Run 9: Statistics of Copa

Start at: 2017-08-22 00:00:34
End at: 2017-08-22 00:01:04
Local clock offset: 0.558 ms
Remote clock offset: -6.81 ms

# Below is generated by plot.py at 2017-08-22 01:12:03
# Datalink statistics
-- Total of 1 flow:
Average throughput: 47.10 Mbit/s
95th percentile per-packet one-way delay: 57.602 ms
Loss rate: 0.03%
-- Flow 1:
Average throughput: 47.10 Mbit/s
95th percentile per-packet one-way delay: 57.602 ms
Loss rate: 0.03%
```

Run 9: Report of Copa — Data Link

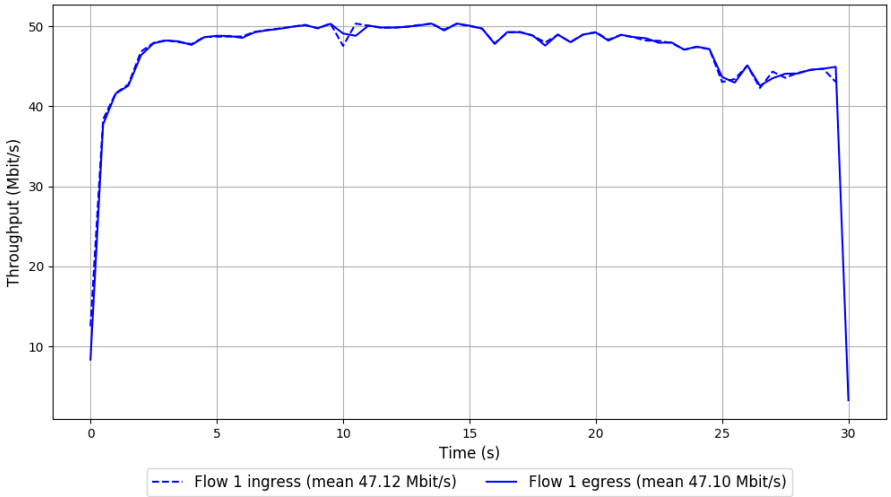

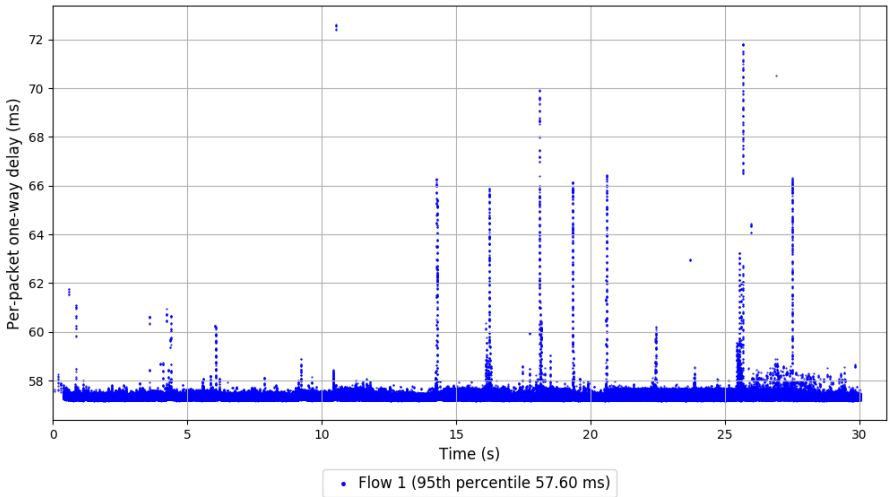

```
Run 10: Statistics of Copa

Start at: 2017-08-22 00:21:04
End at: 2017-08-22 00:21:34
Local clock offset: 0.683 ms
Remote clock offset: -4.572 ms

# Below is generated by plot.py at 2017-08-22 01:12:04
# Datalink statistics
-- Total of 1 flow:
Average throughput: 48.40 Mbit/s
95th percentile per-packet one-way delay: 59.553 ms
Loss rate: 0.00%
-- Flow 1:
Average throughput: 48.40 Mbit/s
95th percentile per-packet one-way delay: 59.553 ms
Loss rate: 0.00%
```

Run 10: Report of Copa — Data Link

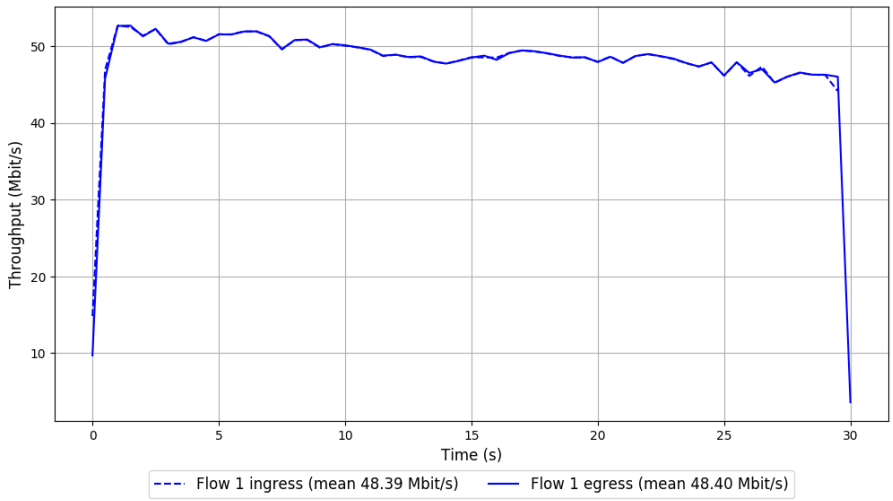

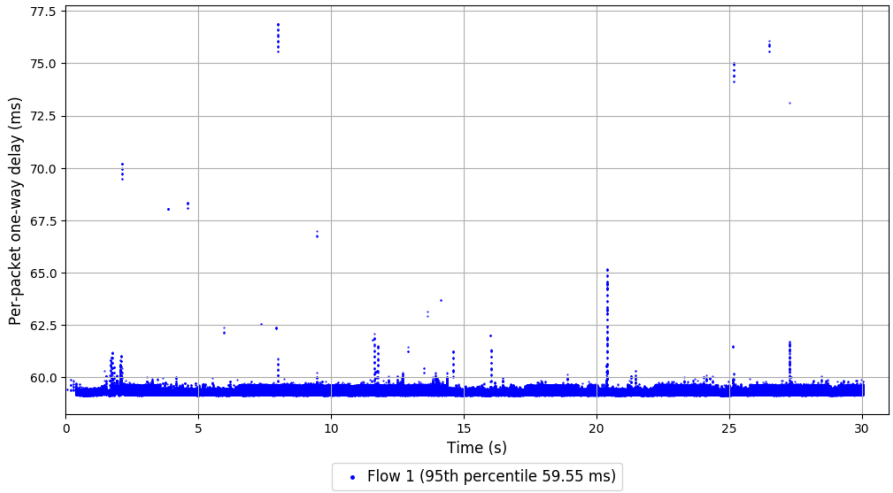

```
Run 1: Statistics of TCP Cubic

Start at: 2017-08-21 21:16:04
End at: 2017-08-21 21:16:34
Local clock offset: 0.093 ms
Remote clock offset: -5.587 ms

# Below is generated by plot.py at 2017-08-22 01:12:13
# Datalink statistics
-- Total of 1 flow:
Average throughput: 77.72 Mbit/s
95th percentile per-packet one-way delay: 87.203 ms
Loss rate: 0.22%
-- Flow 1:
Average throughput: 77.72 Mbit/s
95th percentile per-packet one-way delay: 87.203 ms
Loss rate: 0.22%
```

Run 1: Report of TCP Cubic — Data Link

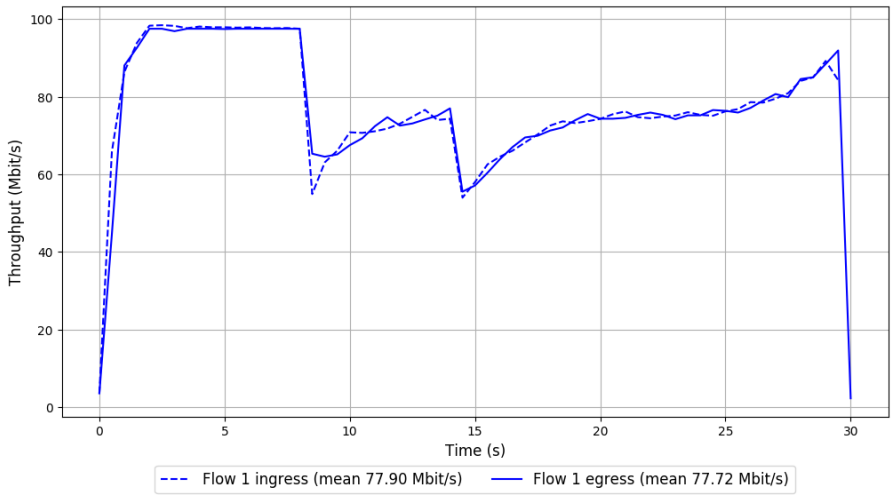

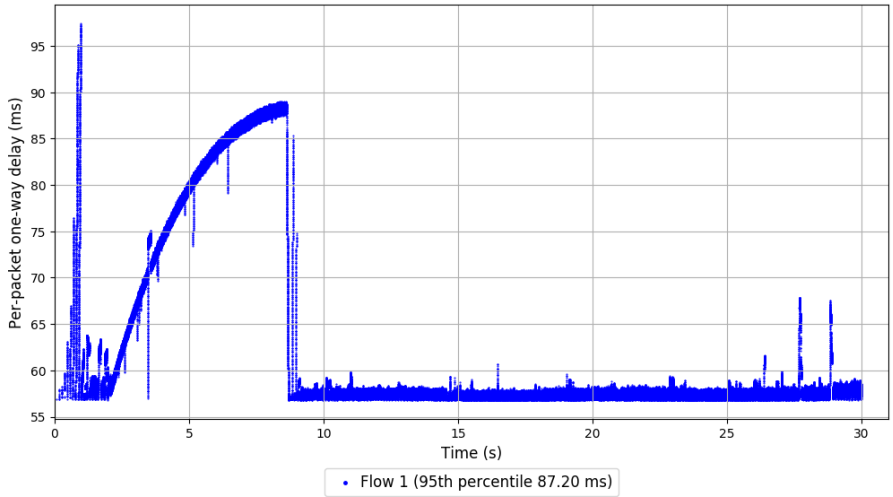

```
Run 2: Statistics of TCP Cubic

Start at: 2017-08-21 21:36:26
End at: 2017-08-21 21:36:56
Local clock offset: 0.104 ms
Remote clock offset: -2.76 ms

# Below is generated by plot.py at 2017-08-22 01:12:14
# Datalink statistics
-- Total of 1 flow:
Average throughput: 69.90 Mbit/s
95th percentile per-packet one-way delay: 76.923 ms
Loss rate: 0.43%
-- Flow 1:
Average throughput: 69.90 Mbit/s
95th percentile per-packet one-way delay: 76.923 ms
Loss rate: 0.43%
```

Run 2: Report of TCP Cubic — Data Link

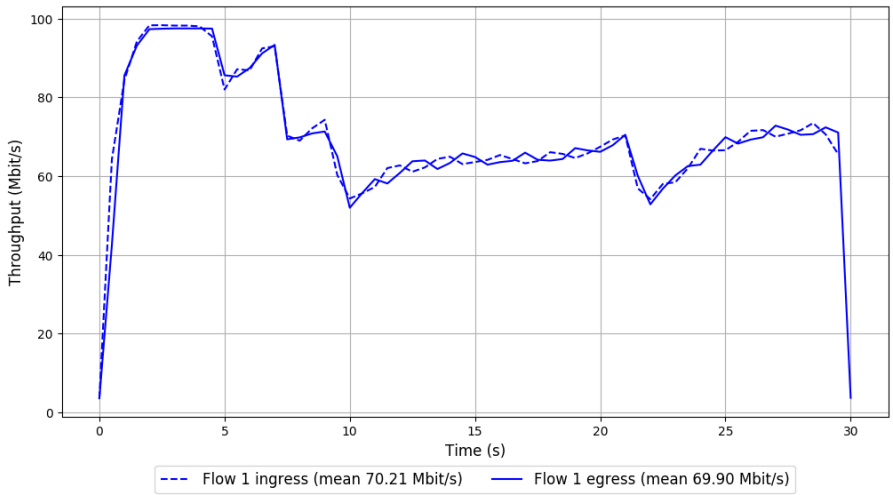

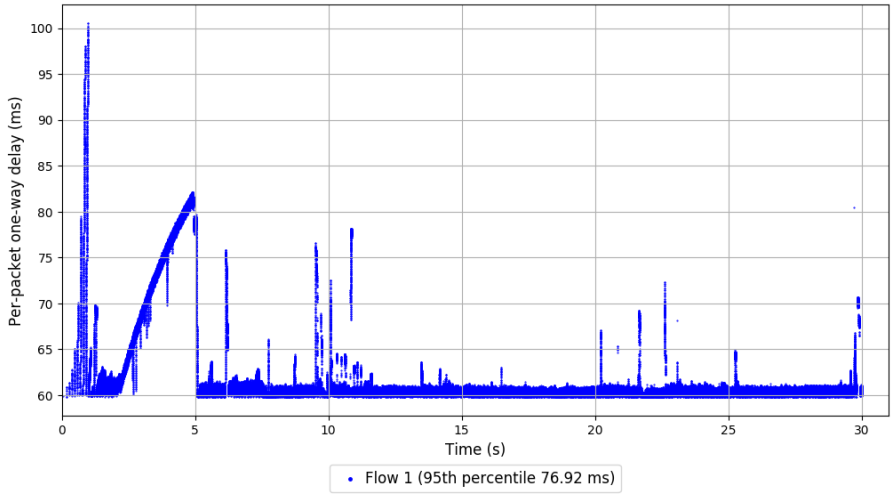

```
Run 3: Statistics of TCP Cubic

Start at: 2017-08-21 21:56:56
End at: 2017-08-21 21:57:26
Local clock offset: 0.266 ms
Remote clock offset: -3.49 ms

# Below is generated by plot.py at 2017-08-22 01:12:25
# Datalink statistics
-- Total of 1 flow:
Average throughput: 94.14 Mbit/s
95th percentile per-packet one-way delay: 84.202 ms
Loss rate: 0.23%
-- Flow 1:
Average throughput: 94.14 Mbit/s
95th percentile per-packet one-way delay: 84.202 ms
Loss rate: 0.23%
```

Run 3: Report of TCP Cubic — Data Link

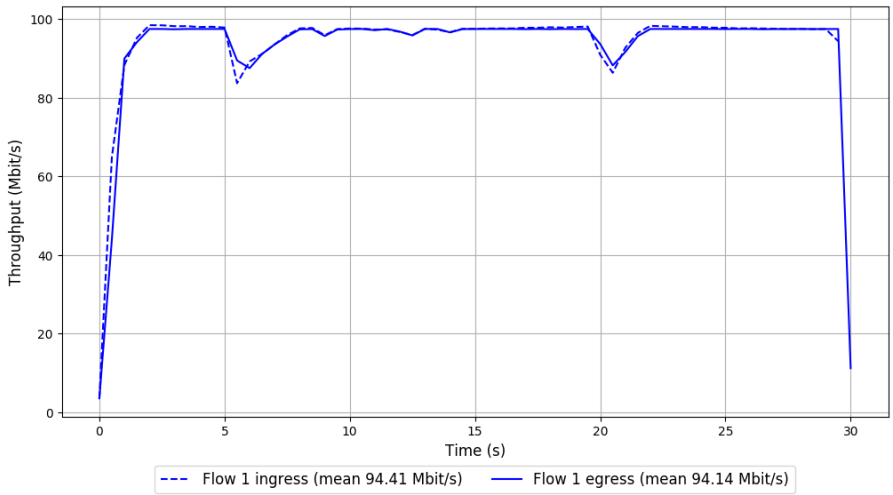

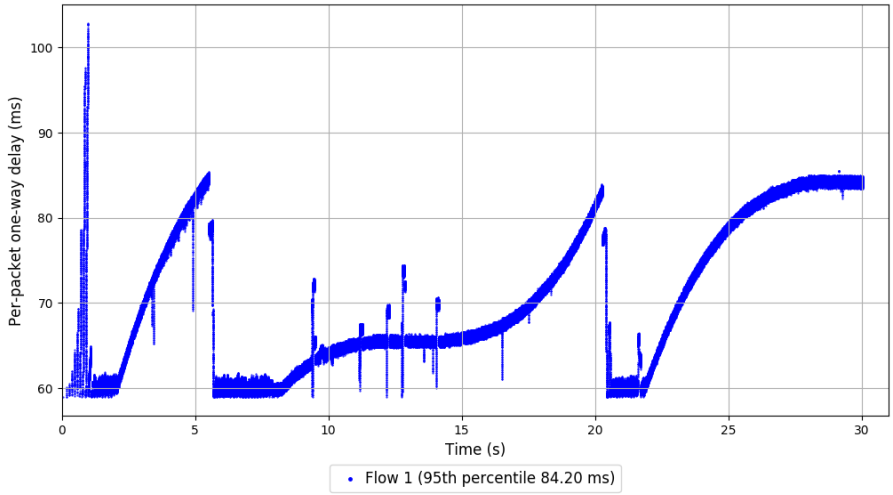

```
Run 4: Statistics of TCP Cubic

Start at: 2017-08-21 22:17:38
End at: 2017-08-21 22:18:08
Local clock offset: 0.245 ms
Remote clock offset: -3.908 ms

# Below is generated by plot.py at 2017-08-22 01:12:25
# Datalink statistics
-- Total of 1 flow:
Average throughput: 60.33 Mbit/s
95th percentile per-packet one-way delay: 85.673 ms
Loss rate: 0.38%
-- Flow 1:
Average throughput: 60.33 Mbit/s
95th percentile per-packet one-way delay: 85.673 ms
Loss rate: 0.38%
```

Run 4: Report of TCP Cubic — Data Link

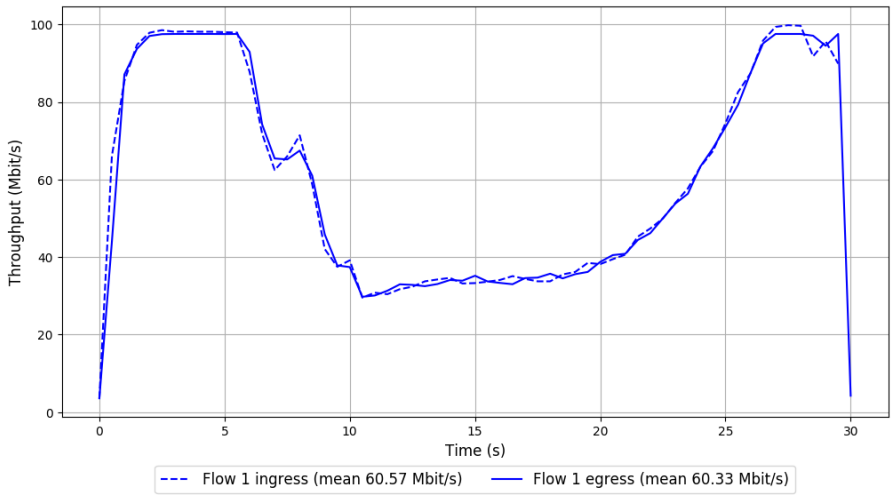

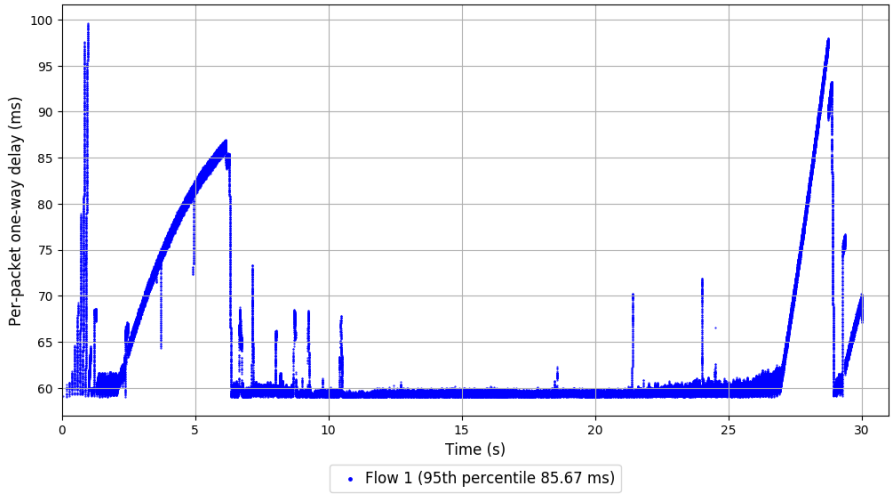

```
Run 5: Statistics of TCP Cubic

Start at: 2017-08-21 22:38:44
End at: 2017-08-21 22:39:14
Local clock offset: 0.345 ms
Remote clock offset: -3.847 ms

# Below is generated by plot.py at 2017-08-22 01:12:31
# Datalink statistics
-- Total of 1 flow:
Average throughput: 69.90 Mbit/s
95th percentile per-packet one-way delay: 94.963 ms
Loss rate: 0.53%
-- Flow 1:
Average throughput: 69.90 Mbit/s
95th percentile per-packet one-way delay: 94.963 ms
Loss rate: 0.53%
```

Run 5: Report of TCP Cubic — Data Link

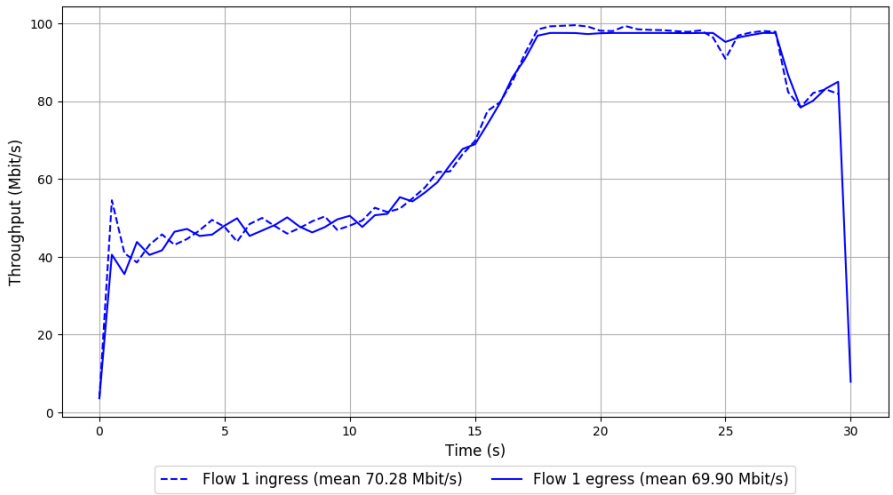

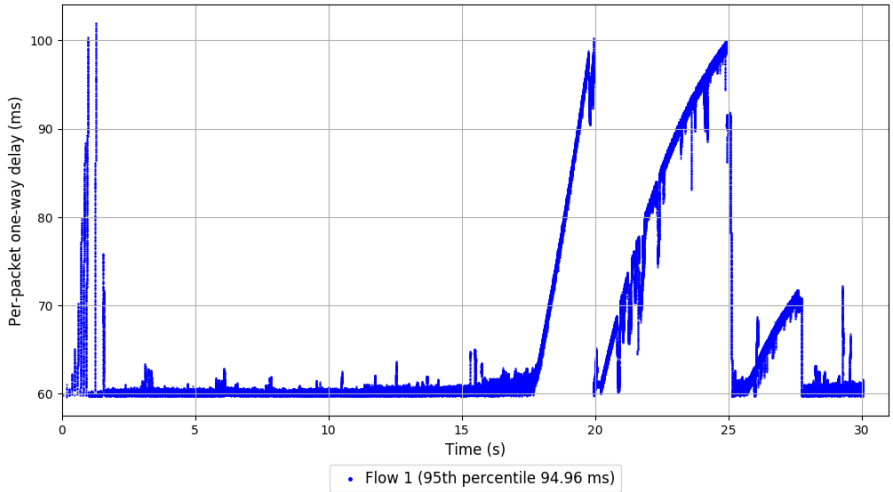

```
Run 6: Statistics of TCP Cubic

Start at: 2017-08-21 22:59:55
End at: 2017-08-21 23:00:25
Local clock offset: 0.417 ms
Remote clock offset: -6.781 ms

# Below is generated by plot.py at 2017-08-22 01:12:37
# Datalink statistics
-- Total of 1 flow:
Average throughput: 94.93 Mbit/s
95th percentile per-packet one-way delay: 91.562 ms
Loss rate: 0.24%
-- Flow 1:
Average throughput: 94.93 Mbit/s
95th percentile per-packet one-way delay: 91.562 ms
Loss rate: 0.24%
```

Run 6: Report of TCP Cubic — Data Link

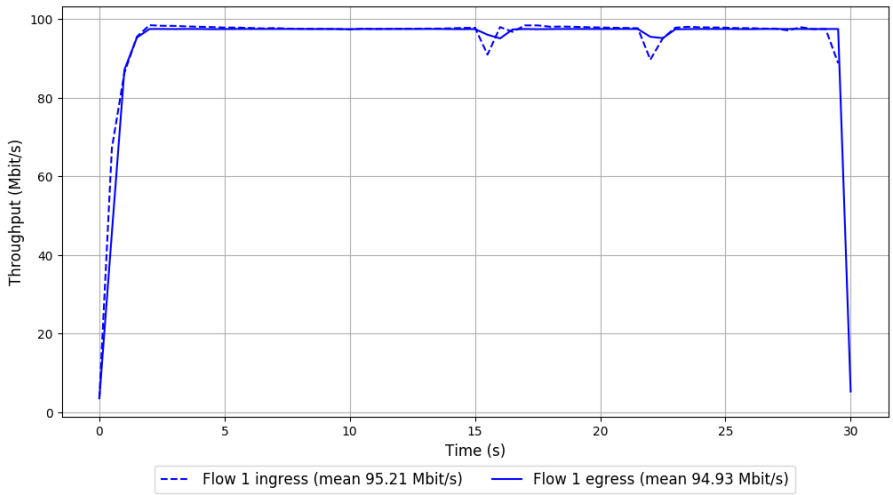

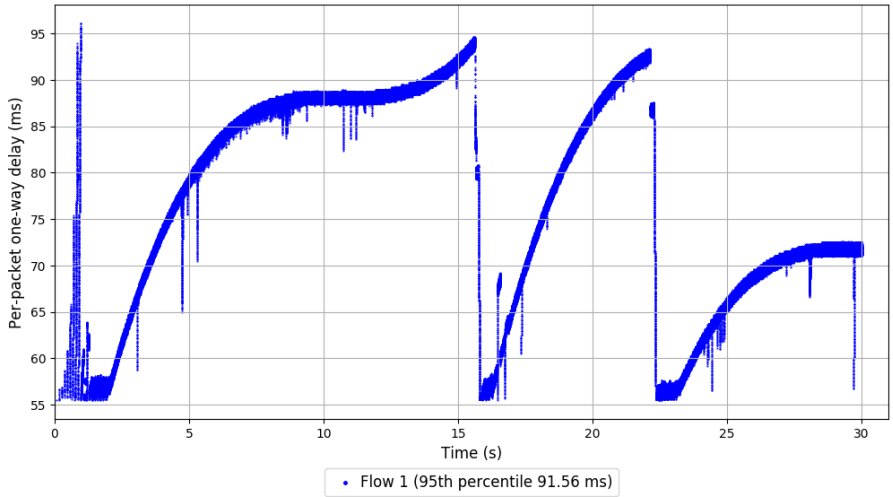

```
Run 7: Statistics of TCP Cubic

Start at: 2017-08-21 23:20:36
End at: 2017-08-21 23:21:06
Local clock offset: 0.417 ms
Remote clock offset: -7.052 ms

# Below is generated by plot.py at 2017-08-22 01:12:42
# Datalink statistics
-- Total of 1 flow:
Average throughput: 86.70 Mbit/s
95th percentile per-packet one-way delay: 87.115 ms
Loss rate: 0.30%
-- Flow 1:
Average throughput: 86.70 Mbit/s
95th percentile per-packet one-way delay: 87.115 ms
Loss rate: 0.30%
```

Run 7: Report of TCP Cubic — Data Link

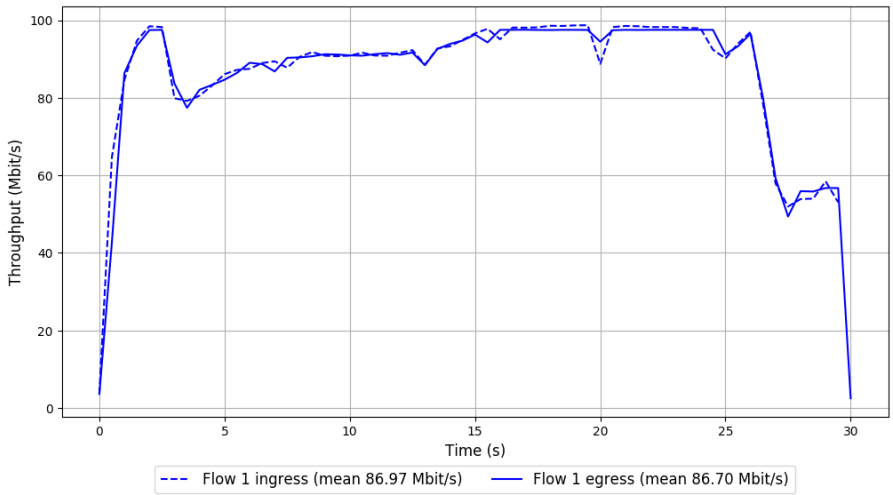

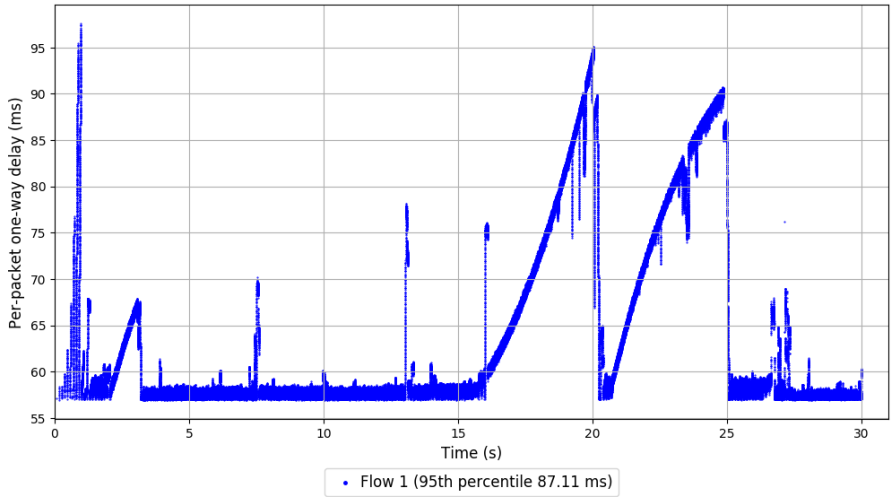

```
Run 8: Statistics of TCP Cubic

Start at: 2017-08-21 23:41:19
End at: 2017-08-21 23:41:49
Local clock offset: 0.435 ms
Remote clock offset: -6.983 ms

# Below is generated by plot.py at 2017-08-22 01:12:49
# Datalink statistics
-- Total of 1 flow:
Average throughput: 94.05 Mbit/s
95th percentile per-packet one-way delay: 86.918 ms
Loss rate: 0.24%
-- Flow 1:
Average throughput: 94.05 Mbit/s
95th percentile per-packet one-way delay: 86.918 ms
Loss rate: 0.24%
```

Run 8: Report of TCP Cubic — Data Link

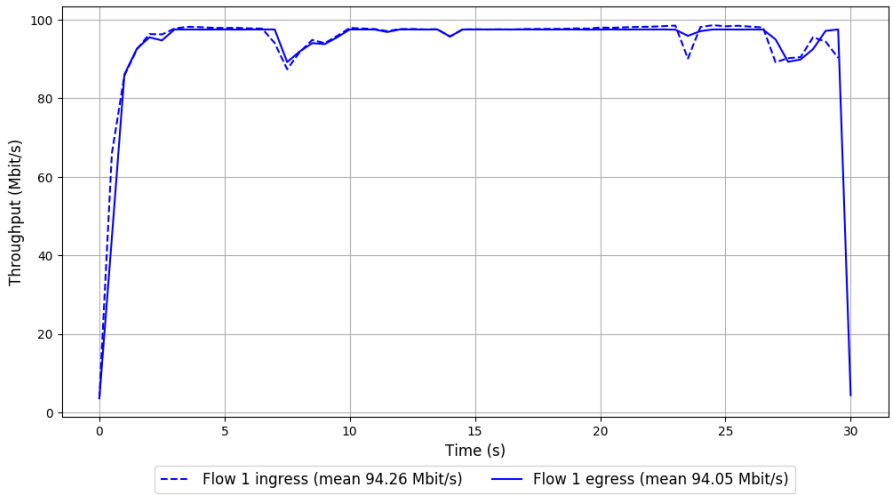

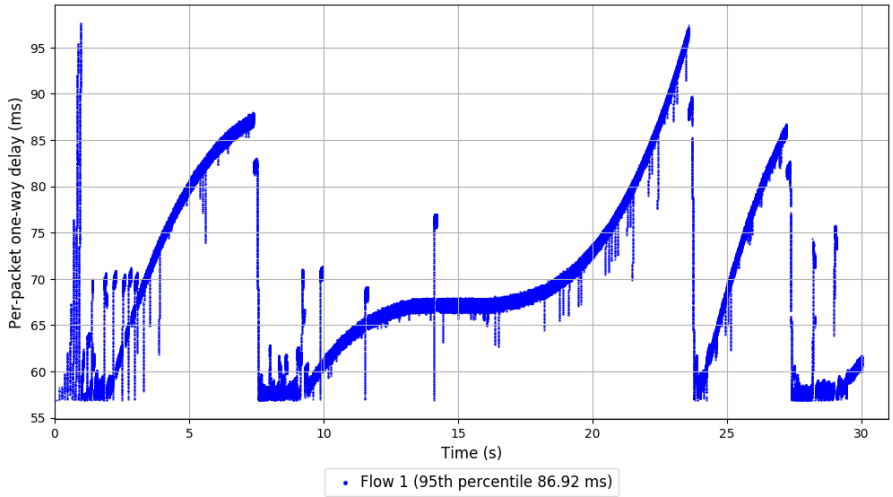

```
Run 9: Statistics of TCP Cubic

Start at: 2017-08-22 00:01:57
End at: 2017-08-22 00:02:27
Local clock offset: 0.657 ms
Remote clock offset: -6.73 ms

# Below is generated by plot.py at 2017-08-22 01:12:54
# Datalink statistics
-- Total of 1 flow:
Average throughput: 88.67 Mbit/s
95th percentile per-packet one-way delay: 94.187 ms
Loss rate: 0.55%
-- Flow 1:
Average throughput: 88.67 Mbit/s
95th percentile per-packet one-way delay: 94.187 ms
Loss rate: 0.55%
```

Run 9: Report of TCP Cubic — Data Link

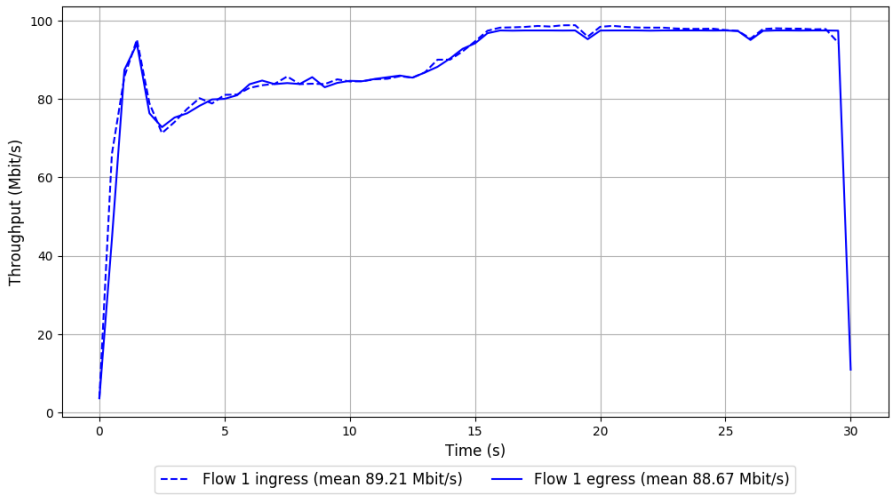

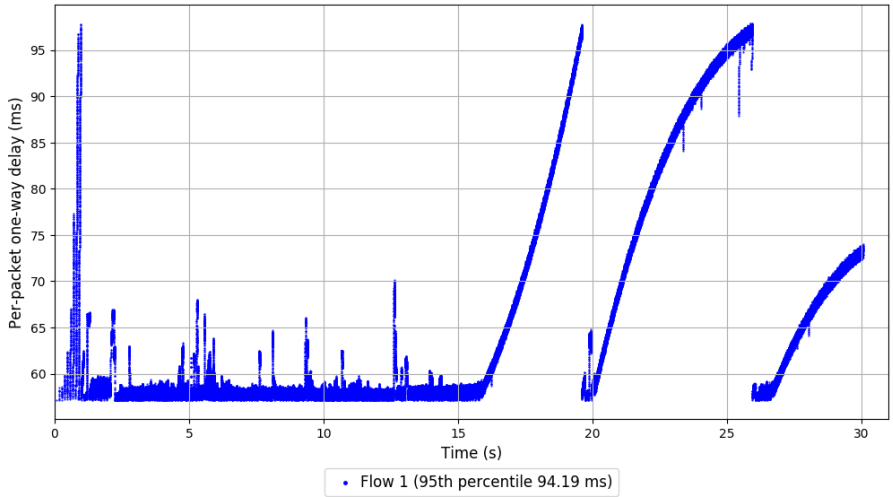

```
Run 10: Statistics of TCP Cubic

Start at: 2017-08-22 00:22:27
End at: 2017-08-22 00:22:57
Local clock offset: 0.691 ms
Remote clock offset: -4.28 ms

# Below is generated by plot.py at 2017-08-22 01:13:04
# Datalink statistics
-- Total of 1 flow:
Average throughput: 93.40 Mbit/s
95th percentile per-packet one-way delay: 92.060 ms
Loss rate: 0.27%
-- Flow 1:
Average throughput: 93.40 Mbit/s
95th percentile per-packet one-way delay: 92.060 ms
Loss rate: 0.27%
```

Run 10: Report of TCP Cubic — Data Link

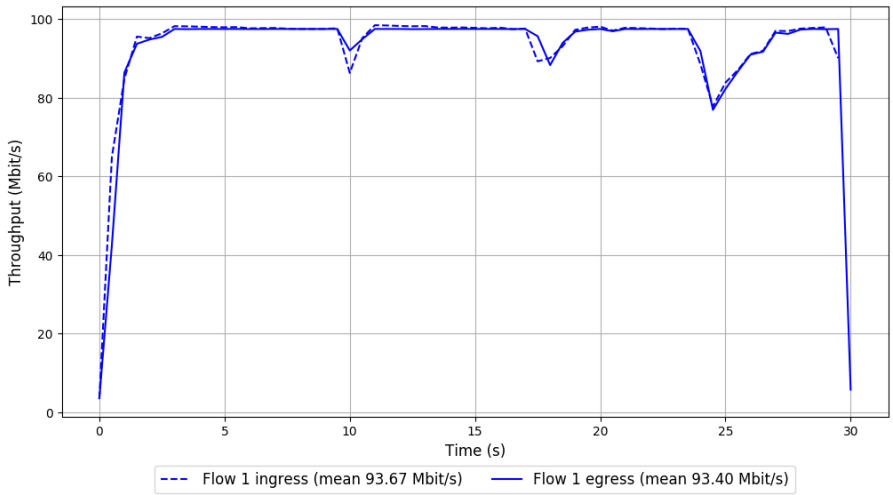

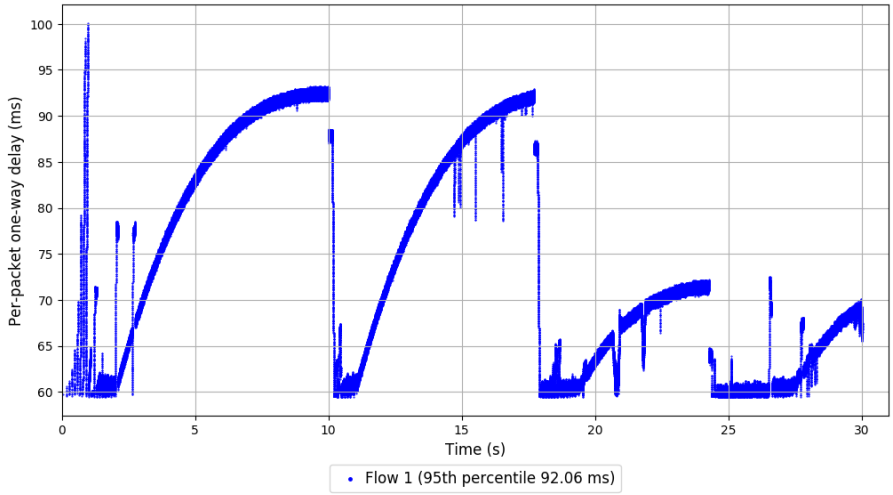

```
Run 1: Statistics of KohoCC

Start at: 2017-08-21 21:28:11
End at: 2017-08-21 21:28:41
Local clock offset: 0.134 ms
Remote clock offset: -3.201 ms

# Below is generated by plot.py at 2017-08-22 01:13:04
# Datalink statistics
-- Total of 1 flow:
Average throughput: 11.31 Mbit/s
95th percentile per-packet one-way delay: 59.822 ms
Loss rate: 0.00%
-- Flow 1:
Average throughput: 11.31 Mbit/s
95th percentile per-packet one-way delay: 59.822 ms
Loss rate: 0.00%
```

Run 1: Report of KohoCC — Data Link

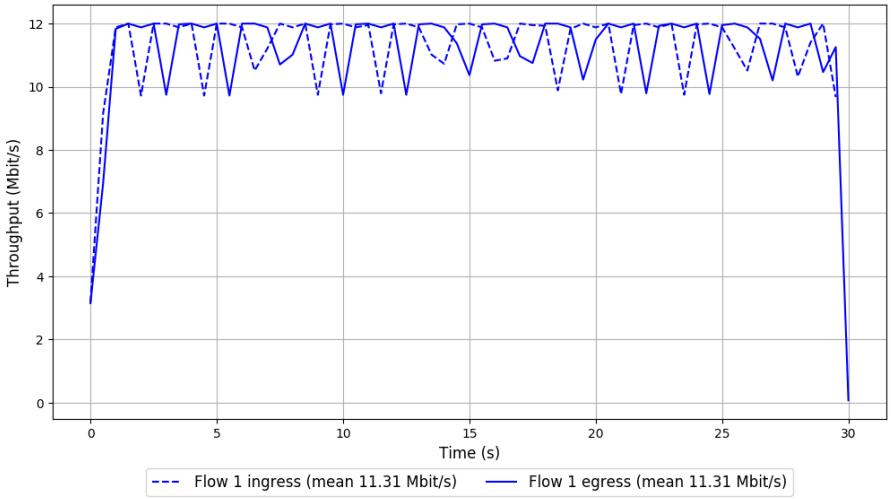

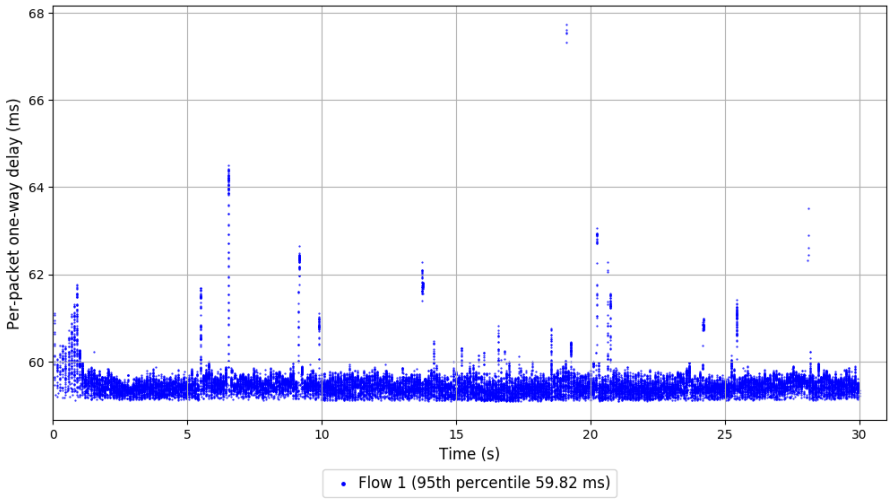

```
Run 2: Statistics of KohoCC

Start at: 2017-08-21 21:48:29
End at: 2017-08-21 21:48:59
Local clock offset: 0.316 ms
Remote clock offset: -2.779 ms

# Below is generated by plot.py at 2017-08-22 01:13:04
# Datalink statistics
-- Total of 1 flow:
Average throughput: 11.27 Mbit/s
95th percentile per-packet one-way delay: 60.638 ms
Loss rate: 0.00%
-- Flow 1:
Average throughput: 11.27 Mbit/s
95th percentile per-packet one-way delay: 60.638 ms
Loss rate: 0.00%
```

Run 2: Report of KohoCC — Data Link

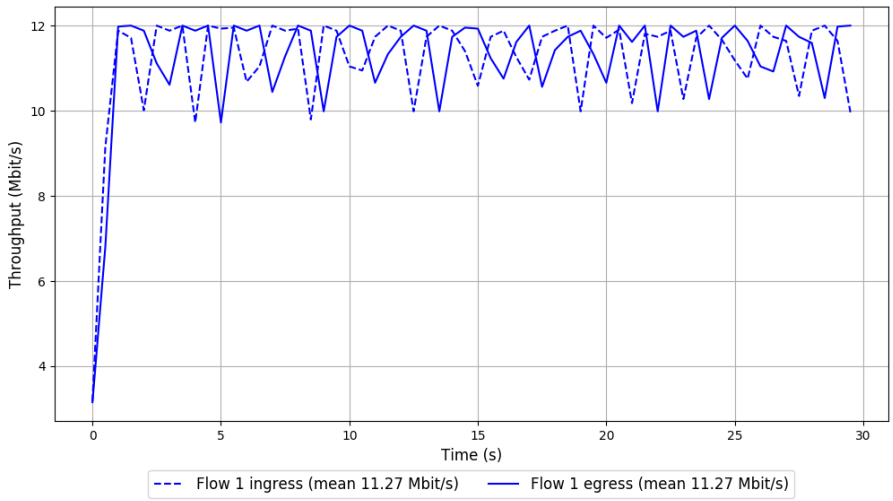

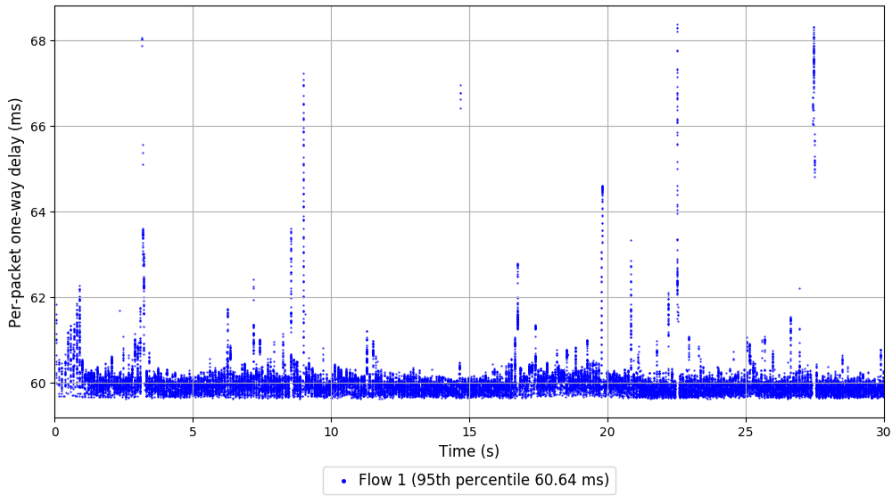

```
Run 3: Statistics of KohoCC

Start at: 2017-08-21 22:09:15
End at: 2017-08-21 22:09:45
Local clock offset: 0.352 ms
Remote clock offset: -5.854 ms

# Below is generated by plot.py at 2017-08-22 01:13:04
# Datalink statistics
-- Total of 1 flow:
Average throughput: 11.30 Mbit/s
95th percentile per-packet one-way delay: 57.622 ms
Loss rate: 0.00%
-- Flow 1:
Average throughput: 11.30 Mbit/s
95th percentile per-packet one-way delay: 57.622 ms
Loss rate: 0.00%
```

Run 3: Report of KohoCC — Data Link

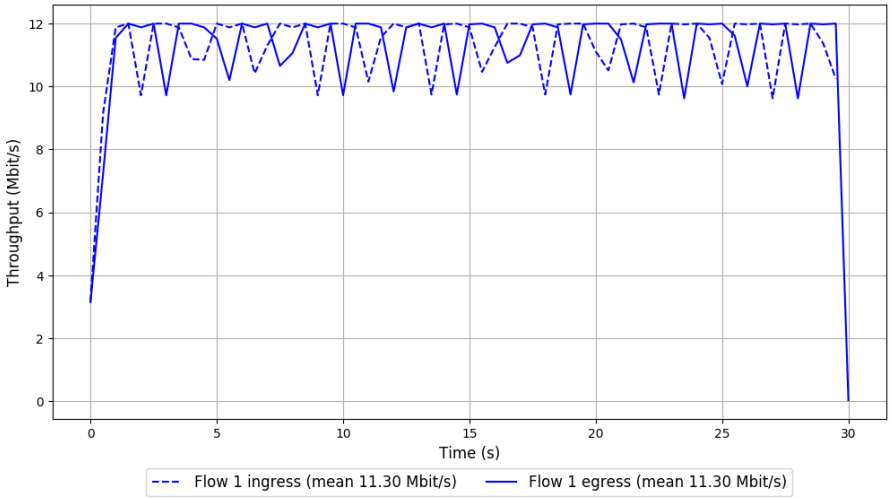

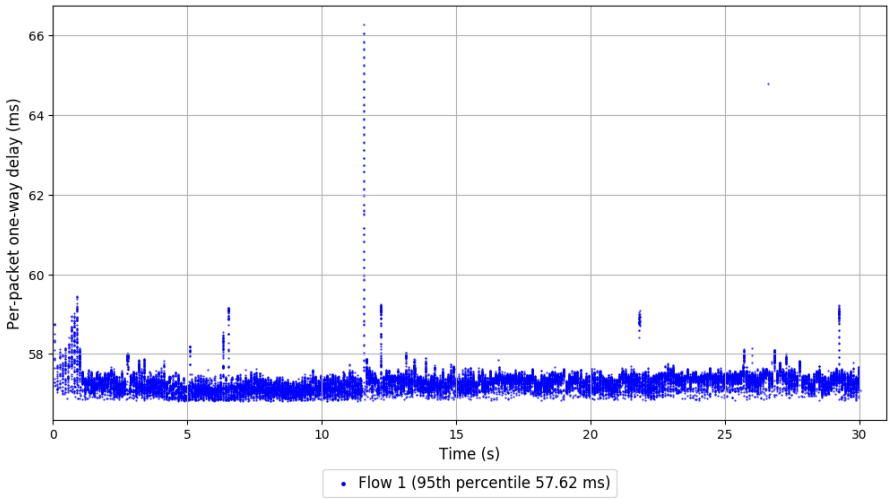

```
Run 4: Statistics of KohoCC

Start at: 2017-08-21 22:29:54
End at: 2017-08-21 22:30:24
Local clock offset: 0.254 ms
Remote clock offset: -3.775 ms

# Below is generated by plot.py at 2017-08-22 01:13:04
# Datalink statistics
-- Total of 1 flow:
Average throughput: 11.25 Mbit/s
95th percentile per-packet one-way delay: 60.714 ms
Loss rate: 0.17%
-- Flow 1:
Average throughput: 11.25 Mbit/s
95th percentile per-packet one-way delay: 60.714 ms
Loss rate: 0.17%
```

Run 4: Report of KohoCC — Data Link

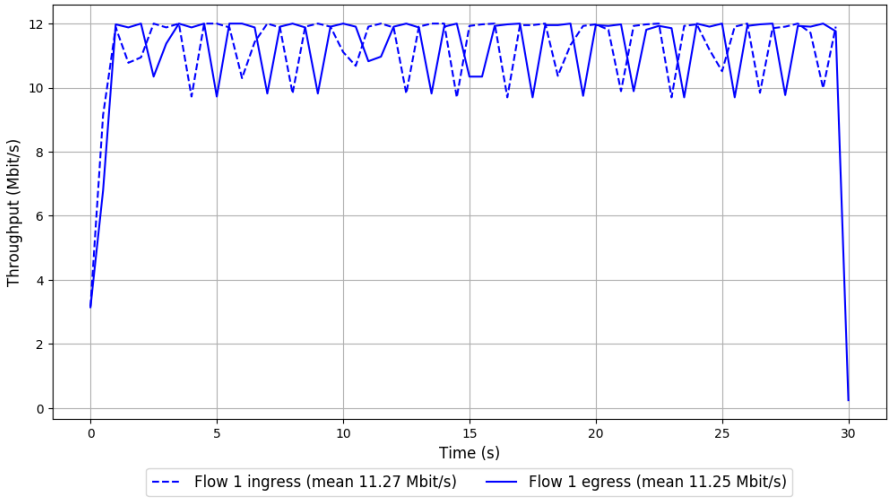

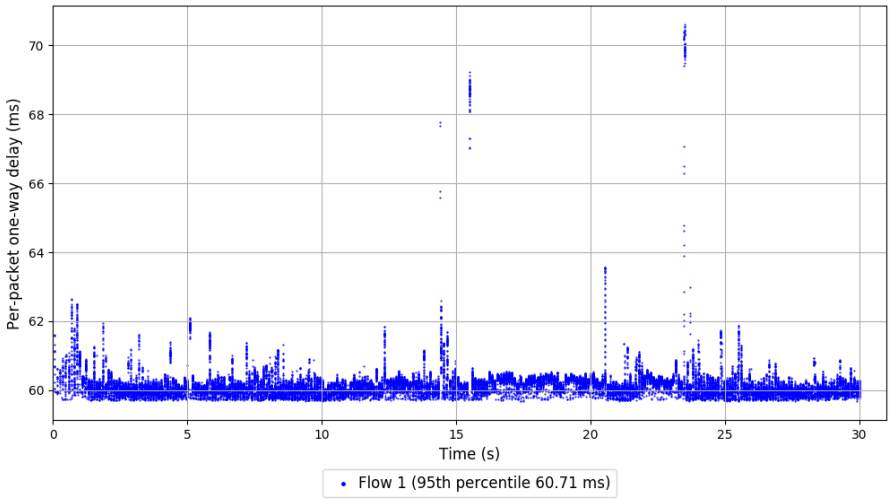

```
Run 5: Statistics of KohoCC

Start at: 2017-08-21 22:51:12
End at: 2017-08-21 22:51:42
Local clock offset: 0.299 ms
Remote clock offset: -4.58 ms

# Below is generated by plot.py at 2017-08-22 01:13:06
# Datalink statistics
-- Total of 1 flow:
Average throughput: 11.37 Mbit/s
95th percentile per-packet one-way delay: 59.929 ms
Loss rate: 0.01%
-- Flow 1:
Average throughput: 11.37 Mbit/s
95th percentile per-packet one-way delay: 59.929 ms
Loss rate: 0.01%
```

Run 5: Report of KohoCC — Data Link

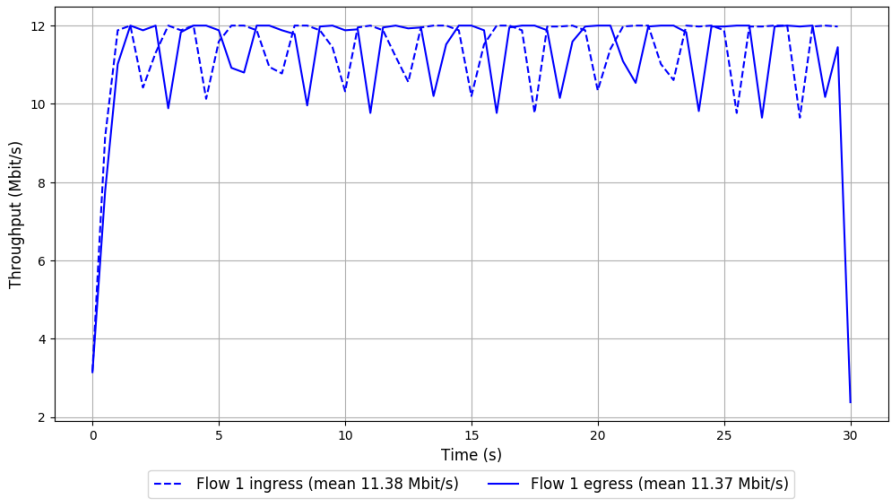

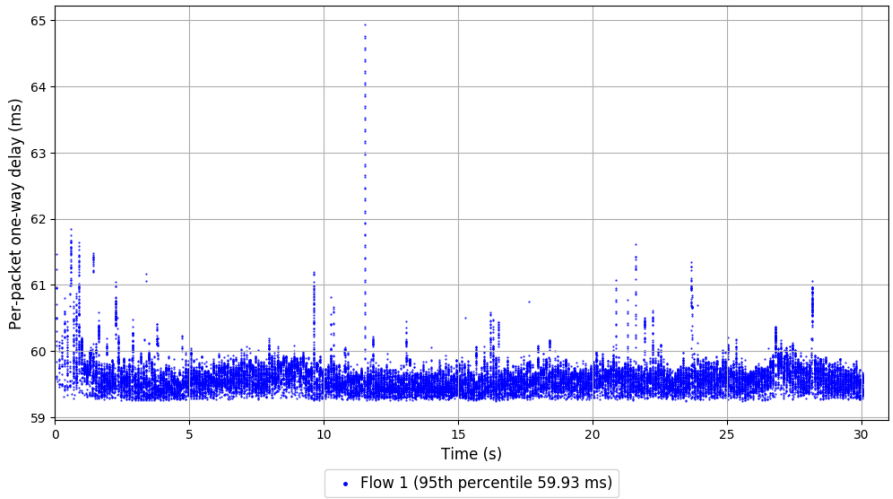

```
Run 6: Statistics of KohoCC

Start at: 2017-08-21 23:12:23
End at: 2017-08-21 23:12:53
Local clock offset: 0.416 ms
Remote clock offset: -5.037 ms

# Below is generated by plot.py at 2017-08-22 01:13:07
# Datalink statistics
-- Total of 1 flow:
Average throughput: 11.42 Mbit/s
95th percentile per-packet one-way delay: 59.563 ms
Loss rate: 0.00%
-- Flow 1:
Average throughput: 11.42 Mbit/s
95th percentile per-packet one-way delay: 59.563 ms
Loss rate: 0.00%
```

Run 6: Report of KohoCC — Data Link

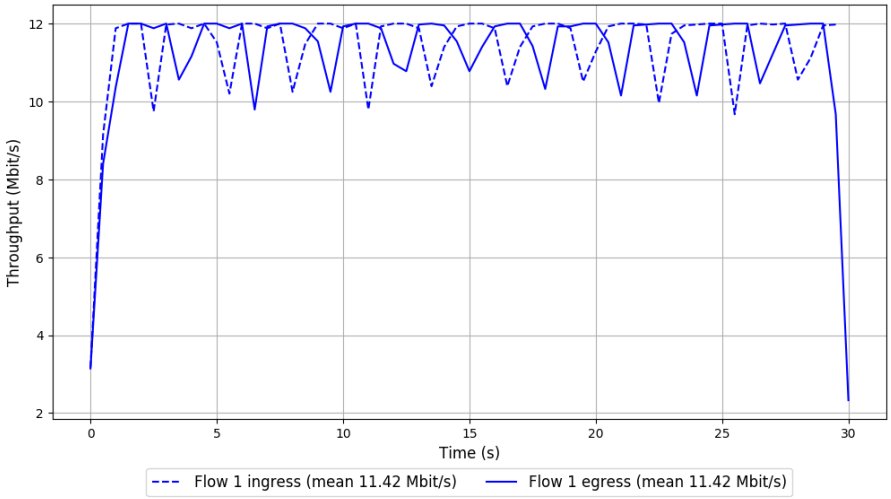

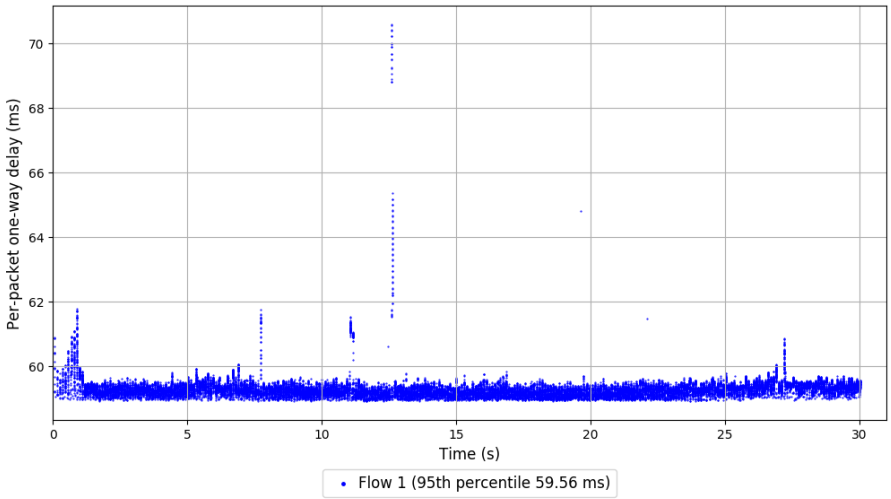

```
Run 7: Statistics of KohoCC

Start at: 2017-08-21 23:32:50
End at: 2017-08-21 23:33:20
Local clock offset: 0.395 ms
Remote clock offset: -7.085 ms

# Below is generated by plot.py at 2017-08-22 01:13:09
# Datalink statistics
-- Total of 1 flow:
Average throughput: 11.30 Mbit/s
95th percentile per-packet one-way delay: 57.865 ms
Loss rate: 0.00%
-- Flow 1:
Average throughput: 11.30 Mbit/s
95th percentile per-packet one-way delay: 57.865 ms
Loss rate: 0.00%
```

Run 7: Report of KohoCC — Data Link

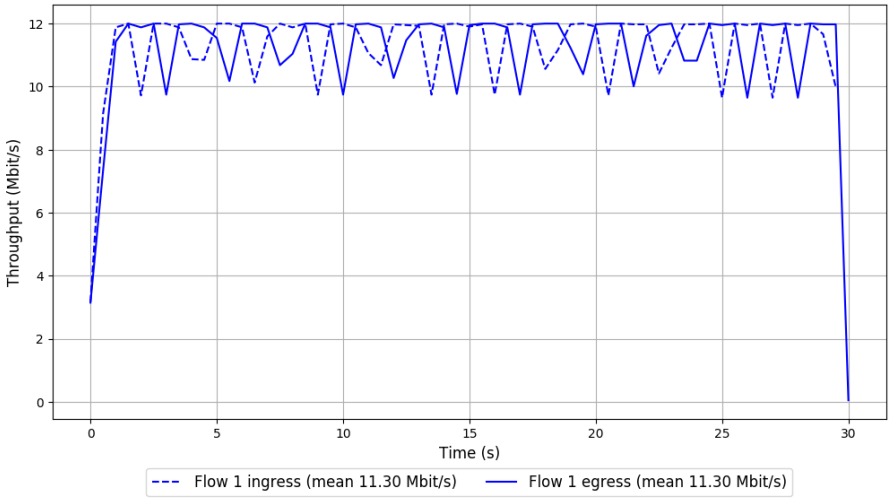

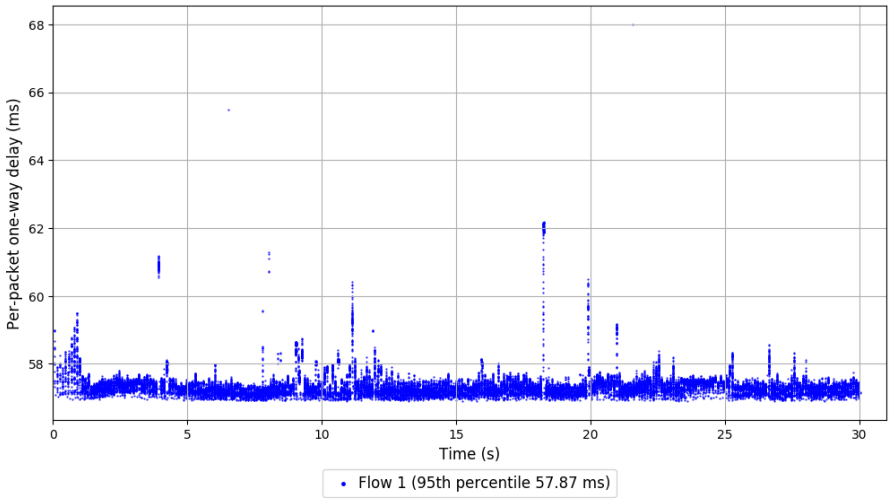

```
Run 8: Statistics of KohoCC

Start at: 2017-08-21 23:53:35
End at: 2017-08-21 23:54:05
Local clock offset: 0.475 ms
Remote clock offset: -4.313 ms

# Below is generated by plot.py at 2017-08-22 01:13:09
# Datalink statistics
-- Total of 1 flow:
Average throughput: 11.28 Mbit/s
95th percentile per-packet one-way delay: 60.619 ms
Loss rate: 0.11%
-- Flow 1:
Average throughput: 11.28 Mbit/s
95th percentile per-packet one-way delay: 60.619 ms
Loss rate: 0.11%
```

Run 8: Report of KohoCC — Data Link

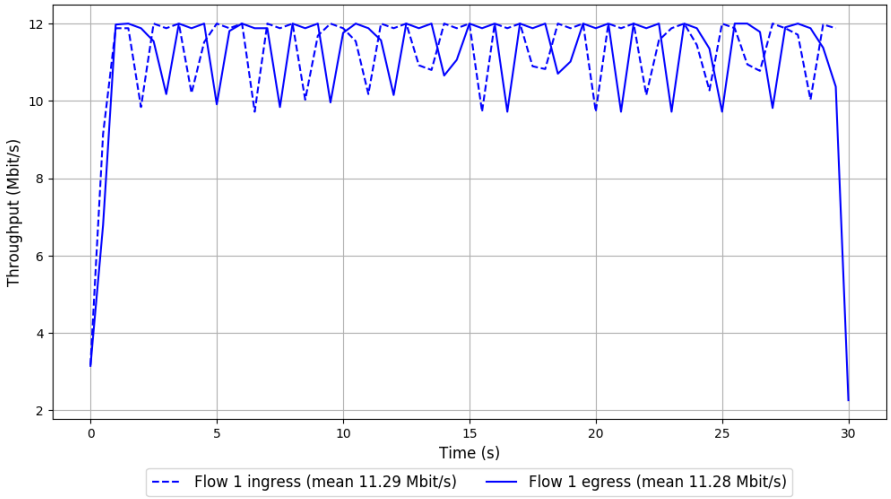

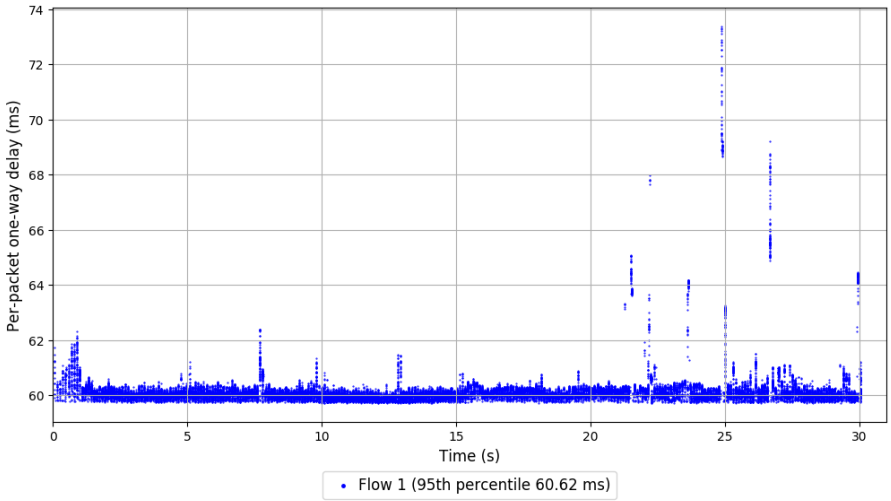

```
Run 9: Statistics of KohoCC

Start at: 2017-08-22 00:14:02
End at: 2017-08-22 00:14:32
Local clock offset: 0.712 ms
Remote clock offset: -6.842 ms

# Below is generated by plot.py at 2017-08-22 01:13:11
# Datalink statistics
-- Total of 1 flow:
Average throughput: 11.27 Mbit/s
95th percentile per-packet one-way delay: 58.097 ms
Loss rate: 0.00%
-- Flow 1:
Average throughput: 11.27 Mbit/s
95th percentile per-packet one-way delay: 58.097 ms
Loss rate: 0.00%
```

Run 9: Report of KohoCC — Data Link

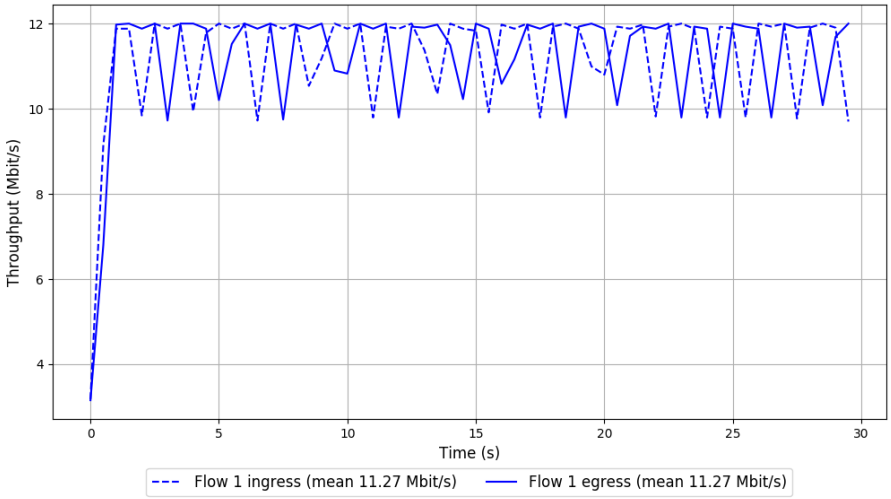

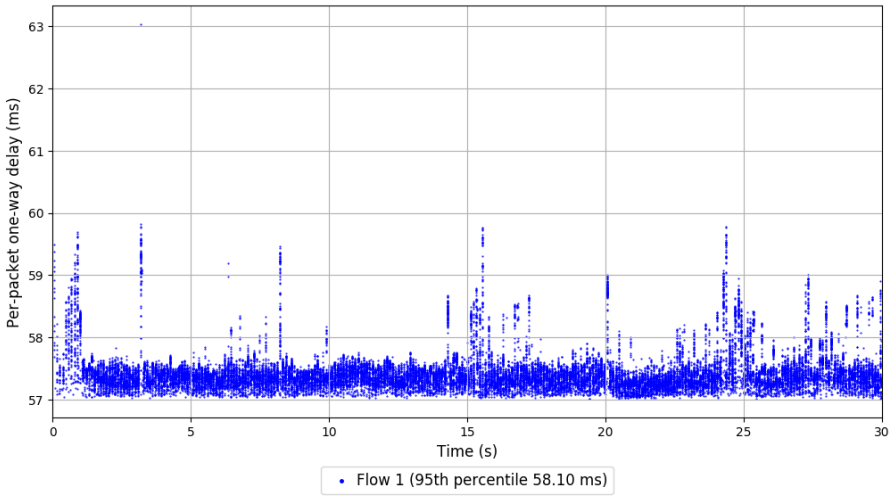

```
Run 10: Statistics of KohoCC

Start at: 2017-08-22 00:34:45
End at: 2017-08-22 00:35:15
Local clock offset: 0.818 ms
Remote clock offset: -4.828 ms

# Below is generated by plot.py at 2017-08-22 01:13:12
# Datalink statistics
-- Total of 1 flow:
Average throughput: 11.34 Mbit/s
95th percentile per-packet one-way delay: 60.058 ms
Loss rate: 0.08%
-- Flow 1:
Average throughput: 11.34 Mbit/s
95th percentile per-packet one-way delay: 60.058 ms
Loss rate: 0.08%
```

Run 10: Report of KohoCC — Data Link

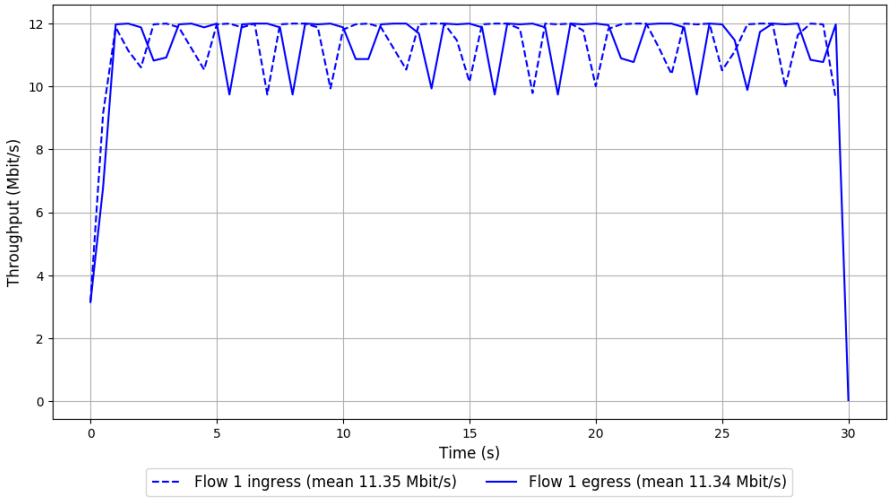

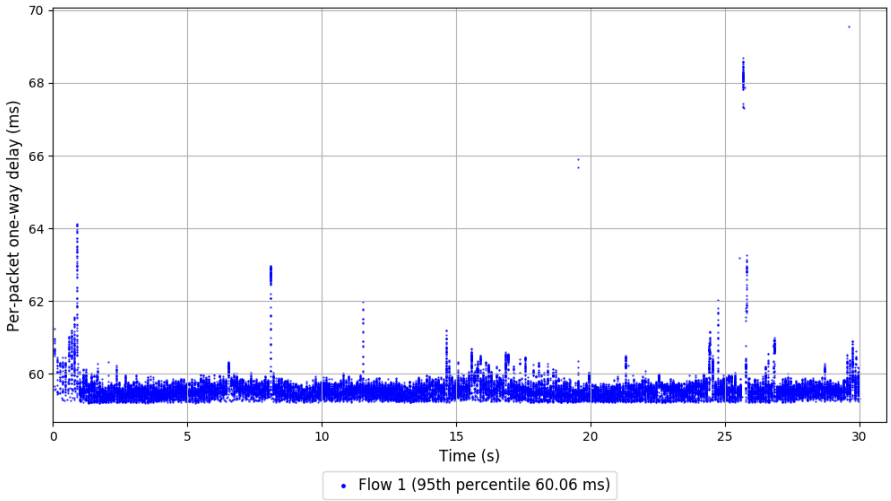

```
Run 1: Statistics of LEDBAT

Start at: 2017-08-21 21:29:30
End at: 2017-08-21 21:30:00
Local clock offset: 0.054 ms
Remote clock offset: -5.484 ms

# Below is generated by plot.py at 2017-08-22 01:13:15
# Datalink statistics
-- Total of 1 flow:
Average throughput: 23.10 Mbit/s
95th percentile per-packet one-way delay: 58.423 ms
Loss rate: 0.03%
-- Flow 1:
Average throughput: 23.10 Mbit/s
95th percentile per-packet one-way delay: 58.423 ms
Loss rate: 0.03%
```

Run 1: Report of LEDBAT — Data Link

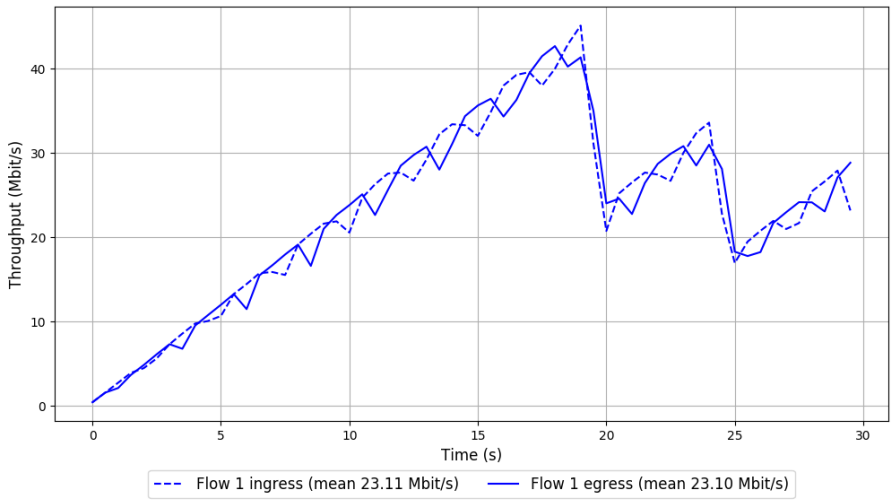

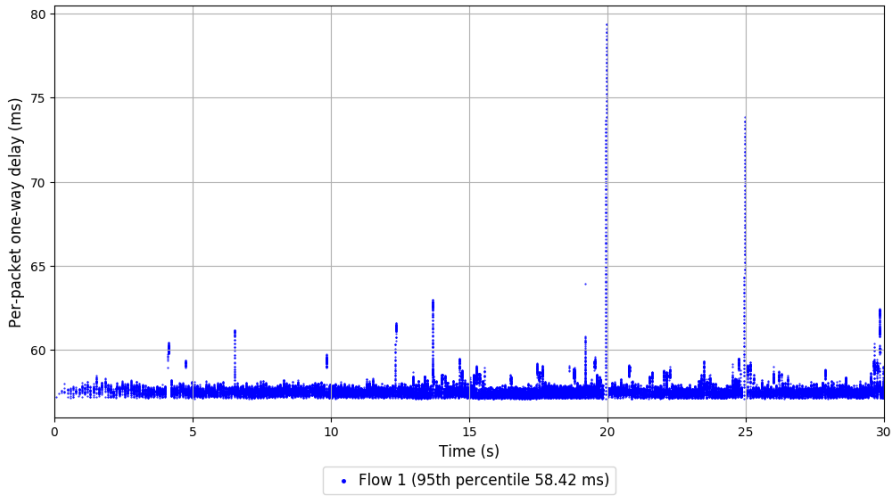

```
Run 2: Statistics of LEDBAT

Start at: 2017-08-21 21:49:49
End at: 2017-08-21 21:50:19
Local clock offset: 0.299 ms
Remote clock offset: -5.255 ms

# Below is generated by plot.py at 2017-08-22 01:13:15
# Datalink statistics
-- Total of 1 flow:
Average throughput: 18.26 Mbit/s
95th percentile per-packet one-way delay: 59.171 ms
Loss rate: 0.15%
-- Flow 1:
Average throughput: 18.26 Mbit/s
95th percentile per-packet one-way delay: 59.171 ms
Loss rate: 0.15%
```

Run 2: Report of LEDBAT — Data Link

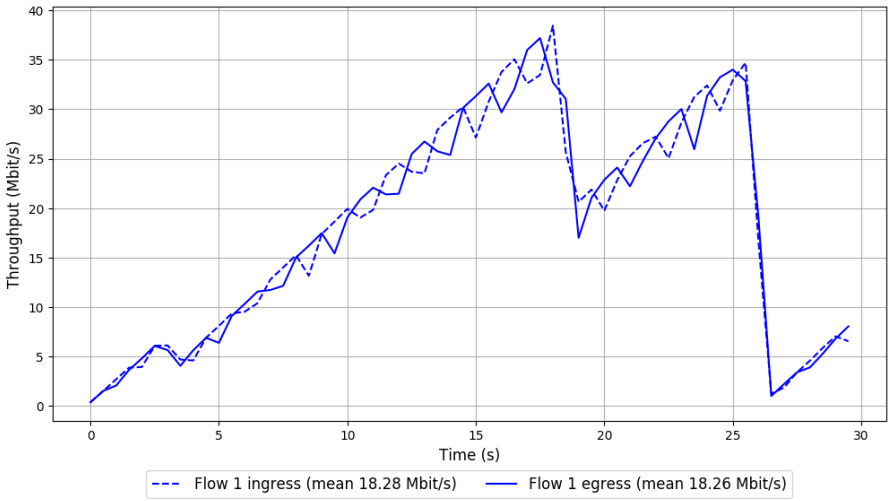

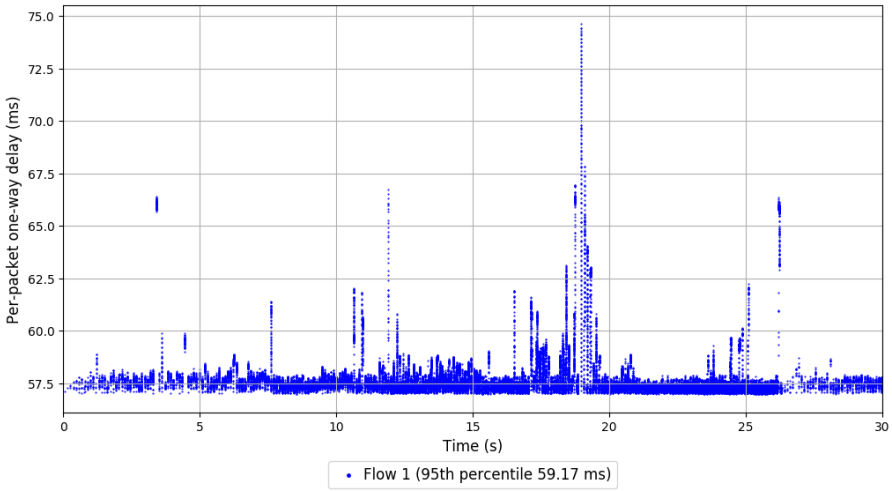

```
Run 3: Statistics of LEDBAT

Start at: 2017-08-21 22:10:35
End at: 2017-08-21 22:11:05
Local clock offset: 0.26 ms
Remote clock offset: -5.82 ms

# Below is generated by plot.py at 2017-08-22 01:13:17
# Datalink statistics
-- Total of 1 flow:
Average throughput: 17.58 Mbit/s
95th percentile per-packet one-way delay: 57.963 ms
Loss rate: 0.04%
-- Flow 1:
Average throughput: 17.58 Mbit/s
95th percentile per-packet one-way delay: 57.963 ms
Loss rate: 0.04%
```

Run 3: Report of LEDBAT — Data Link

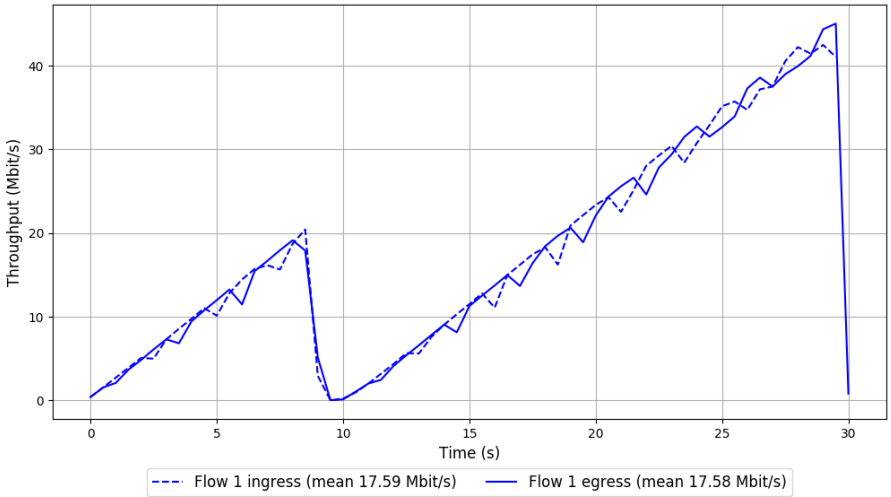

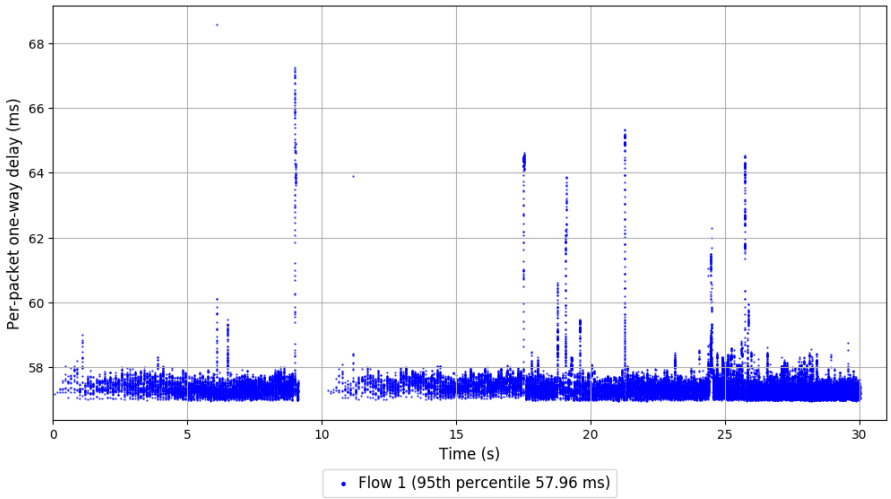

```
Run 4: Statistics of LEDBAT

Start at: 2017-08-21 22:31:13
End at: 2017-08-21 22:31:43
Local clock offset: 0.276 ms
Remote clock offset: -4.282 ms

# Below is generated by plot.py at 2017-08-22 01:13:20
# Datalink statistics
-- Total of 1 flow:
Average throughput: 33.33 Mbit/s
95th percentile per-packet one-way delay: 60.308 ms
Loss rate: 0.01%
-- Flow 1:
Average throughput: 33.33 Mbit/s
95th percentile per-packet one-way delay: 60.308 ms
Loss rate: 0.01%
```

Run 4: Report of LEDBAT — Data Link

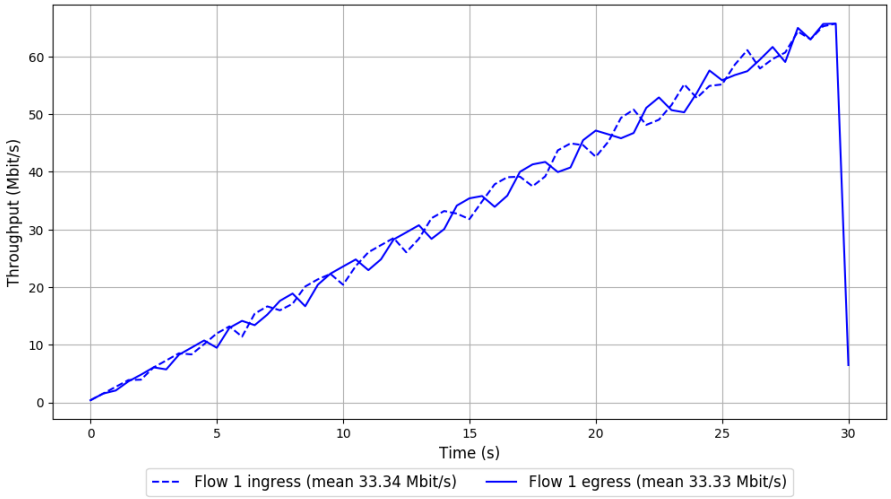

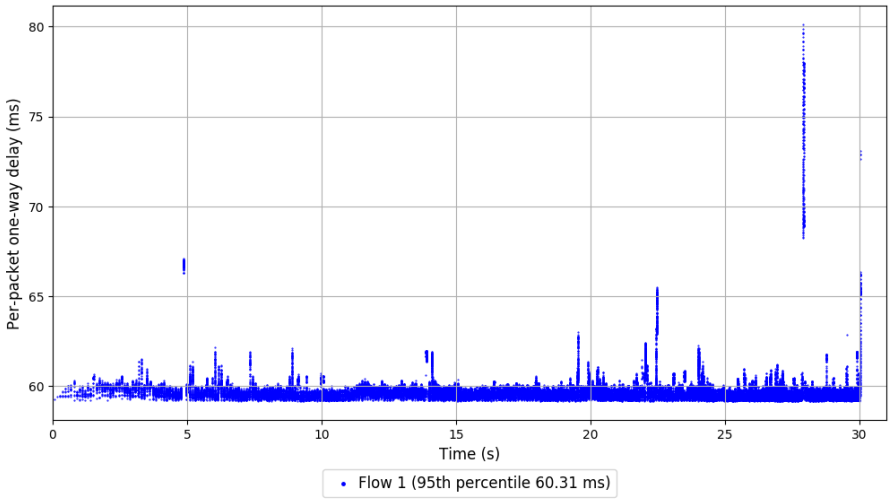

```
Run 5: Statistics of LEDBAT

Start at: 2017-08-21 22:52:31
End at: 2017-08-21 22:53:02
Local clock offset: 0.424 ms
Remote clock offset: -6.702 ms

# Below is generated by plot.py at 2017-08-22 01:13:24
# Datalink statistics
-- Total of 1 flow:
Average throughput: 33.30 Mbit/s
95th percentile per-packet one-way delay: 57.882 ms
Loss rate: 0.00%
-- Flow 1:
Average throughput: 33.30 Mbit/s
95th percentile per-packet one-way delay: 57.882 ms
Loss rate: 0.00%
```

Run 5: Report of LEDBAT — Data Link

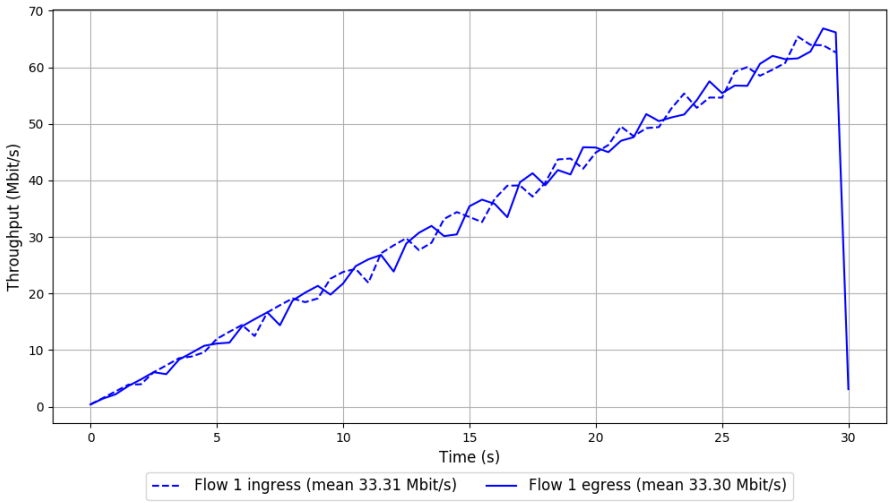

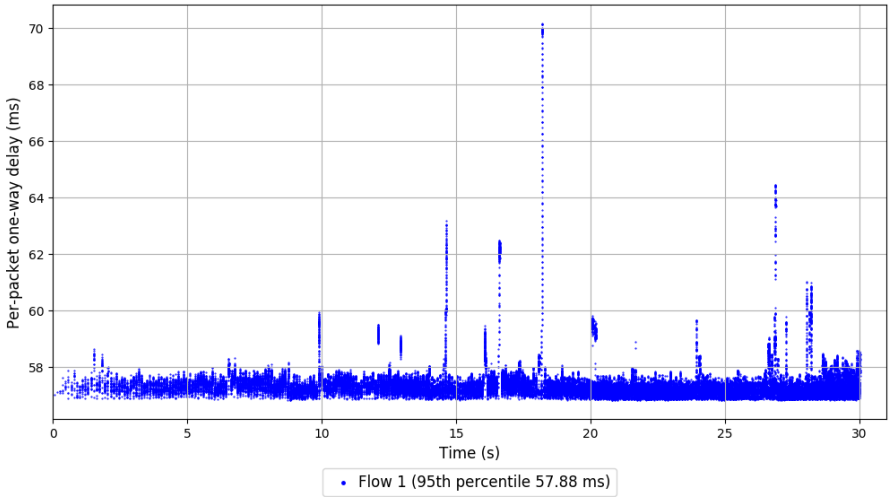

```
Run 6: Statistics of LEDBAT

Start at: 2017-08-21 23:13:41
End at: 2017-08-21 23:14:11
Local clock offset: 0.311 ms
Remote clock offset: -7.091 ms

# Below is generated by plot.py at 2017-08-22 01:13:25
# Datalink statistics
-- Total of 1 flow:
Average throughput: 33.00 Mbit/s
95th percentile per-packet one-way delay: 58.428 ms
Loss rate: 0.00%
-- Flow 1:
Average throughput: 33.00 Mbit/s
95th percentile per-packet one-way delay: 58.428 ms
Loss rate: 0.00%
```

Run 6: Report of LEDBAT — Data Link

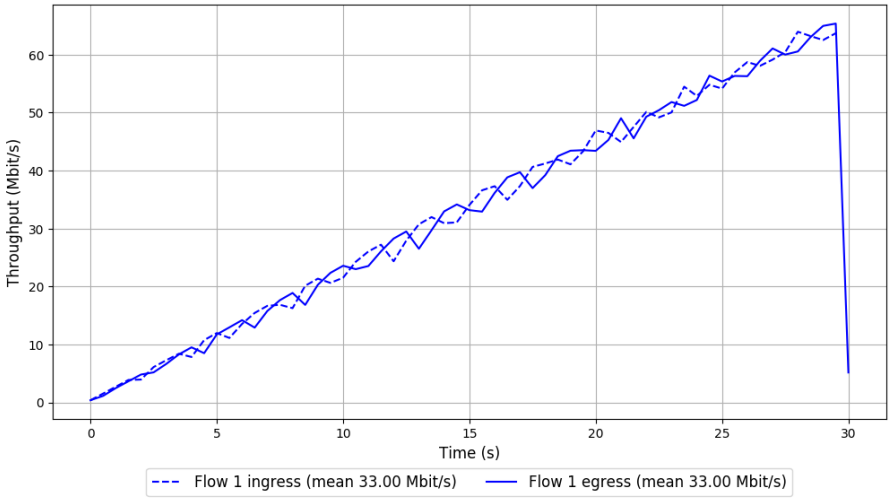

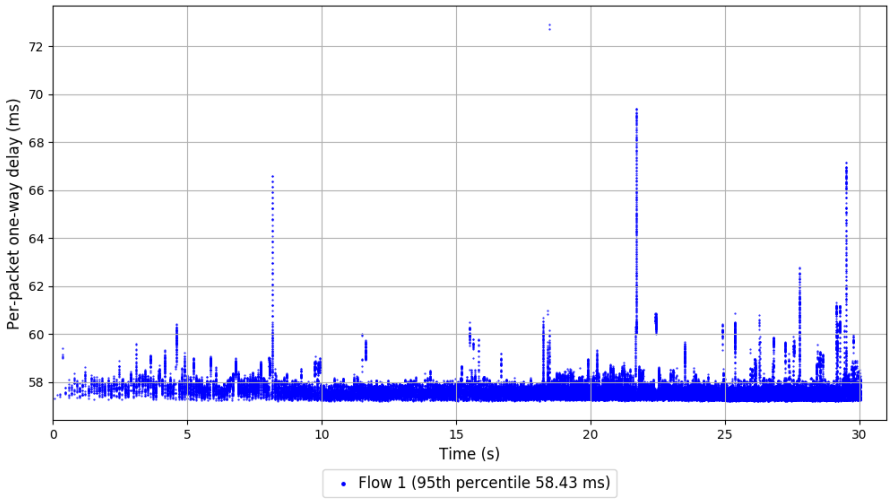

```
Run 7: Statistics of LEDBAT

Start at: 2017-08-21 23:34:09
End at: 2017-08-21 23:34:39
Local clock offset: 0.476 ms
Remote clock offset: -4.407 ms

# Below is generated by plot.py at 2017-08-22 01:13:28
# Datalink statistics
-- Total of 1 flow:
Average throughput: 27.48 Mbit/s
95th percentile per-packet one-way delay: 61.267 ms
Loss rate: 0.02%
-- Flow 1:
Average throughput: 27.48 Mbit/s
95th percentile per-packet one-way delay: 61.267 ms
Loss rate: 0.02%
```

Run 7: Report of LEDBAT — Data Link

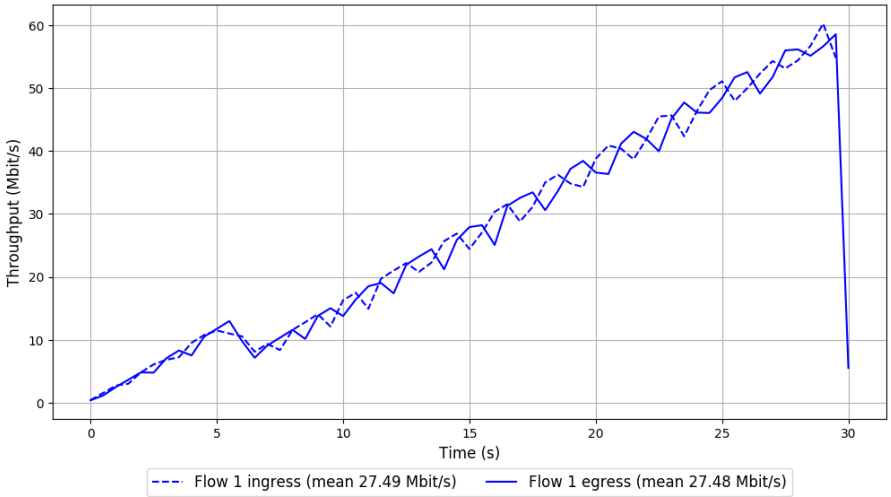

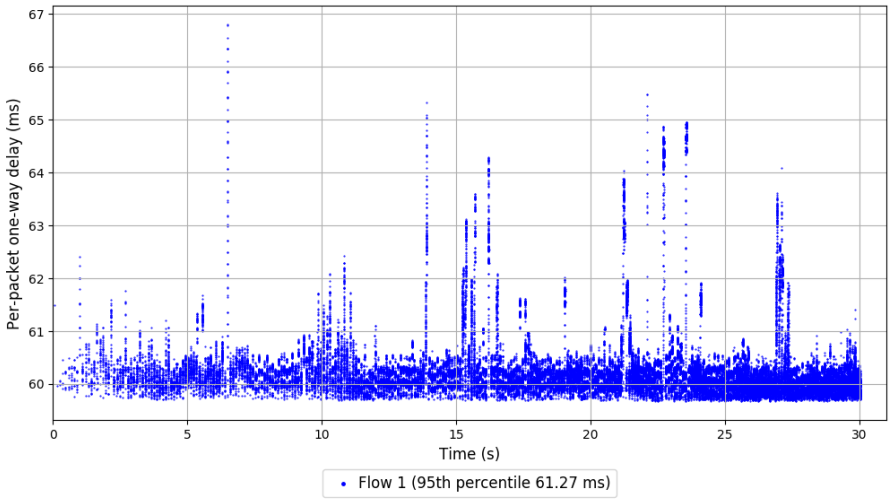

```
Run 8: Statistics of LEDBAT

Start at: 2017-08-21 23:54:54
End at: 2017-08-21 23:55:24
Local clock offset: 0.518 ms
Remote clock offset: -6.896 ms

# Below is generated by plot.py at 2017-08-22 01:13:28
# Datalink statistics
-- Total of 1 flow:
Average throughput: 14.64 Mbit/s
95th percentile per-packet one-way delay: 58.480 ms
Loss rate: 0.09%
-- Flow 1:
Average throughput: 14.64 Mbit/s
95th percentile per-packet one-way delay: 58.480 ms
Loss rate: 0.09%
```

Run 8: Report of LEDBAT — Data Link

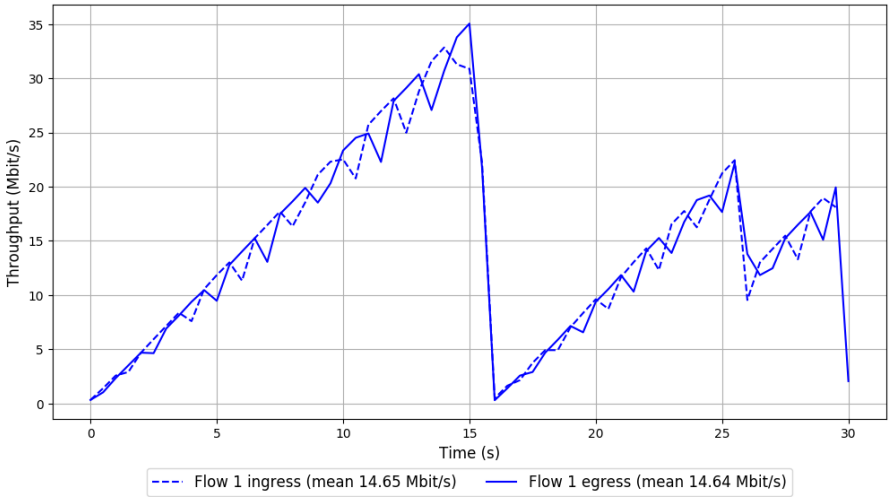

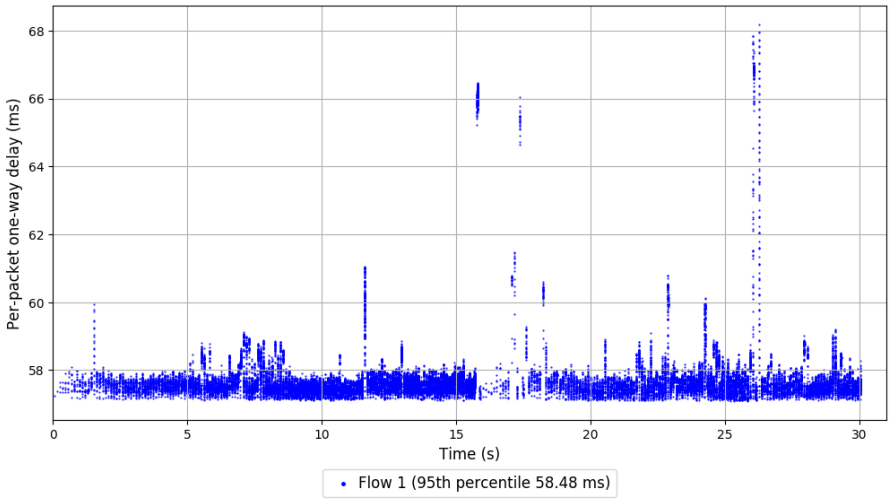

```
Run 9: Statistics of LEDBAT

Start at: 2017-08-22 00:15:21
End at: 2017-08-22 00:15:51
Local clock offset: 0.69 ms
Remote clock offset: -6.68 ms

# Below is generated by plot.py at 2017-08-22 01:13:32
# Datalink statistics
-- Total of 1 flow:
Average throughput: 17.74 Mbit/s
95th percentile per-packet one-way delay: 59.178 ms
Loss rate: 0.06%
-- Flow 1:
Average throughput: 17.74 Mbit/s
95th percentile per-packet one-way delay: 59.178 ms
Loss rate: 0.06%
```

Run 9: Report of LEDBAT — Data Link

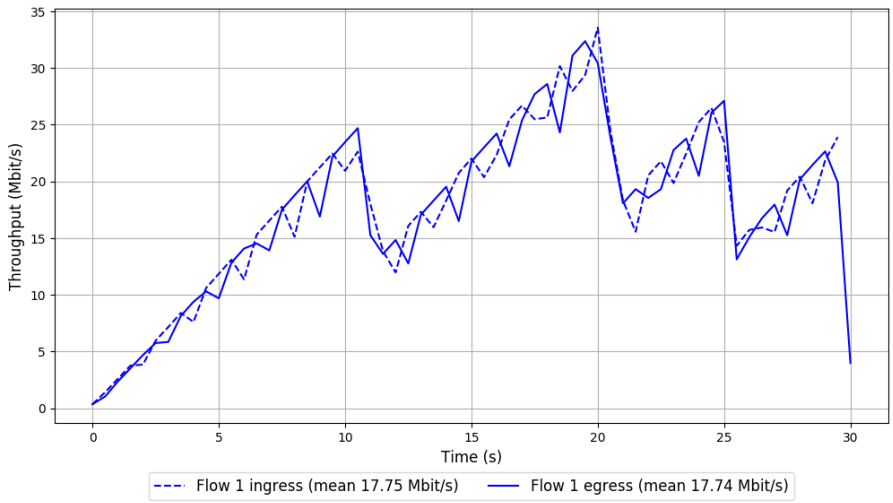

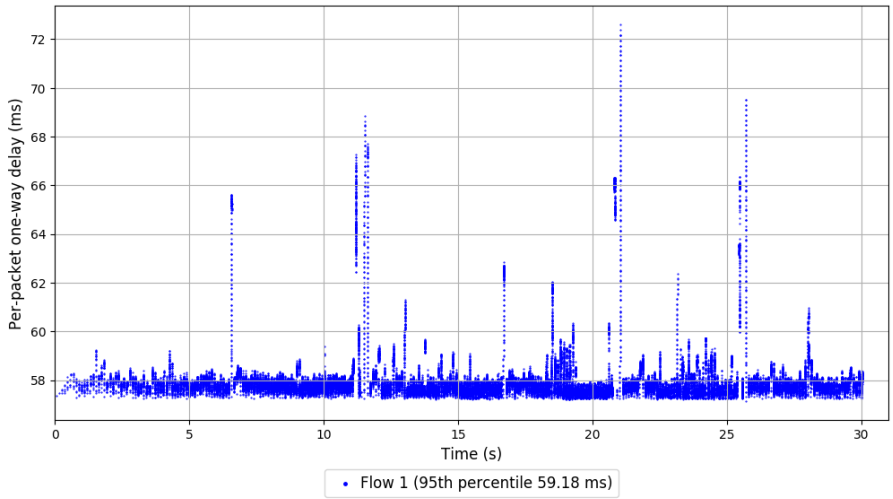

```
Run 10: Statistics of LEDBAT

Start at: 2017-08-22 00:36:03
End at: 2017-08-22 00:36:33
Local clock offset: 0.908 ms
Remote clock offset: -4.842 ms

# Below is generated by plot.py at 2017-08-22 01:13:32
# Datalink statistics
-- Total of 1 flow:
Average throughput: 26.45 Mbit/s
95th percentile per-packet one-way delay: 59.760 ms
Loss rate: 0.00%
-- Flow 1:
Average throughput: 26.45 Mbit/s
95th percentile per-packet one-way delay: 59.760 ms
Loss rate: 0.00%
```

Run 10: Report of LEDBAT — Data Link

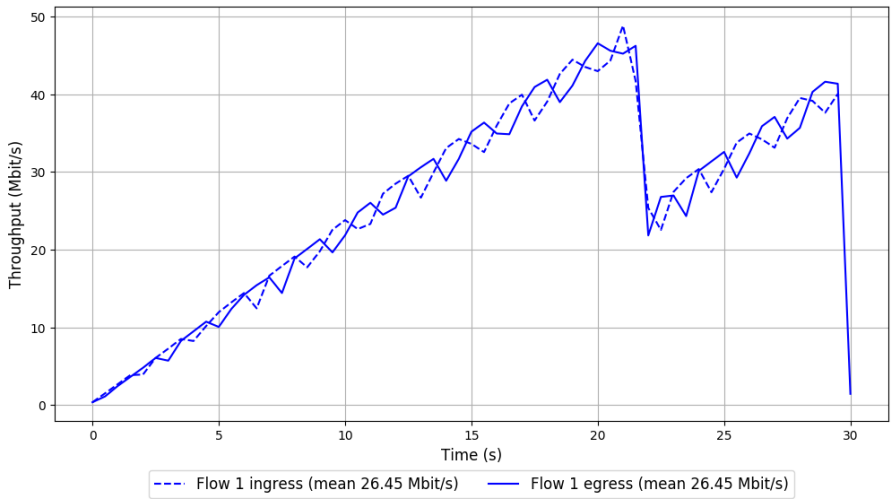

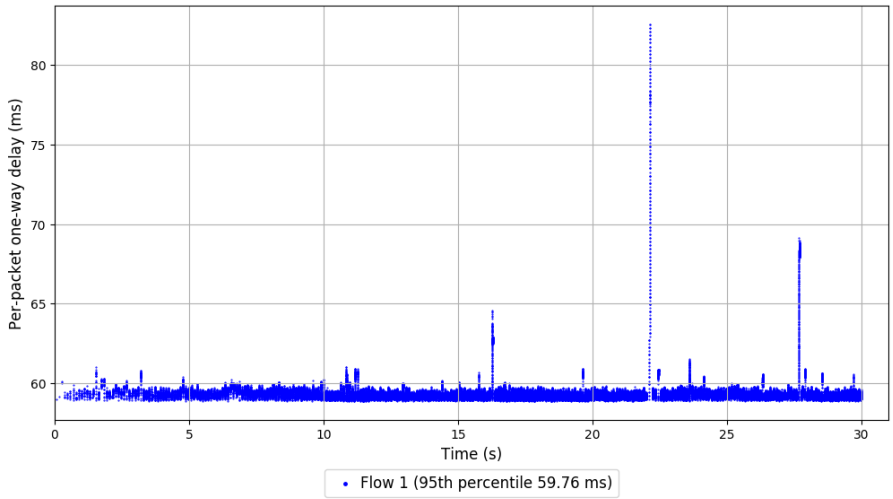

```
Run 1: Statistics of PCC

Start at: 2017-08-21 21:26:49
End at: 2017-08-21 21:27:19
Local clock offset: 0.129 ms
Remote clock offset: -5.437 ms

# Below is generated by plot.py at 2017-08-22 01:13:43
# Datalink statistics
-- Total of 1 flow:
Average throughput: 88.30 Mbit/s
95th percentile per-packet one-way delay: 71.997 ms
Loss rate: 1.05%
-- Flow 1:
Average throughput: 88.30 Mbit/s
95th percentile per-packet one-way delay: 71.997 ms
Loss rate: 1.05%
```

Run 1: Report of PCC — Data Link

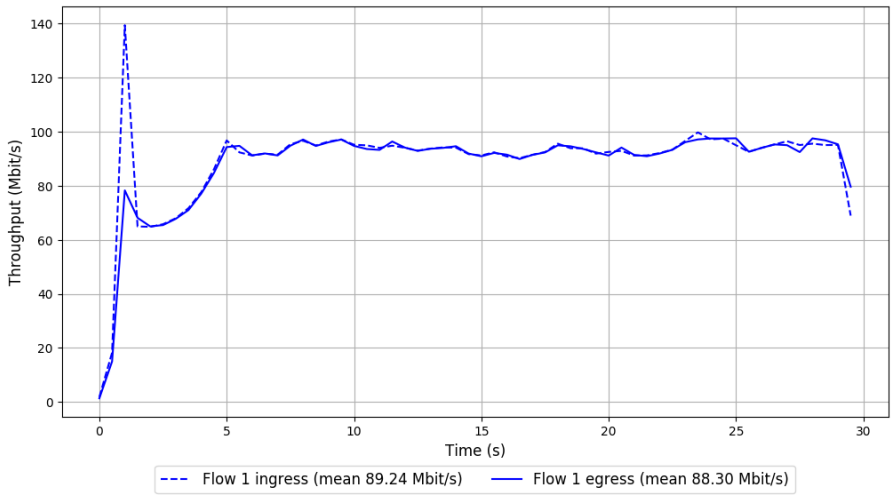

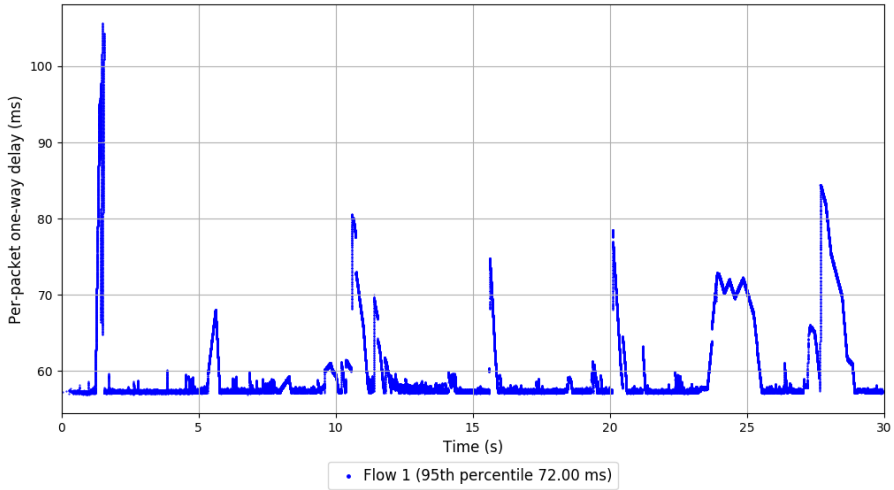

```
Run 2: Statistics of PCC

Start at: 2017-08-21 21:47:07
End at: 2017-08-21 21:47:37
Local clock offset: 0.194 ms
Remote clock offset: -3.265 ms

# Below is generated by plot.py at 2017-08-22 01:13:44
# Datalink statistics
-- Total of 1 flow:
Average throughput: 83.77 Mbit/s
95th percentile per-packet one-way delay: 65.097 ms
Loss rate: 0.92%
-- Flow 1:
Average throughput: 83.77 Mbit/s
95th percentile per-packet one-way delay: 65.097 ms
Loss rate: 0.92%
```

Run 2: Report of PCC — Data Link

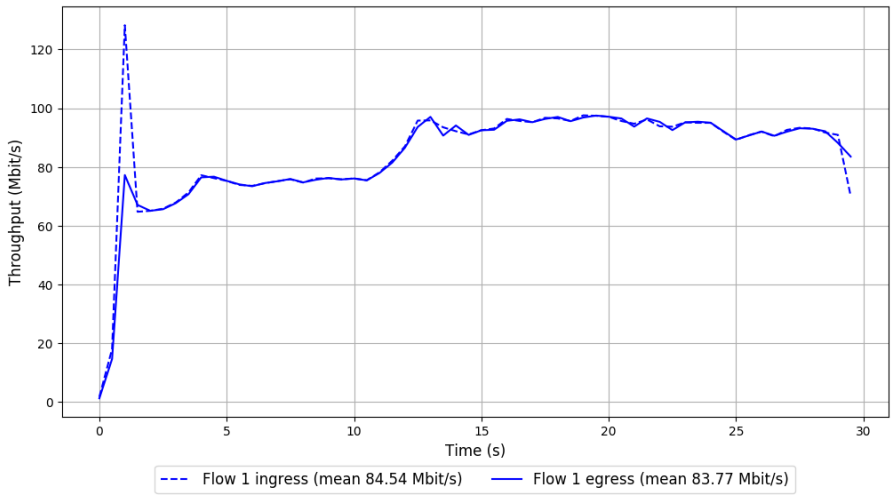

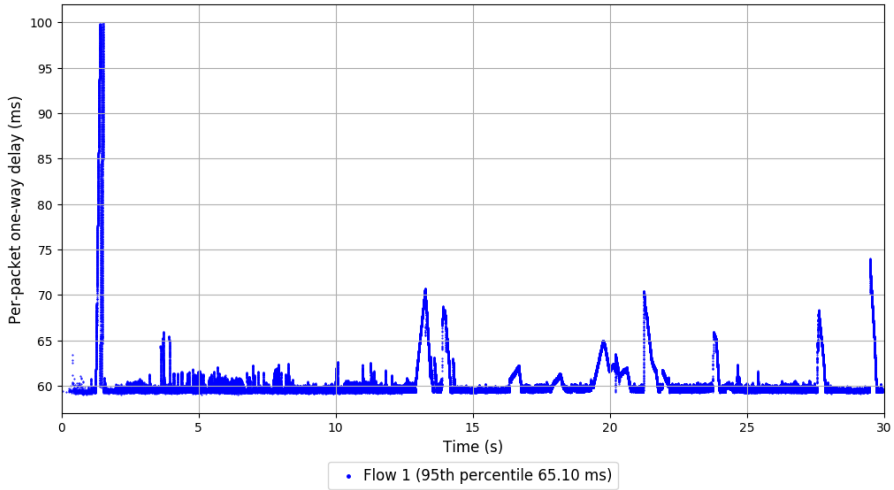

```
Run 3: Statistics of PCC

Start at: 2017-08-21 22:07:48
End at: 2017-08-21 22:08:18
Local clock offset: 0.37 ms
Remote clock offset: -5.824 ms

# Below is generated by plot.py at 2017-08-22 01:13:55
# Datalink statistics
-- Total of 1 flow:
Average throughput: 86.16 Mbit/s
95th percentile per-packet one-way delay: 84.898 ms
Loss rate: 0.91%
-- Flow 1:
Average throughput: 86.16 Mbit/s
95th percentile per-packet one-way delay: 84.898 ms
Loss rate: 0.91%
```

Run 3: Report of PCC — Data Link

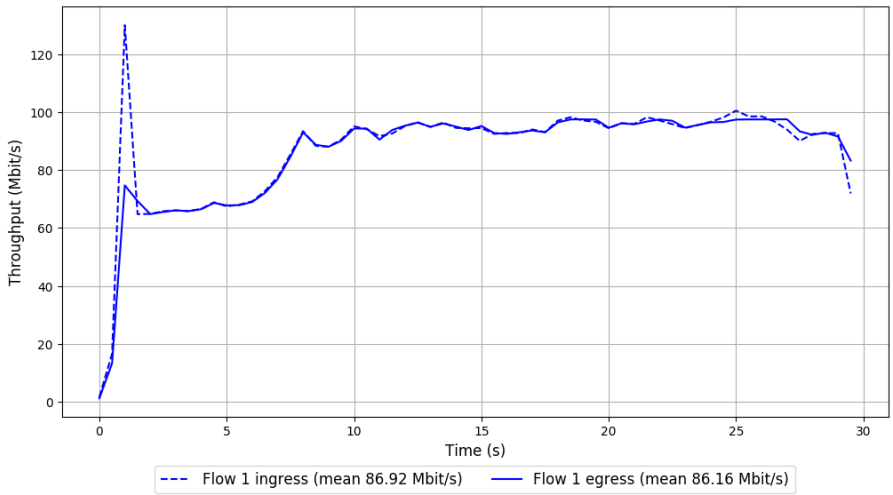

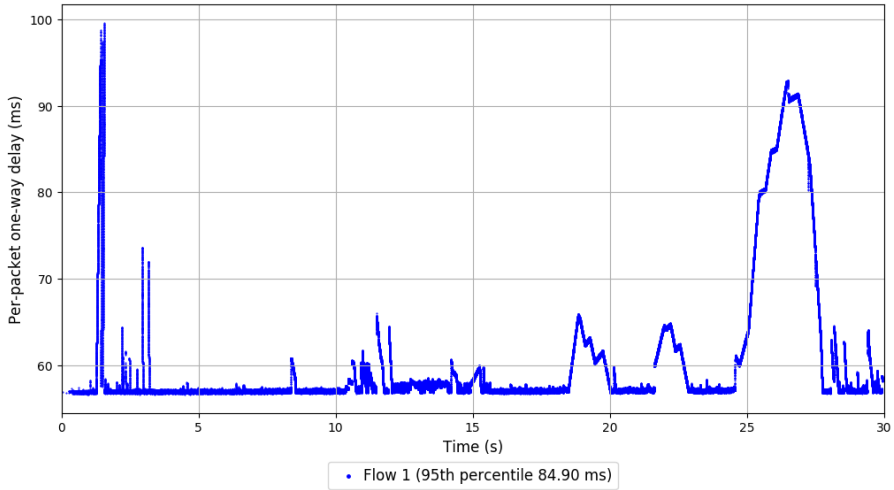

```
Run 4: Statistics of PCC

Start at: 2017-08-21 22:28:28
End at: 2017-08-21 22:28:58
Local clock offset: 0.332 ms
Remote clock offset: -4.219 ms

# Below is generated by plot.py at 2017-08-22 01:13:55
# Datalink statistics
-- Total of 1 flow:
Average throughput: 78.52 Mbit/s
95th percentile per-packet one-way delay: 71.886 ms
Loss rate: 1.01%
-- Flow 1:
Average throughput: 78.52 Mbit/s
95th percentile per-packet one-way delay: 71.886 ms
Loss rate: 1.01%
```

Run 4: Report of PCC — Data Link

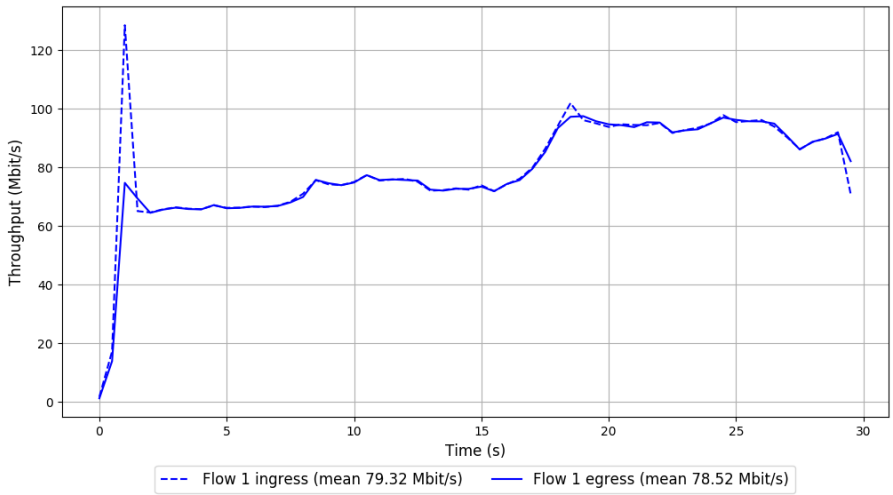

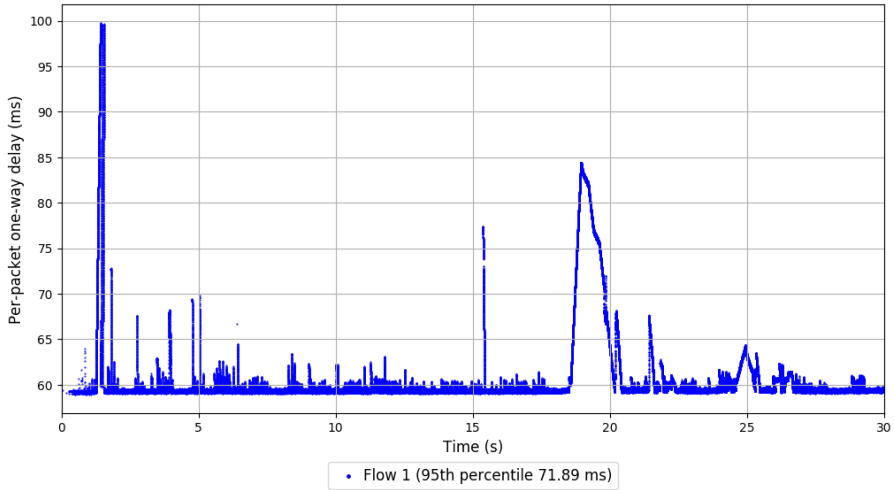

```
Run 5: Statistics of PCC

Start at: 2017-08-21 22:49:45
End at: 2017-08-21 22:50:15
Local clock offset: 0.309 ms
Remote clock offset: -4.559 ms

# Below is generated by plot.py at 2017-08-22 01:14:07
# Datalink statistics
-- Total of 1 flow:
Average throughput: 88.23 Mbit/s
95th percentile per-packet one-way delay: 68.455 ms
Loss rate: 0.96%
-- Flow 1:
Average throughput: 88.23 Mbit/s
95th percentile per-packet one-way delay: 68.455 ms
Loss rate: 0.96%
```

Run 5: Report of PCC — Data Link

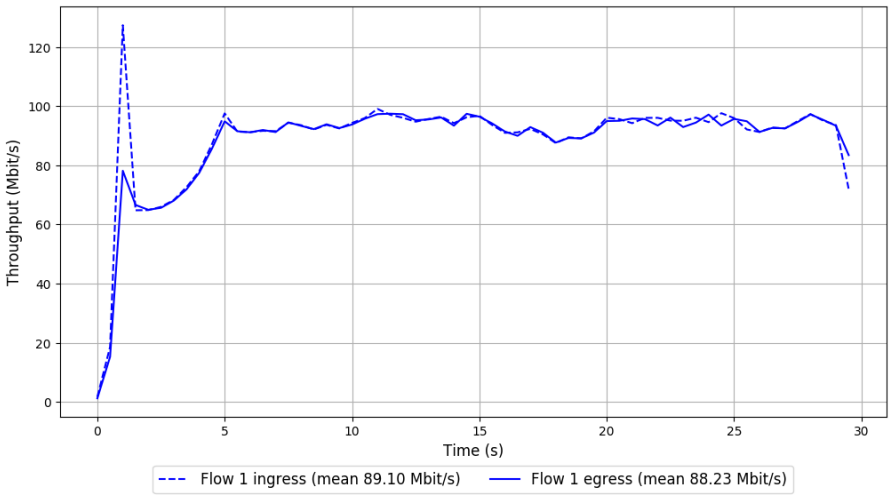

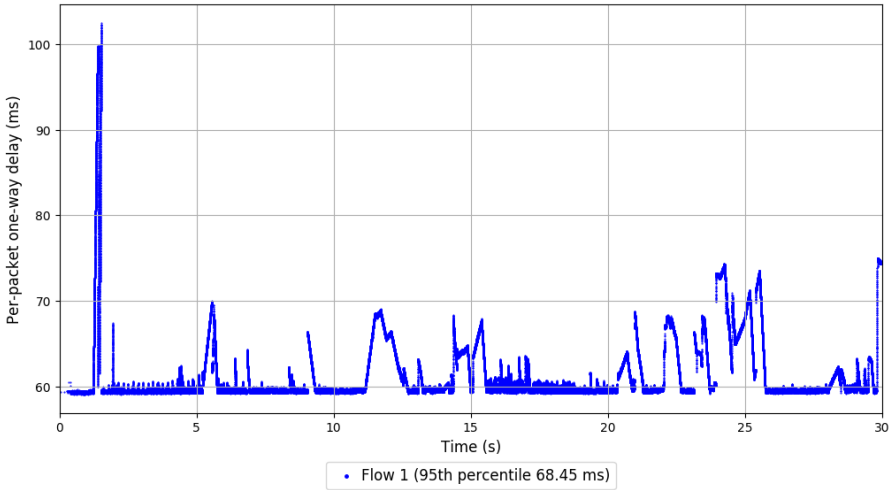

```
Run 6: Statistics of PCC

Start at: 2017-08-21 23:10:54
End at: 2017-08-21 23:11:24
Local clock offset: 0.427 ms
Remote clock offset: -4.853 ms

# Below is generated by plot.py at 2017-08-22 01:14:07
# Datalink statistics
-- Total of 1 flow:
Average throughput: 84.71 Mbit/s
95th percentile per-packet one-way delay: 69.624 ms
Loss rate: 1.00%
-- Flow 1:
Average throughput: 84.71 Mbit/s
95th percentile per-packet one-way delay: 69.624 ms
Loss rate: 1.00%
```

Run 6: Report of PCC — Data Link

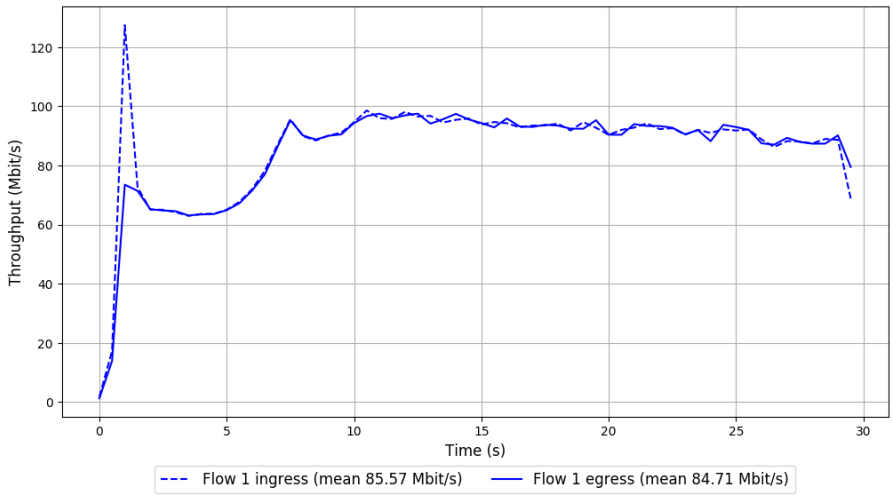

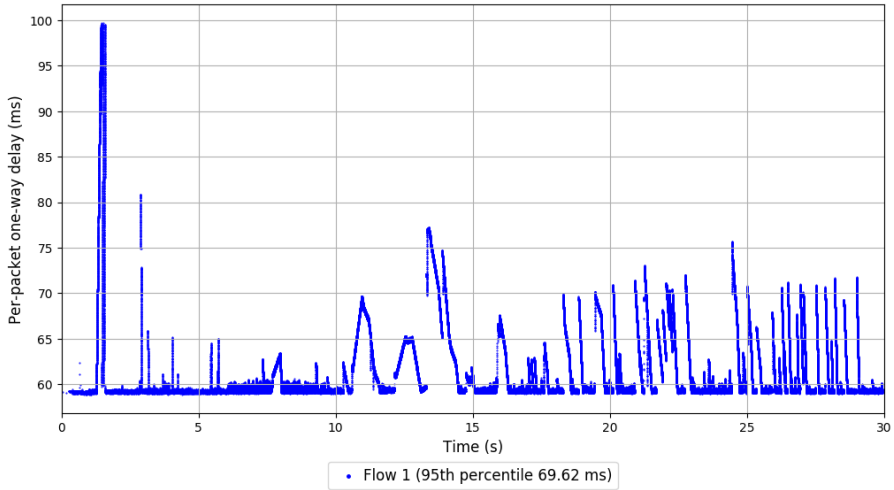

```
Run 7: Statistics of PCC

Start at: 2017-08-21 23:31:21
End at: 2017-08-21 23:31:51
Local clock offset: 0.473 ms
Remote clock offset: -6.967 ms

# Below is generated by plot.py at 2017-08-22 01:14:19
# Datalink statistics
-- Total of 1 flow:
Average throughput: 89.15 Mbit/s
95th percentile per-packet one-way delay: 67.493 ms
Loss rate: 0.86%
-- Flow 1:
Average throughput: 89.15 Mbit/s
95th percentile per-packet one-way delay: 67.493 ms
Loss rate: 0.86%
```

Run 7: Report of PCC — Data Link

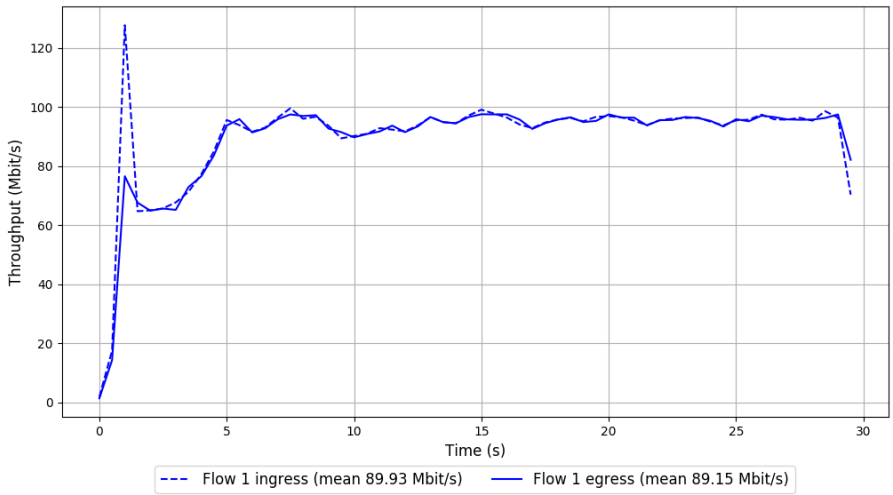

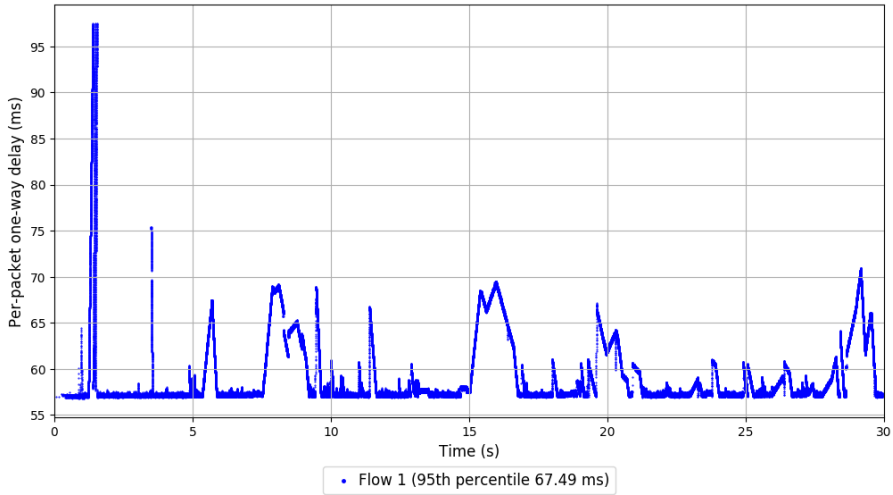

```
Run 8: Statistics of PCC

Start at: 2017-08-21 23:52:13
End at: 2017-08-21 23:52:43
Local clock offset: 0.594 ms
Remote clock offset: -4.315 ms

# Below is generated by plot.py at 2017-08-22 01:14:19
# Datalink statistics
-- Total of 1 flow:
Average throughput: 89.31 Mbit/s
95th percentile per-packet one-way delay: 69.615 ms
Loss rate: 0.83%
-- Flow 1:
Average throughput: 89.31 Mbit/s
95th percentile per-packet one-way delay: 69.615 ms
Loss rate: 0.83%
```

Run 8: Report of PCC — Data Link

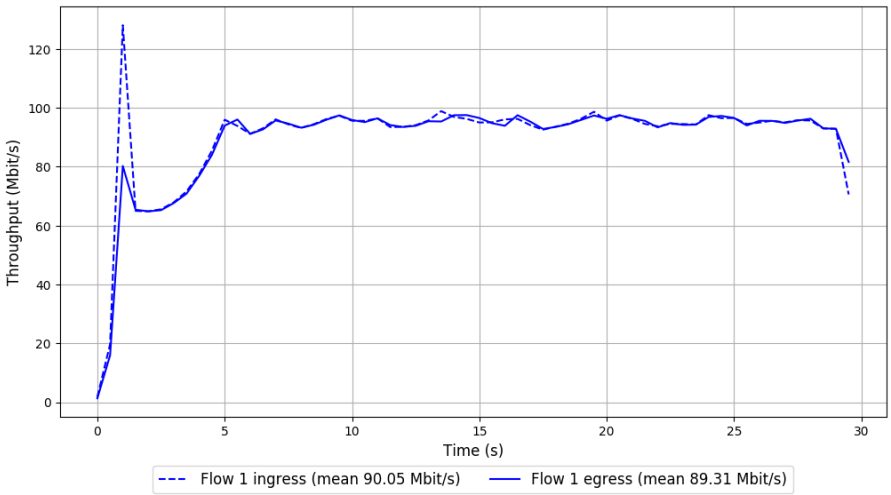

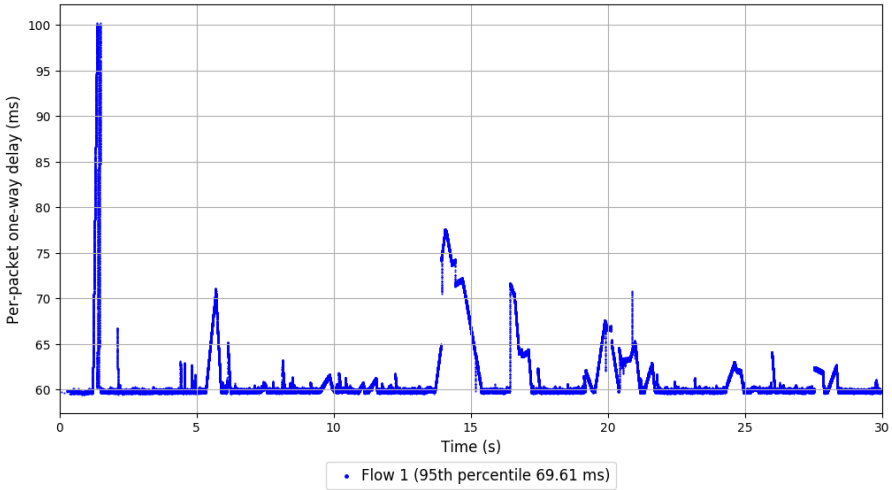

```
Run 9: Statistics of PCC

Start at: 2017-08-22 00:12:41
End at: 2017-08-22 00:13:11
Local clock offset: 0.604 ms
Remote clock offset: -4.705 ms

# Below is generated by plot.py at 2017-08-22 01:14:31
# Datalink statistics
-- Total of 1 flow:
Average throughput: 88.83 Mbit/s
95th percentile per-packet one-way delay: 72.726 ms
Loss rate: 0.85%
-- Flow 1:
Average throughput: 88.83 Mbit/s
95th percentile per-packet one-way delay: 72.726 ms
Loss rate: 0.85%
```

Run 9: Report of PCC — Data Link

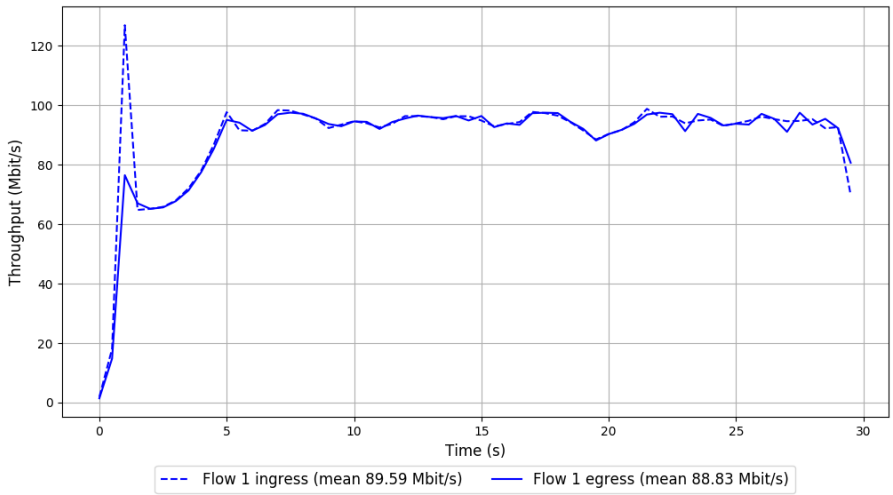

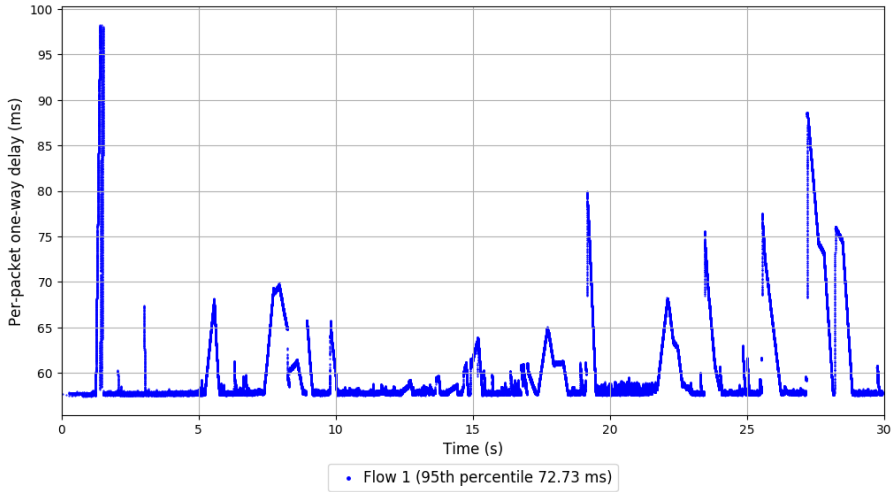

```
Run 10: Statistics of PCC

Start at: 2017-08-22 00:33:19
End at: 2017-08-22 00:33:50
Local clock offset: 0.858 ms
Remote clock offset: -6.775 ms

# Below is generated by plot.py at 2017-08-22 01:14:31
# Datalink statistics
-- Total of 1 flow:
Average throughput: 88.50 Mbit/s
95th percentile per-packet one-way delay: 73.338 ms
Loss rate: 0.89%
-- Flow 1:
Average throughput: 88.50 Mbit/s
95th percentile per-packet one-way delay: 73.338 ms
Loss rate: 0.89%
```

Run 10: Report of PCC — Data Link

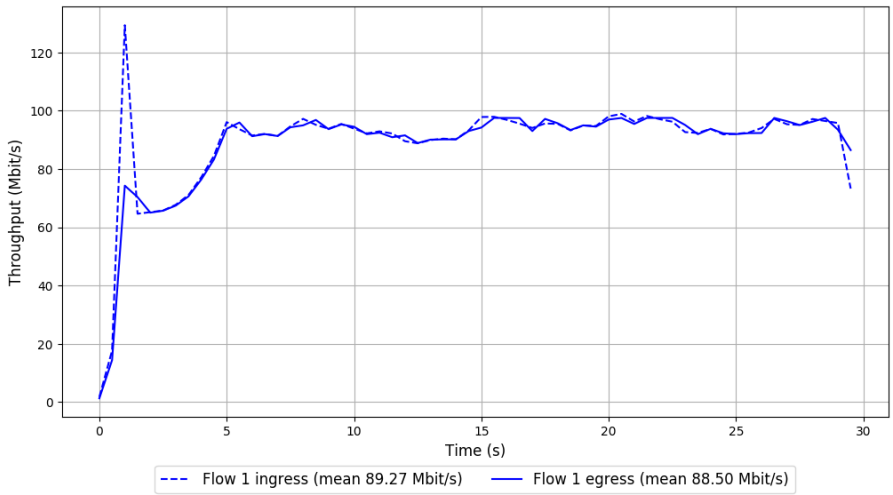

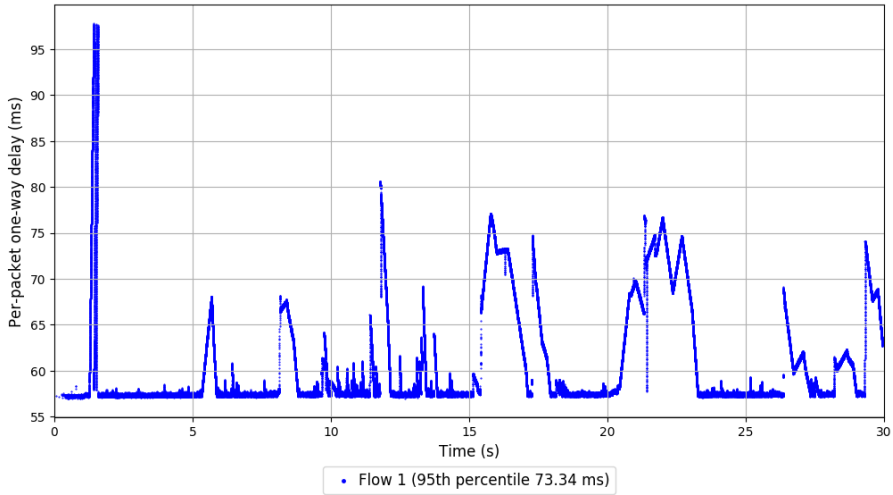

```
Run 1: Statistics of QUIC Cubic

Start at: 2017-08-21 21:24:05
End at: 2017-08-21 21:24:35
Local clock offset: 0.122 ms
Remote clock offset: -3.447 ms
```

Run 1: Report of QUIC Cubic — Data Link

Figure is missing

Figure is missing

```
Run 2: Statistics of QUIC Cubic

Start at: 2017-08-21 21:44:23
End at: 2017-08-21 21:44:53
Local clock offset: 0.304 ms
Remote clock offset: -5.231 ms
```

Run 2: Report of QUIC Cubic — Data Link

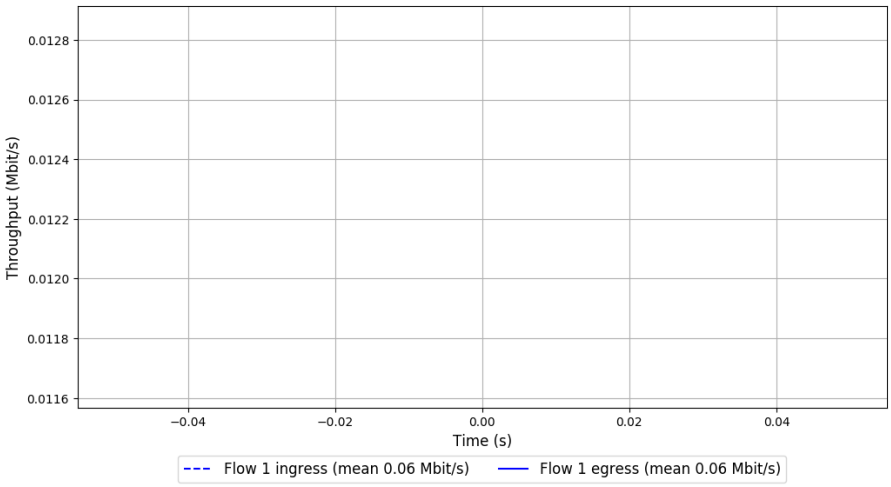

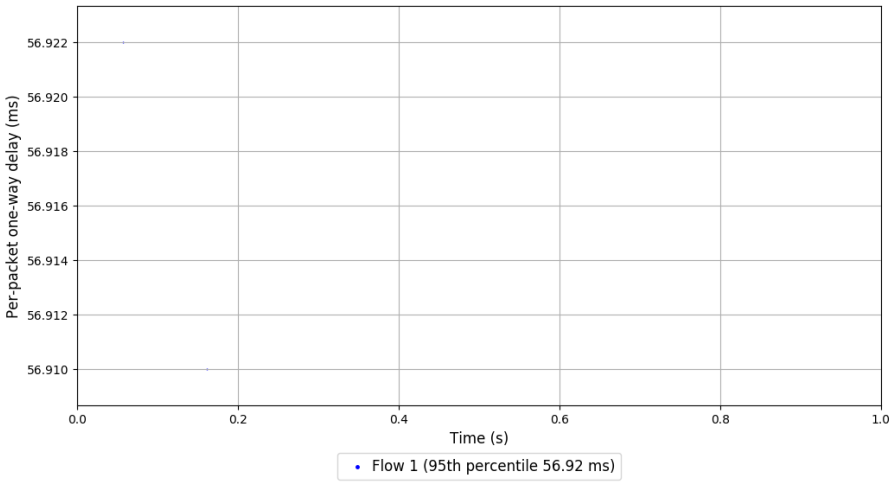

```
Run 3: Statistics of QUIC Cubic

Start at: 2017-08-21 22:04:53
End at: 2017-08-21 22:05:23
Local clock offset: 0.265 ms
Remote clock offset: -3.552 ms

# Below is generated by plot.py at 2017-08-22 01:14:41
# Datalink statistics
-- Total of 1 flow:
Average throughput: 59.72 Mbit/s
95th percentile per-packet one-way delay: 67.222 ms
Loss rate: 0.28%
-- Flow 1:
Average throughput: 59.72 Mbit/s
95th percentile per-packet one-way delay: 67.222 ms
Loss rate: 0.28%
```

Run 3: Report of QUIC Cubic — Data Link

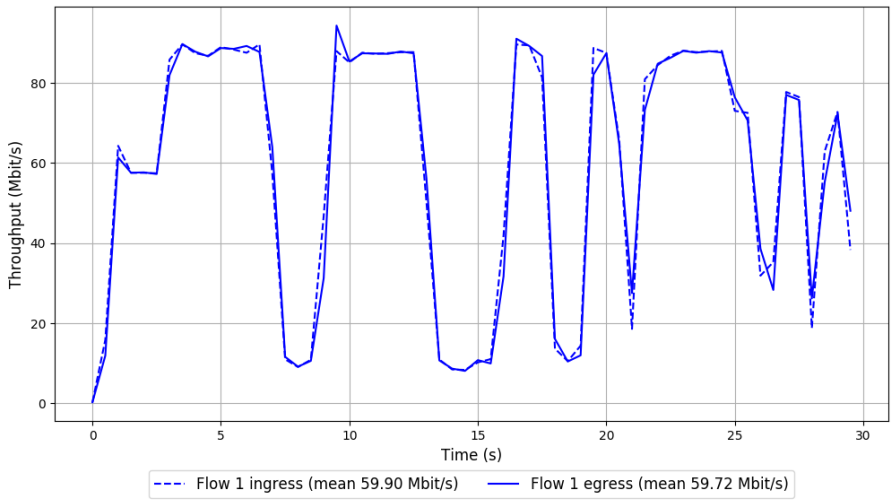

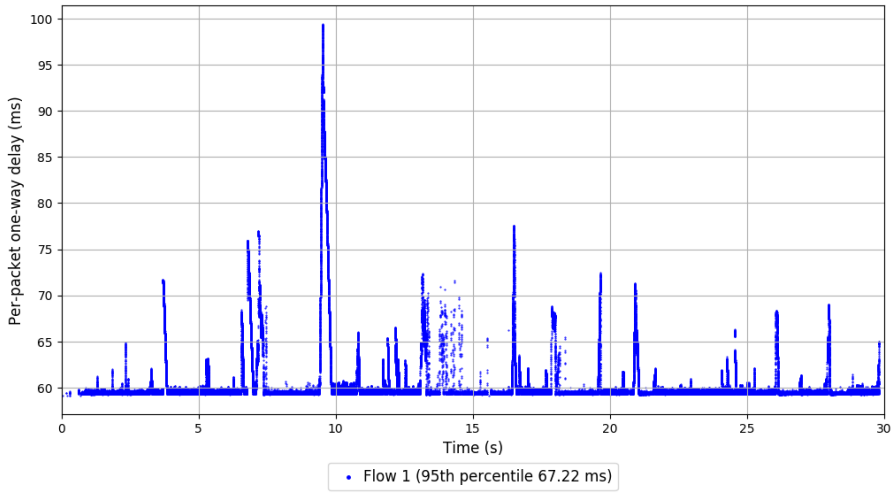

```
Run 4: Statistics of QUIC Cubic

Start at: 2017-08-21 22:25:33
End at: 2017-08-21 22:26:03
Local clock offset: 0.243 ms
Remote clock offset: -4.089 ms

# Below is generated by plot.py at 2017-08-22 01:14:41
# Datalink statistics
-- Total of 1 flow:
Average throughput: 50.49 Mbit/s
95th percentile per-packet one-way delay: 72.395 ms
Loss rate: 2.34%
-- Flow 1:
Average throughput: 50.49 Mbit/s
95th percentile per-packet one-way delay: 72.395 ms
Loss rate: 2.34%
```

Run 4: Report of QUIC Cubic — Data Link

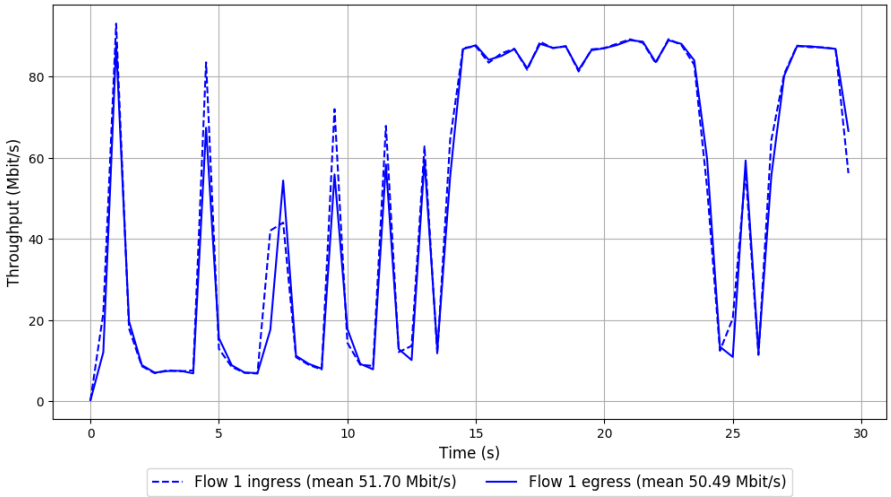

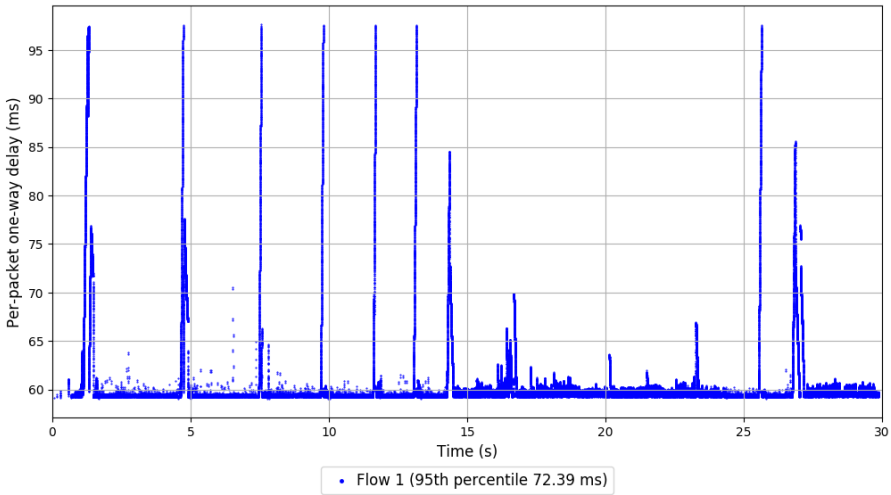

```
Run 5: Statistics of QUIC Cubic

Start at: 2017-08-21 22:46:50
End at: 2017-08-21 22:47:20
Local clock offset: 0.297 ms
Remote clock offset: -4.012 ms

# Below is generated by plot.py at 2017-08-22 01:14:50
# Datalink statistics
-- Total of 1 flow:
Average throughput: 72.06 Mbit/s
95th percentile per-packet one-way delay: 61.445 ms
Loss rate: 0.19%
-- Flow 1:
Average throughput: 72.06 Mbit/s
95th percentile per-packet one-way delay: 61.445 ms
Loss rate: 0.19%
```

Run 5: Report of QUIC Cubic — Data Link

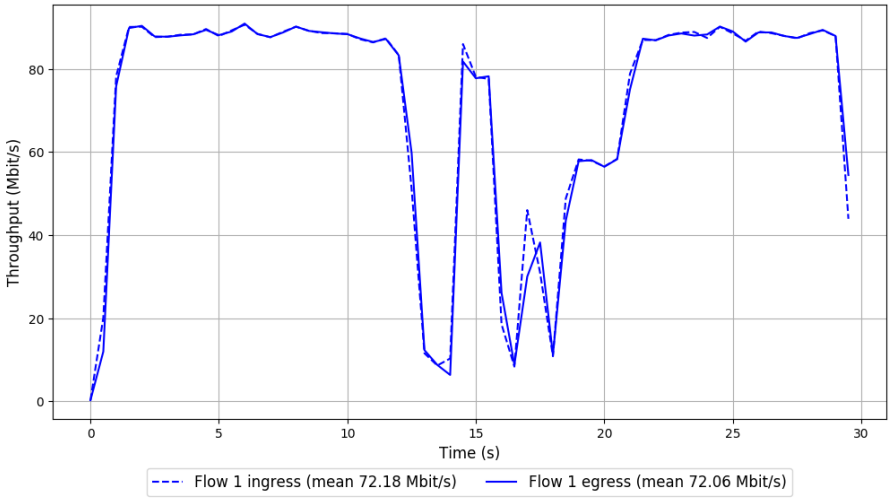

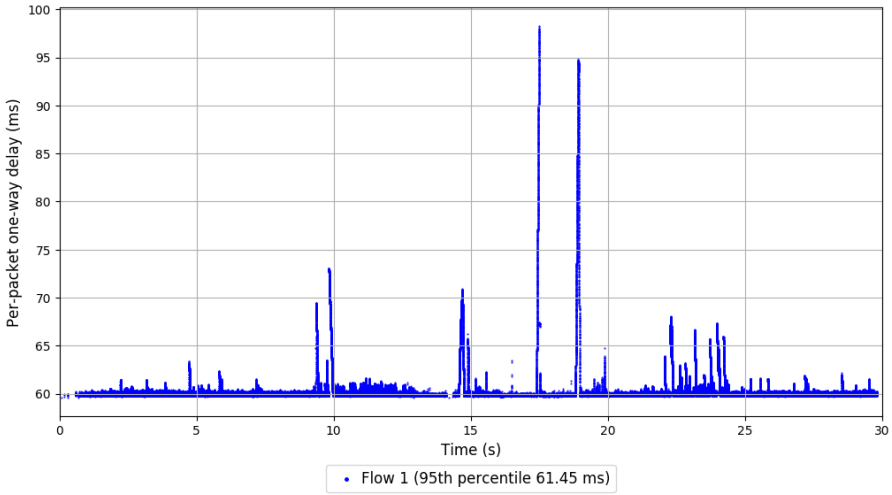

```
Run 6: Statistics of QUIC Cubic

Start at: 2017-08-21 23:07:56
End at: 2017-08-21 23:08:26
Local clock offset: 0.416 ms
Remote clock offset: -7.092 ms

# Below is generated by plot.py at 2017-08-22 01:14:50
# Datalink statistics
-- Total of 1 flow:
Average throughput: 54.28 Mbit/s
95th percentile per-packet one-way delay: 75.353 ms
Loss rate: 1.74%
-- Flow 1:
Average throughput: 54.28 Mbit/s
95th percentile per-packet one-way delay: 75.353 ms
Loss rate: 1.74%
```

Run 6: Report of QUIC Cubic — Data Link

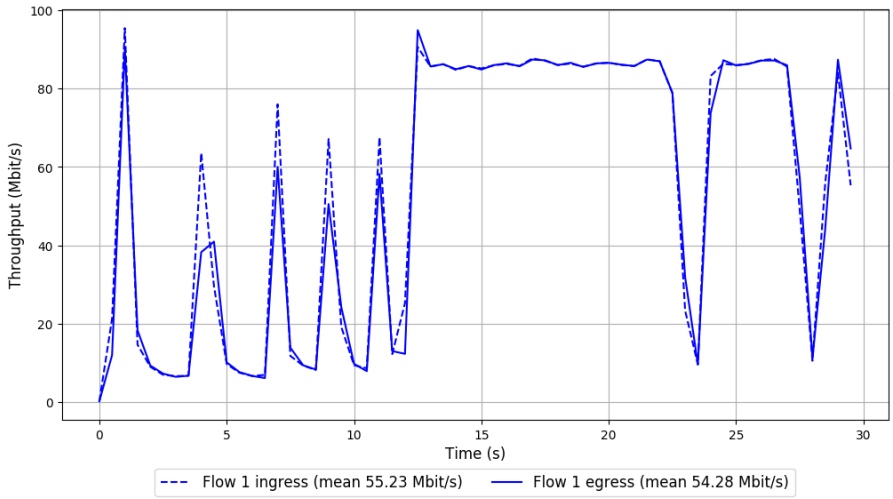

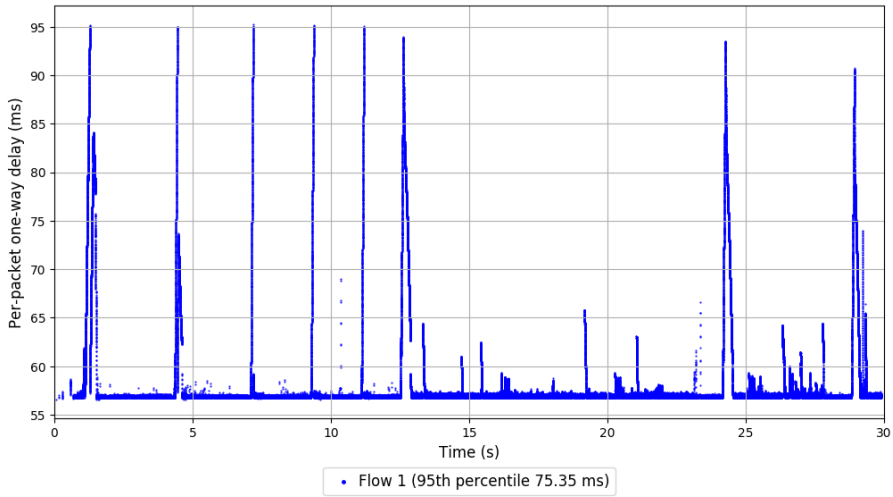

```
Run 7: Statistics of QUIC Cubic

Start at: 2017-08-21 23:28:33
End at: 2017-08-21 23:29:03
Local clock offset: 0.453 ms
Remote clock offset: -6.946 ms

# Below is generated by plot.py at 2017-08-22 01:14:57
# Datalink statistics
-- Total of 1 flow:
Average throughput: 53.55 Mbit/s
95th percentile per-packet one-way delay: 67.530 ms
Loss rate: 1.97%
-- Flow 1:
Average throughput: 53.55 Mbit/s
95th percentile per-packet one-way delay: 67.530 ms
Loss rate: 1.97%
```

Run 7: Report of QUIC Cubic — Data Link

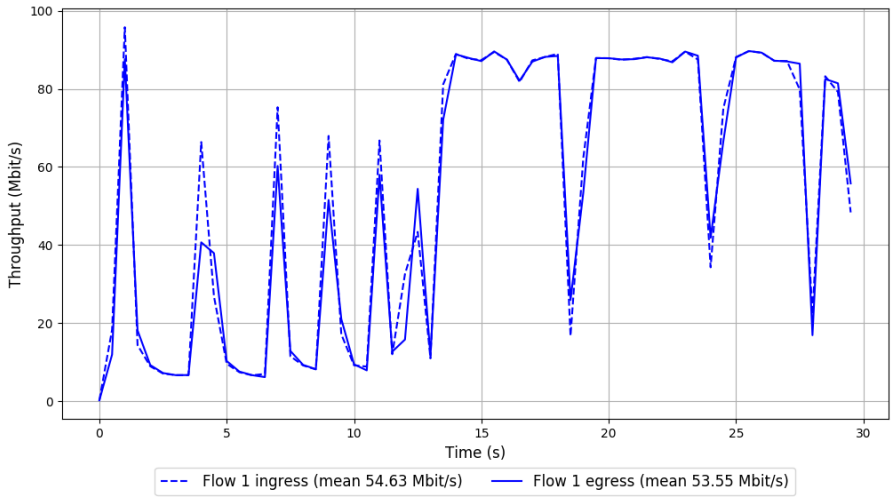

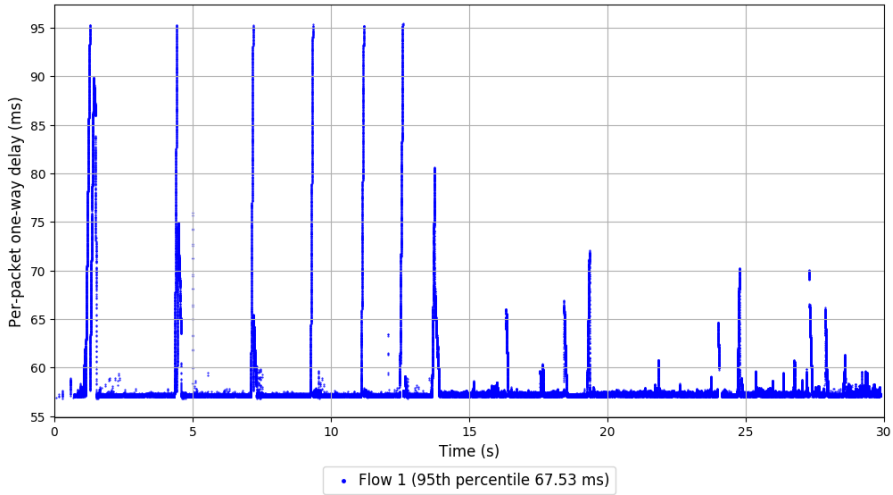

```
Run 8: Statistics of QUIC Cubic

Start at: 2017-08-21 23:49:24
End at: 2017-08-21 23:49:54
Local clock offset: 0.478 ms
Remote clock offset: -4.278 ms

# Below is generated by plot.py at 2017-08-22 01:14:58
# Datalink statistics
-- Total of 1 flow:
Average throughput: 56.22 Mbit/s
95th percentile per-packet one-way delay: 72.500 ms
Loss rate: 1.68%
-- Flow 1:
Average throughput: 56.22 Mbit/s
95th percentile per-packet one-way delay: 72.500 ms
Loss rate: 1.68%
```

Run 8: Report of QUIC Cubic — Data Link

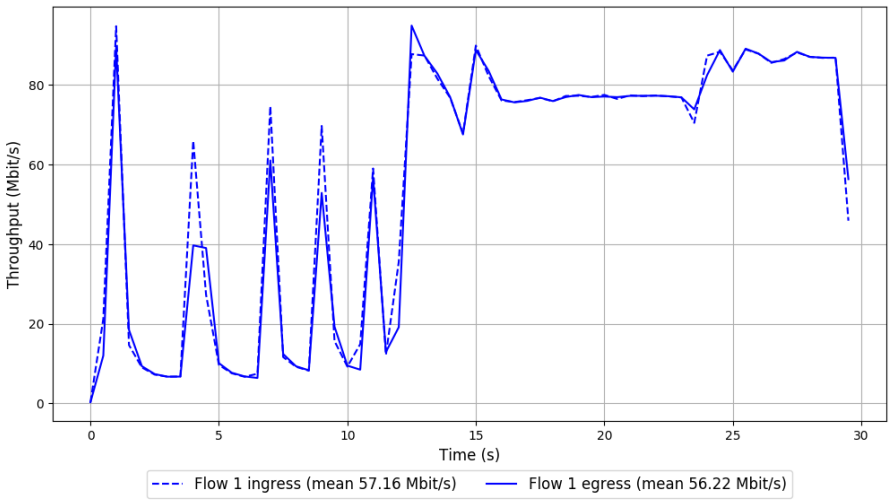

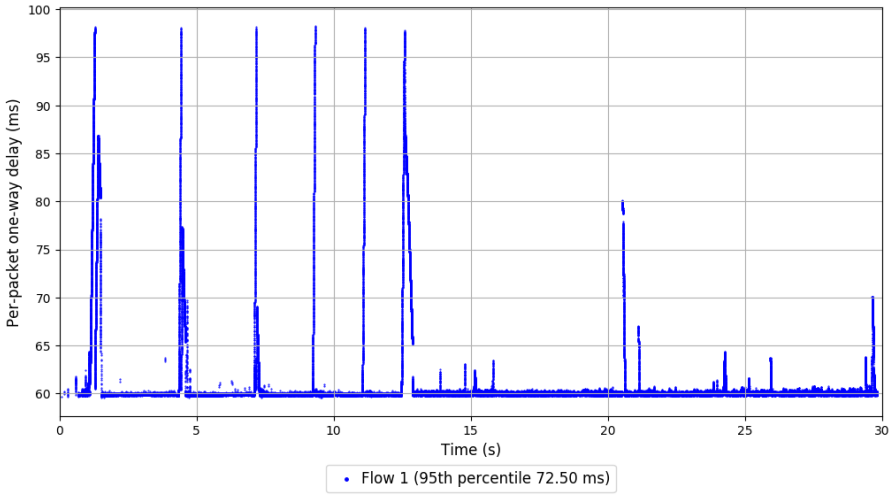

```
Run 9: Statistics of QUIC Cubic

Start at: 2017-08-22 00:09:53
End at: 2017-08-22 00:10:23
Local clock offset: 0.59 ms
Remote clock offset: -4.649 ms

# Below is generated by plot.py at 2017-08-22 01:15:04
# Datalink statistics
-- Total of 1 flow:
Average throughput: 60.64 Mbit/s
95th percentile per-packet one-way delay: 61.518 ms
Loss rate: 0.29%
-- Flow 1:
Average throughput: 60.64 Mbit/s
95th percentile per-packet one-way delay: 61.518 ms
Loss rate: 0.29%
```

Run 9: Report of QUIC Cubic — Data Link

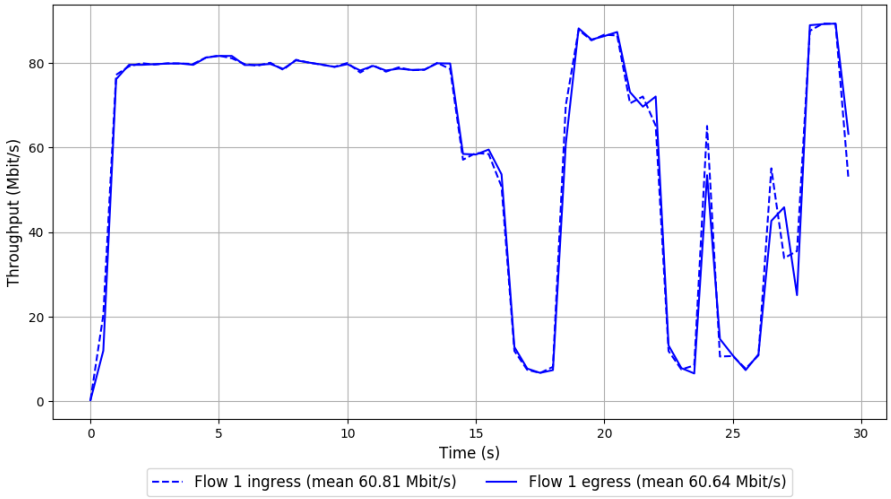

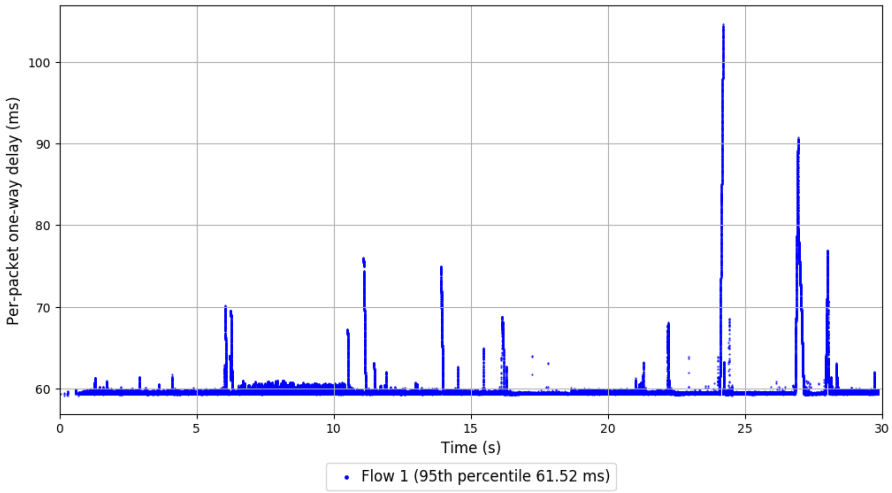

```
Run 10: Statistics of QUIC Cubic

Start at: 2017-08-22 00:30:25
End at: 2017-08-22 00:30:55
Local clock offset: 0.859 ms
Remote clock offset: -6.773 ms

# Below is generated by plot.py at 2017-08-22 01:15:08
# Datalink statistics
-- Total of 1 flow:
Average throughput: 71.34 Mbit/s
95th percentile per-packet one-way delay: 60.712 ms
Loss rate: 0.45%
-- Flow 1:
Average throughput: 71.34 Mbit/s
95th percentile per-packet one-way delay: 60.712 ms
Loss rate: 0.45%
```

Run 10: Report of QUIC Cubic — Data Link

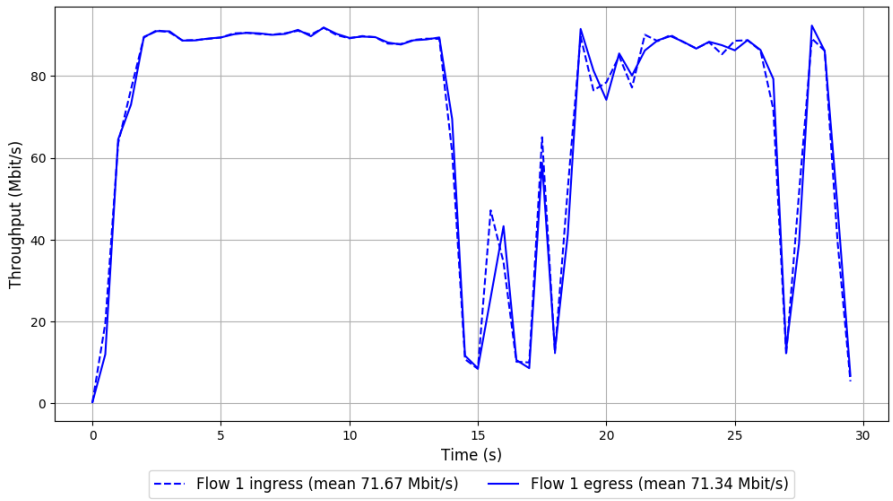

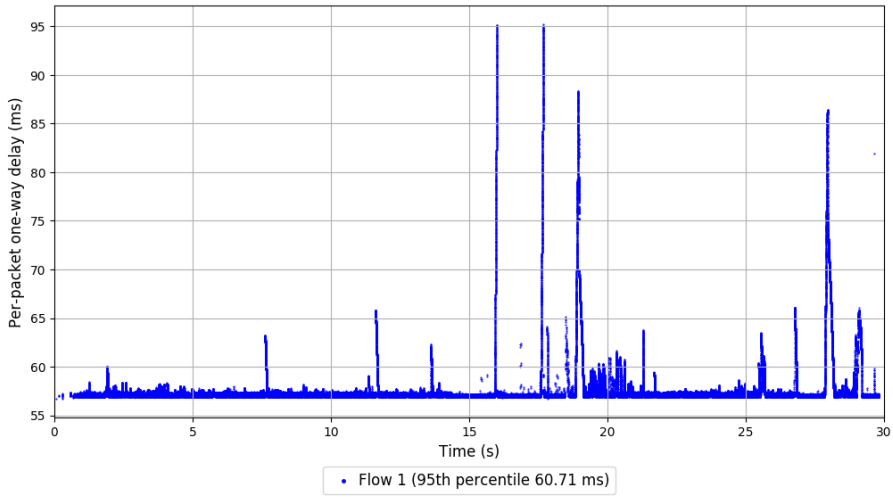

```
Run 1: Statistics of Saturator

Start at: 2017-08-21 21:22:43
End at: 2017-08-21 21:23:13
Local clock offset: 0.138 ms
Remote clock offset: -3.42 ms

# Below is generated by plot.py at 2017-08-22 01:15:09
# Datalink statistics
-- Total of 1 flow:
Average throughput: 22.74 Mbit/s
95th percentile per-packet one-way delay: 60.546 ms
Loss rate: 0.04%
-- Flow 1:
Average throughput: 22.74 Mbit/s
95th percentile per-packet one-way delay: 60.546 ms
Loss rate: 0.04%
```

Run 1: Report of Saturator — Data Link

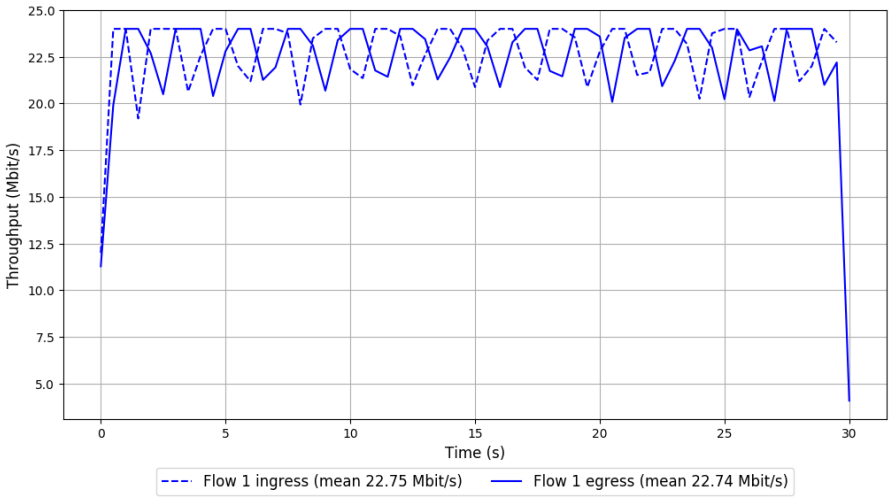

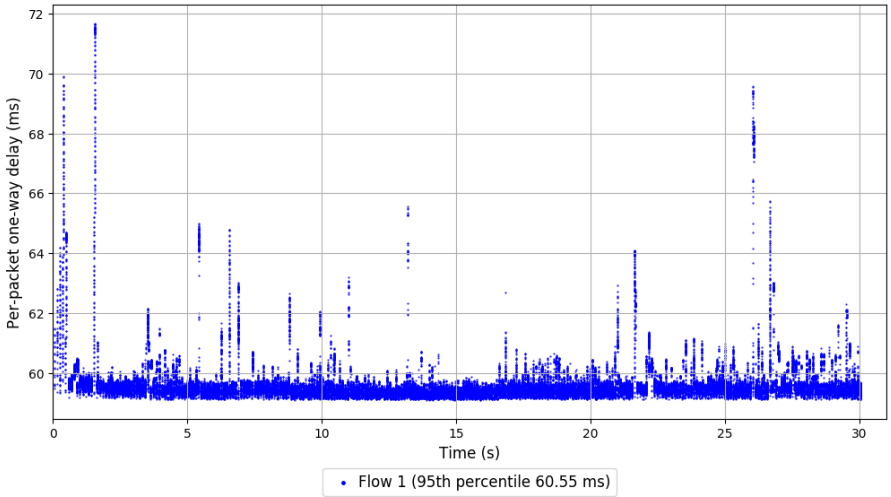

```
Run 2: Statistics of Saturator

Start at: 2017-08-21 21:43:03
End at: 2017-08-21 21:43:33
Local clock offset: 0.256 ms
Remote clock offset: -2.707 ms

# Below is generated by plot.py at 2017-08-22 01:15:12
# Datalink statistics
-- Total of 1 flow:
Average throughput: 22.92 Mbit/s
95th percentile per-packet one-way delay: 60.596 ms
Loss rate: 0.06%
-- Flow 1:
Average throughput: 22.92 Mbit/s
95th percentile per-packet one-way delay: 60.596 ms
Loss rate: 0.06%
```

Run 2: Report of Saturator — Data Link

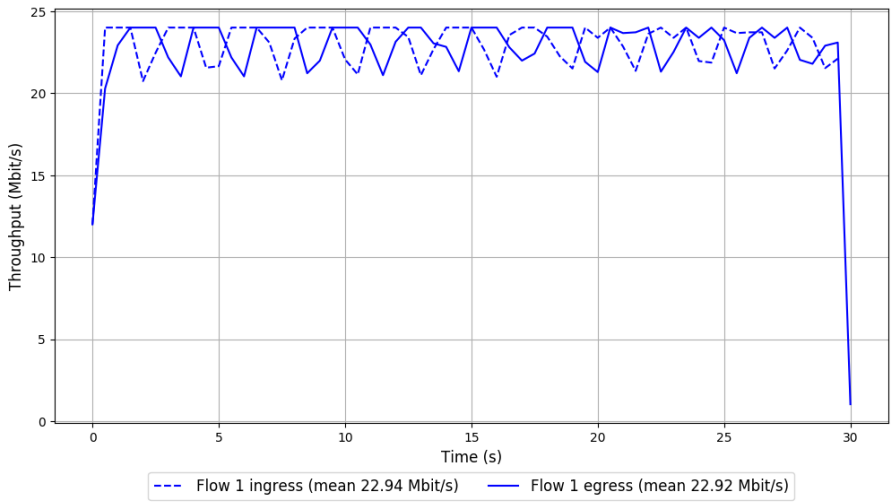

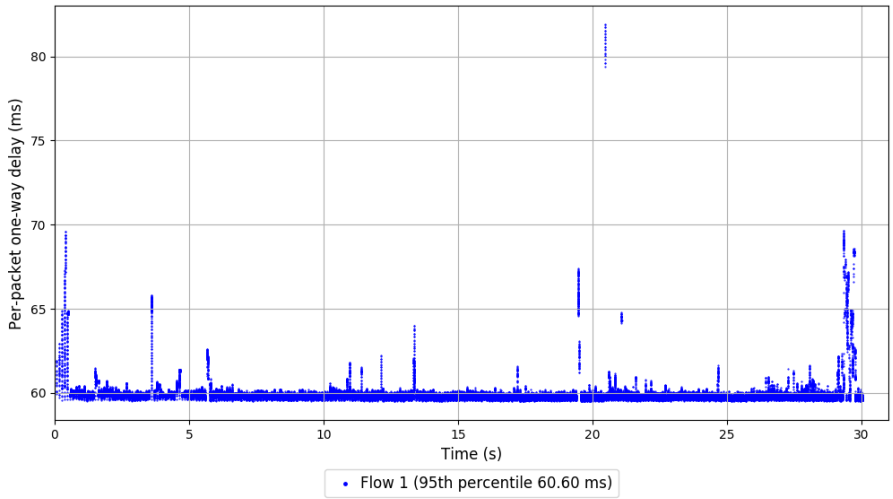

```
Run 3: Statistics of Saturator

Start at: 2017-08-21 22:03:33
End at: 2017-08-21 22:04:03
Local clock offset: 0.345 ms
Remote clock offset: -3.089 ms

# Below is generated by plot.py at 2017-08-22 01:15:13
# Datalink statistics
-- Total of 1 flow:
Average throughput: 22.76 Mbit/s
95th percentile per-packet one-way delay: 60.982 ms
Loss rate: 0.02%
-- Flow 1:
Average throughput: 22.76 Mbit/s
95th percentile per-packet one-way delay: 60.982 ms
Loss rate: 0.02%
```

Run 3: Report of Saturator — Data Link

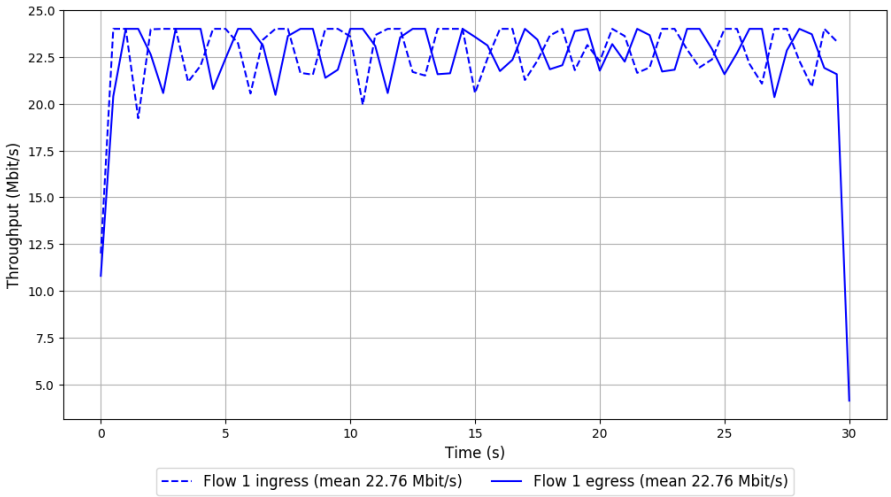

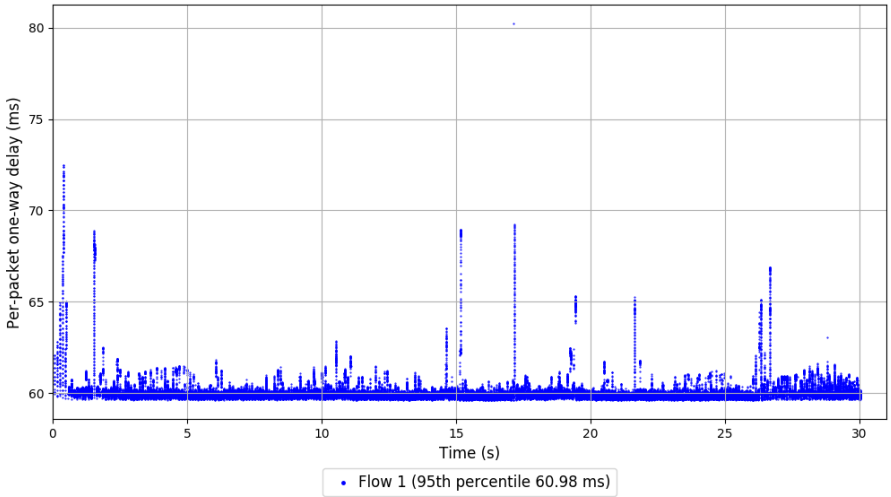

```
Run 4: Statistics of Saturator

Start at: 2017-08-21 22:24:13
End at: 2017-08-21 22:24:43
Local clock offset: 0.251 ms
Remote clock offset: -3.616 ms

# Below is generated by plot.py at 2017-08-22 01:15:16
# Datalink statistics
-- Total of 1 flow:
Average throughput: 22.79 Mbit/s
95th percentile per-packet one-way delay: 60.832 ms
Loss rate: 0.02%
-- Flow 1:
Average throughput: 22.79 Mbit/s
95th percentile per-packet one-way delay: 60.832 ms
Loss rate: 0.02%
```

Run 4: Report of Saturator — Data Link

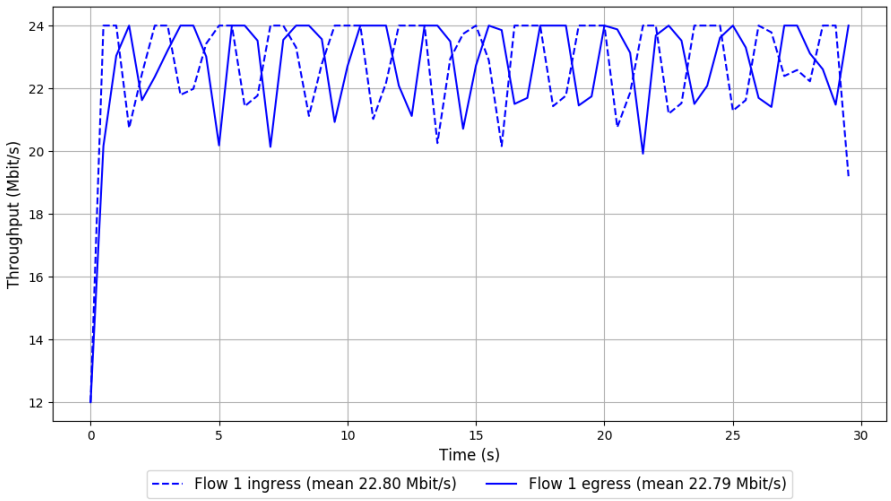

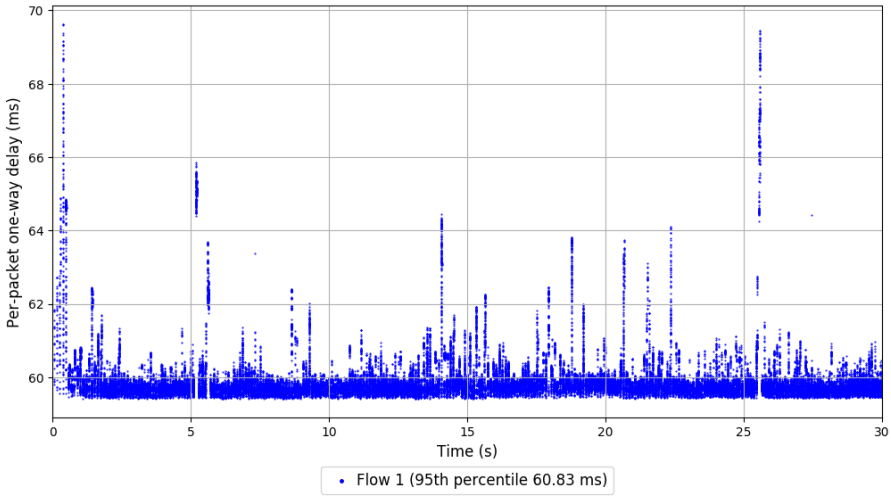

```
Run 5: Statistics of Saturator

Start at: 2017-08-21 22:45:29
End at: 2017-08-21 22:46:00
Local clock offset: 0.281 ms
Remote clock offset: -4.356 ms

# Below is generated by plot.py at 2017-08-22 01:15:16
# Datalink statistics
-- Total of 1 flow:
Average throughput: 22.75 Mbit/s
95th percentile per-packet one-way delay: 60.129 ms
Loss rate: 0.00%
-- Flow 1:
Average throughput: 22.75 Mbit/s
95th percentile per-packet one-way delay: 60.129 ms
Loss rate: 0.00%
```

Run 5: Report of Saturator — Data Link

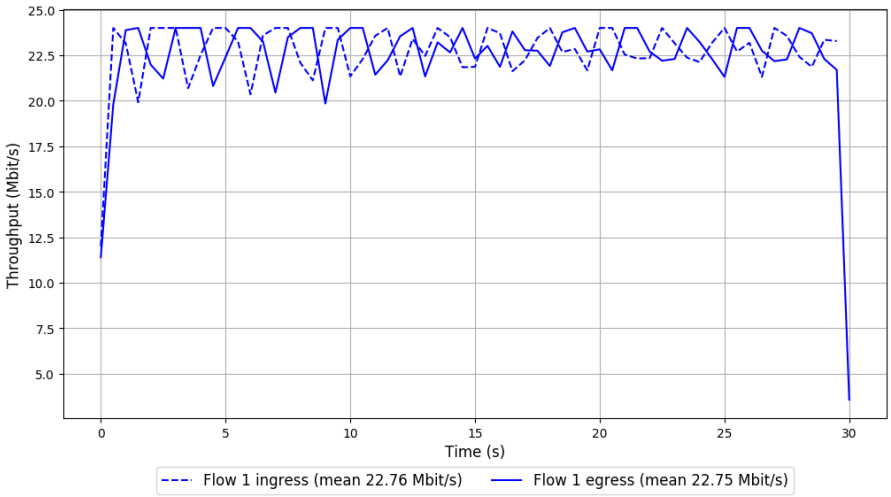

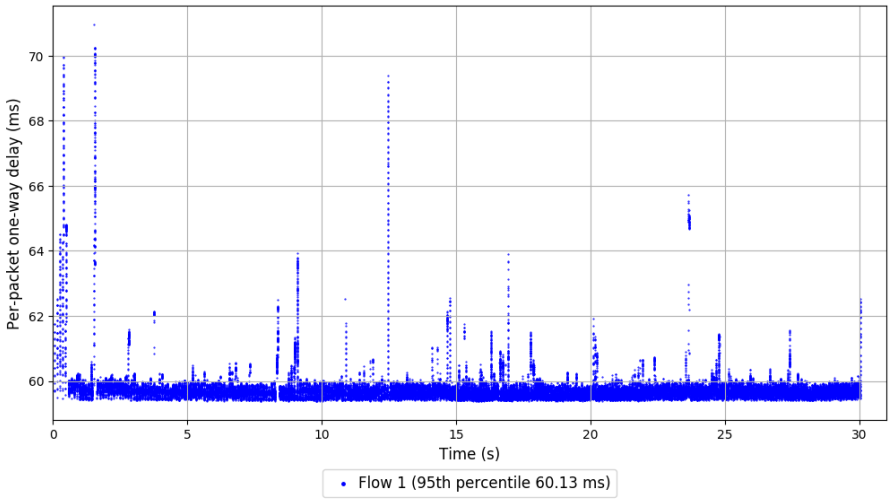

```
Run 6: Statistics of Saturator

Start at: 2017-08-21 23:06:37
End at: 2017-08-21 23:07:07
Local clock offset: 0.4 ms
Remote clock offset: -4.819 ms

# Below is generated by plot.py at 2017-08-22 01:15:21
# Datalink statistics
-- Total of 1 flow:
Average throughput: 22.74 Mbit/s
95th percentile per-packet one-way delay: 60.375 ms
Loss rate: 0.00%
-- Flow 1:
Average throughput: 22.74 Mbit/s
95th percentile per-packet one-way delay: 60.375 ms
Loss rate: 0.00%
```

Run 6: Report of Saturator — Data Link

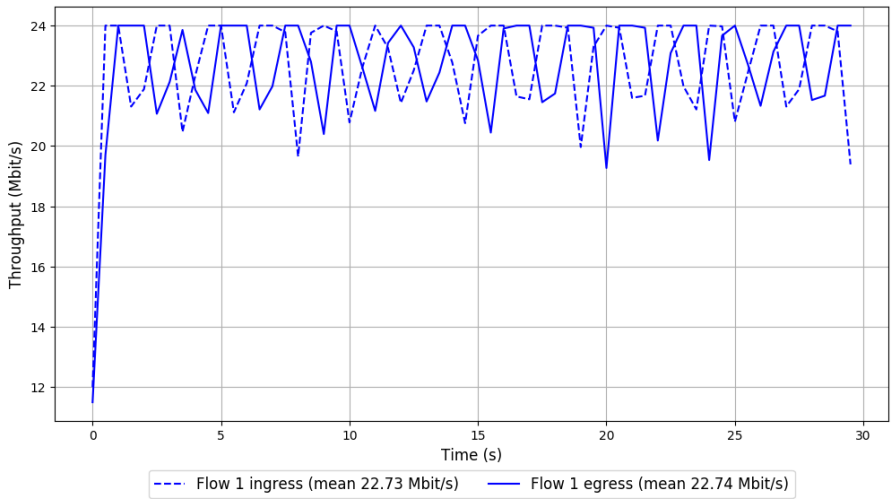

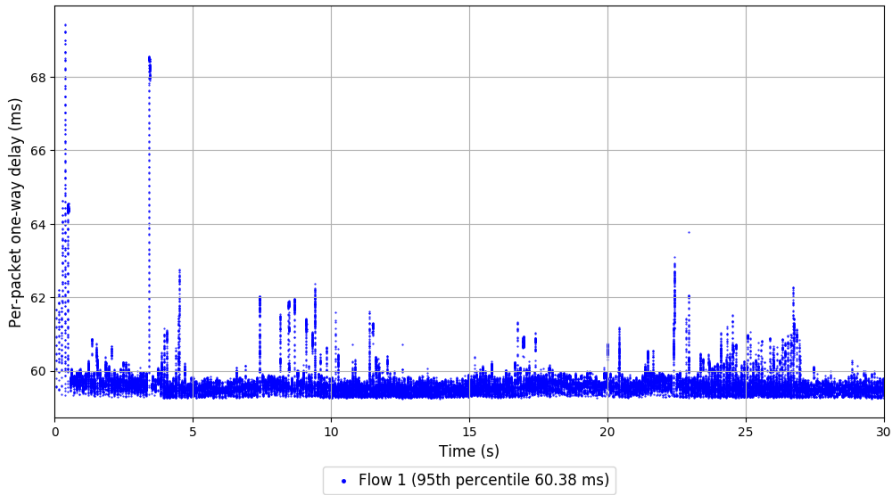

```
Run 7: Statistics of Saturator

Start at: 2017-08-21 23:27:13
End at: 2017-08-21 23:27:43
Local clock offset: 0.454 ms
Remote clock offset: -4.389 ms

# Below is generated by plot.py at 2017-08-22 01:15:21
# Datalink statistics
-- Total of 1 flow:
Average throughput: 23.36 Mbit/s
95th percentile per-packet one-way delay: 58.847 ms
Loss rate: 0.01%
-- Flow 1:
Average throughput: 23.36 Mbit/s
95th percentile per-packet one-way delay: 58.847 ms
Loss rate: 0.01%
```

Run 7: Report of Saturator — Data Link

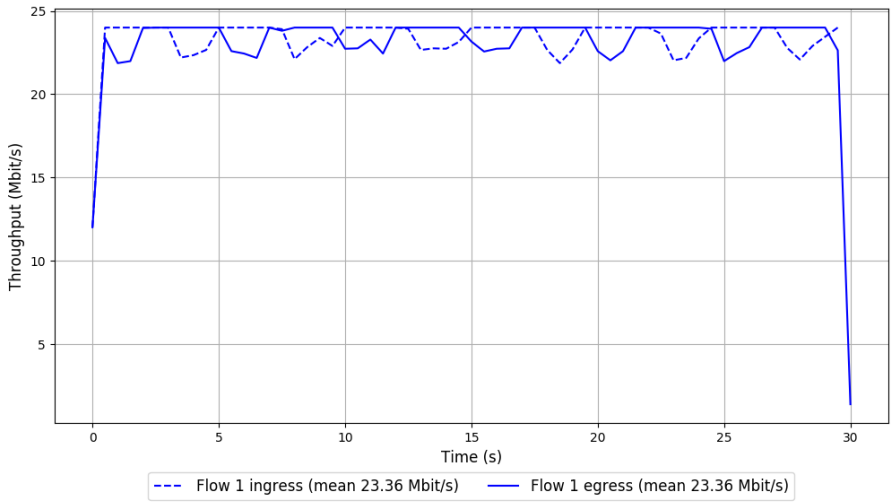

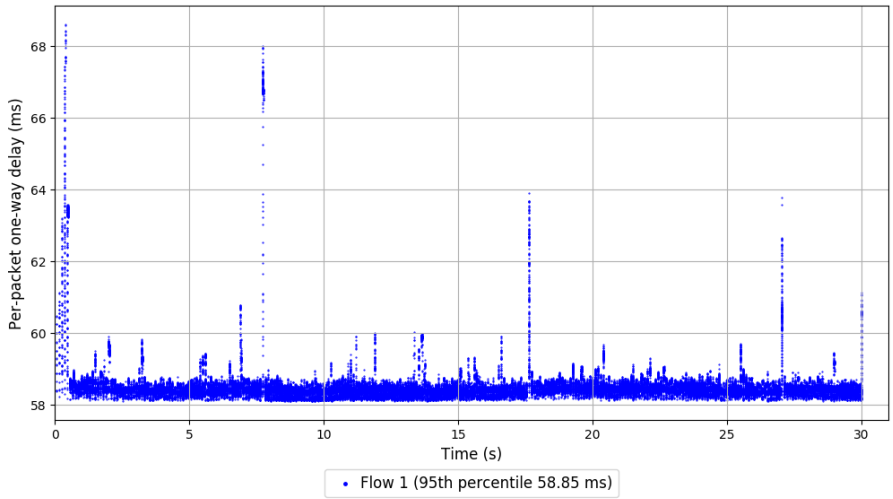

```
Run 8: Statistics of Saturator

Start at: 2017-08-21 23:48:07
End at: 2017-08-21 23:48:37
Local clock offset: 0.464 ms
Remote clock offset: -6.83 ms
```

Run 8: Report of Saturator — Data Link

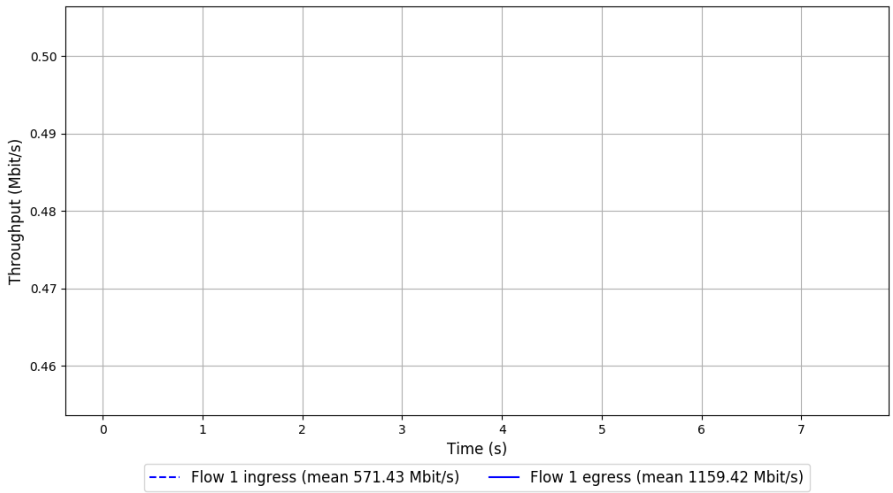

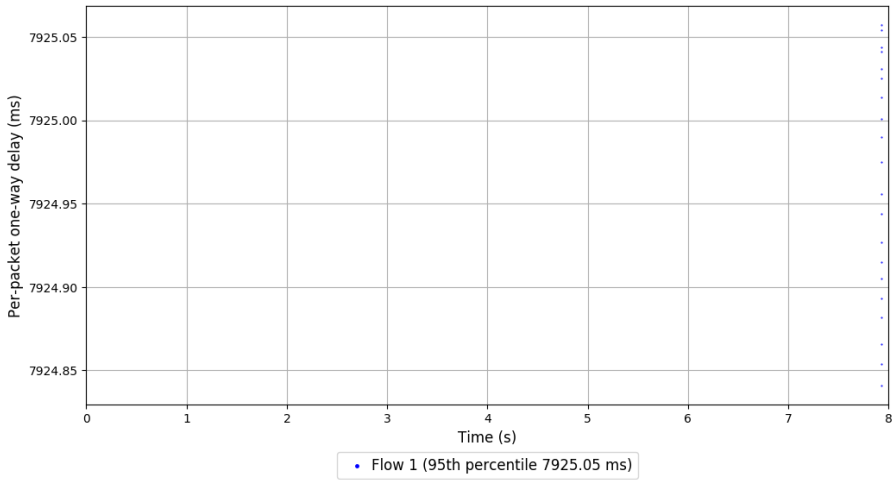

```
Run 9: Statistics of Saturator

Start at: 2017-08-22 00:08:34
End at: 2017-08-22 00:09:04
Local clock offset: 0.683 ms
Remote clock offset: -4.638 ms

# Below is generated by plot.py at 2017-08-22 01:15:25
# Datalink statistics
-- Total of 1 flow:
Average throughput: 23.01 Mbit/s
95th percentile per-packet one-way delay: 59.792 ms
Loss rate: 0.01%
-- Flow 1:
Average throughput: 23.01 Mbit/s
95th percentile per-packet one-way delay: 59.792 ms
Loss rate: 0.01%
```

Run 9: Report of Saturator — Data Link

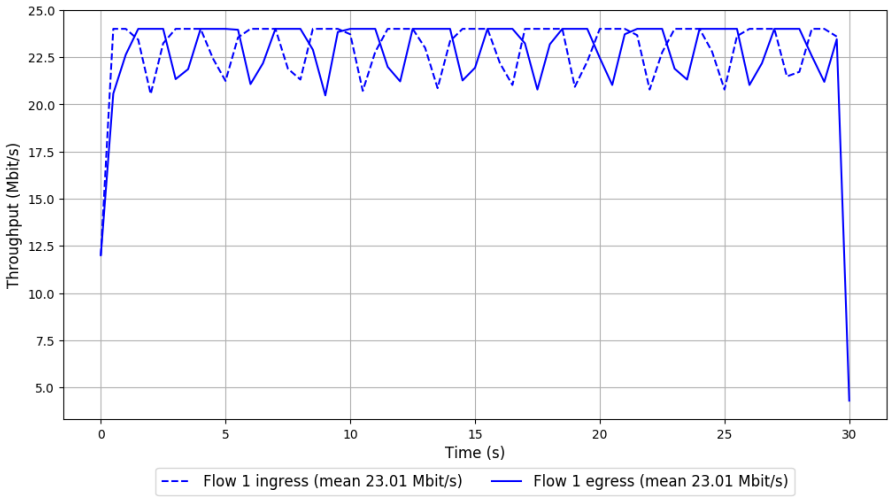

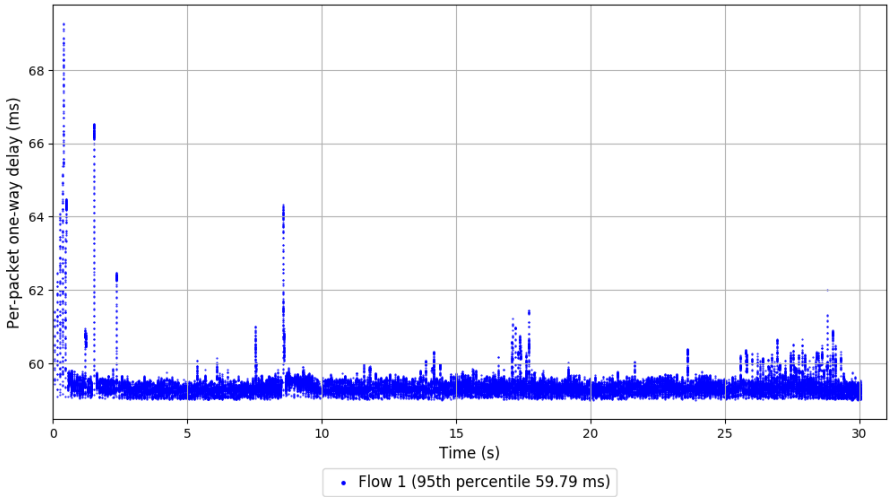

```
Run 10: Statistics of Saturator

Start at: 2017-08-22 00:29:05
End at: 2017-08-22 00:29:35
Local clock offset: 0.834 ms
Remote clock offset: -4.699 ms

# Below is generated by plot.py at 2017-08-22 01:15:25
# Datalink statistics
-- Total of 1 flow:
Average throughput: 22.86 Mbit/s
95th percentile per-packet one-way delay: 59.663 ms
Loss rate: 0.00%
-- Flow 1:
Average throughput: 22.86 Mbit/s
95th percentile per-packet one-way delay: 59.663 ms
Loss rate: 0.00%
```

Run 10: Report of Saturator — Data Link

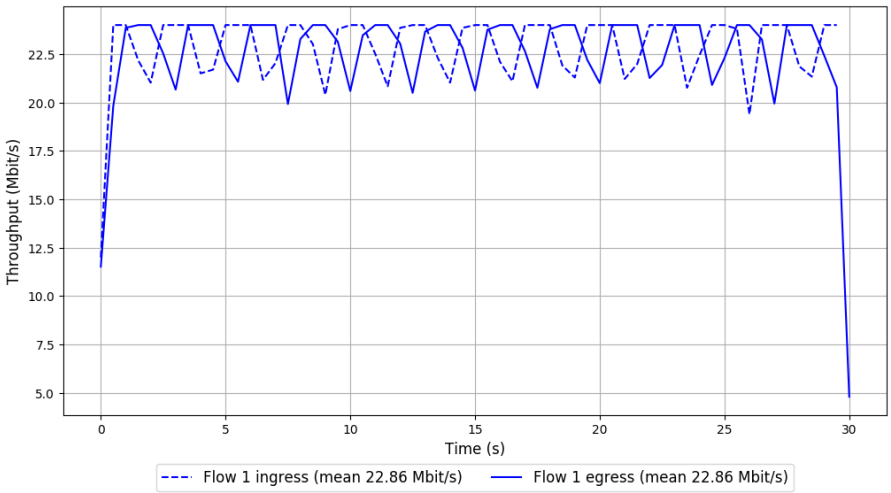

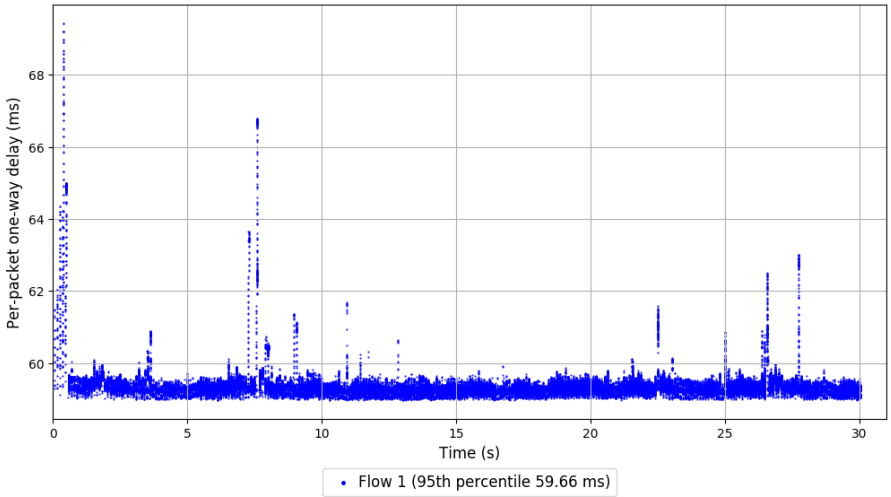

```
Run 1: Statistics of SCReAM

Start at: 2017-08-21 21:20:06
End at: 2017-08-21 21:20:36
Local clock offset: 0.02 ms
Remote clock offset: -3.34 ms

# Below is generated by plot.py at 2017-08-22 01:15:26
# Datalink statistics
-- Total of 1 flow:
Average throughput: 0.21 Mbit/s
95th percentile per-packet one-way delay: 59.504 ms
Loss rate: 0.00%
-- Flow 1:
Average throughput: 0.21 Mbit/s
95th percentile per-packet one-way delay: 59.504 ms
Loss rate: 0.00%
```

Run 1: Report of SCReAM — Data Link

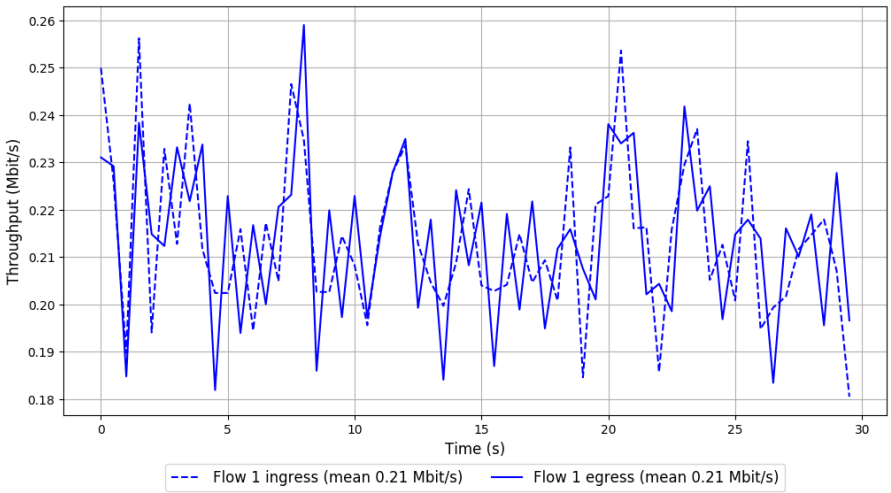

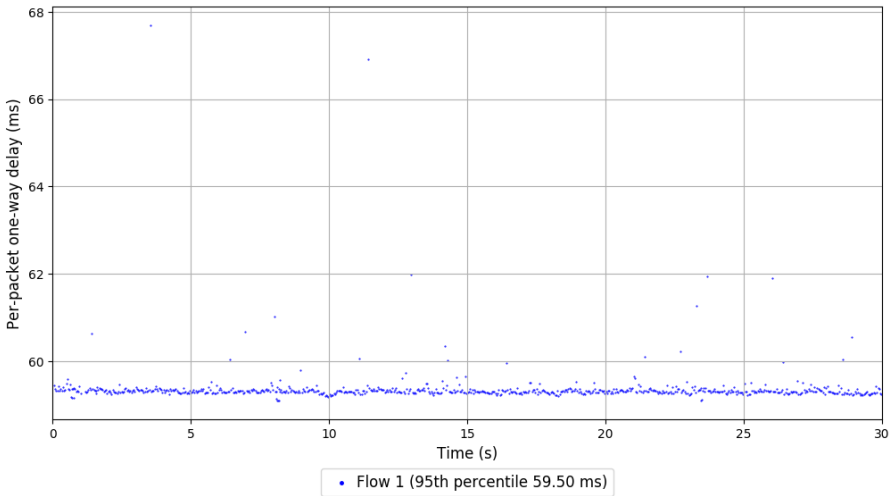

```
Run 2: Statistics of SCReAM

Start at: 2017-08-21 21:40:27
End at: 2017-08-21 21:40:57
Local clock offset: 0.147 ms
Remote clock offset: -3.261 ms

# Below is generated by plot.py at 2017-08-22 01:15:26
# Datalink statistics
-- Total of 1 flow:
Average throughput: 0.21 Mbit/s
95th percentile per-packet one-way delay: 59.334 ms
Loss rate: 0.00%
-- Flow 1:
Average throughput: 0.21 Mbit/s
95th percentile per-packet one-way delay: 59.334 ms
Loss rate: 0.00%
```

Run 2: Report of SCReAM — Data Link

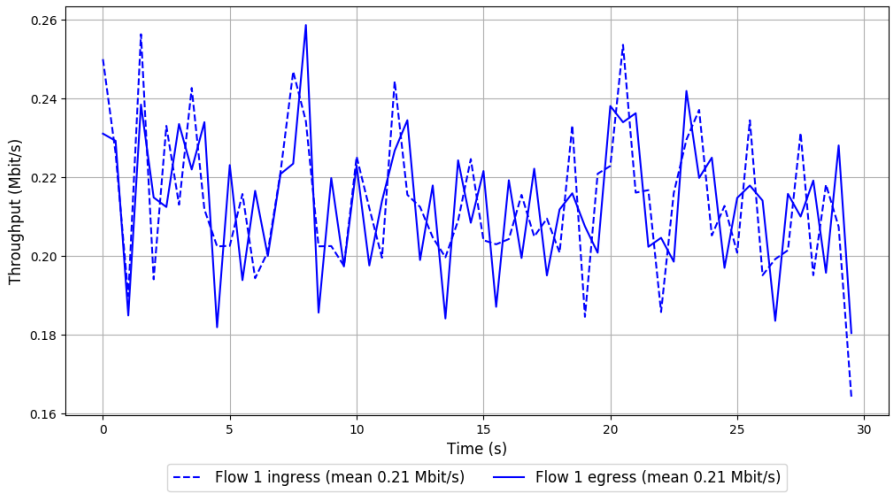

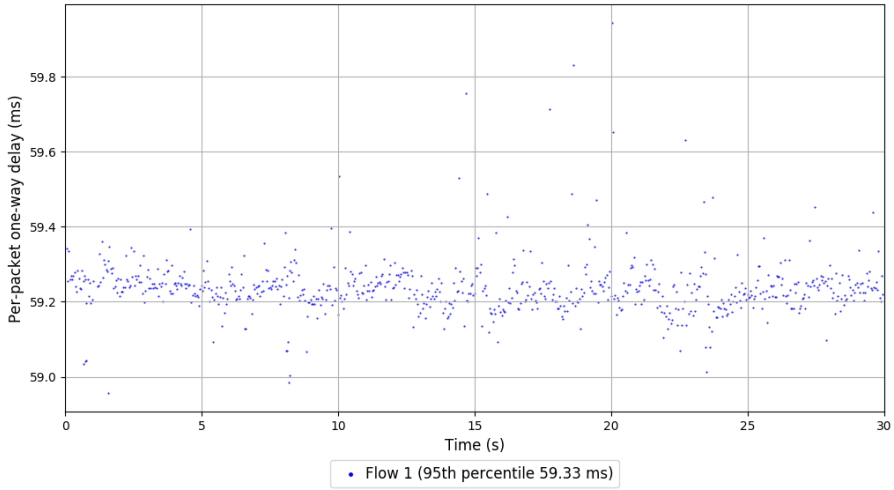

```
Run 3: Statistics of SCReAM

Start at: 2017-08-21 22:00:58
End at: 2017-08-21 22:01:28
Local clock offset: 0.286 ms
Remote clock offset: -5.623 ms

# Below is generated by plot.py at 2017-08-22 01:15:27
# Datalink statistics
-- Total of 1 flow:
Average throughput: 0.21 Mbit/s
95th percentile per-packet one-way delay: 57.272 ms
Loss rate: 0.00%
-- Flow 1:
Average throughput: 0.21 Mbit/s
95th percentile per-packet one-way delay: 57.272 ms
Loss rate: 0.00%
```

Run 3: Report of SCReAM — Data Link

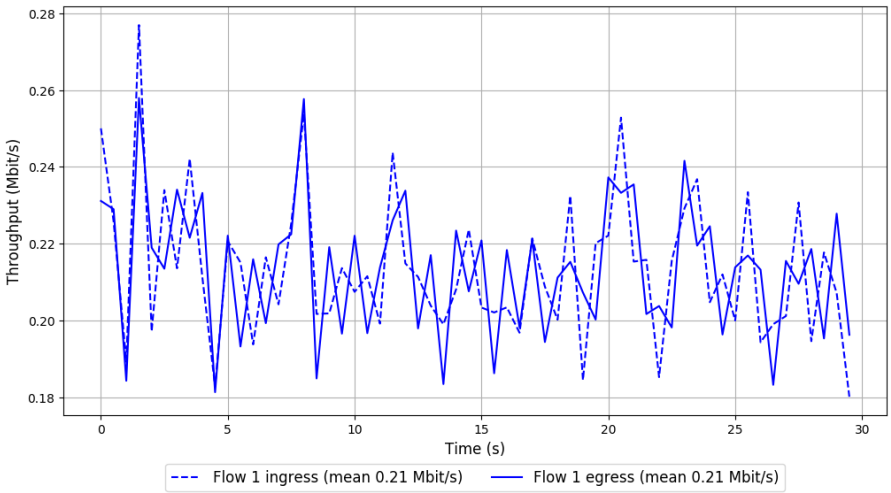

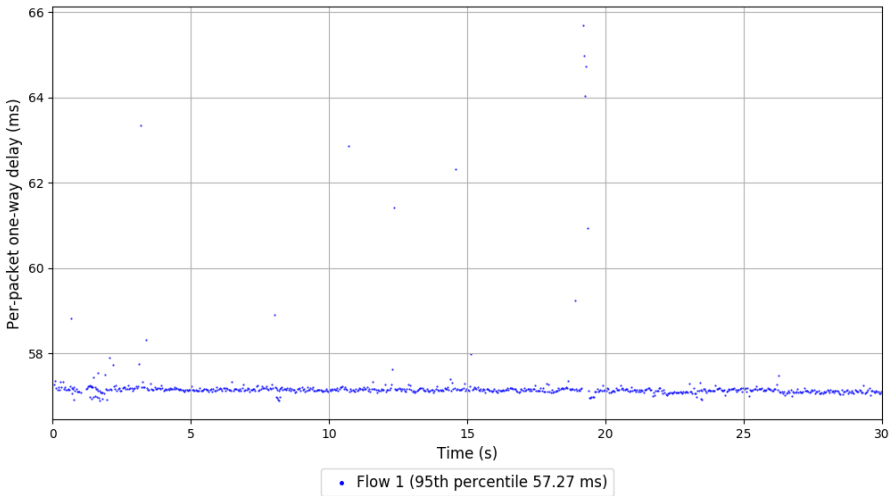

```
Run 4: Statistics of SCReAM

Start at: 2017-08-21 22:21:38
End at: 2017-08-21 22:22:08
Local clock offset: 0.266 ms
Remote clock offset: -5.988 ms

# Below is generated by plot.py at 2017-08-22 01:15:27
# Datalink statistics
-- Total of 1 flow:
Average throughput: 0.21 Mbit/s
95th percentile per-packet one-way delay: 57.367 ms
Loss rate: 0.00%
-- Flow 1:
Average throughput: 0.21 Mbit/s
95th percentile per-packet one-way delay: 57.367 ms
Loss rate: 0.00%
```

Run 4: Report of SCReAM — Data Link

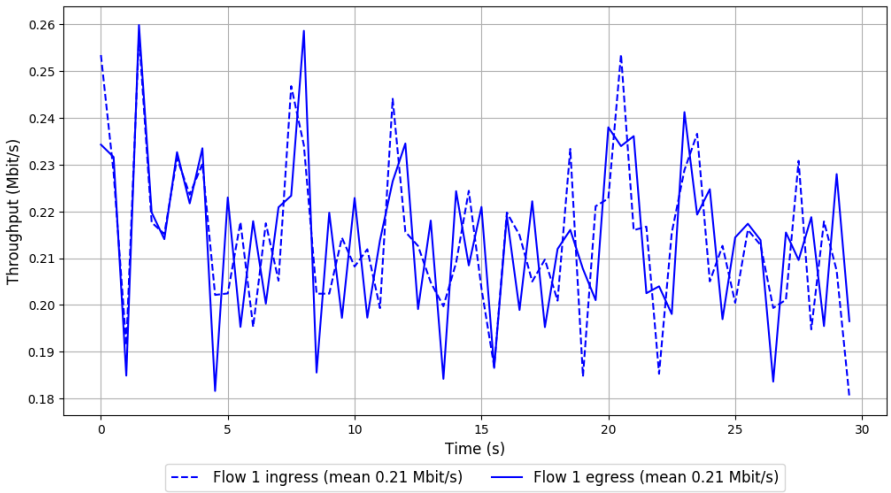

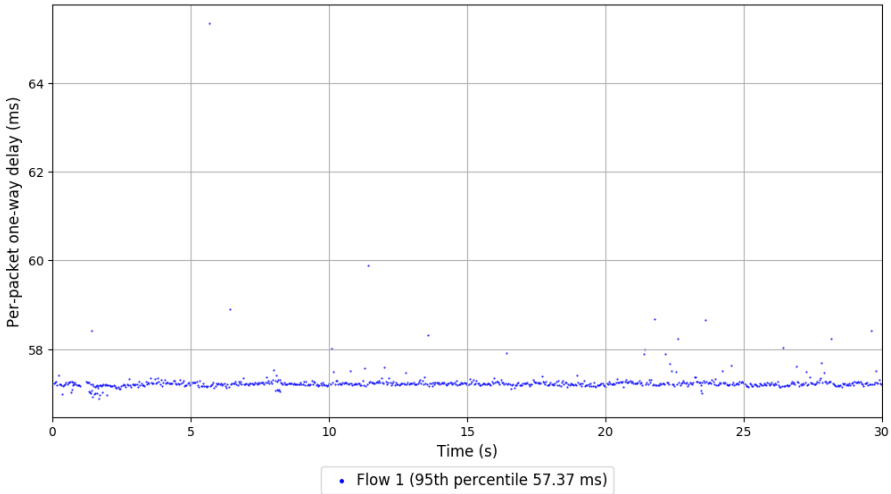

```
Run 5: Statistics of SCReAM

Start at: 2017-08-21 22:42:54
End at: 2017-08-21 22:43:24
Local clock offset: 0.269 ms
Remote clock offset: -6.411 ms

# Below is generated by plot.py at 2017-08-22 01:15:28
# Datalink statistics
-- Total of 1 flow:
Average throughput: 0.21 Mbit/s
95th percentile per-packet one-way delay: 57.381 ms
Loss rate: 0.00%
-- Flow 1:
Average throughput: 0.21 Mbit/s
95th percentile per-packet one-way delay: 57.381 ms
Loss rate: 0.00%
```

Run 5: Report of SCReAM — Data Link

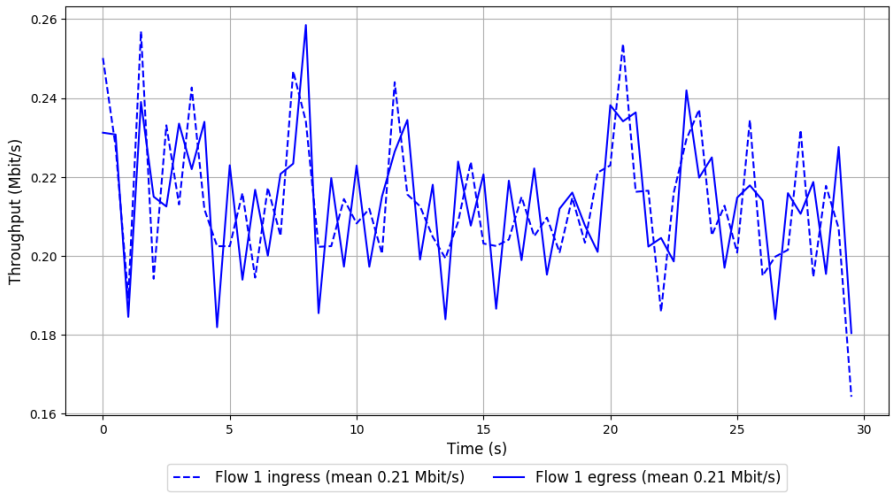

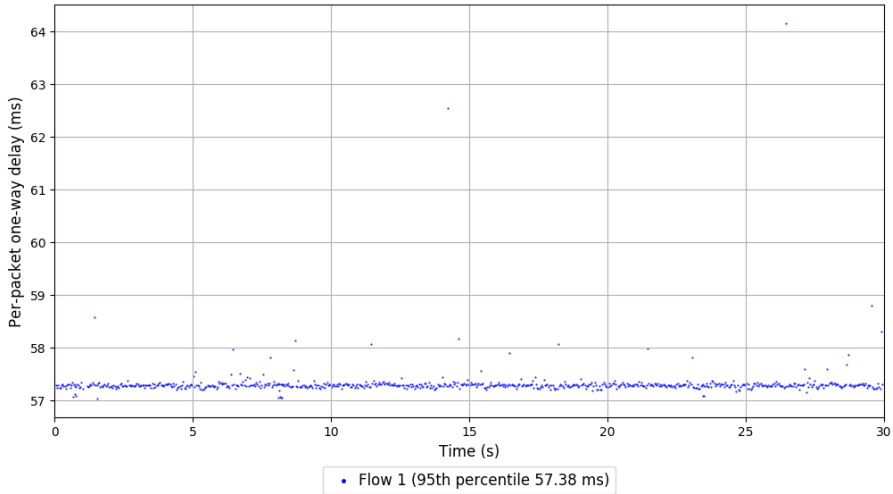

```
Run 6: Statistics of SCReAM

Start at: 2017-08-21 23:04:01
End at: 2017-08-21 23:04:31
Local clock offset: 0.415 ms
Remote clock offset: -4.821 ms

# Below is generated by plot.py at 2017-08-22 01:15:28
# Datalink statistics
-- Total of 1 flow:
Average throughput: 0.22 Mbit/s
95th percentile per-packet one-way delay: 57.843 ms
Loss rate: 0.00%
-- Flow 1:
Average throughput: 0.22 Mbit/s
95th percentile per-packet one-way delay: 57.843 ms
Loss rate: 0.00%
```

Run 6: Report of SCReAM — Data Link

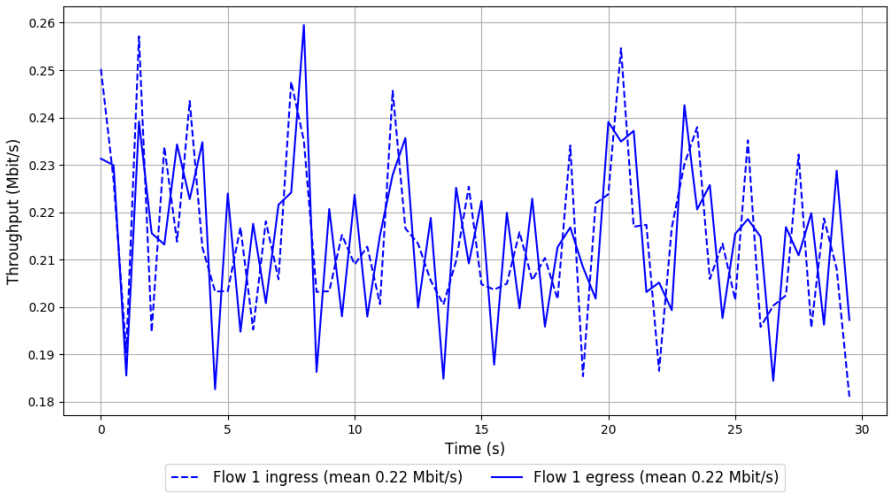

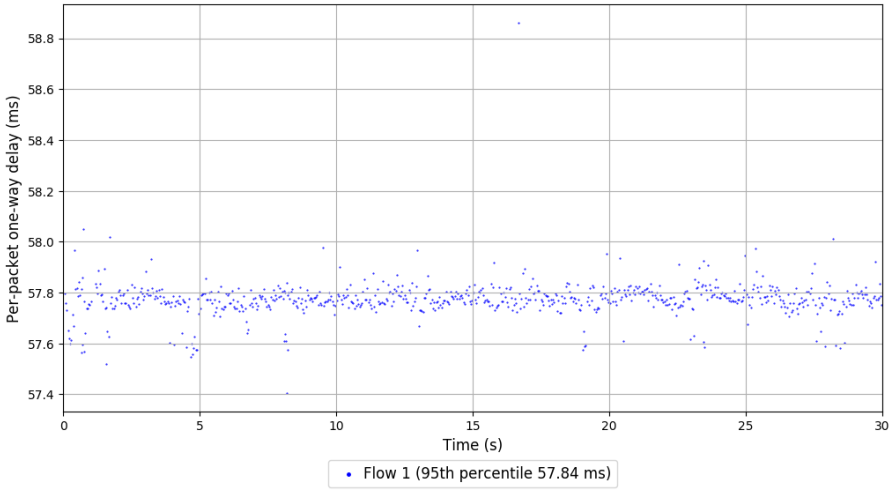

```
Run 7: Statistics of SCReAM

Start at: 2017-08-21 23:24:37
End at: 2017-08-21 23:25:07
Local clock offset: 0.451 ms
Remote clock offset: -7.008 ms

# Below is generated by plot.py at 2017-08-22 01:15:29
# Datalink statistics
-- Total of 1 flow:
Average throughput: 0.21 Mbit/s
95th percentile per-packet one-way delay: 57.512 ms
Loss rate: 0.00%
-- Flow 1:
Average throughput: 0.21 Mbit/s
95th percentile per-packet one-way delay: 57.512 ms
Loss rate: 0.00%
```

Run 7: Report of SCReAM — Data Link

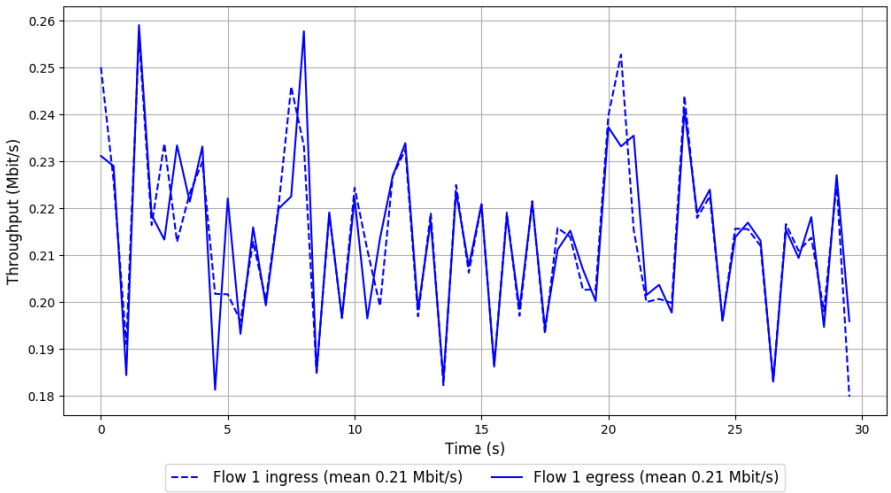

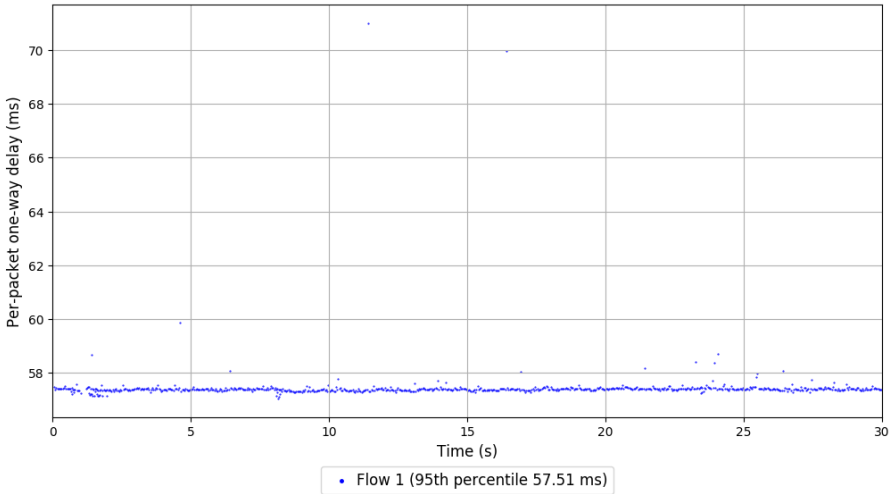

```
Run 8: Statistics of SCReAM

Start at: 2017-08-21 23:45:32
End at: 2017-08-21 23:46:02
Local clock offset: 0.553 ms
Remote clock offset: -6.827 ms

# Below is generated by plot.py at 2017-08-22 01:15:29
# Datalink statistics
-- Total of 1 flow:
Average throughput: 0.21 Mbit/s
95th percentile per-packet one-way delay: 57.211 ms
Loss rate: 0.00%
-- Flow 1:
Average throughput: 0.21 Mbit/s
95th percentile per-packet one-way delay: 57.211 ms
Loss rate: 0.00%
```

Run 8: Report of SCReAM — Data Link

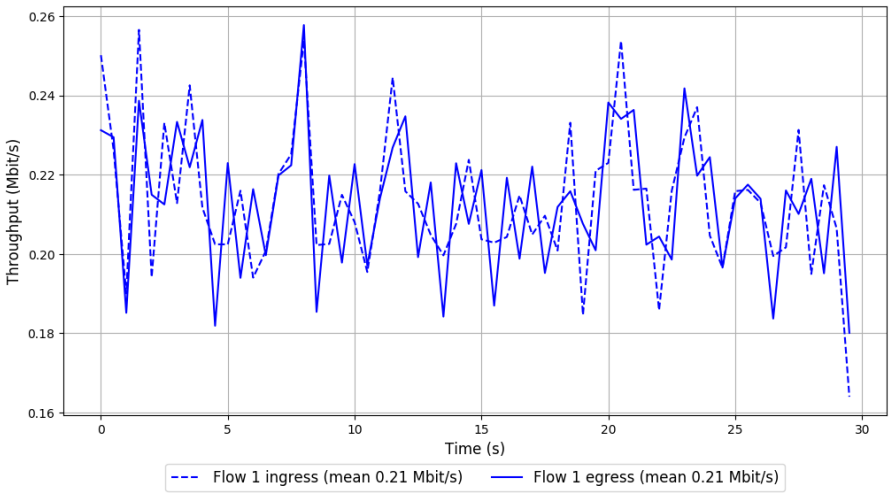

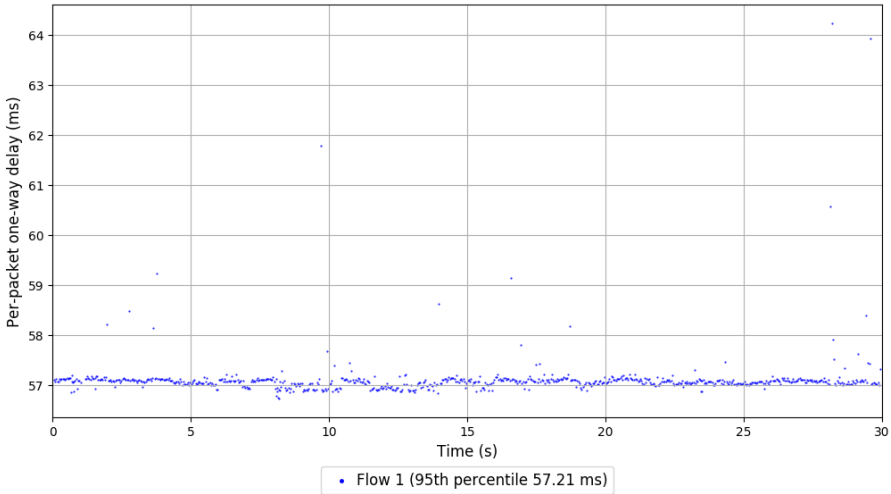

```
Run 9: Statistics of SCReAM

Start at: 2017-08-22 00:05:59
End at: 2017-08-22 00:06:29
Local clock offset: 0.574 ms
Remote clock offset: -6.783 ms

# Below is generated by plot.py at 2017-08-22 01:15:30
# Datalink statistics
-- Total of 1 flow:
Average throughput: 0.21 Mbit/s
95th percentile per-packet one-way delay: 57.522 ms
Loss rate: 0.00%
-- Flow 1:
Average throughput: 0.21 Mbit/s
95th percentile per-packet one-way delay: 57.522 ms
Loss rate: 0.00%
```

Run 9: Report of SCReAM — Data Link

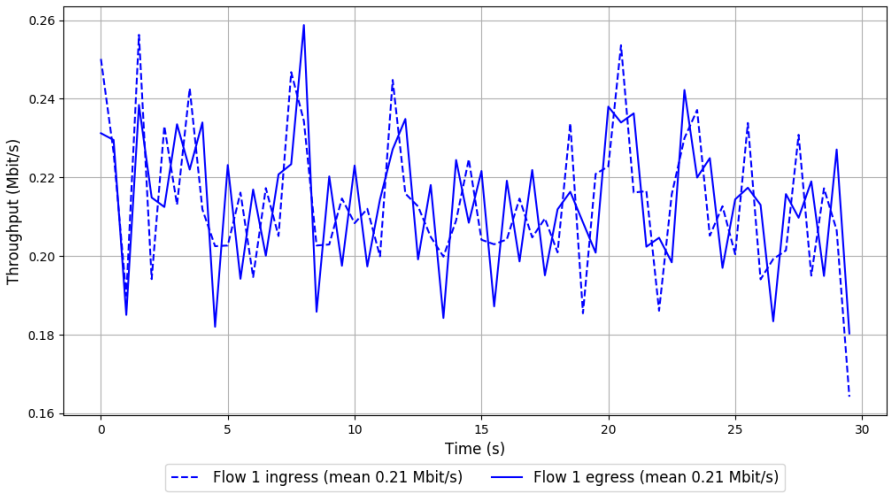

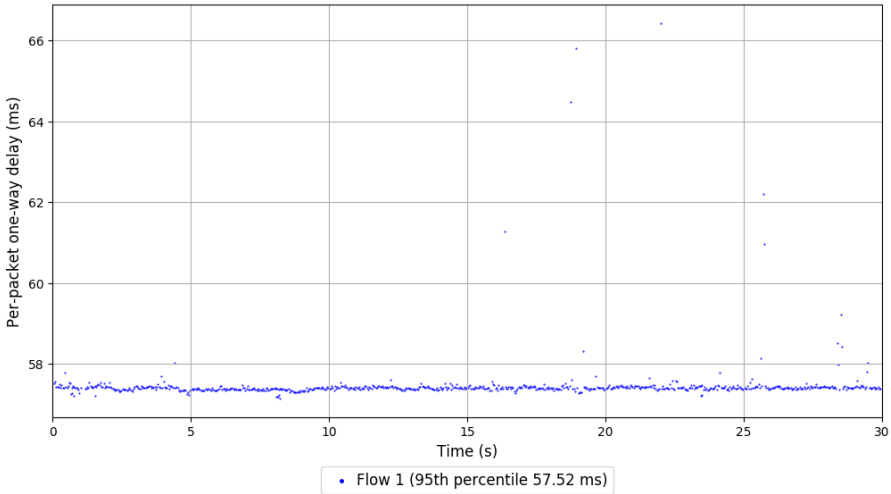

```
Run 10: Statistics of SCReAM

Start at: 2017-08-22 00:26:30
End at: 2017-08-22 00:27:00
Local clock offset: 0.822 ms
Remote clock offset: -6.783 ms

# Below is generated by plot.py at 2017-08-22 01:15:30
# Datalink statistics
-- Total of 1 flow:
Average throughput: 0.12 Mbit/s
95th percentile per-packet one-way delay: 57.394 ms
Loss rate: 0.21%
-- Flow 1:
Average throughput: 0.12 Mbit/s
95th percentile per-packet one-way delay: 57.394 ms
Loss rate: 0.21%
```

Run 10: Report of SCReAM — Data Link

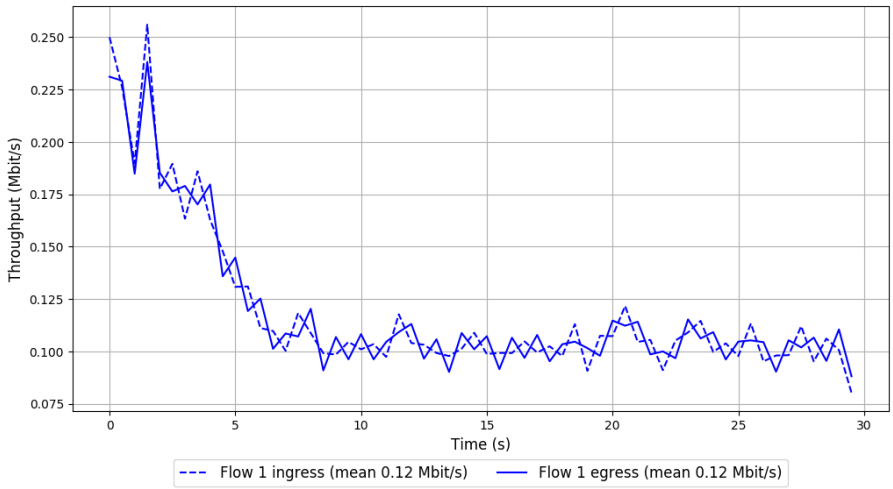

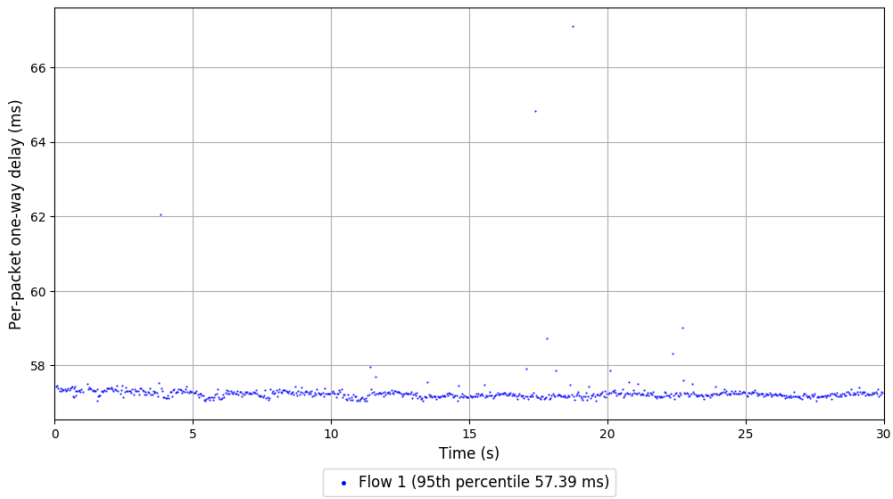

```
Run 1: Statistics of Sprout

Start at: 2017-08-21 21:21:23
End at: 2017-08-21 21:21:54
Local clock offset: 0.096 ms
Remote clock offset: -5.53 ms

# Below is generated by plot.py at 2017-08-22 01:15:31
# Datalink statistics
-- Total of 1 flow:
Average throughput: 7.47 Mbit/s
95th percentile per-packet one-way delay: 64.363 ms
Loss rate: 0.46%
-- Flow 1:
Average throughput: 7.47 Mbit/s
95th percentile per-packet one-way delay: 64.363 ms
Loss rate: 0.46%
```

Run 1: Report of Sprout — Data Link

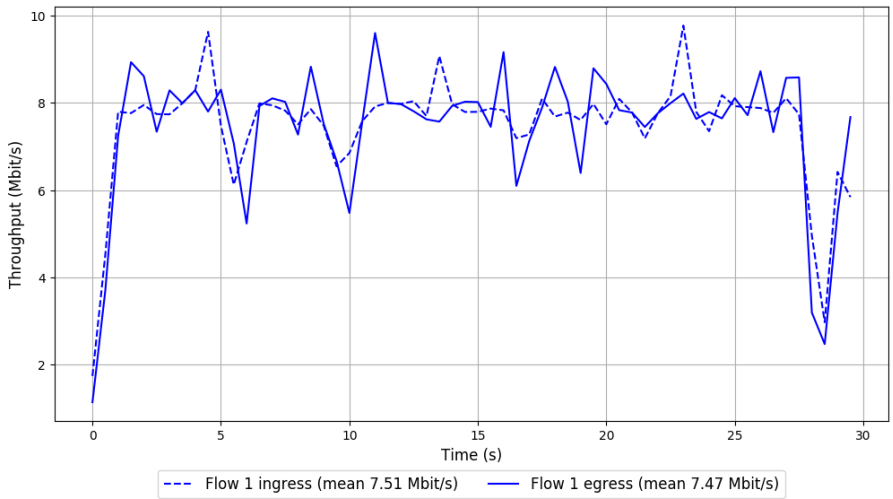

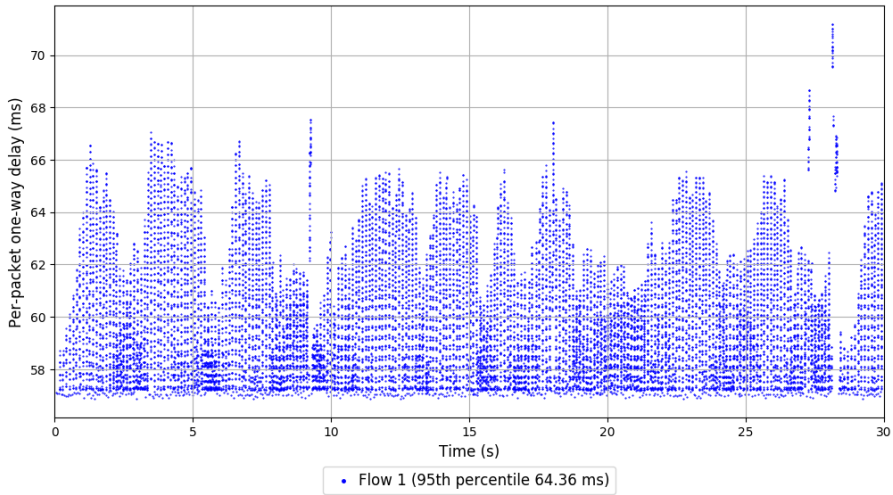

```
Run 2: Statistics of Sprout

Start at: 2017-08-21 21:41:44
End at: 2017-08-21 21:42:14
Local clock offset: 0.26 ms
Remote clock offset: -3.298 ms

# Below is generated by plot.py at 2017-08-22 01:15:32
# Datalink statistics
-- Total of 1 flow:
Average throughput: 7.66 Mbit/s
95th percentile per-packet one-way delay: 65.987 ms
Loss rate: 0.00%
-- Flow 1:
Average throughput: 7.66 Mbit/s
95th percentile per-packet one-way delay: 65.987 ms
Loss rate: 0.00%
```

Run 2: Report of Sprout — Data Link

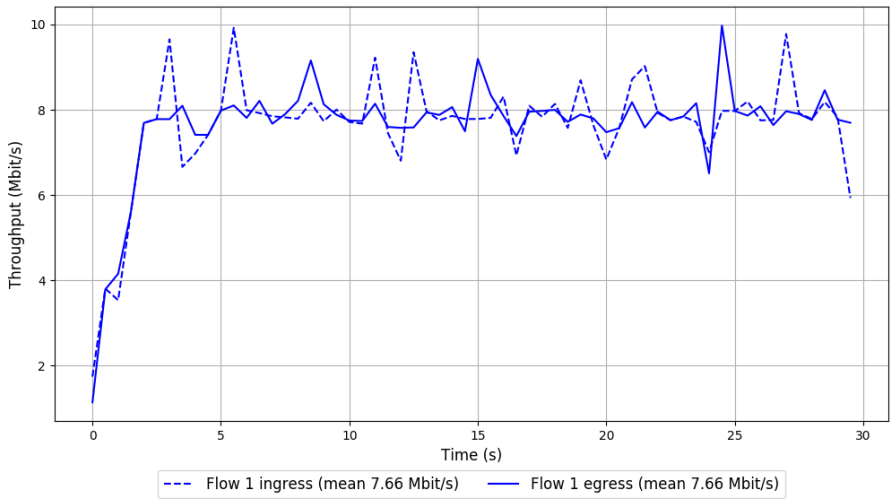

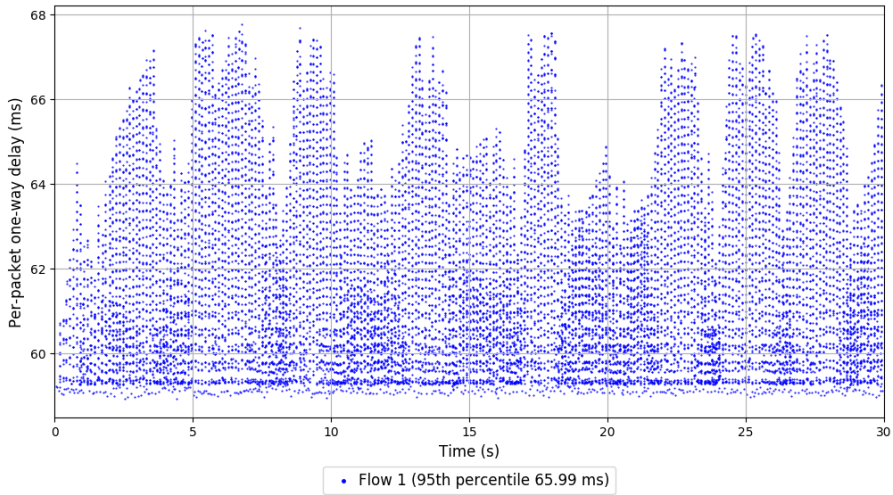

```
Run 3: Statistics of Sprout

Start at: 2017-08-21 22:02:15
End at: 2017-08-21 22:02:45
Local clock offset: 0.301 ms
Remote clock offset: -5.502 ms

# Below is generated by plot.py at 2017-08-22 01:15:34
# Datalink statistics
-- Total of 1 flow:
Average throughput: 7.70 Mbit/s
95th percentile per-packet one-way delay: 64.035 ms
Loss rate: 0.00%
-- Flow 1:
Average throughput: 7.70 Mbit/s
95th percentile per-packet one-way delay: 64.035 ms
Loss rate: 0.00%
```

Run 3: Report of Sprout — Data Link

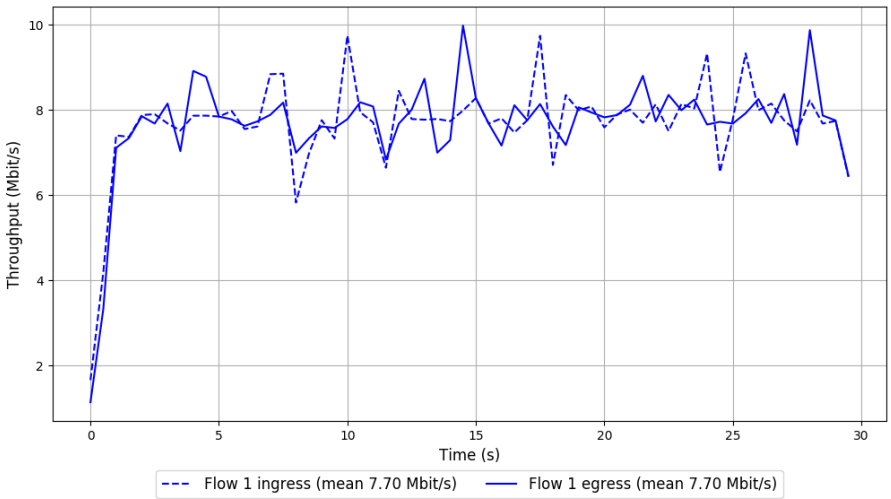

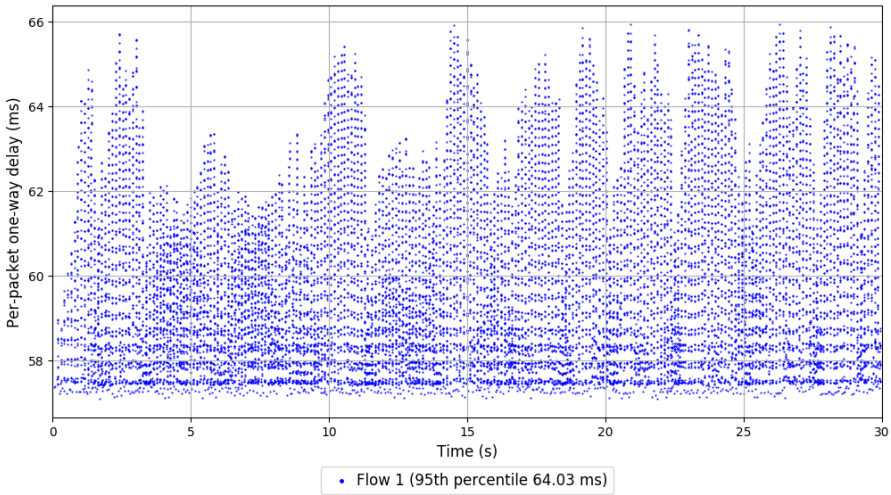

```
Run 4: Statistics of Sprout

Start at: 2017-08-21 22:22:55
End at: 2017-08-21 22:23:25
Local clock offset: 0.348 ms
Remote clock offset: -3.504 ms

# Below is generated by plot.py at 2017-08-22 01:15:34
# Datalink statistics
-- Total of 1 flow:
Average throughput: 7.60 Mbit/s
95th percentile per-packet one-way delay: 66.277 ms
Loss rate: 0.00%
-- Flow 1:
Average throughput: 7.60 Mbit/s
95th percentile per-packet one-way delay: 66.277 ms
Loss rate: 0.00%
```

Run 4: Report of Sprout — Data Link

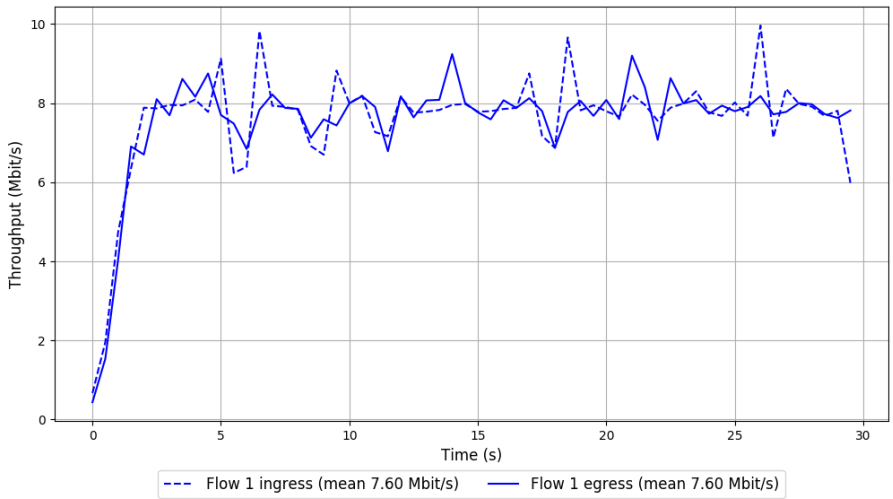

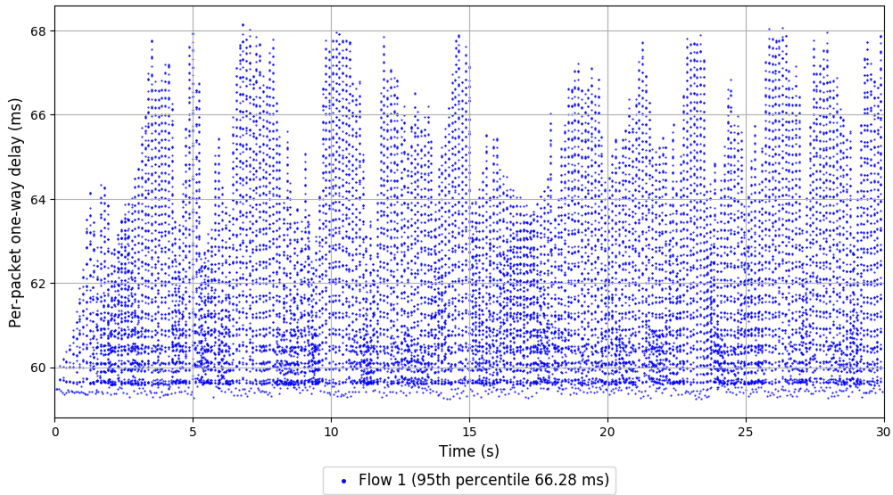

```
Run 5: Statistics of Sprout

Start at: 2017-08-21 22:44:11
End at: 2017-08-21 22:44:41
Local clock offset: 0.267 ms
Remote clock offset: -4.397 ms

# Below is generated by plot.py at 2017-08-22 01:15:35
# Datalink statistics
-- Total of 1 flow:
Average throughput: 7.51 Mbit/s
95th percentile per-packet one-way delay: 65.800 ms
Loss rate: 0.00%
-- Flow 1:
Average throughput: 7.51 Mbit/s
95th percentile per-packet one-way delay: 65.800 ms
Loss rate: 0.00%
```

Run 5: Report of Sprout — Data Link

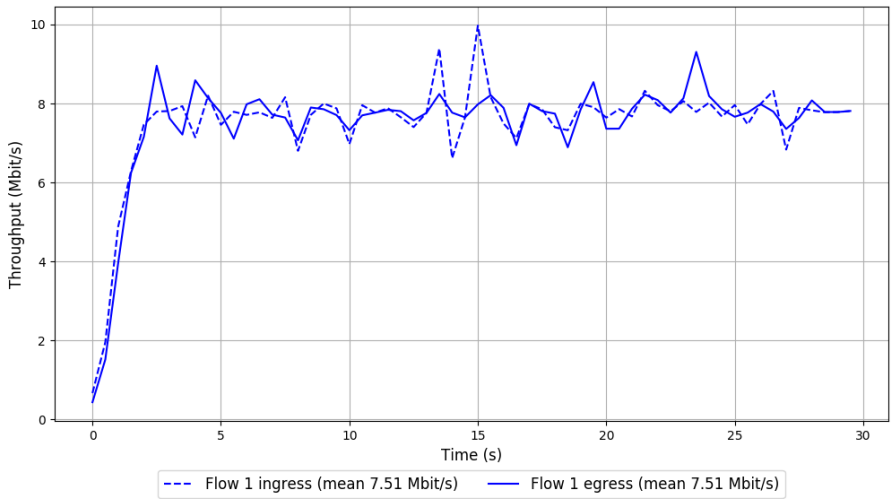

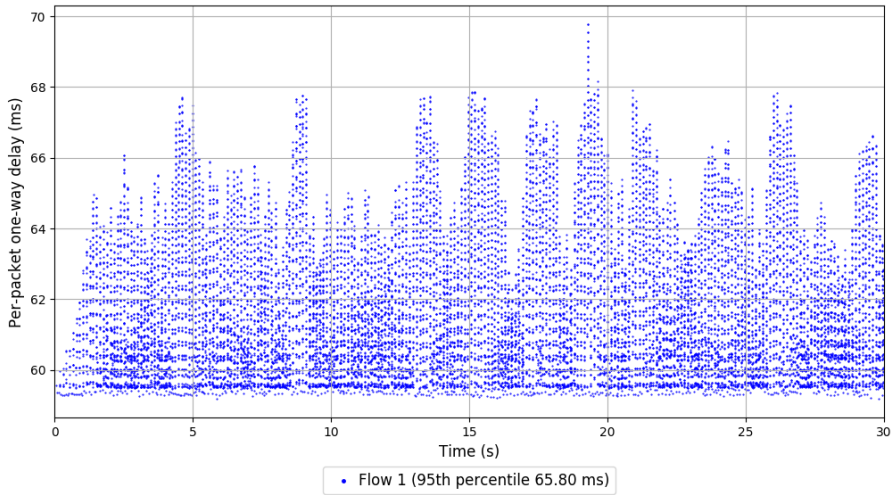

```
Run 6: Statistics of Sprout

Start at: 2017-08-21 23:05:19
End at: 2017-08-21 23:05:49
Local clock offset: 0.336 ms
Remote clock offset: -6.878 ms

# Below is generated by plot.py at 2017-08-22 01:15:36
# Datalink statistics
-- Total of 1 flow:
Average throughput: 7.77 Mbit/s
95th percentile per-packet one-way delay: 64.882 ms
Loss rate: 0.00%
-- Flow 1:
Average throughput: 7.77 Mbit/s
95th percentile per-packet one-way delay: 64.882 ms
Loss rate: 0.00%
```

Run 6: Report of Sprout — Data Link

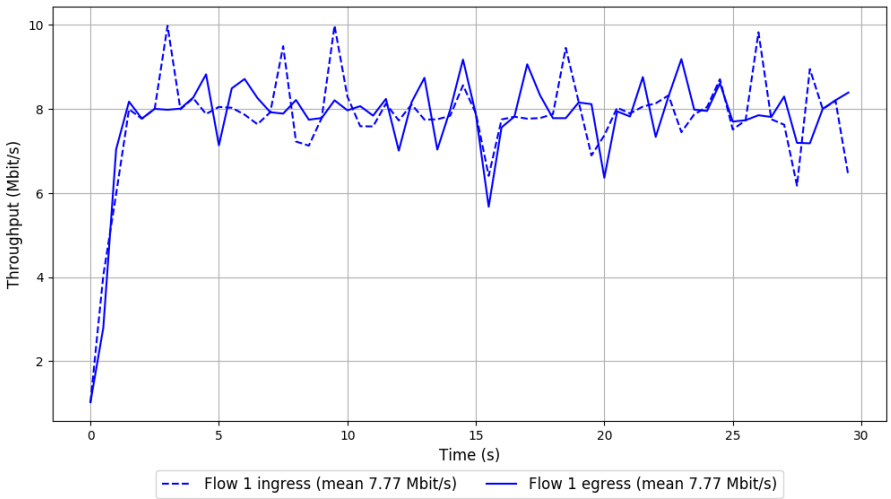

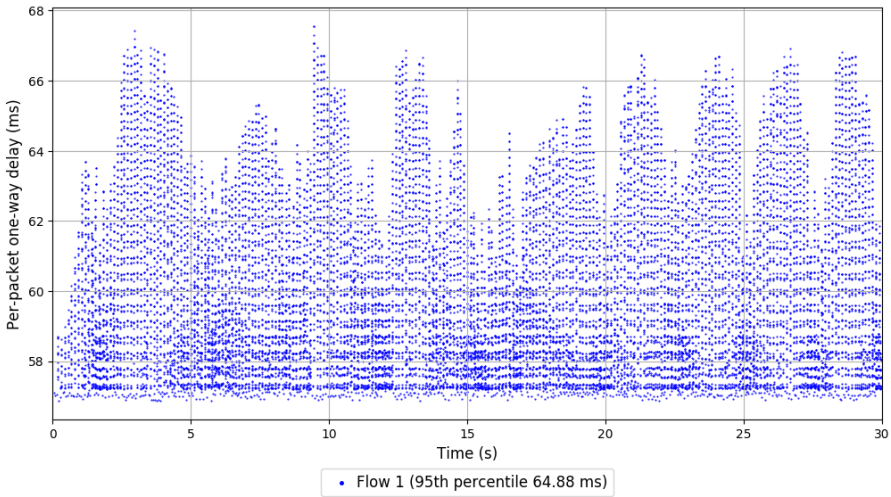

```
Run 7: Statistics of Sprout

Start at: 2017-08-21 23:25:55
End at: 2017-08-21 23:26:25
Local clock offset: 0.417 ms
Remote clock offset: -5.04 ms

# Below is generated by plot.py at 2017-08-22 01:15:37
# Datalink statistics
-- Total of 1 flow:
Average throughput: 7.82 Mbit/s
95th percentile per-packet one-way delay: 66.379 ms
Loss rate: 0.00%
-- Flow 1:
Average throughput: 7.82 Mbit/s
95th percentile per-packet one-way delay: 66.379 ms
Loss rate: 0.00%
```

Run 7: Report of Sprout — Data Link

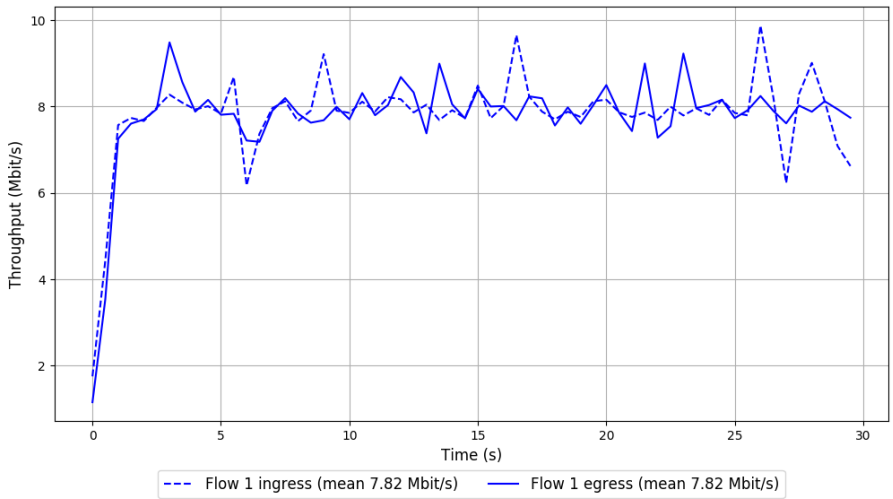

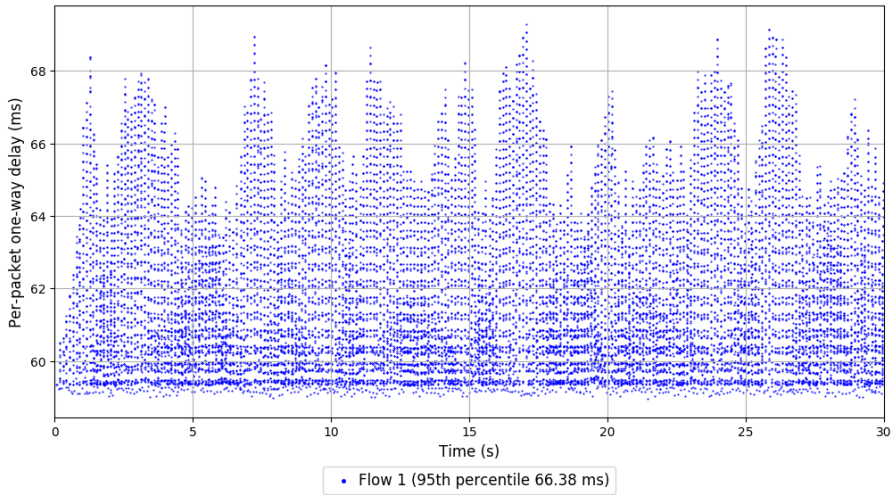

```
Run 8: Statistics of Sprout

Start at: 2017-08-21 23:46:49
End at: 2017-08-21 23:47:19
Local clock offset: 0.468 ms
Remote clock offset: -4.824 ms

# Below is generated by plot.py at 2017-08-22 01:15:39
# Datalink statistics
-- Total of 1 flow:
Average throughput: 7.64 Mbit/s
95th percentile per-packet one-way delay: 66.215 ms
Loss rate: 0.00%
-- Flow 1:
Average throughput: 7.64 Mbit/s
95th percentile per-packet one-way delay: 66.215 ms
Loss rate: 0.00%
```

Run 8: Report of Sprout — Data Link

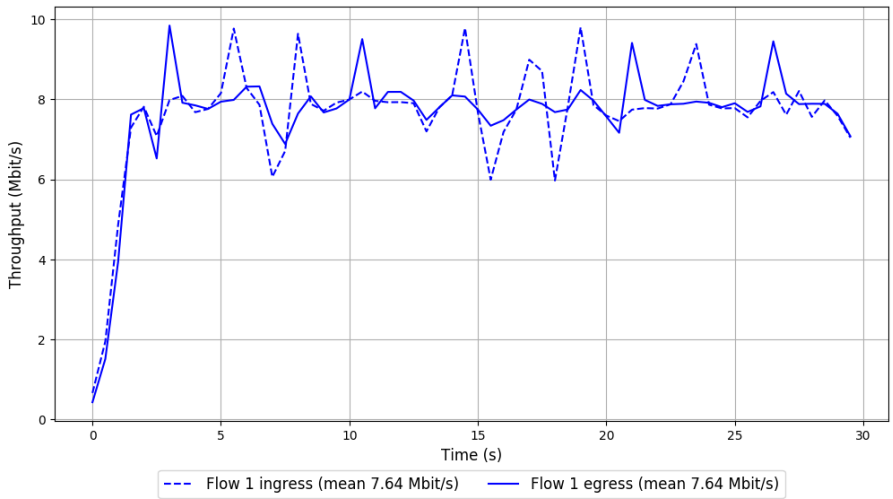

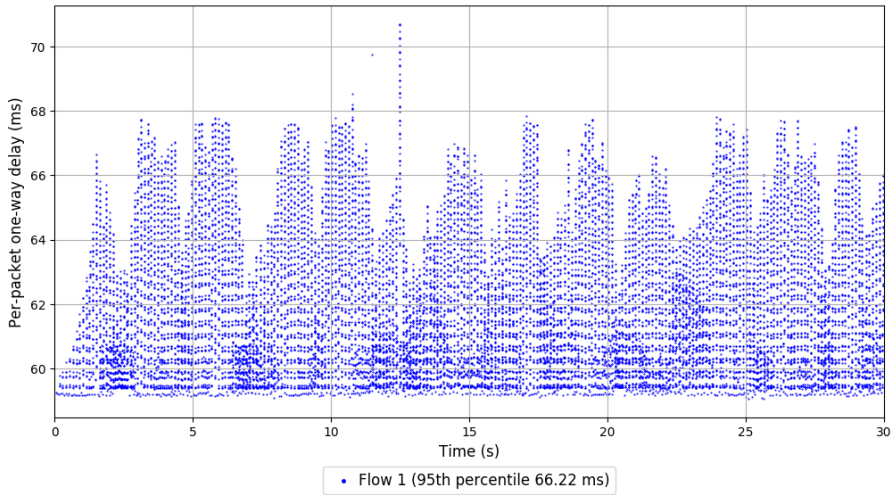

```
Run 9: Statistics of Sprout

Start at: 2017-08-22 00:07:16
End at: 2017-08-22 00:07:46
Local clock offset: 0.579 ms
Remote clock offset: -6.713 ms
```

Run 9: Report of Sprout — Data Link

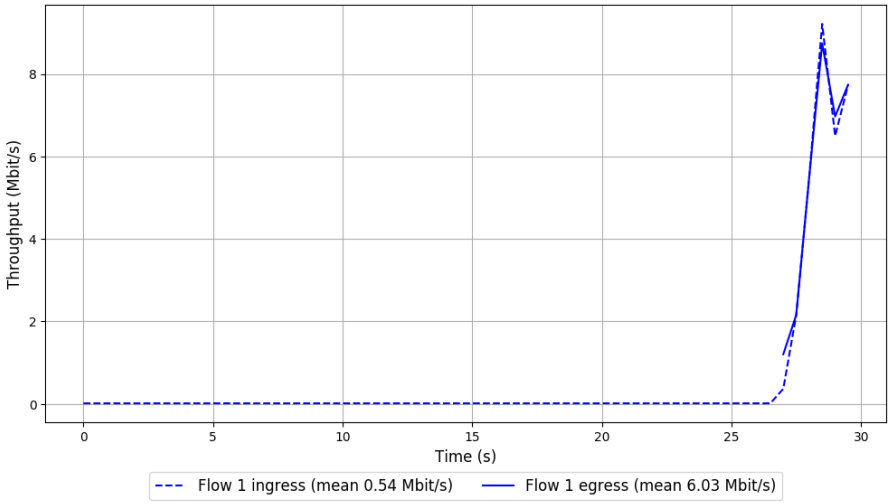

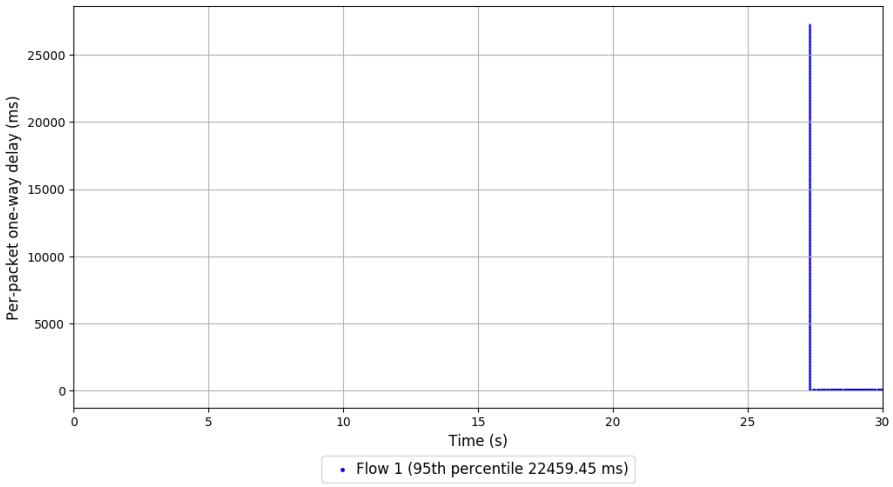

```
Run 10: Statistics of Sprout

Start at: 2017-08-22 00:27:47
End at: 2017-08-22 00:28:18
Local clock offset: 0.813 ms
Remote clock offset: -4.267 ms
```

Run 10: Report of Sprout — Data Link

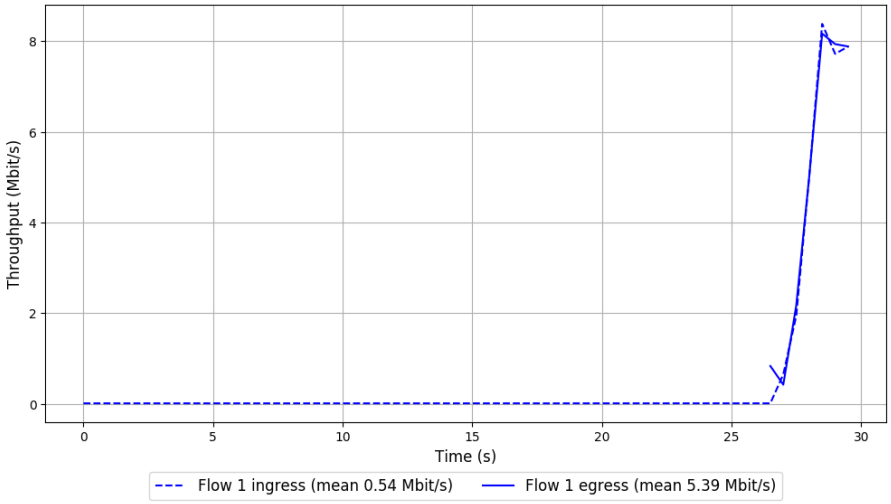

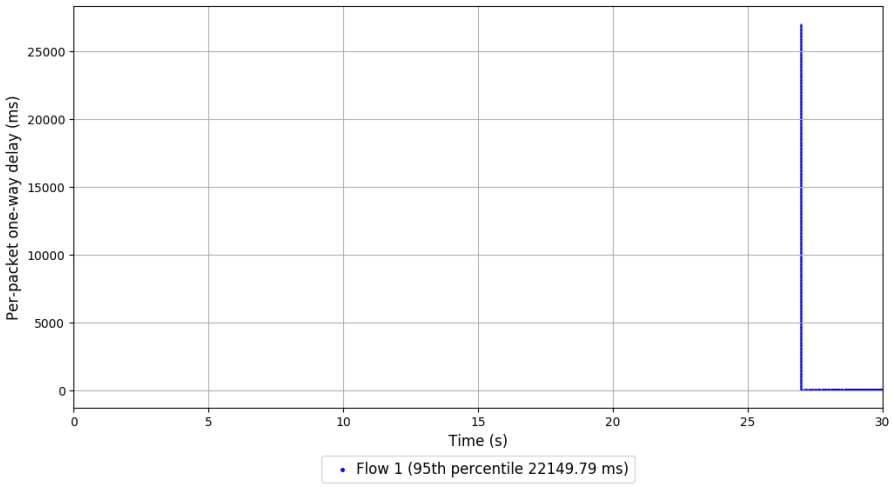

```
Run 1: Statistics of TaoVA-100x

Start at: 2017-08-21 21:10:13
End at: 2017-08-21 21:10:43
Local clock offset: -0.003 ms
Remote clock offset: -3.461 ms

# Below is generated by plot.py at 2017-08-22 01:15:59
# Datalink statistics
-- Total of 1 flow:
Average throughput: 80.63 Mbit/s
95th percentile per-packet one-way delay: 81.425 ms
Loss rate: 0.02%
-- Flow 1:
Average throughput: 80.63 Mbit/s
95th percentile per-packet one-way delay: 81.425 ms
Loss rate: 0.02%
```

Run 1: Report of TaoVA-100x — Data Link

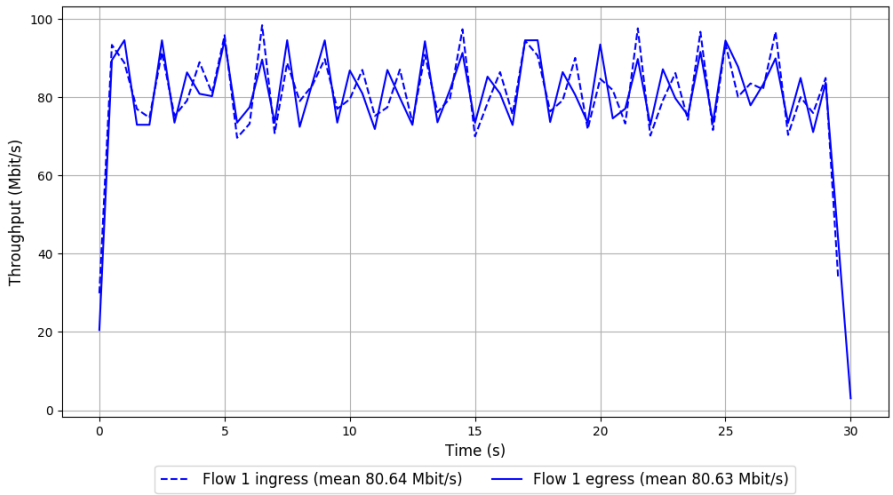

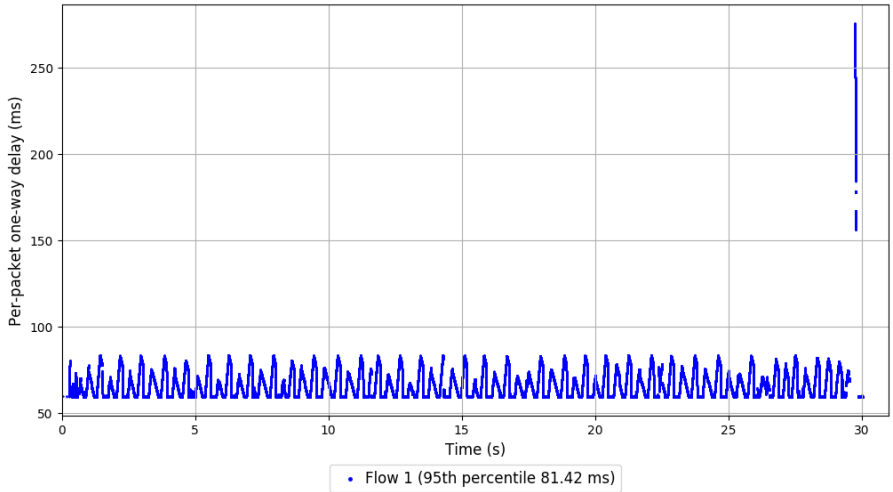

```
Run 2: Statistics of TaoVA-100x

Start at: 2017-08-21 21:30:49
End at: 2017-08-21 21:31:19
Local clock offset: 0.075 ms
Remote clock offset: -5.334 ms

# Below is generated by plot.py at 2017-08-22 01:15:59
# Datalink statistics
-- Total of 1 flow:
Average throughput: 81.26 Mbit/s
95th percentile per-packet one-way delay: 76.877 ms
Loss rate: 0.10%
-- Flow 1:
Average throughput: 81.26 Mbit/s
95th percentile per-packet one-way delay: 76.877 ms
Loss rate: 0.10%
```

Run 2: Report of TaoVA-100x — Data Link

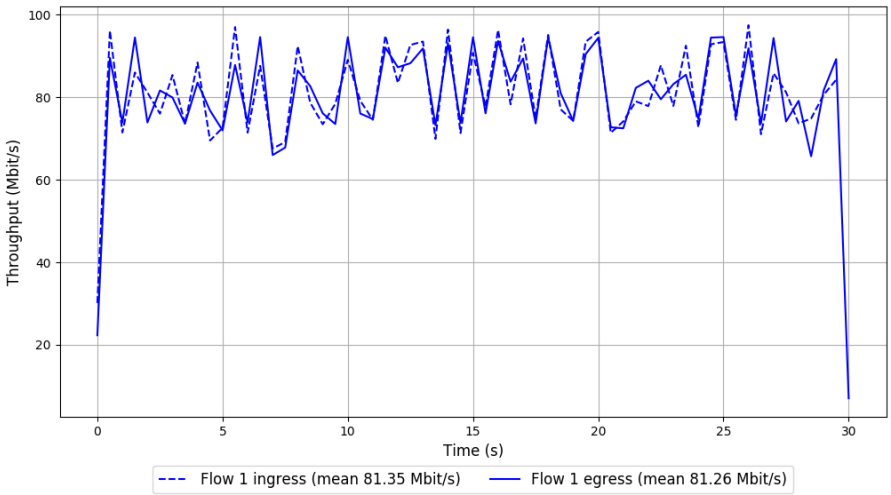

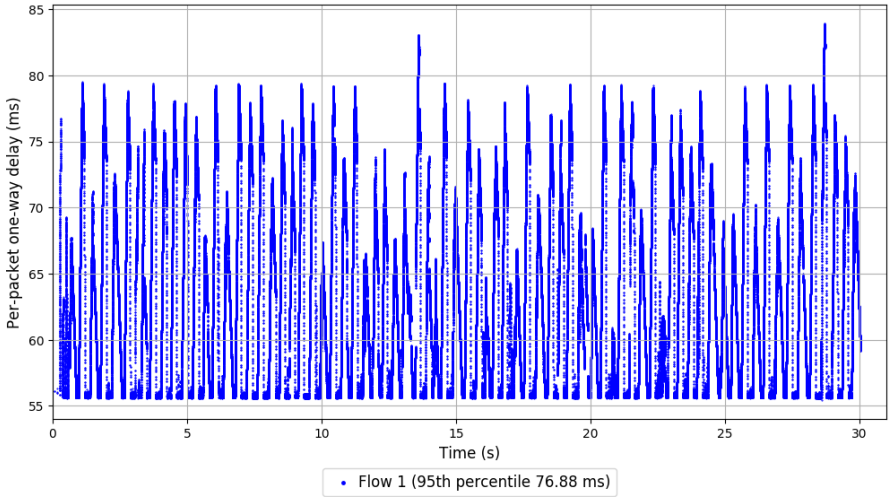

```
Run 3: Statistics of TaoVA-100x

Start at: 2017-08-21 21:51:13
End at: 2017-08-21 21:51:43
Local clock offset: 0.234 ms
Remote clock offset: -3.346 ms

# Below is generated by plot.py at 2017-08-22 01:16:19
# Datalink statistics
-- Total of 1 flow:
Average throughput: 82.51 Mbit/s
95th percentile per-packet one-way delay: 81.132 ms
Loss rate: 0.04%
-- Flow 1:
Average throughput: 82.51 Mbit/s
95th percentile per-packet one-way delay: 81.132 ms
Loss rate: 0.04%
```

Run 3: Report of TaoVA-100x — Data Link

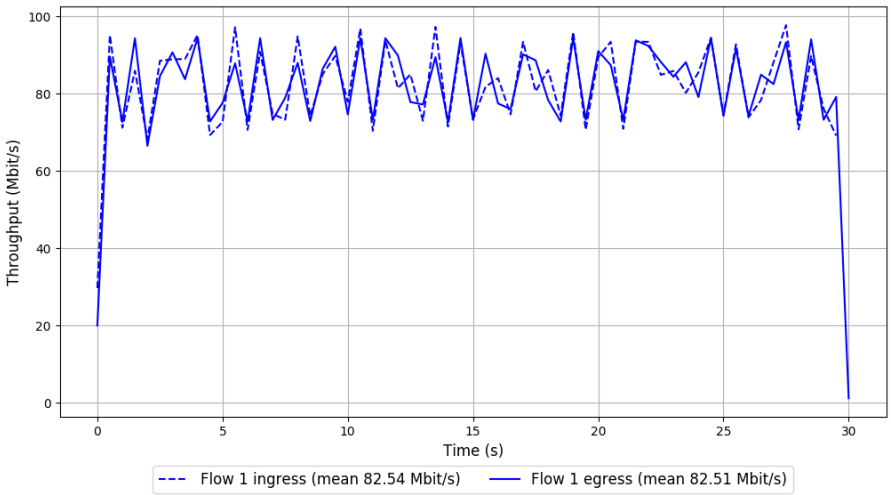

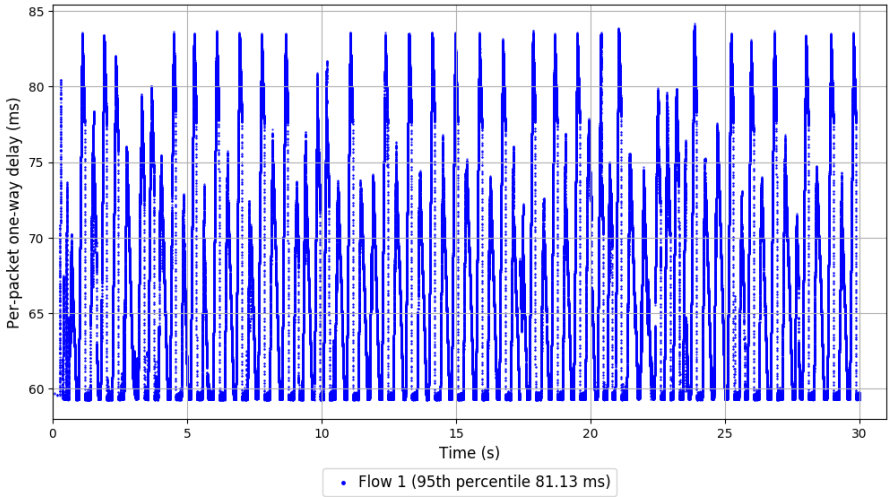

```
Run 4: Statistics of TaoVA-100x

Start at: 2017-08-21 22:12:00
End at: 2017-08-21 22:12:30
Local clock offset: 0.265 ms
Remote clock offset: -5.727 ms

# Below is generated by plot.py at 2017-08-22 01:16:19
# Datalink statistics
-- Total of 1 flow:
Average throughput: 82.58 Mbit/s
95th percentile per-packet one-way delay: 79.239 ms
Loss rate: 0.11%
-- Flow 1:
Average throughput: 82.58 Mbit/s
95th percentile per-packet one-way delay: 79.239 ms
Loss rate: 0.11%
```

Run 4: Report of TaoVA-100x — Data Link

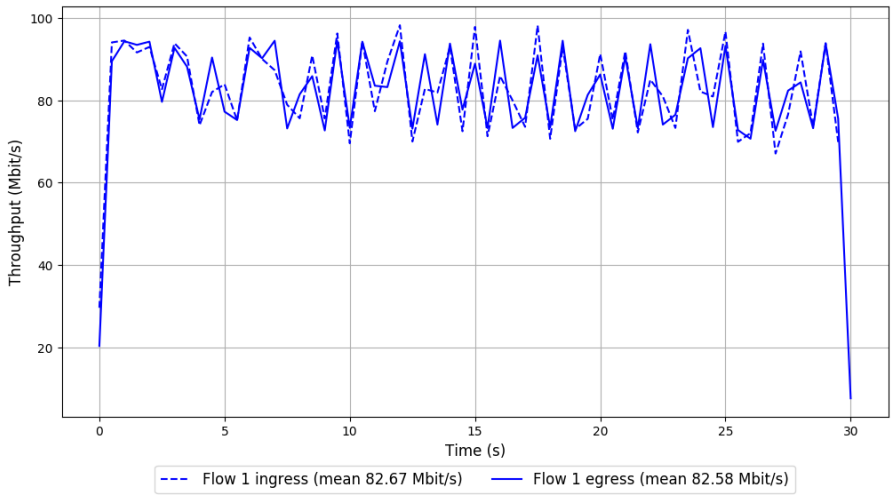

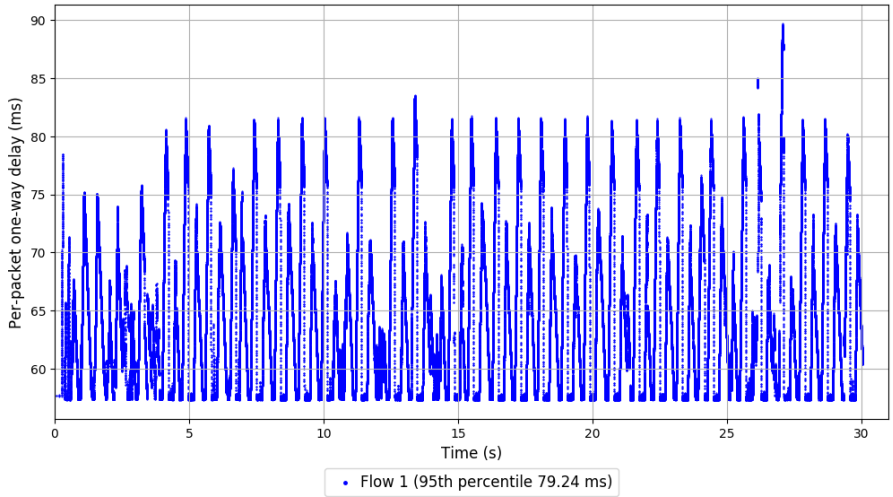

```
Run 5: Statistics of TaoVA-100x

Start at: 2017-08-21 22:32:35
End at: 2017-08-21 22:33:05
Local clock offset: 0.223 ms
Remote clock offset: -6.344 ms

# Below is generated by plot.py at 2017-08-22 01:16:38
# Datalink statistics
-- Total of 1 flow:
Average throughput: 80.76 Mbit/s
95th percentile per-packet one-way delay: 78.467 ms
Loss rate: 0.03%
-- Flow 1:
Average throughput: 80.76 Mbit/s
95th percentile per-packet one-way delay: 78.467 ms
Loss rate: 0.03%
```

Run 5: Report of TaoVA-100x — Data Link

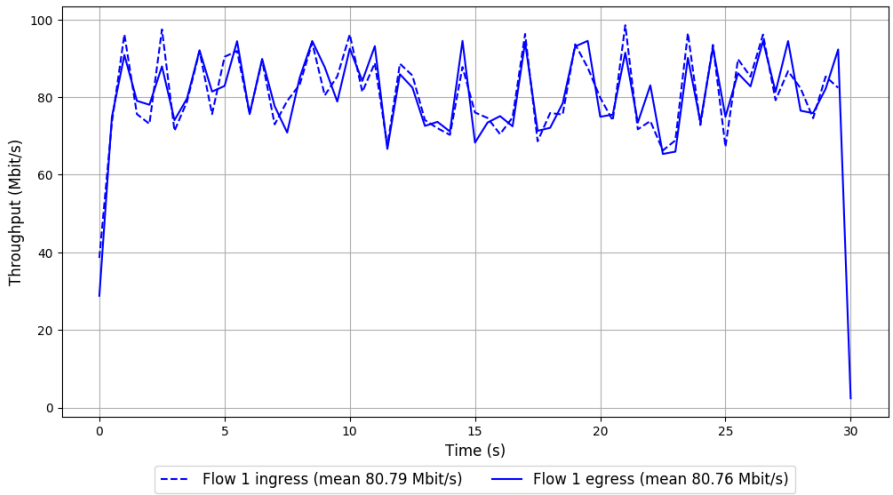

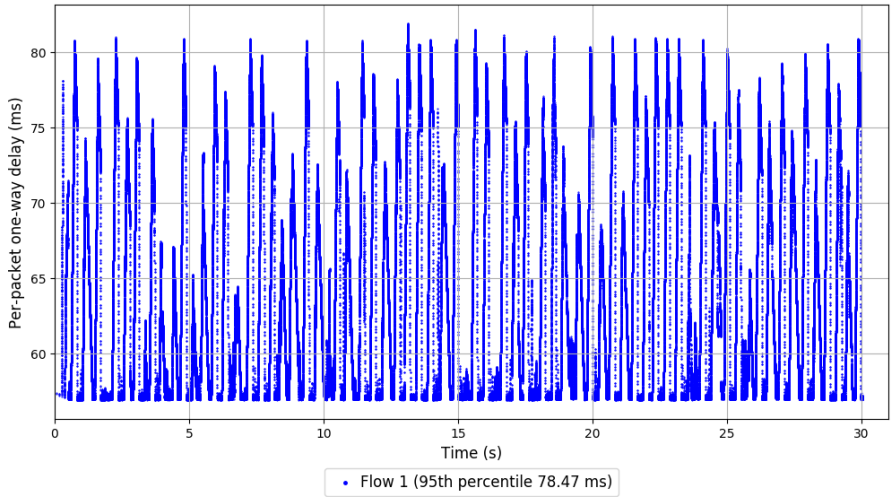

```
Run 6: Statistics of TaoVA-100x

Start at: 2017-08-21 22:53:54
End at: 2017-08-21 22:54:24
Local clock offset: 0.312 ms
Remote clock offset: -4.592 ms

# Below is generated by plot.py at 2017-08-22 01:16:39
# Datalink statistics
-- Total of 1 flow:
Average throughput: 81.36 Mbit/s
95th percentile per-packet one-way delay: 80.912 ms
Loss rate: 0.07%
-- Flow 1:
Average throughput: 81.36 Mbit/s
95th percentile per-packet one-way delay: 80.912 ms
Loss rate: 0.07%
```

Run 6: Report of TaoVA-100x — Data Link

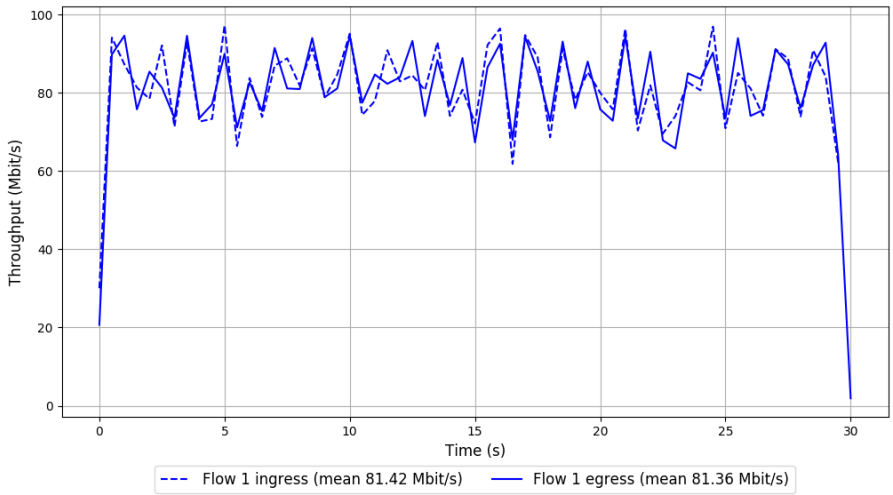

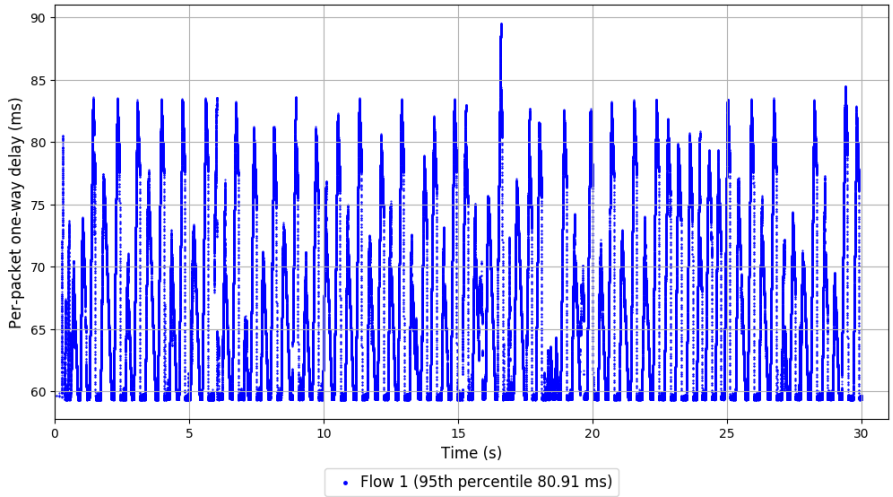

```
Run 7: Statistics of TaoVA-100x

Start at: 2017-08-21 23:15:02
End at: 2017-08-21 23:15:32
Local clock offset: 0.346 ms
Remote clock offset: -5.061 ms

# Below is generated by plot.py at 2017-08-22 01:16:58
# Datalink statistics
-- Total of 1 flow:
Average throughput: 80.73 Mbit/s
95th percentile per-packet one-way delay: 80.489 ms
Loss rate: 0.05%
-- Flow 1:
Average throughput: 80.73 Mbit/s
95th percentile per-packet one-way delay: 80.489 ms
Loss rate: 0.05%
```

Run 7: Report of TaoVA-100x — Data Link

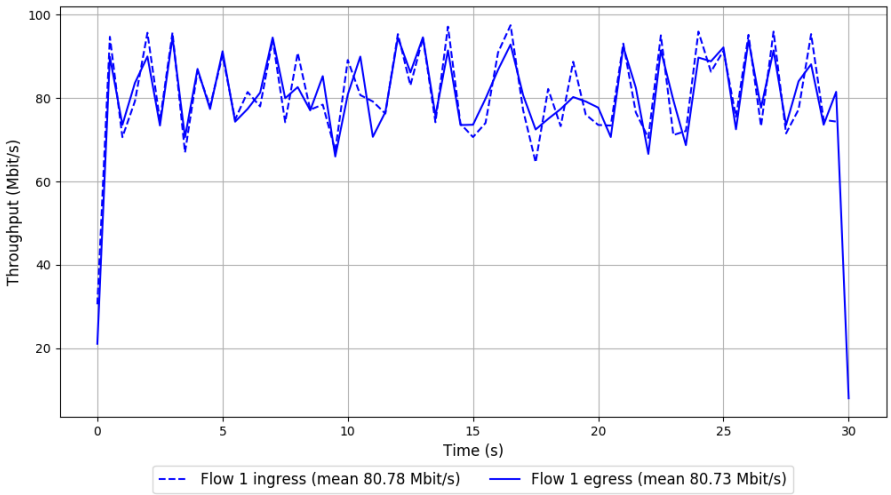

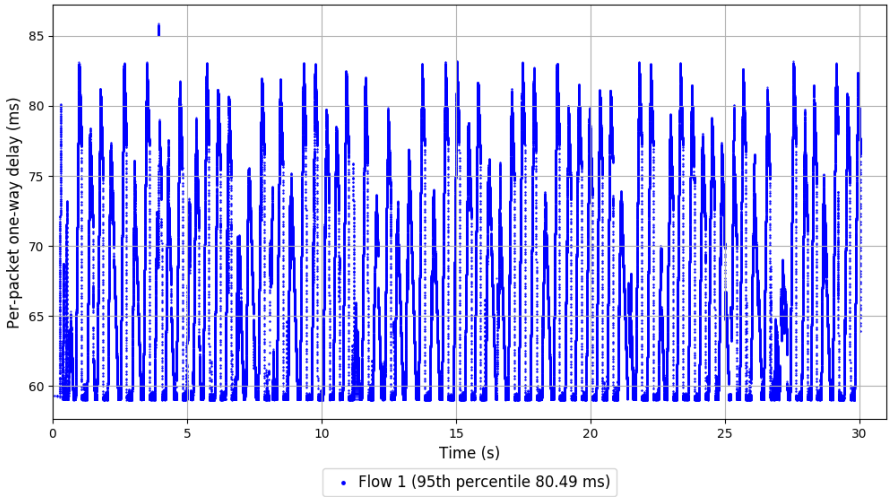

```
Run 8: Statistics of TaoVA-100x

Start at: 2017-08-21 23:35:31
End at: 2017-08-21 23:36:01
Local clock offset: 0.399 ms
Remote clock offset: -6.874 ms

# Below is generated by plot.py at 2017-08-22 01:16:58
# Datalink statistics
-- Total of 1 flow:
Average throughput: 82.30 Mbit/s
95th percentile per-packet one-way delay: 77.098 ms
Loss rate: 0.08%
-- Flow 1:
Average throughput: 82.30 Mbit/s
95th percentile per-packet one-way delay: 77.098 ms
Loss rate: 0.08%
```

Run 8: Report of TaoVA-100x — Data Link

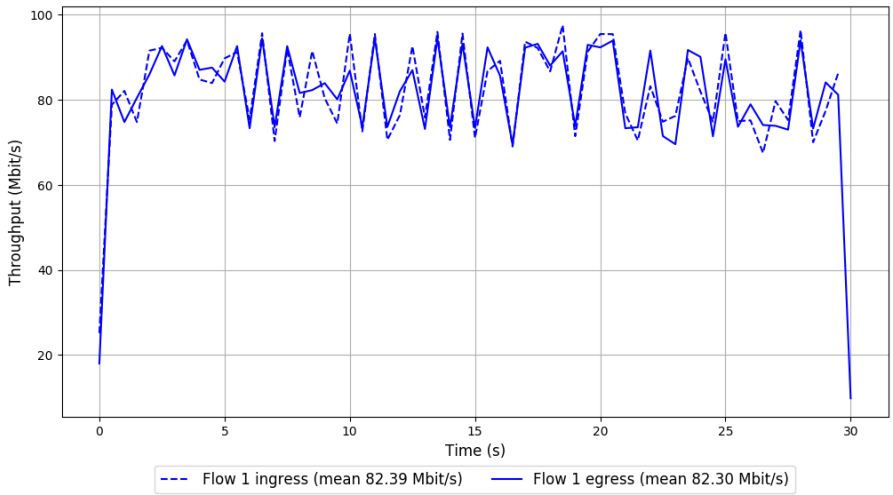

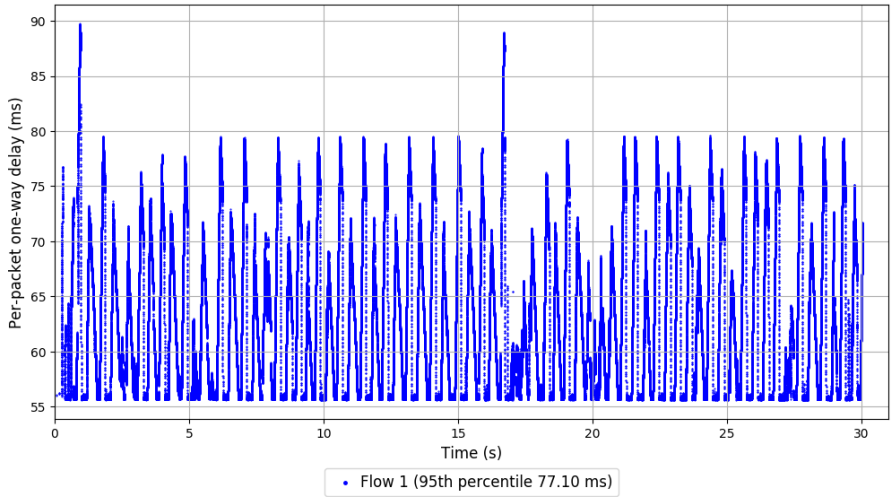

```
Run 9: Statistics of TaoVA-100x

Start at: 2017-08-21 23:56:14
End at: 2017-08-21 23:56:44
Local clock offset: 0.494 ms
Remote clock offset: -6.817 ms

# Below is generated by plot.py at 2017-08-22 01:17:18
# Datalink statistics
-- Total of 1 flow:
Average throughput: 80.47 Mbit/s
95th percentile per-packet one-way delay: 78.832 ms
Loss rate: 0.06%
-- Flow 1:
Average throughput: 80.47 Mbit/s
95th percentile per-packet one-way delay: 78.832 ms
Loss rate: 0.06%
```

Run 9: Report of TaoVA-100x — Data Link

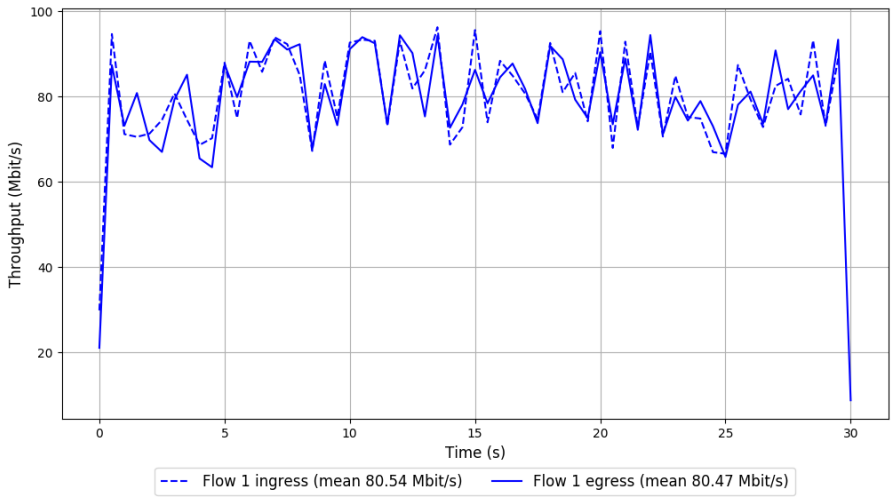

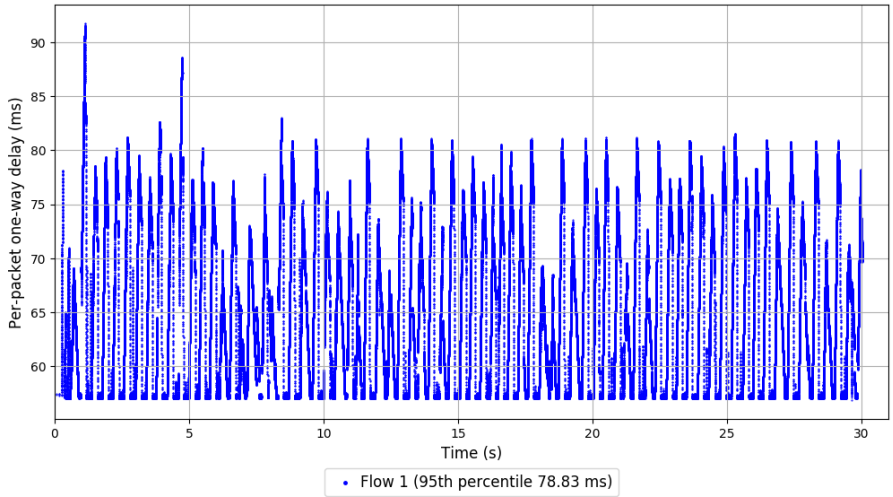

```
Run 10: Statistics of TaoVA-100x

Start at: 2017-08-22 00:16:42
End at: 2017-08-22 00:17:12
Local clock offset: 0.644 ms
Remote clock offset: -6.851 ms

# Below is generated by plot.py at 2017-08-22 01:17:18
# Datalink statistics
-- Total of 1 flow:
Average throughput: 82.74 Mbit/s
95th percentile per-packet one-way delay: 78.744 ms
Loss rate: 0.00%
-- Flow 1:
Average throughput: 82.74 Mbit/s
95th percentile per-packet one-way delay: 78.744 ms
Loss rate: 0.00%
```

Run 10: Report of TaoVA-100x — Data Link

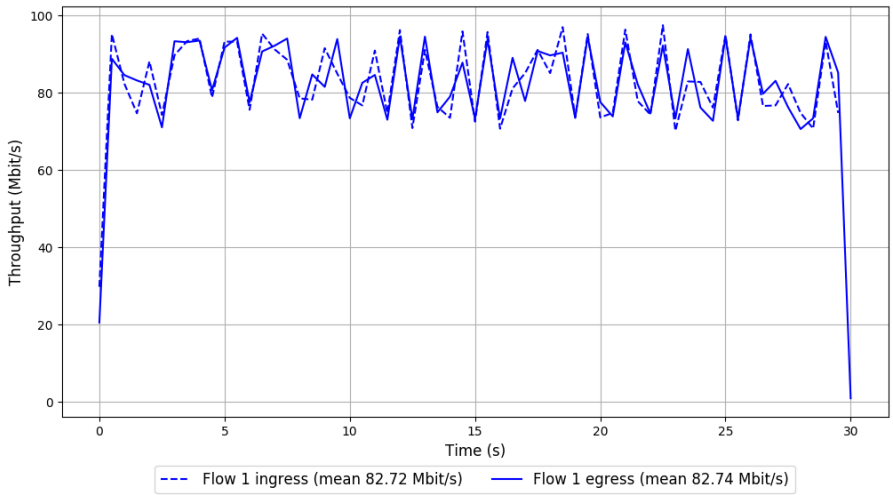

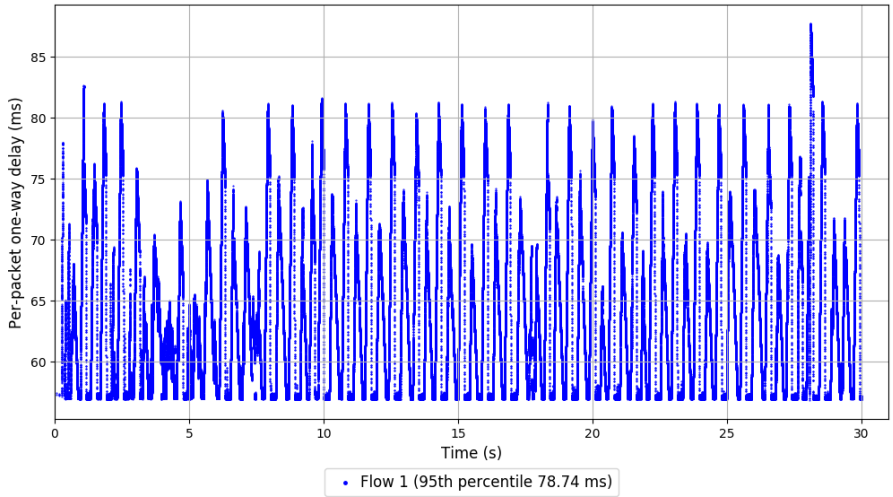

```
Run 1: Statistics of TCP Vegas

Start at: 2017-08-21 21:17:27
End at: 2017-08-21 21:17:57
Local clock offset: 0.019 ms
Remote clock offset: -3.402 ms

# Below is generated by plot.py at 2017-08-22 01:17:22
# Datalink statistics
-- Total of 1 flow:
Average throughput: 32.38 Mbit/s
95th percentile per-packet one-way delay: 68.288 ms
Loss rate: 1.67%
-- Flow 1:
Average throughput: 32.38 Mbit/s
95th percentile per-packet one-way delay: 68.288 ms
Loss rate: 1.67%
```

Run 1: Report of TCP Vegas — Data Link

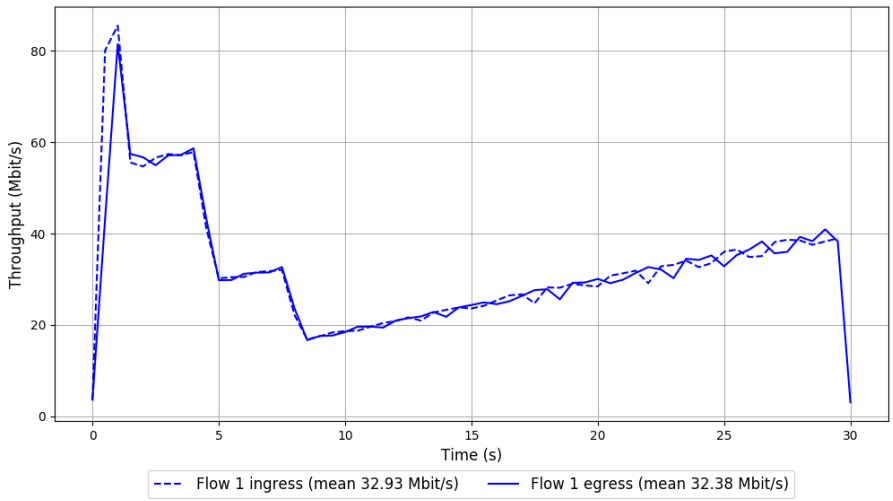

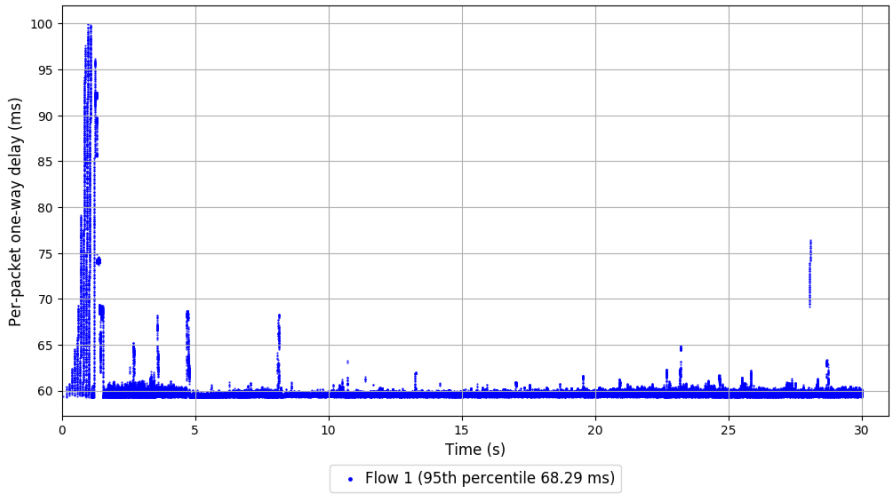

```
Run 2: Statistics of TCP Vegas

Start at: 2017-08-21 21:37:48
End at: 2017-08-21 21:38:18
Local clock offset: 0.147 ms
Remote clock offset: -5.308 ms

# Below is generated by plot.py at 2017-08-22 01:17:25
# Datalink statistics
-- Total of 1 flow:
Average throughput: 50.72 Mbit/s
95th percentile per-packet one-way delay: 70.955 ms
Loss rate: 1.31%
-- Flow 1:
Average throughput: 50.72 Mbit/s
95th percentile per-packet one-way delay: 70.955 ms
Loss rate: 1.31%
```

Run 2: Report of TCP Vegas — Data Link

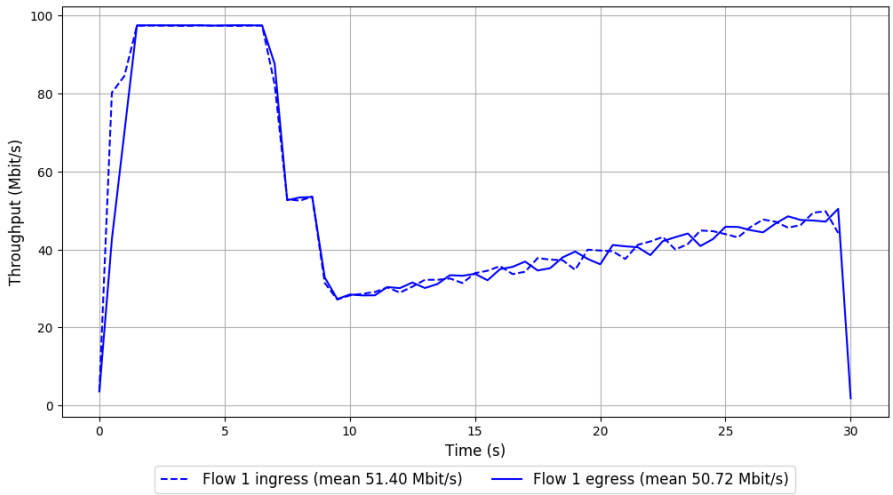

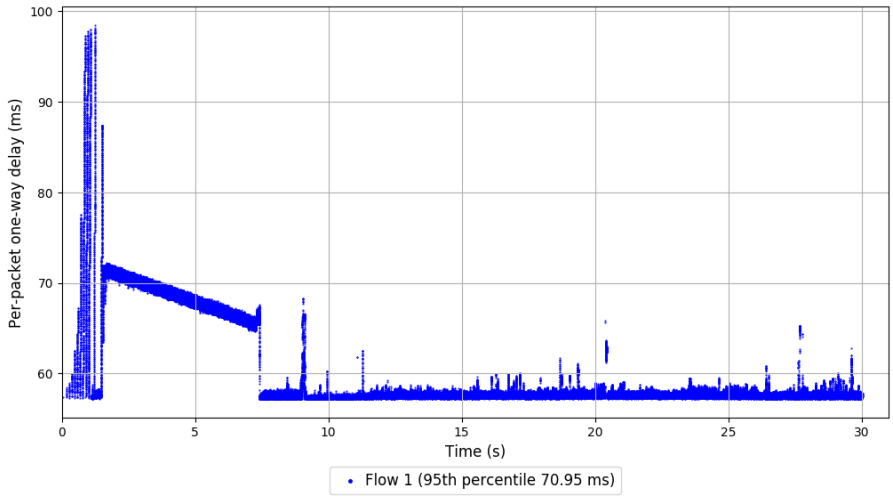

```
Run 3: Statistics of TCP Vegas

Start at: 2017-08-21 21:58:21
End at: 2017-08-21 21:58:51
Local clock offset: 0.373 ms
Remote clock offset: -2.931 ms

# Below is generated by plot.py at 2017-08-22 01:17:27
# Datalink statistics
-- Total of 1 flow:
Average throughput: 29.11 Mbit/s
95th percentile per-packet one-way delay: 62.767 ms
Loss rate: 1.09%
-- Flow 1:
Average throughput: 29.11 Mbit/s
95th percentile per-packet one-way delay: 62.767 ms
Loss rate: 1.09%
```

Run 3: Report of TCP Vegas — Data Link

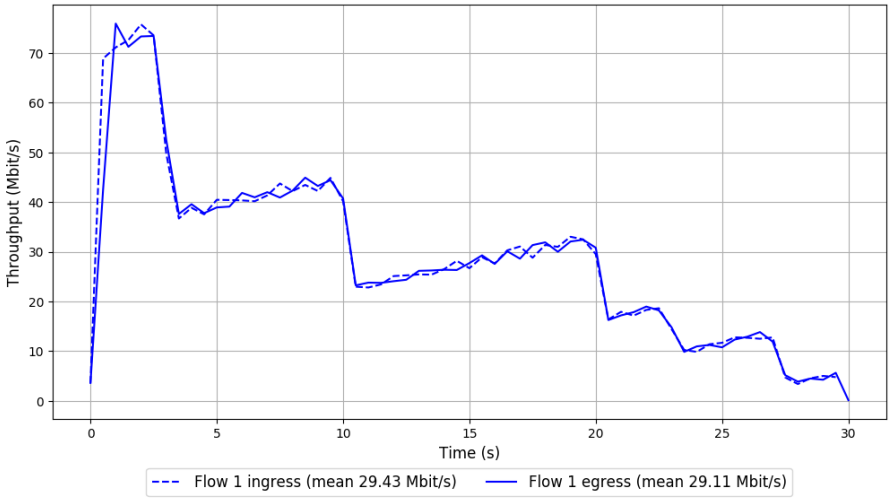

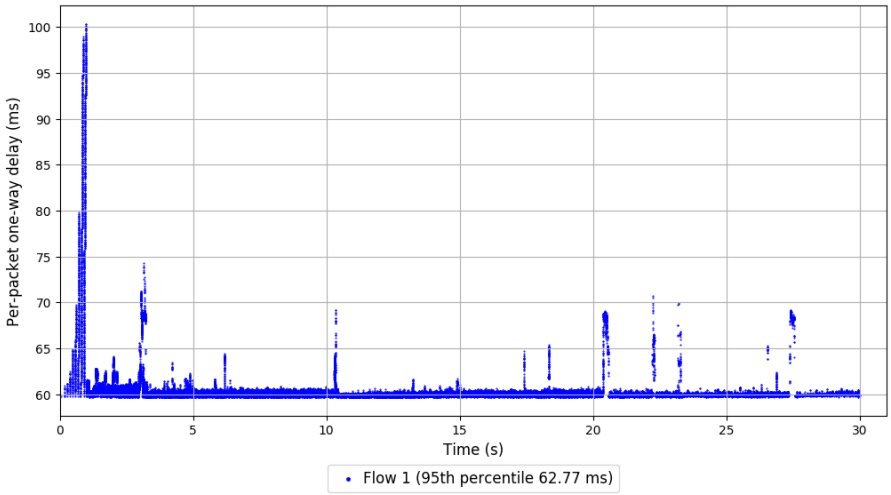

```
Run 4: Statistics of TCP Vegas

Start at: 2017-08-21 22:18:59
End at: 2017-08-21 22:19:29
Local clock offset: 0.227 ms
Remote clock offset: -3.41 ms

# Below is generated by plot.py at 2017-08-22 01:17:33
# Datalink statistics
-- Total of 1 flow:
Average throughput: 48.14 Mbit/s
95th percentile per-packet one-way delay: 61.073 ms
Loss rate: 0.61%
-- Flow 1:
Average throughput: 48.14 Mbit/s
95th percentile per-packet one-way delay: 61.073 ms
Loss rate: 0.61%
```

Run 4: Report of TCP Vegas — Data Link

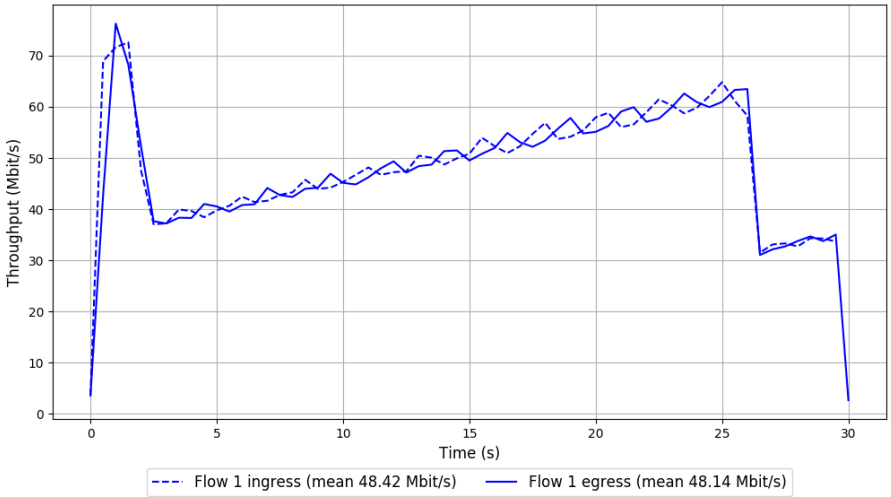

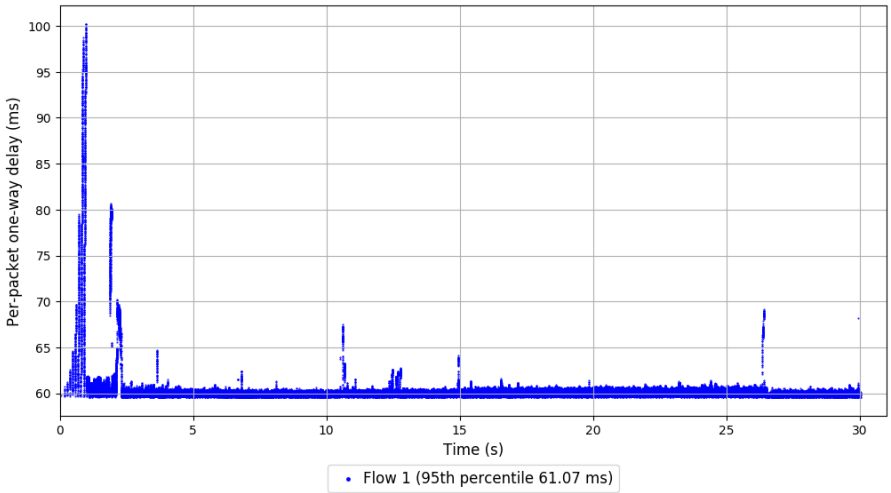

```
Run 5: Statistics of TCP Vegas

Start at: 2017-08-21 22:40:13
End at: 2017-08-21 22:40:43
Local clock offset: 0.335 ms
Remote clock offset: -3.769 ms

# Below is generated by plot.py at 2017-08-22 01:17:33
# Datalink statistics
-- Total of 1 flow:
Average throughput: 39.08 Mbit/s
95th percentile per-packet one-way delay: 60.999 ms
Loss rate: 0.01%
-- Flow 1:
Average throughput: 39.08 Mbit/s
95th percentile per-packet one-way delay: 60.999 ms
Loss rate: 0.01%
```

Run 5: Report of TCP Vegas — Data Link

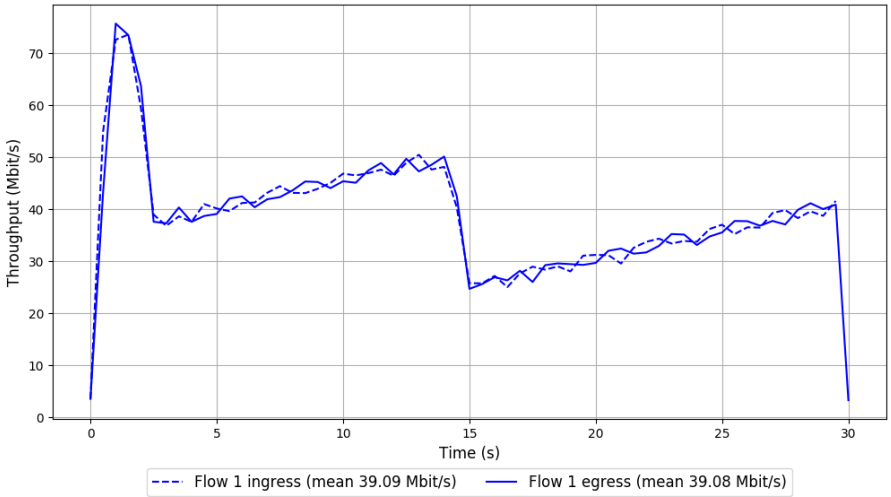

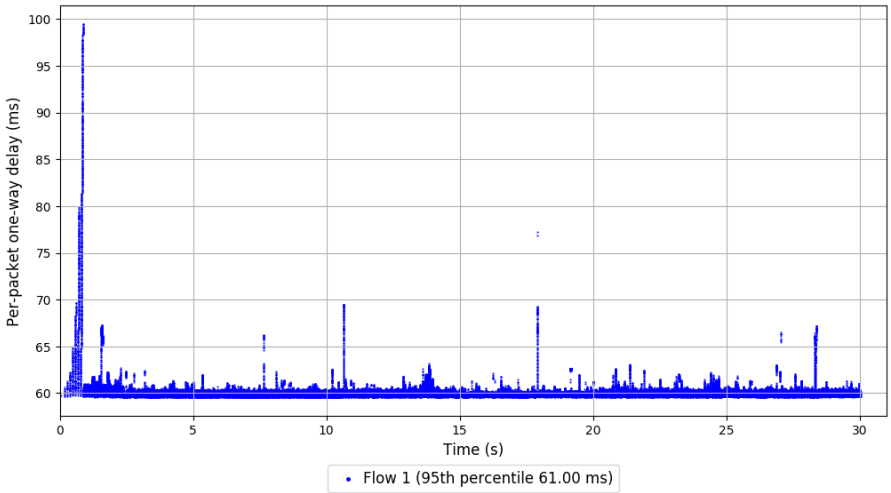

```
Run 6: Statistics of TCP Vegas

Start at: 2017-08-21 23:01:22
End at: 2017-08-21 23:01:52
Local clock offset: 0.336 ms
Remote clock offset: -6.797 ms

# Below is generated by plot.py at 2017-08-22 01:17:39
# Datalink statistics
-- Total of 1 flow:
Average throughput: 40.08 Mbit/s
95th percentile per-packet one-way delay: 60.015 ms
Loss rate: 1.52%
-- Flow 1:
Average throughput: 40.08 Mbit/s
95th percentile per-packet one-way delay: 60.015 ms
Loss rate: 1.52%
```

Run 6: Report of TCP Vegas — Data Link

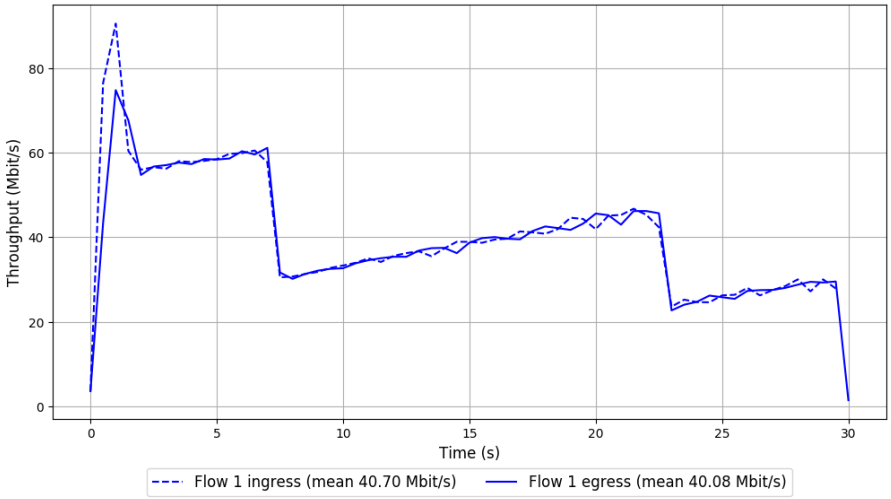

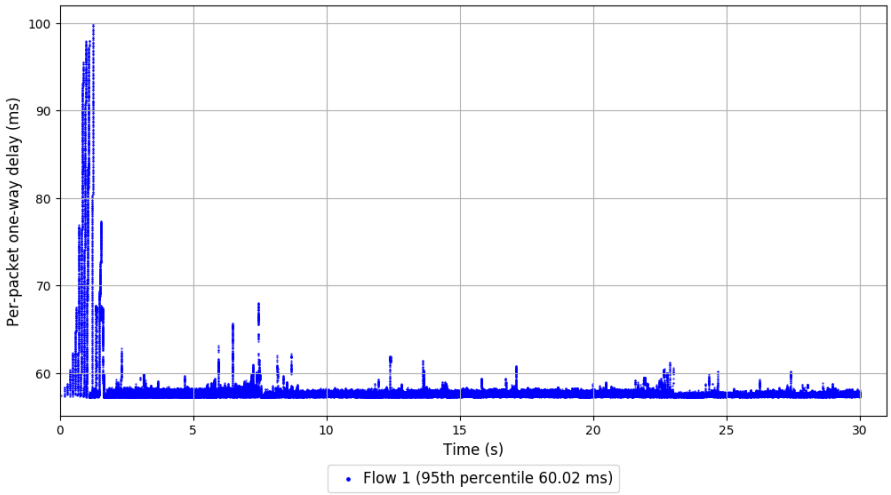

```
Run 7: Statistics of TCP Vegas

Start at: 2017-08-21 23:22:00
End at: 2017-08-21 23:22:30
Local clock offset: 0.356 ms
Remote clock offset: -4.967 ms

# Below is generated by plot.py at 2017-08-22 01:17:39
# Datalink statistics
-- Total of 1 flow:
Average throughput: 40.97 Mbit/s
95th percentile per-packet one-way delay: 60.903 ms
Loss rate: 0.06%
-- Flow 1:
Average throughput: 40.97 Mbit/s
95th percentile per-packet one-way delay: 60.903 ms
Loss rate: 0.06%
```

Run 7: Report of TCP Vegas — Data Link

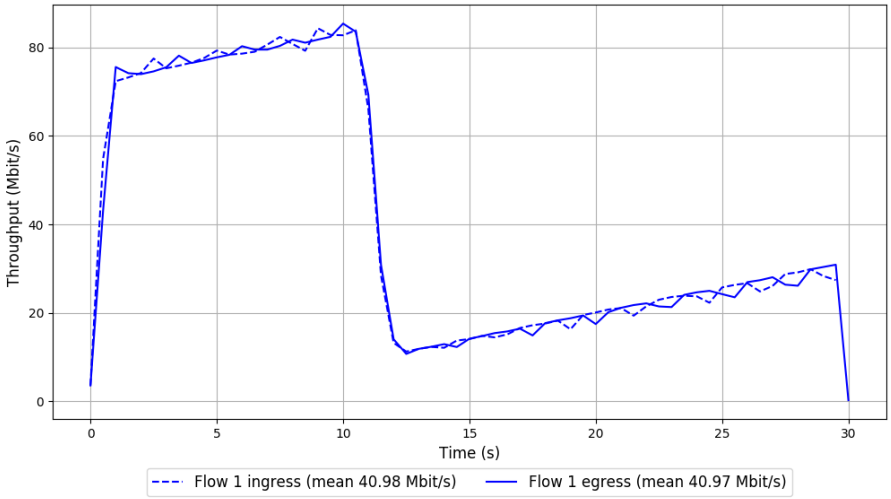

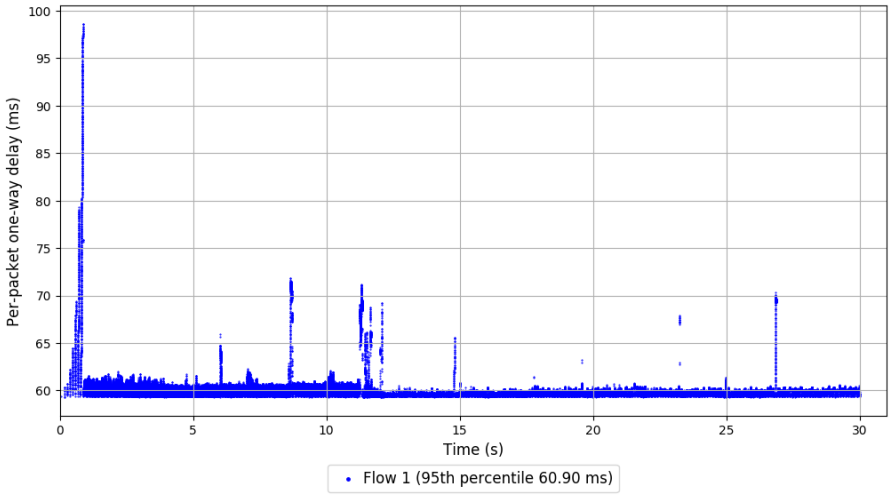

```
Run 8: Statistics of TCP Vegas

Start at: 2017-08-21 23:42:48
End at: 2017-08-21 23:43:18
Local clock offset: 0.429 ms
Remote clock offset: -4.805 ms

# Below is generated by plot.py at 2017-08-22 01:17:50
# Datalink statistics
-- Total of 1 flow:
Average throughput: 84.17 Mbit/s
95th percentile per-packet one-way delay: 73.486 ms
Loss rate: 0.61%
-- Flow 1:
Average throughput: 84.17 Mbit/s
95th percentile per-packet one-way delay: 73.486 ms
Loss rate: 0.61%
```

Run 8: Report of TCP Vegas — Data Link

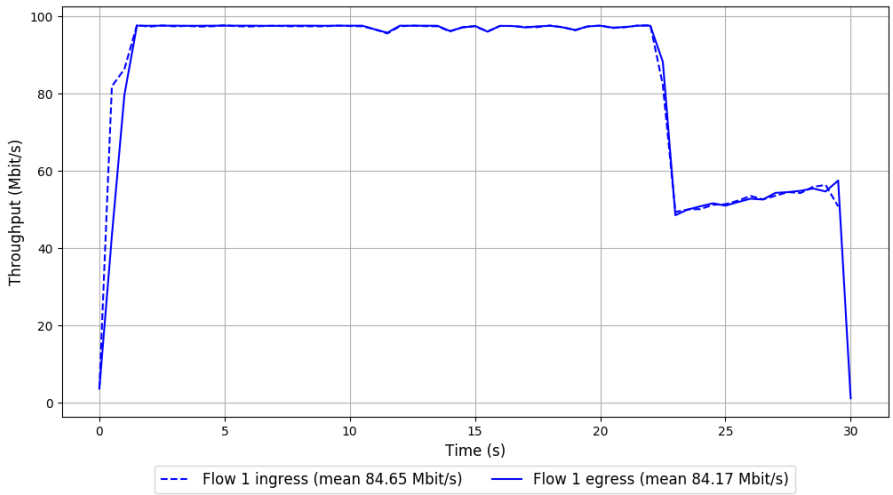

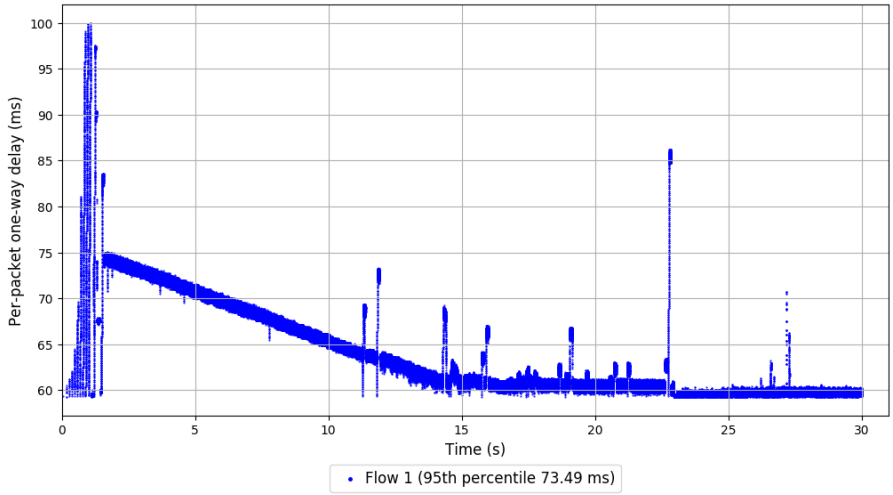

```
Run 9: Statistics of TCP Vegas

Start at: 2017-08-22 00:03:20
End at: 2017-08-22 00:03:50
Local clock offset: 0.57 ms
Remote clock offset: -6.728 ms

# Below is generated by plot.py at 2017-08-22 01:17:50
# Datalink statistics
-- Total of 1 flow:
Average throughput: 62.07 Mbit/s
95th percentile per-packet one-way delay: 58.446 ms
Loss rate: 0.41%
-- Flow 1:
Average throughput: 62.07 Mbit/s
95th percentile per-packet one-way delay: 58.446 ms
Loss rate: 0.41%
```

Run 9: Report of TCP Vegas — Data Link

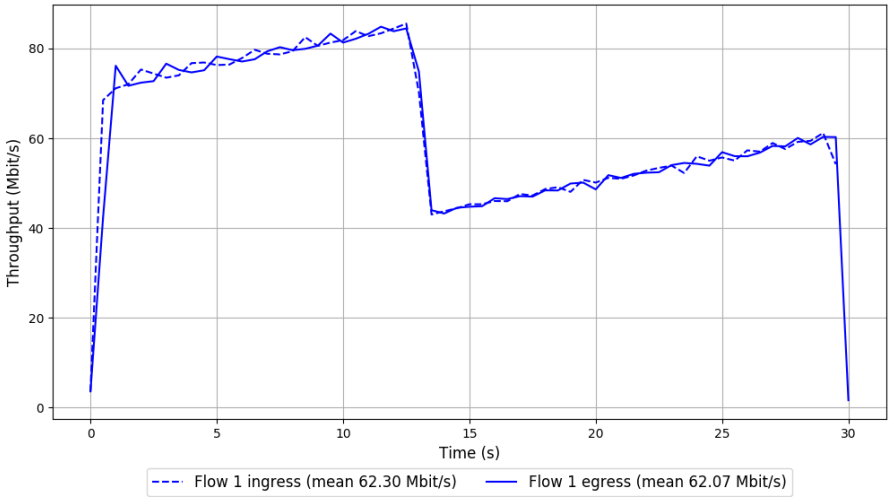

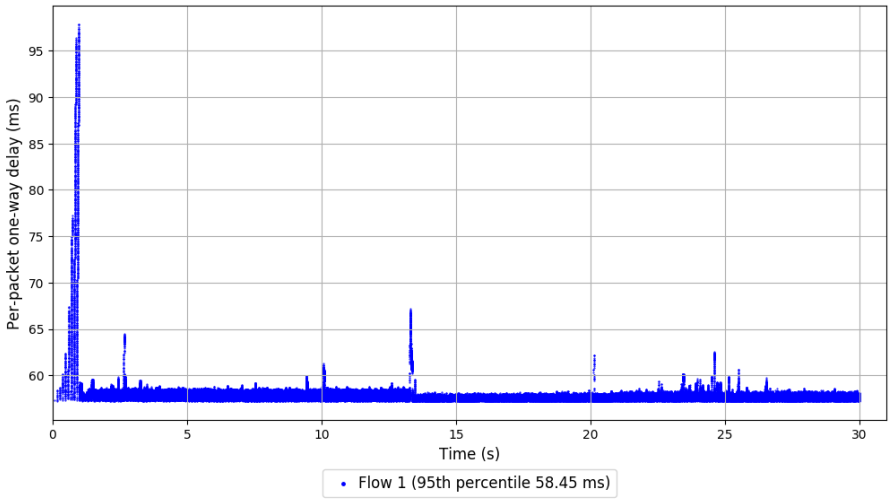

```
Run 10: Statistics of TCP Vegas

Start at: 2017-08-22 00:23:52
End at: 2017-08-22 00:24:22
Local clock offset: 0.811 ms
Remote clock offset: -4.183 ms

# Below is generated by plot.py at 2017-08-22 01:17:54
# Datalink statistics
-- Total of 1 flow:
Average throughput: 51.85 Mbit/s
95th percentile per-packet one-way delay: 60.820 ms
Loss rate: 0.47%
-- Flow 1:
Average throughput: 51.85 Mbit/s
95th percentile per-packet one-way delay: 60.820 ms
Loss rate: 0.47%
```

Run 10: Report of TCP Vegas — Data Link

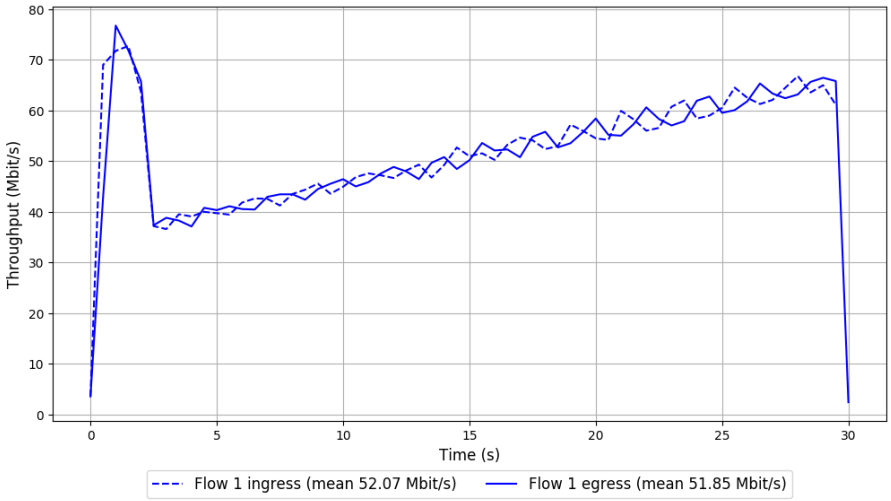

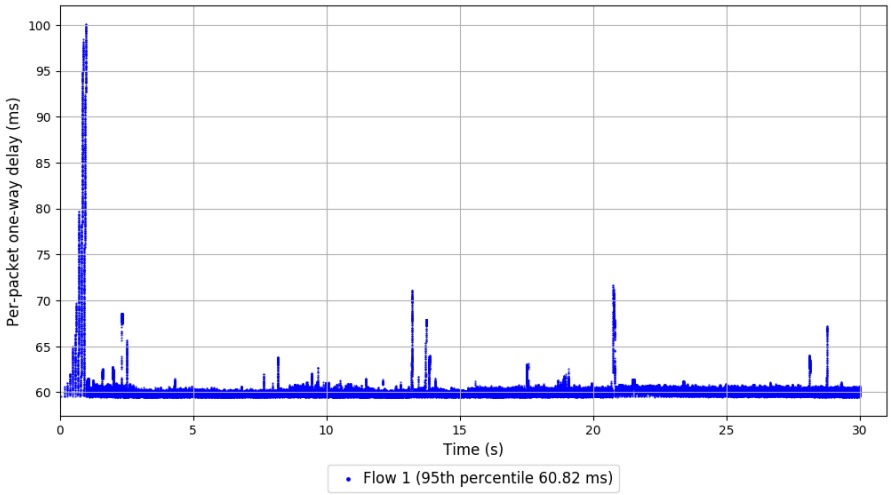

```
Run 1: Statistics of Verus

Start at: 2017-08-21 21:13:13
End at: 2017-08-21 21:13:43
Local clock offset: -0.008 ms
Remote clock offset: -5.421 ms

# Below is generated by plot.py at 2017-08-22 01:17:58
# Datalink statistics
-- Total of 1 flow:
Average throughput: 52.79 Mbit/s
95th percentile per-packet one-way delay: 92.898 ms
Loss rate: 25.79%
-- Flow 1:
Average throughput: 52.79 Mbit/s
95th percentile per-packet one-way delay: 92.898 ms
Loss rate: 25.79%
```

Run 1: Report of Verus — Data Link

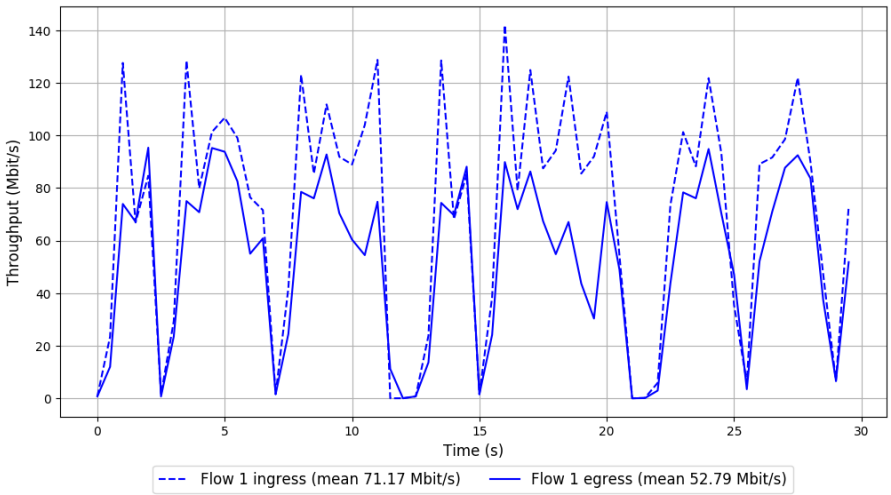

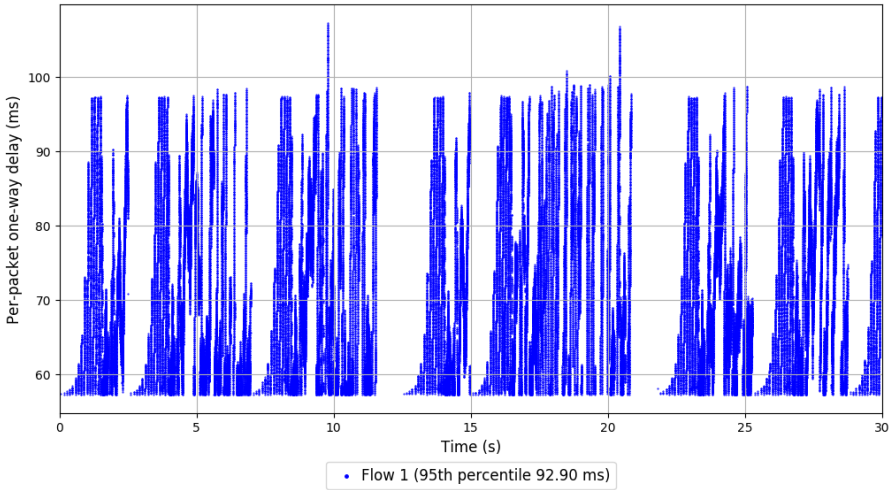

```
Run 2: Statistics of Verus

Start at: 2017-08-21 21:33:39
End at: 2017-08-21 21:34:09
Local clock offset: 0.186 ms
Remote clock offset: -3.315 ms

# Below is generated by plot.py at 2017-08-22 01:18:02
# Datalink statistics
-- Total of 1 flow:
Average throughput: 56.72 Mbit/s
95th percentile per-packet one-way delay: 94.047 ms
Loss rate: 19.03%
-- Flow 1:
Average throughput: 56.72 Mbit/s
95th percentile per-packet one-way delay: 94.047 ms
Loss rate: 19.03%
```

Run 2: Report of Verus — Data Link

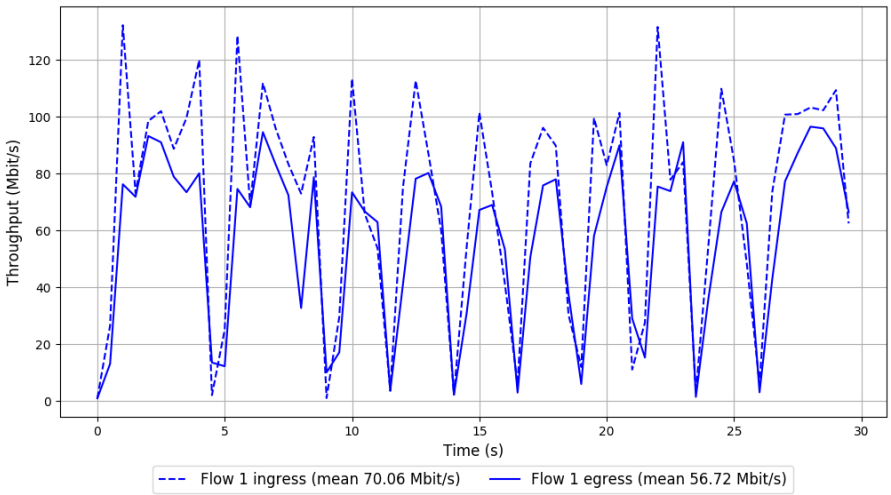

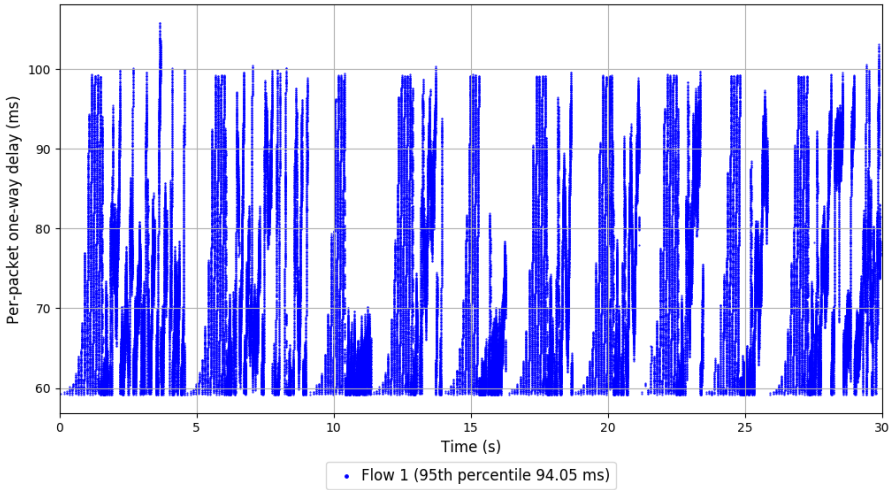

```
Run 3: Statistics of Verus

Start at: 2017-08-21 21:54:06
End at: 2017-08-21 21:54:36
Local clock offset: 0.275 ms
Remote clock offset: -3.344 ms

# Below is generated by plot.py at 2017-08-22 01:18:06
# Datalink statistics
-- Total of 1 flow:
Average throughput: 49.78 Mbit/s
95th percentile per-packet one-way delay: 95.546 ms
Loss rate: 28.02%
-- Flow 1:
Average throughput: 49.78 Mbit/s
95th percentile per-packet one-way delay: 95.546 ms
Loss rate: 28.02%
```

Run 3: Report of Verus — Data Link

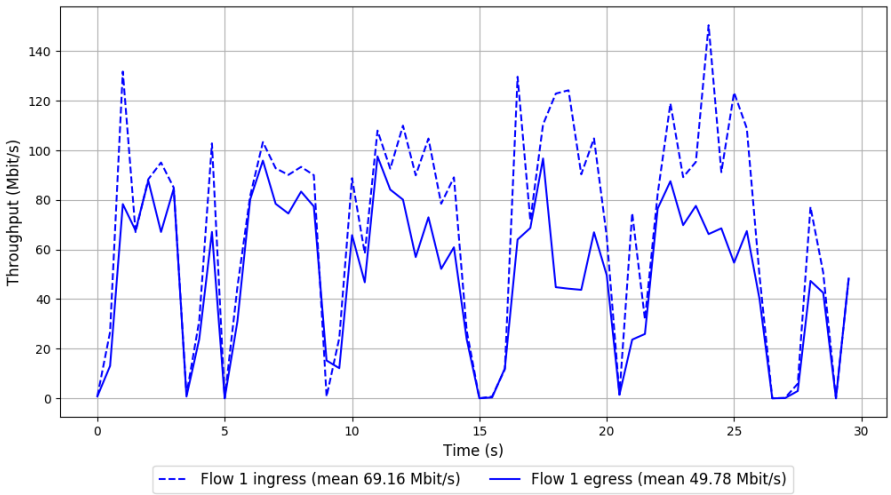

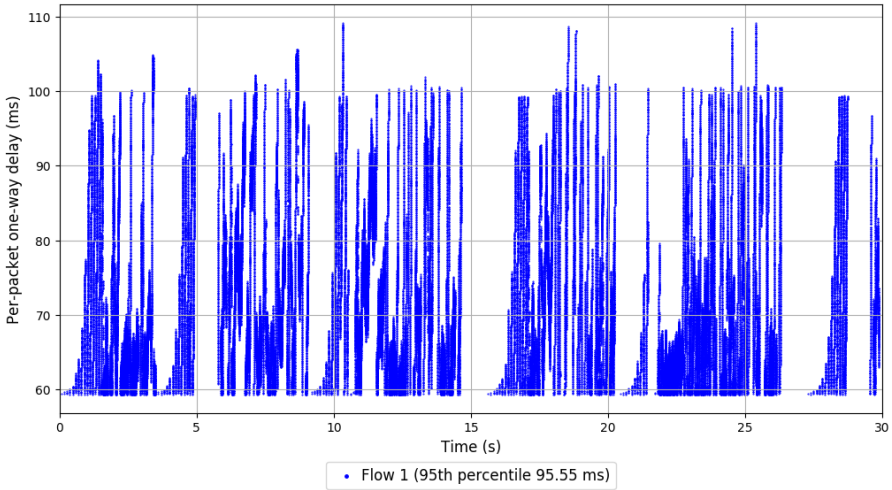

```
Run 4: Statistics of Verus

Start at: 2017-08-21 22:14:52
End at: 2017-08-21 22:15:22
Local clock offset: 0.366 ms
Remote clock offset: -3.745 ms

# Below is generated by plot.py at 2017-08-22 01:18:10
# Datalink statistics
-- Total of 1 flow:
Average throughput: 53.25 Mbit/s
95th percentile per-packet one-way delay: 94.742 ms
Loss rate: 20.97%
-- Flow 1:
Average throughput: 53.25 Mbit/s
95th percentile per-packet one-way delay: 94.742 ms
Loss rate: 20.97%
```

Run 4: Report of Verus — Data Link

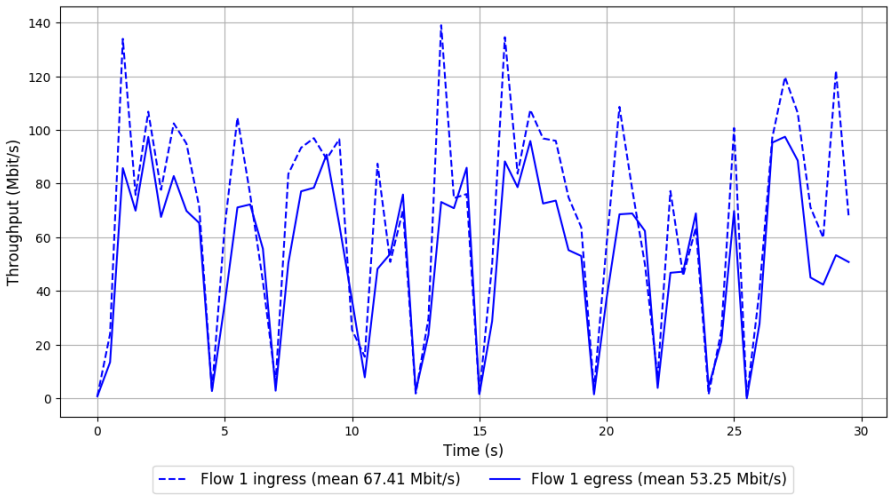

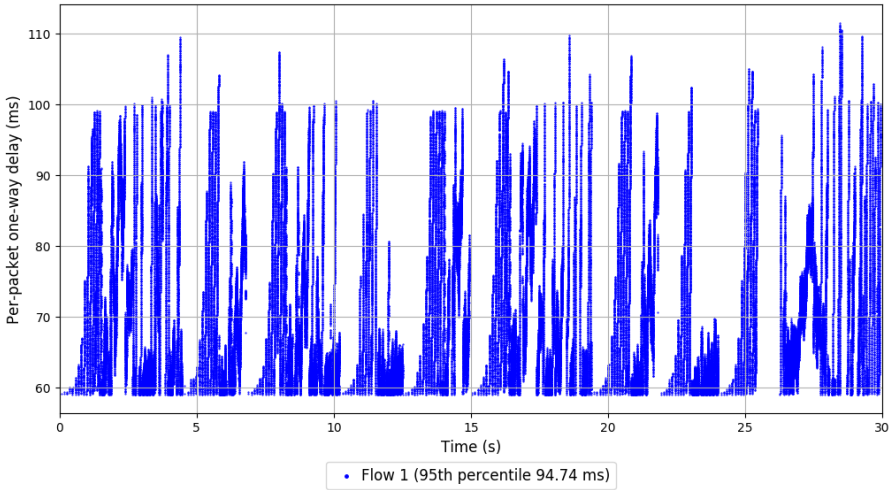

```
Run 5: Statistics of Verus

Start at: 2017-08-21 22:35:43
End at: 2017-08-21 22:36:13
Local clock offset: 0.249 ms
Remote clock offset: -3.784 ms

# Below is generated by plot.py at 2017-08-22 01:18:13
# Datalink statistics
-- Total of 1 flow:
Average throughput: 50.01 Mbit/s
95th percentile per-packet one-way delay: 95.463 ms
Loss rate: 31.12%
-- Flow 1:
Average throughput: 50.01 Mbit/s
95th percentile per-packet one-way delay: 95.463 ms
Loss rate: 31.12%
```

Run 5: Report of Verus — Data Link

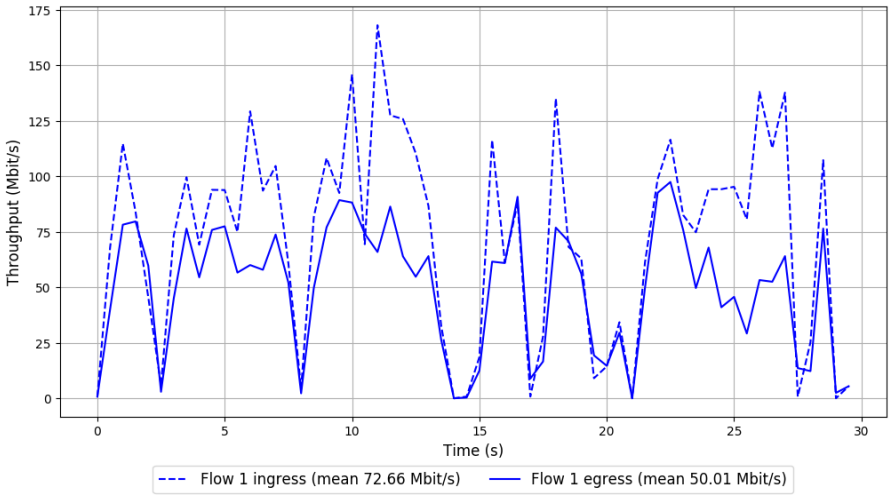

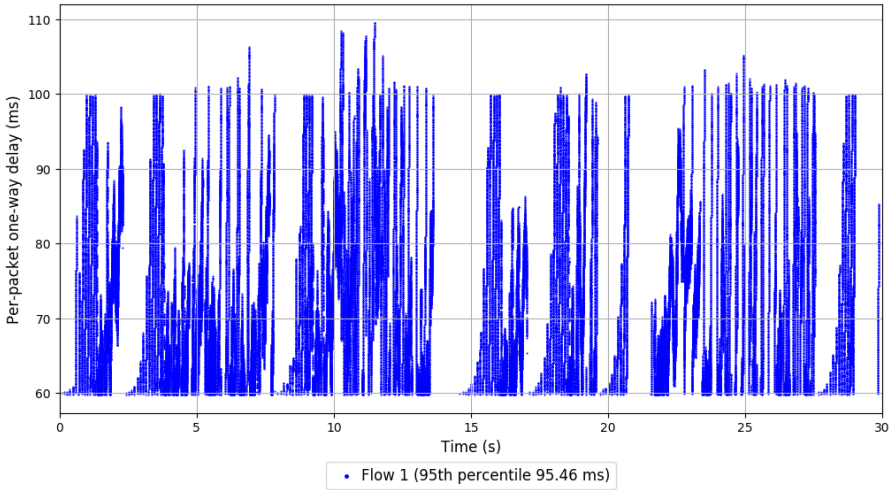

```
Run 6: Statistics of Verus

Start at: 2017-08-21 22:56:57
End at: 2017-08-21 22:57:27
Local clock offset: 0.424 ms
Remote clock offset: -6.75 ms

# Below is generated by plot.py at 2017-08-22 01:18:19
# Datalink statistics
-- Total of 1 flow:
Average throughput: 50.73 Mbit/s
95th percentile per-packet one-way delay: 92.547 ms
Loss rate: 26.45%
-- Flow 1:
Average throughput: 50.73 Mbit/s
95th percentile per-packet one-way delay: 92.547 ms
Loss rate: 26.45%
```

Run 6: Report of Verus — Data Link

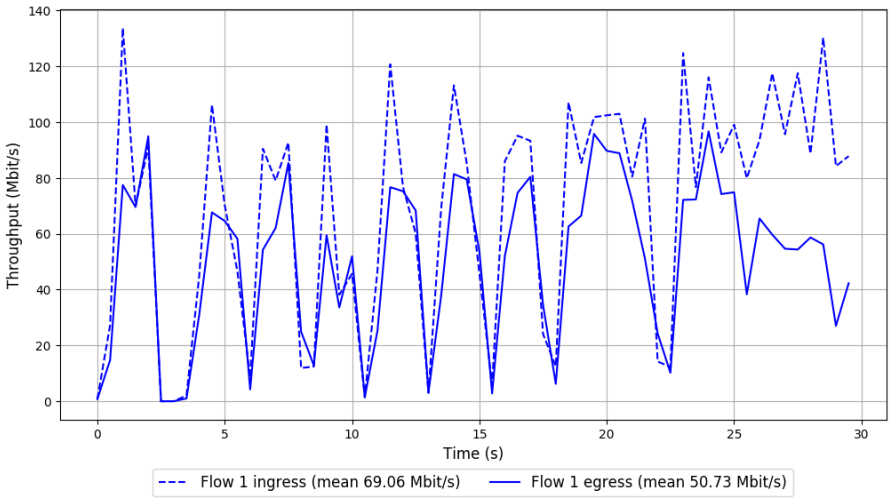

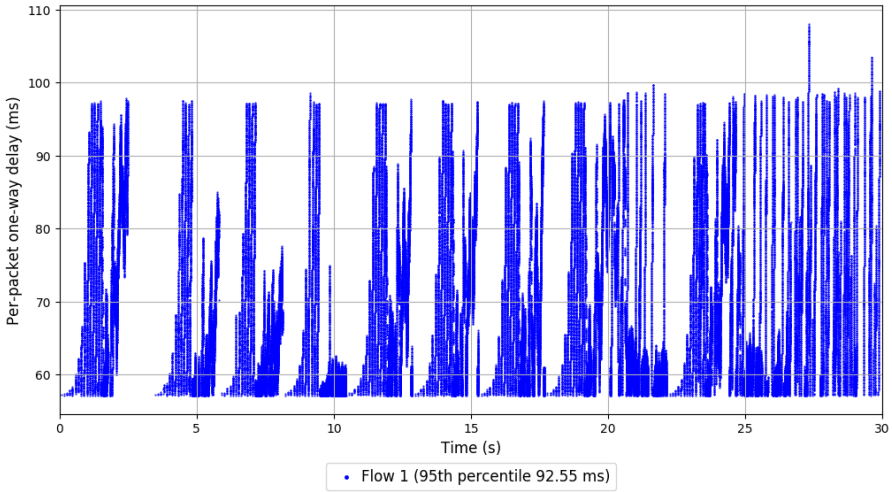

```
Run 7: Statistics of Verus

Start at: 2017-08-21 23:17:52
End at: 2017-08-21 23:18:22
Local clock offset: 0.361 ms
Remote clock offset: -5.071 ms

# Below is generated by plot.py at 2017-08-22 01:18:20
# Datalink statistics
-- Total of 1 flow:
Average throughput: 40.22 Mbit/s
95th percentile per-packet one-way delay: 95.402 ms
Loss rate: 36.89%
-- Flow 1:
Average throughput: 40.22 Mbit/s
95th percentile per-packet one-way delay: 95.402 ms
Loss rate: 36.89%
```

Run 7: Report of Verus — Data Link

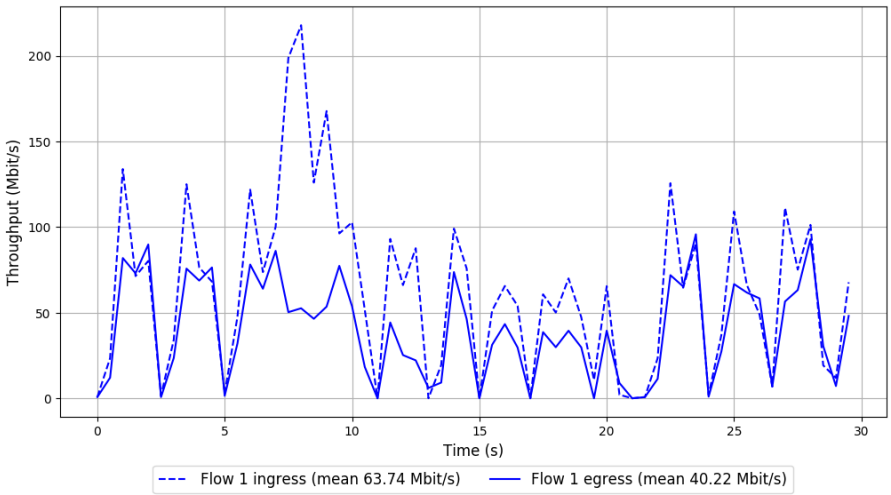

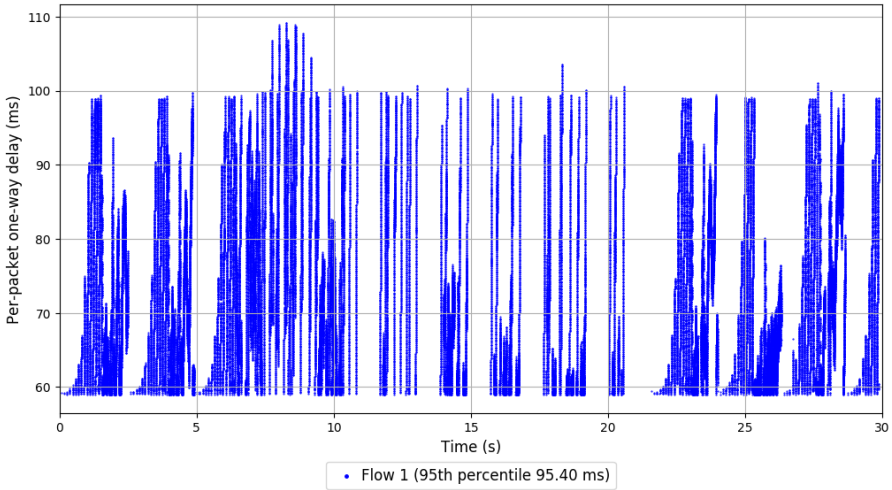

```
Run 8: Statistics of Verus

Start at: 2017-08-21 23:38:25
End at: 2017-08-21 23:38:55
Local clock offset: 0.517 ms
Remote clock offset: -4.826 ms

# Below is generated by plot.py at 2017-08-22 01:18:28
# Datalink statistics
-- Total of 1 flow:
Average throughput: 47.07 Mbit/s
95th percentile per-packet one-way delay: 97.042 ms
Loss rate: 49.08%
-- Flow 1:
Average throughput: 47.07 Mbit/s
95th percentile per-packet one-way delay: 97.042 ms
Loss rate: 49.08%
```

Run 8: Report of Verus — Data Link

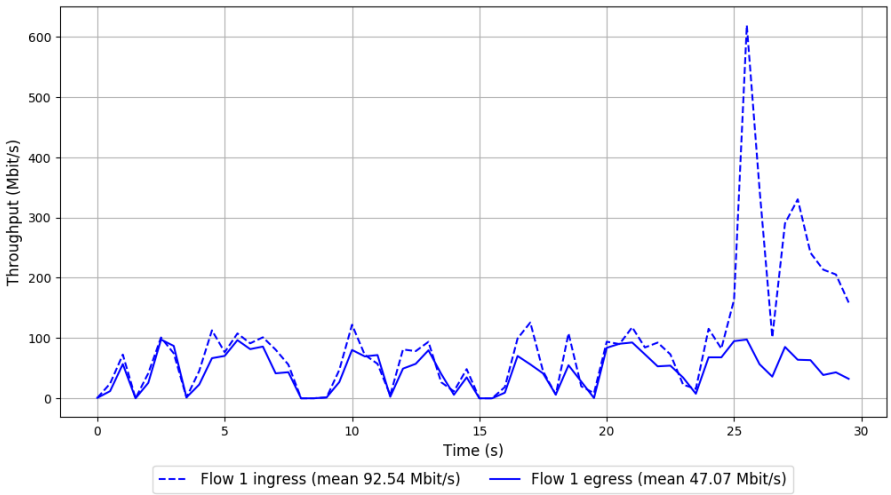

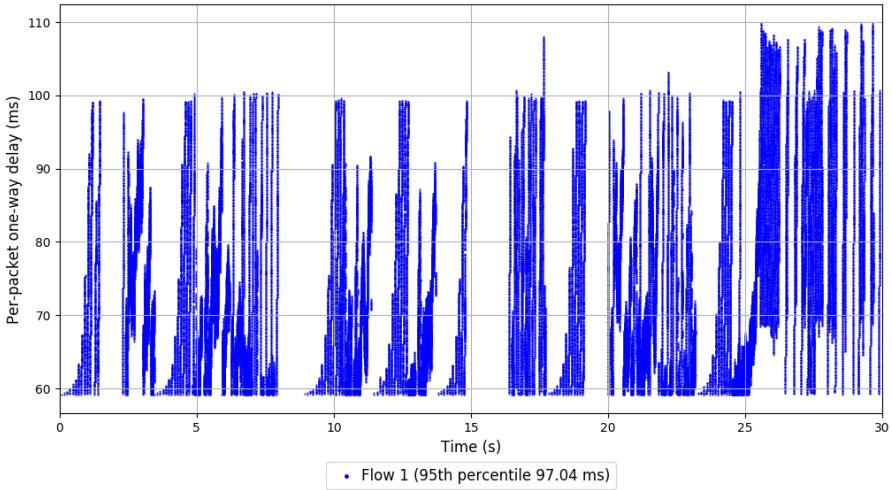

```
Run 9: Statistics of Verus

Start at: 2017-08-21 23:59:12
End at: 2017-08-21 23:59:42
Local clock offset: 0.63 ms
Remote clock offset: -6.888 ms

# Below is generated by plot.py at 2017-08-22 01:18:28
# Datalink statistics
-- Total of 1 flow:
Average throughput: 43.15 Mbit/s
95th percentile per-packet one-way delay: 93.672 ms
Loss rate: 45.77%
-- Flow 1:
Average throughput: 43.15 Mbit/s
95th percentile per-packet one-way delay: 93.672 ms
Loss rate: 45.77%
```

Run 9: Report of Verus — Data Link

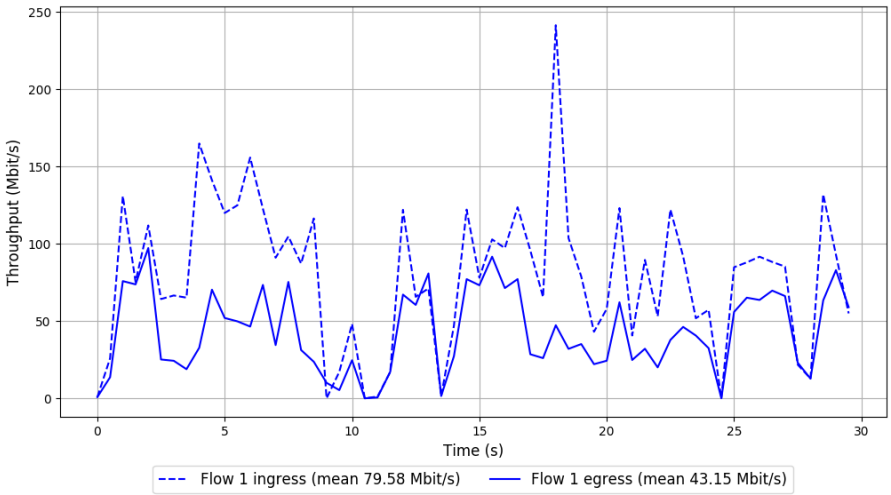

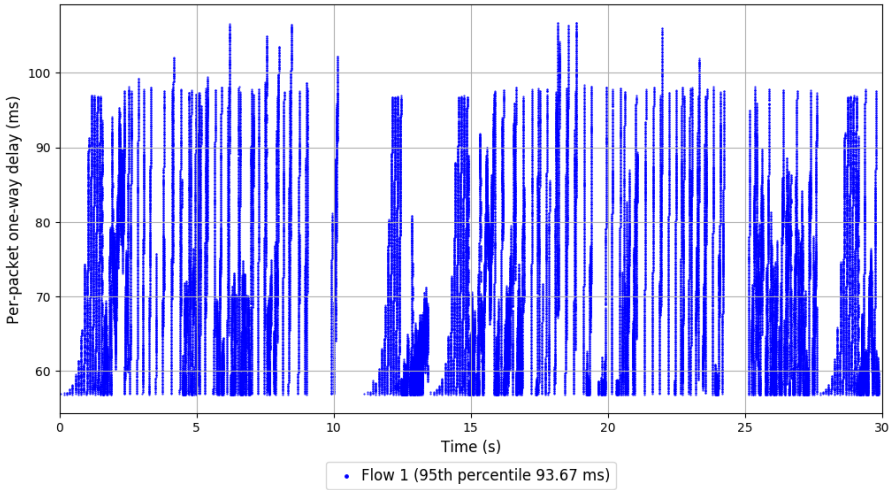

```
Run 10: Statistics of Verus

Start at: 2017-08-22 00:19:41
End at: 2017-08-22 00:20:11
Local clock offset: 0.679 ms
Remote clock offset: -6.718 ms

# Below is generated by plot.py at 2017-08-22 01:18:39
# Datalink statistics
-- Total of 1 flow:
Average throughput: 54.94 Mbit/s
95th percentile per-packet one-way delay: 94.884 ms
Loss rate: 48.28%
-- Flow 1:
Average throughput: 54.94 Mbit/s
95th percentile per-packet one-way delay: 94.884 ms
Loss rate: 48.28%
```

Run 10: Report of Verus — Data Link

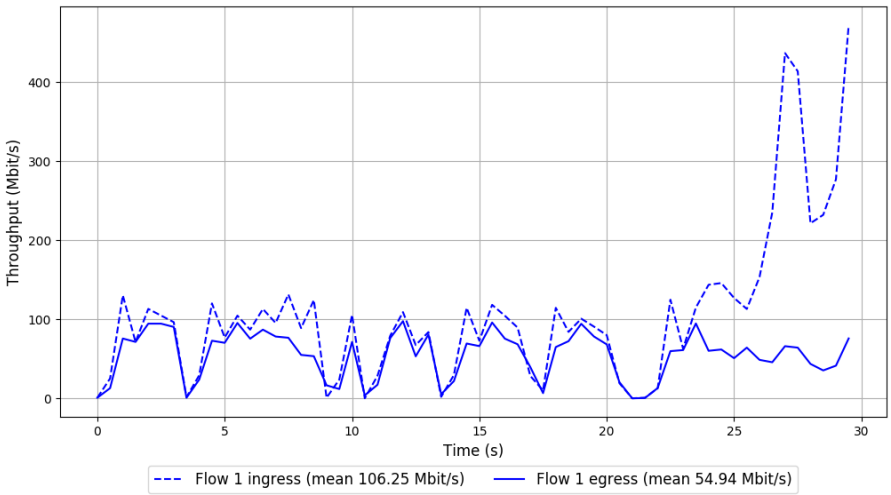

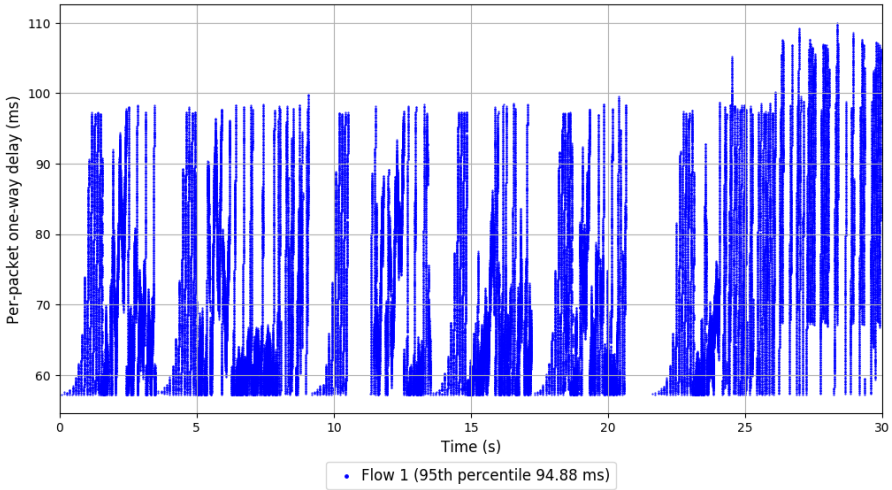

```
Run 1: Statistics of WebRTC media

Start at: 2017-08-21 21:18:47
End at: 2017-08-21 21:19:17
Local clock offset: 0.02 ms
Remote clock offset: -3.054 ms

# Below is generated by plot.py at 2017-08-22 01:18:39
# Datalink statistics
-- Total of 1 flow:
Average throughput: 2.52 Mbit/s
95th percentile per-packet one-way delay: 60.343 ms
Loss rate: 0.04%
-- Flow 1:
Average throughput: 2.52 Mbit/s
95th percentile per-packet one-way delay: 60.343 ms
Loss rate: 0.04%
```

Run 1: Report of WebRTC media — Data Link

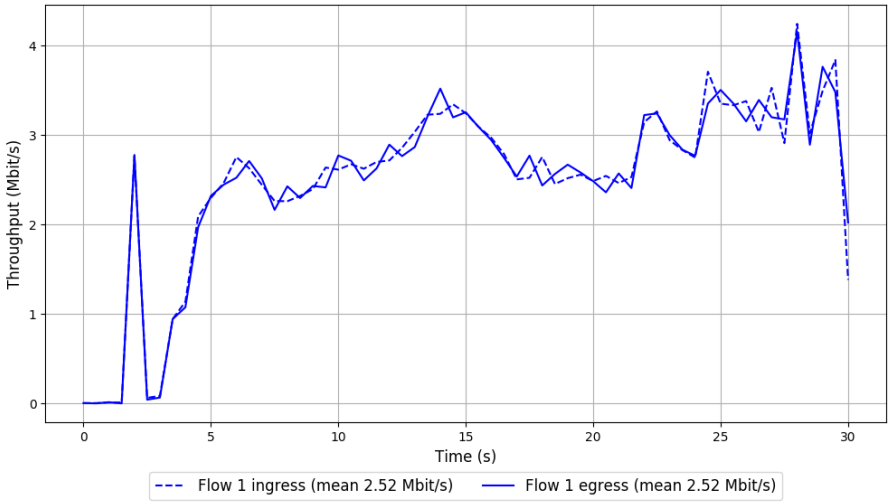

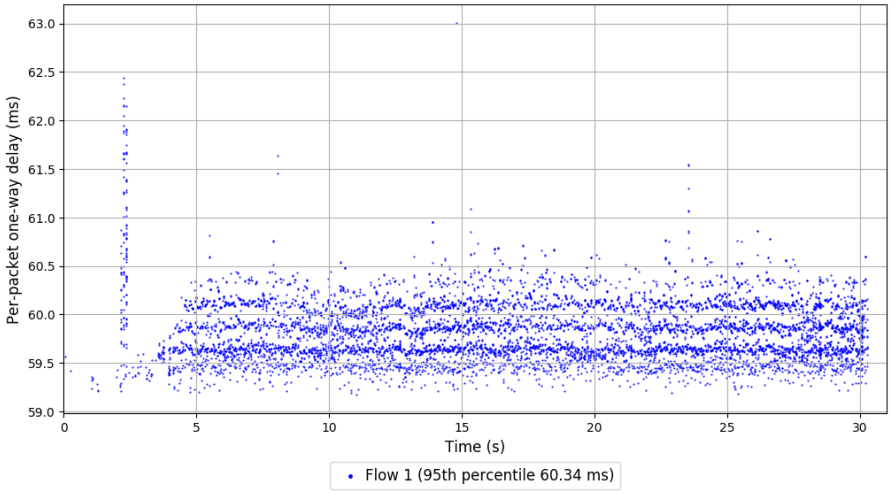

```
Run 2: Statistics of WebRTC media

Start at: 2017-08-21 21:39:09
End at: 2017-08-21 21:39:39
Local clock offset: 0.177 ms
Remote clock offset: -3.299 ms

# Below is generated by plot.py at 2017-08-22 01:18:39
# Datalink statistics
-- Total of 1 flow:
Average throughput: 2.27 Mbit/s
95th percentile per-packet one-way delay: 59.912 ms
Loss rate: 0.01%
-- Flow 1:
Average throughput: 2.27 Mbit/s
95th percentile per-packet one-way delay: 59.912 ms
Loss rate: 0.01%
```

Run 2: Report of WebRTC media — Data Link

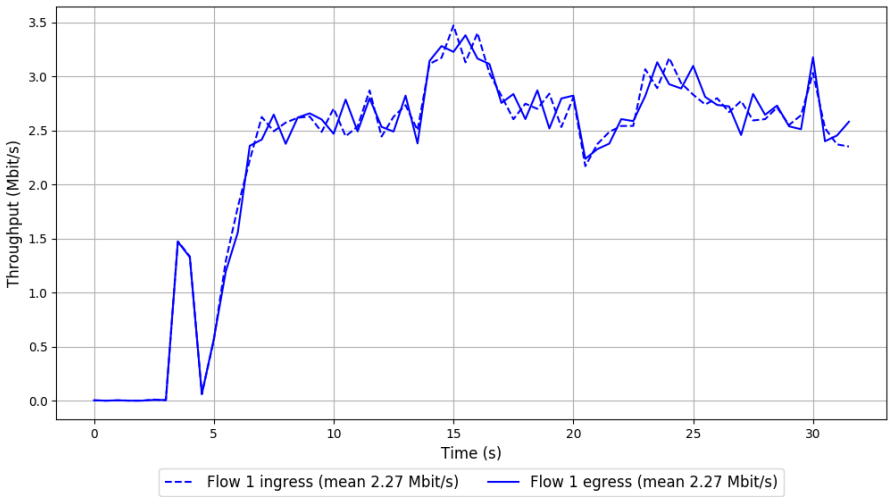

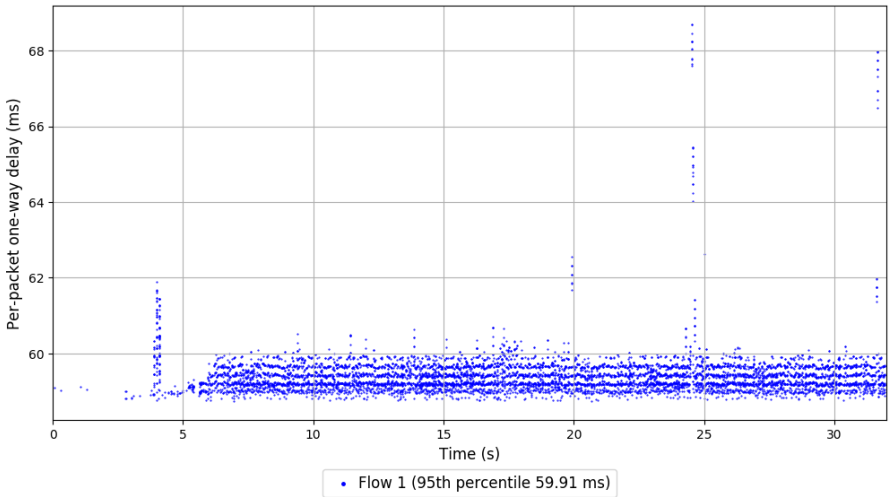

```
Run 3: Statistics of WebRTC media

Start at: 2017-08-21 21:59:41
End at: 2017-08-21 22:00:11
Local clock offset: 0.287 ms
Remote clock offset: -3.435 ms

# Below is generated by plot.py at 2017-08-22 01:18:39
# Datalink statistics
-- Total of 1 flow:
Average throughput: 2.35 Mbit/s
95th percentile per-packet one-way delay: 60.019 ms
Loss rate: 0.01%
-- Flow 1:
Average throughput: 2.35 Mbit/s
95th percentile per-packet one-way delay: 60.019 ms
Loss rate: 0.01%
```

Run 3: Report of WebRTC media — Data Link

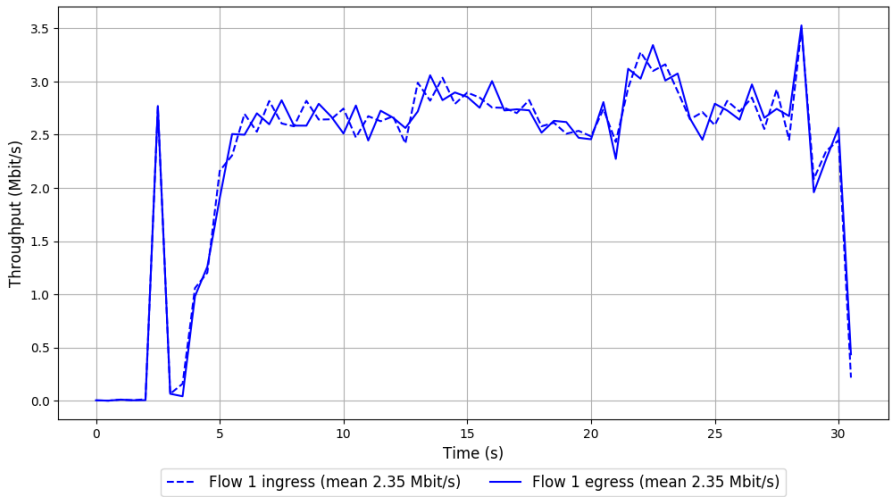

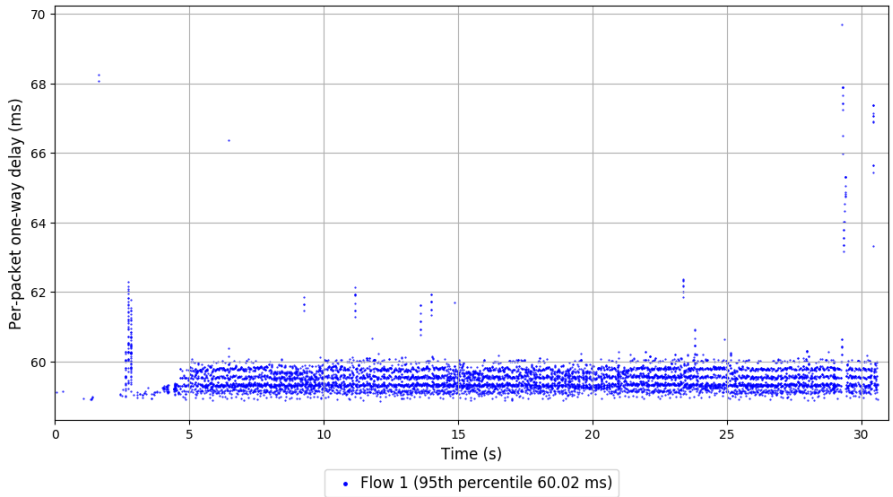

```
Run 4: Statistics of WebRTC media

Start at: 2017-08-21 22:20:20
End at: 2017-08-21 22:20:50
Local clock offset: 0.32 ms
Remote clock offset: -6.043 ms

# Below is generated by plot.py at 2017-08-22 01:18:39
# Datalink statistics
-- Total of 1 flow:
Average throughput: 2.19 Mbit/s
95th percentile per-packet one-way delay: 57.829 ms
Loss rate: 0.00%
-- Flow 1:
Average throughput: 2.19 Mbit/s
95th percentile per-packet one-way delay: 57.829 ms
Loss rate: 0.00%
```

Run 4: Report of WebRTC media — Data Link

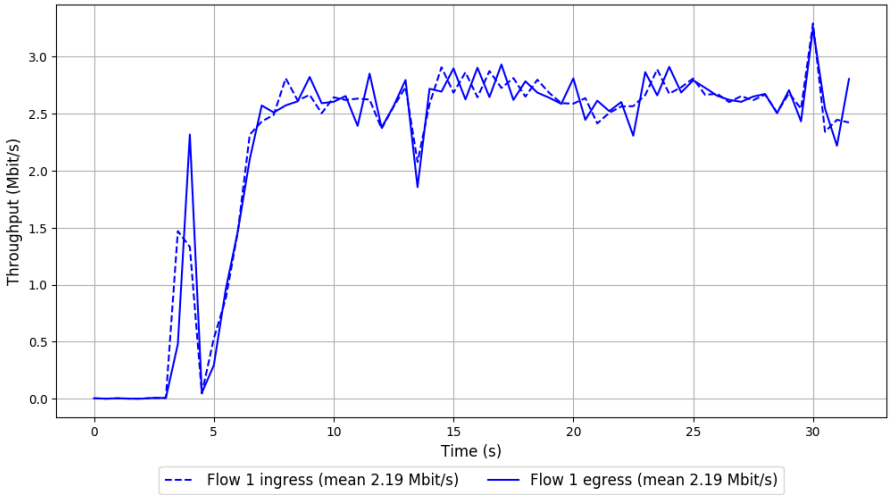

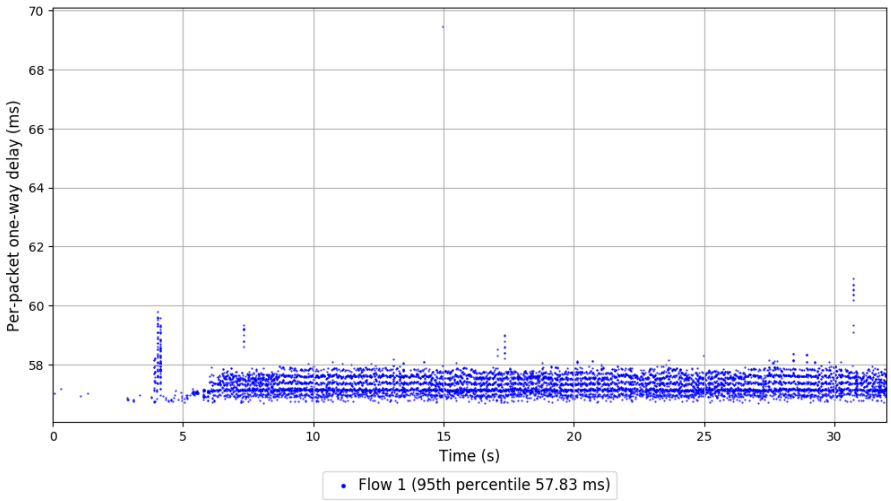

```
Run 5: Statistics of WebRTC media

Start at: 2017-08-21 22:41:36
End at: 2017-08-21 22:42:06
Local clock offset: 0.353 ms
Remote clock offset: -6.422 ms

# Below is generated by plot.py at 2017-08-22 01:18:39
# Datalink statistics
-- Total of 1 flow:
Average throughput: 2.35 Mbit/s
95th percentile per-packet one-way delay: 57.994 ms
Loss rate: 0.09%
-- Flow 1:
Average throughput: 2.35 Mbit/s
95th percentile per-packet one-way delay: 57.994 ms
Loss rate: 0.09%
```

Run 5: Report of WebRTC media — Data Link

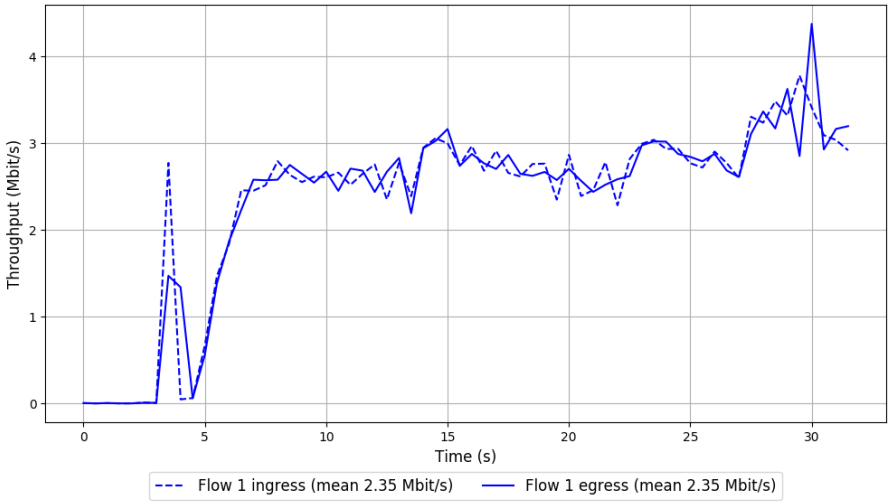

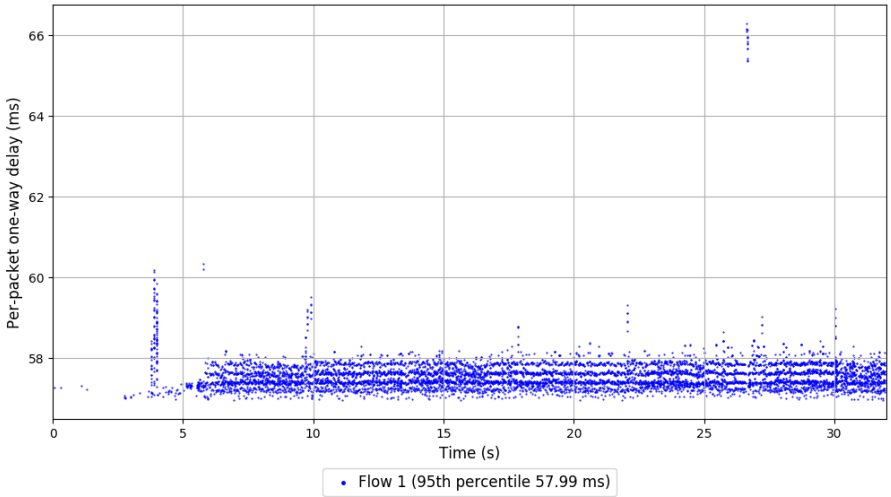

```
Run 6: Statistics of WebRTC media

Start at: 2017-08-21 23:02:43
End at: 2017-08-21 23:03:13
Local clock offset: 0.324 ms
Remote clock offset: -4.758 ms

# Below is generated by plot.py at 2017-08-22 01:18:39
# Datalink statistics
-- Total of 1 flow:
Average throughput: 2.23 Mbit/s
95th percentile per-packet one-way delay: 60.051 ms
Loss rate: 0.00%
-- Flow 1:
Average throughput: 2.23 Mbit/s
95th percentile per-packet one-way delay: 60.051 ms
Loss rate: 0.00%
```

Run 6: Report of WebRTC media — Data Link

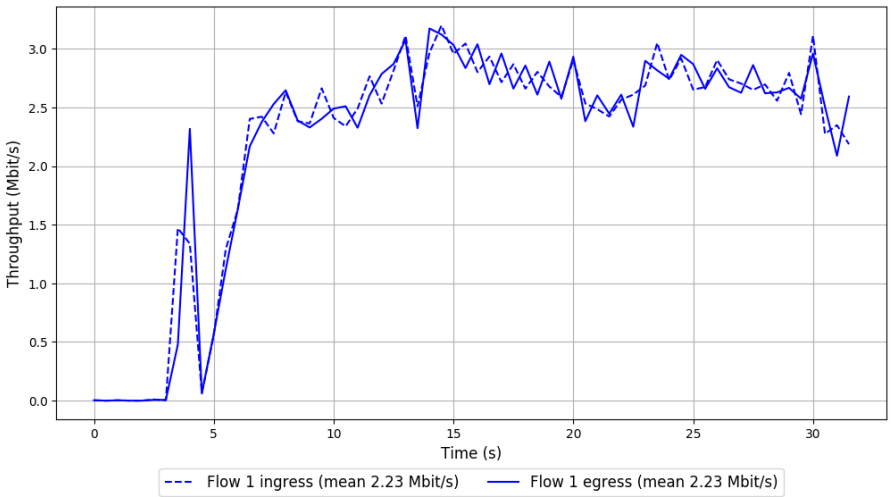

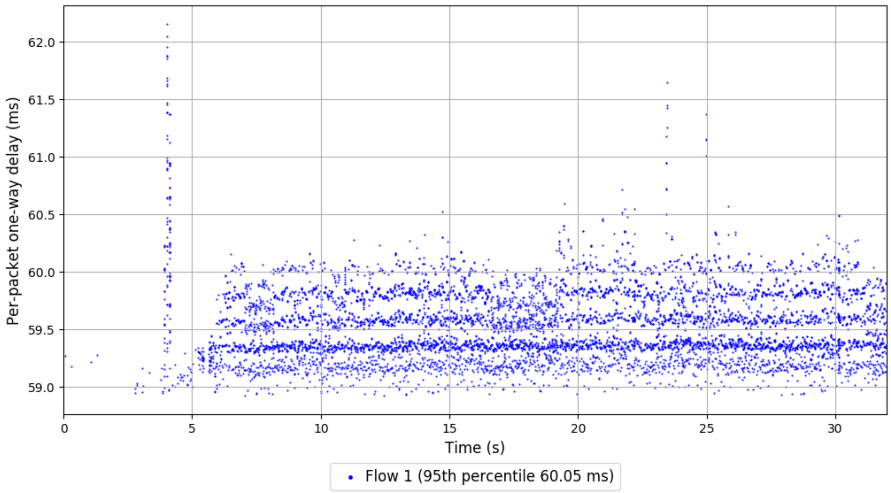

```
Run 7: Statistics of WebRTC media

Start at: 2017-08-21 23:23:20
End at: 2017-08-21 23:23:50
Local clock offset: 0.459 ms
Remote clock offset: -7.08 ms

# Below is generated by plot.py at 2017-08-22 01:18:39
# Datalink statistics
-- Total of 1 flow:
Average throughput: 2.48 Mbit/s
95th percentile per-packet one-way delay: 57.761 ms
Loss rate: 0.05%
-- Flow 1:
Average throughput: 2.48 Mbit/s
95th percentile per-packet one-way delay: 57.761 ms
Loss rate: 0.05%
```

Run 7: Report of WebRTC media — Data Link

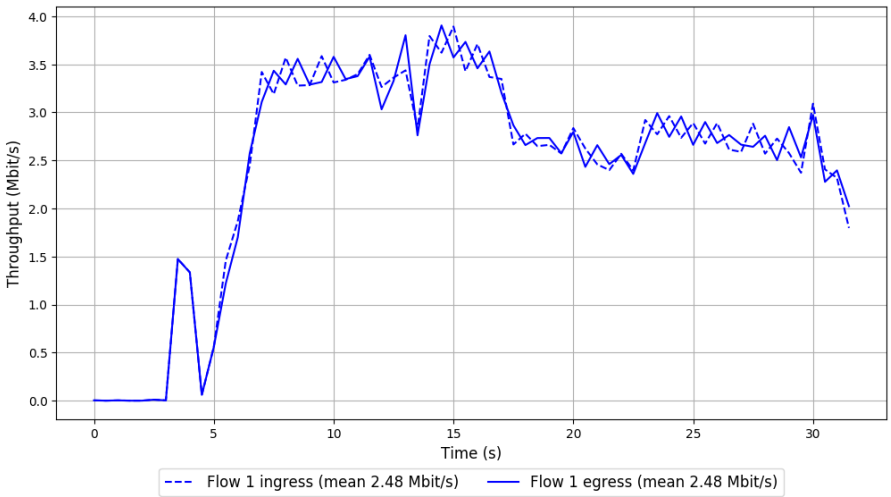

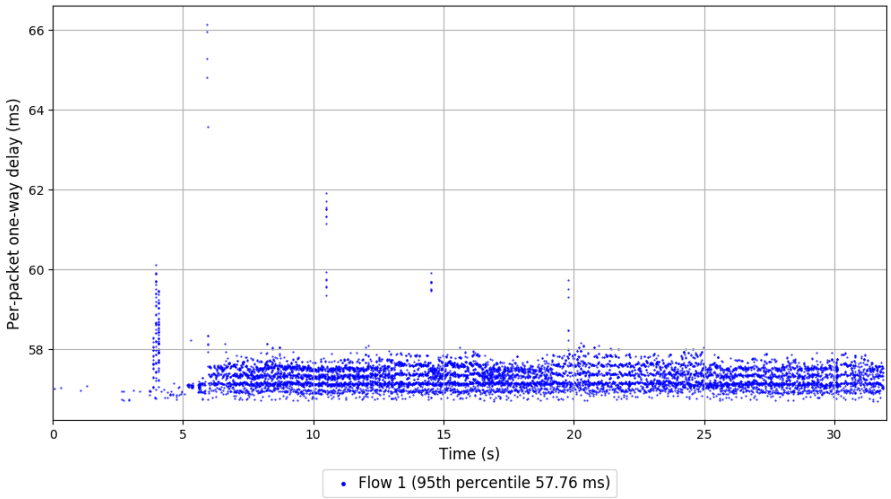

```
Run 8: Statistics of WebRTC media

Start at: 2017-08-21 23:44:14
End at: 2017-08-21 23:44:44
Local clock offset: 0.432 ms
Remote clock offset: -4.744 ms

# Below is generated by plot.py at 2017-08-22 01:18:39
# Datalink statistics
-- Total of 1 flow:
Average throughput: 2.29 Mbit/s
95th percentile per-packet one-way delay: 60.154 ms
Loss rate: 0.00%
-- Flow 1:
Average throughput: 2.29 Mbit/s
95th percentile per-packet one-way delay: 60.154 ms
Loss rate: 0.00%
```

Run 8: Report of WebRTC media — Data Link

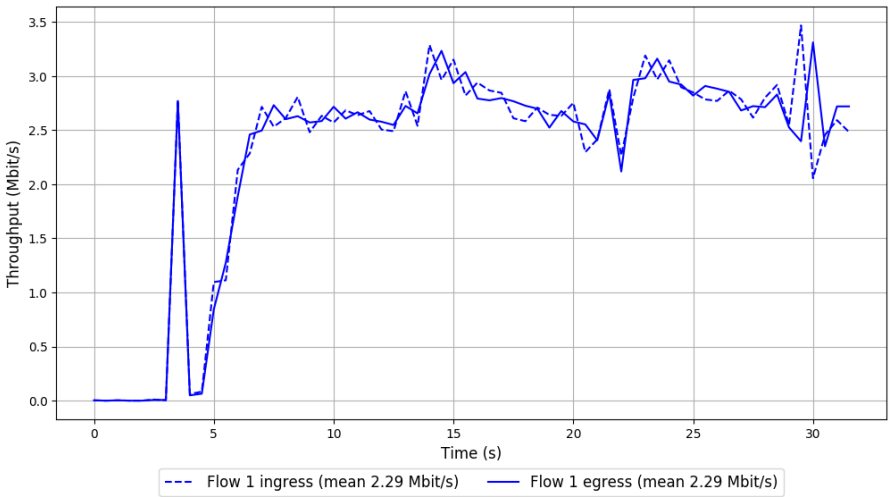

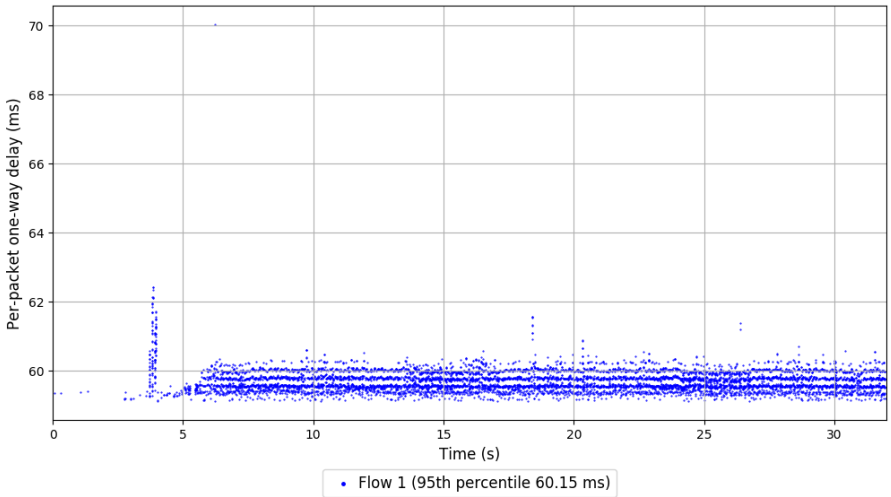

```
Run 9: Statistics of WebRTC media

Start at: 2017-08-22 00:04:41
End at: 2017-08-22 00:05:11
Local clock offset: 0.567 ms
Remote clock offset: -4.738 ms

# Below is generated by plot.py at 2017-08-22 01:18:39
# Datalink statistics
-- Total of 1 flow:
Average throughput: 2.24 Mbit/s
95th percentile per-packet one-way delay: 59.929 ms
Loss rate: 0.06%
-- Flow 1:
Average throughput: 2.24 Mbit/s
95th percentile per-packet one-way delay: 59.929 ms
Loss rate: 0.06%
```

Run 9: Report of WebRTC media — Data Link

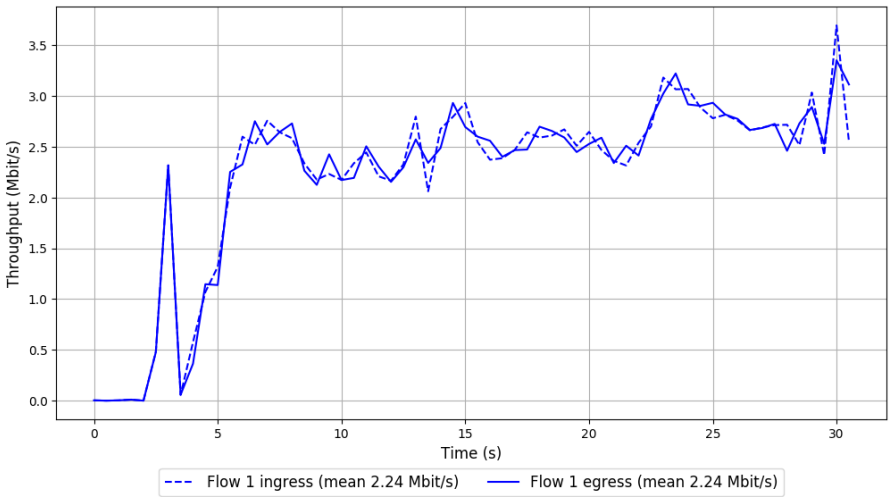

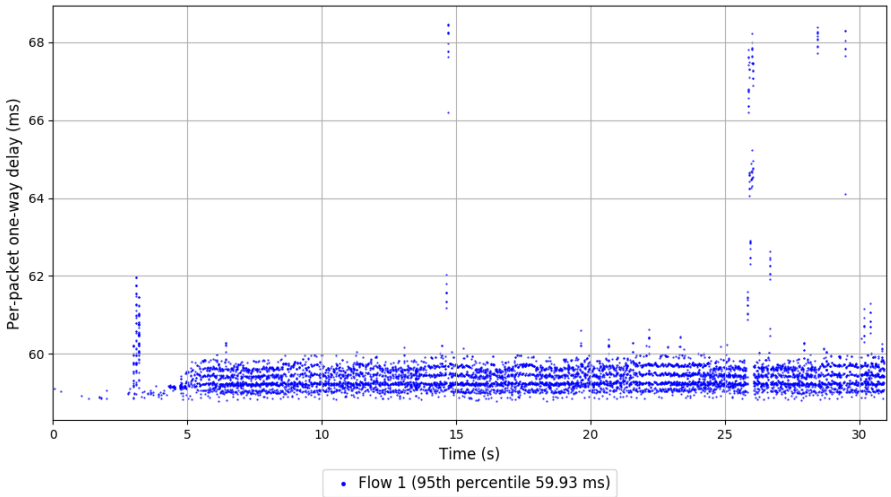

```
Run 10: Statistics of WebRTC media

Start at: 2017-08-22 00:25:13
End at: 2017-08-22 00:25:43
Local clock offset: 0.714 ms
Remote clock offset: -6.73 ms

# Below is generated by plot.py at 2017-08-22 01:18:39
# Datalink statistics
-- Total of 1 flow:
Average throughput: 2.25 Mbit/s
95th percentile per-packet one-way delay: 57.989 ms
Loss rate: 0.00%
-- Flow 1:
Average throughput: 2.25 Mbit/s
95th percentile per-packet one-way delay: 57.989 ms
Loss rate: 0.00%
```

Run 10: Report of WebRTC media — Data Link