Pantheon Summary (Generated at Mon, 17 Jul 2017 02:20:09 +0000 with pantheon version `d7b3554d9e52d3442ab19bc1e1c71f4629d4a0ac`)

Repeated the test of 15 congestion control schemes 10 times.

Each test lasted for 30 seconds running 1 flow.

Data path: Mexico Ethernet (*remote*) →AWS California 2 Ethernet (*local*).

NTP offset measured against time.stanford.edu and has been applied to correct the timestamps in logs.

```
git branch: master @ d7b3554d9e52d3442ab19bc1e1c71f4629d4a0ac
third_party/calibrated_koho @ 3cb73c0d1c0322cdfae446ea37a522e53227db50
 M datagrump/sender.cc
third_party/genericCC @ dae96123232f1bcb37725348fa2378691ce26725
third_party/koho_cc @ f0f2e693303aee82ea808e6928eac4f1083a6681
 M datagrump/sender.cc
third_party/libutp @ b3465b942e2826f2b179eaab4a906ce6bb7cf3cf
third_party/pantheon-stimuli @ fc73a85ca16c34366d1888dc8a0d0d88d4ebf2a7
third_party/pantheon-tunnel @ baf443516dea3eeddeccaf9b916cc313273ca4f4
third_party/pcc @ 1afc958fa0d66d18b623c091a55fec872b4981e1
 M receiver/src/buffer.h
 M receiver/src/core.cpp
 M sender/src/buffer.h
 M sender/src/core.cpp
third_party/proto-quic @ 77961f1a82733a86b42f1bc8143ebc978f3cff42
third_party/scream @ c3370fd7bd17265a79aeb34e4016ad23f5965885
third_party/sourdough @ f1a14bffe749737437f61b1eaeeb30b267cde681
third_party/sprout @ 6f2efe6e088d91066a9f023df375eee2665089ce
 M src/examples/cellsim.cc
 M src/examples/sproutbt2.cc
 M src/network/sproutconn.cc
third_party/verus @ d4b447ea74c6c60a261149af2629562939f9a494
 M src/verus.hpp
 M tools/plot.py
third_party/webrtc @ a488197ddd041ace68a42849b2540ad834825f42
```

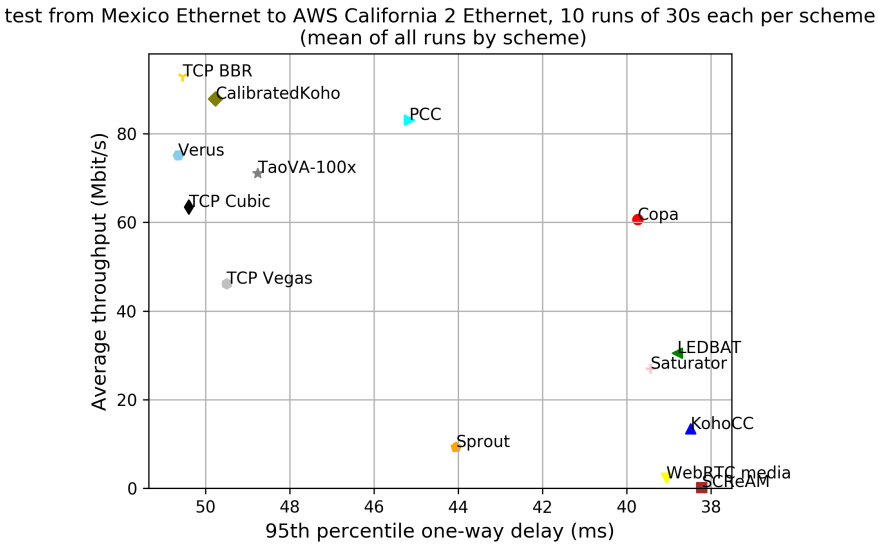
test from Mexico Ethernet to AWS California 2 Ethernet, 10 runs of 30s each per scheme
(mean of all runs by scheme)
TCP BBR
CalibratedKoho
PCC
Verus
TaoVA-100x
TCP Cubic
Copa
TCP Vegas
LEDBAT
Saturator
KohoCC
Sprout
WebRTC media
SCReAM
Average throughput (Mbit/s)
95th percentile one-way delay (ms)
0
20
40
60
80
50
48
46
44
42
40
38

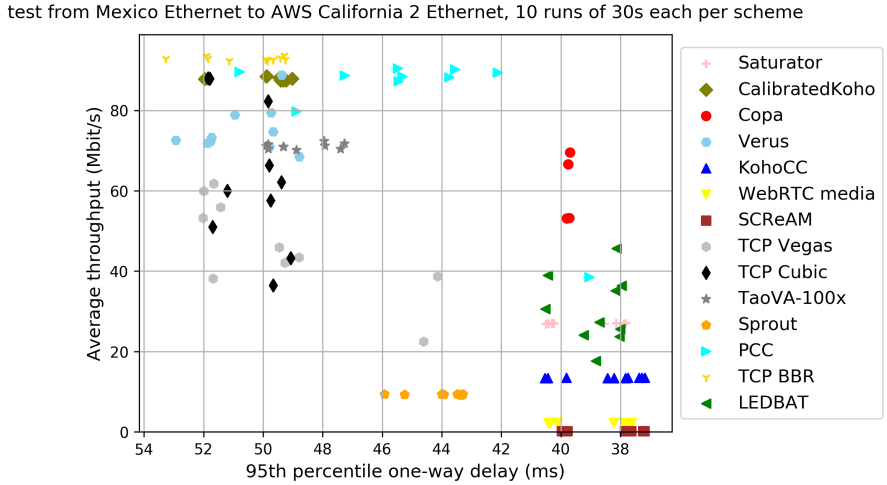
test from Mexico Ethernet to AWS California 2 Ethernet, 10 runs of 30s each per scheme
Saturator
CalibratedKoho
Copa
Verus
KohoCC
WebRTC media
SCReAM
TCP Vegas
TCP Cubic
TaoVA-100x
Sprout
PCC
TCP BBR
LEDBAT
Average throughput (Mbit/s)
95th percentile one-way delay (ms)
0
20
40
60
80
54
52
50
48
46
44
42
40
38

scheme	# runs	mean avg tput (Mbit/s) flow 1	mean 95th-%ile delay (ms) flow 1	mean loss rate (%) flow 1
TCP BBR	10	92.91	50.56	0.60
CalibratedKoho	10	87.89	49.77	0.62
Copa	10	60.61	39.74	0.50
TCP Cubic	10	63.50	50.40	0.38
KohoCC	10	13.43	38.48	0.30
LEDBAT	10	30.51	38.80	0.51
PCC	10	83.06	45.16	0.52
QUIC Cubic	10	nan	nan	nan
Saturator	10	26.96	39.44	0.41
SCReAM	10	0.22	38.22	0.26
Sprout	10	9.31	44.06	0.27
TaoVA-100x	10	71.11	48.76	0.61
TCP Vegas	10	46.17	49.51	0.34
Verus	10	75.14	50.66	0.51
WebRTC media	10	2.27	39.06	0.34

```
Run 1: Statistics of TCP BBR

Start at: Sun, 16 Jul 2017 22:28:46 +0000
End at: Sun, 16 Jul 2017 22:29:16 +0000
Local clock offset: 1.013 ms
Remote clock offset: 1.719 ms

# Below is generated by plot.py at Mon, 17 Jul 2017 02:11:20 +0000
# Datalink statistics
-- Total of 1 flow:
Average throughput: 92.34 Mbit/s
95th percentile per-packet one-way delay: 49.859 ms
Loss rate: 0.94%
-- Flow 1:
Average throughput: 92.34 Mbit/s
95th percentile per-packet one-way delay: 49.859 ms
Loss rate: 0.94%
```

Run 1: Report of TCP BBR — Data Link

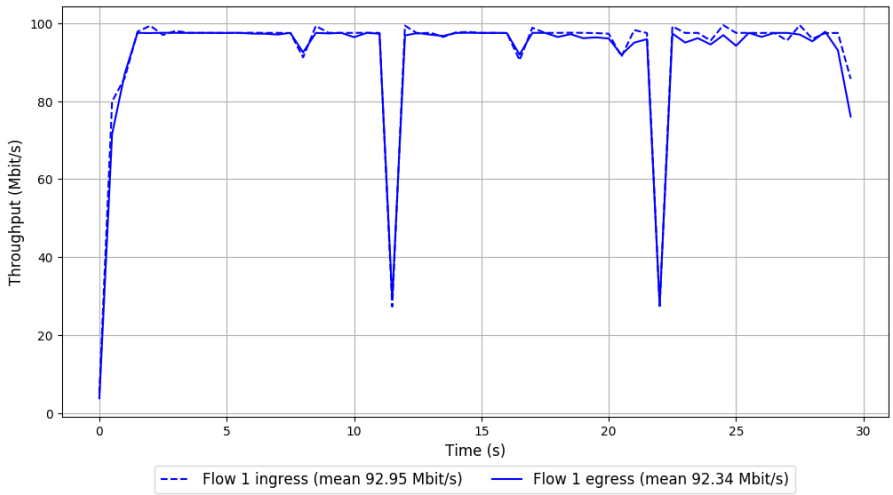

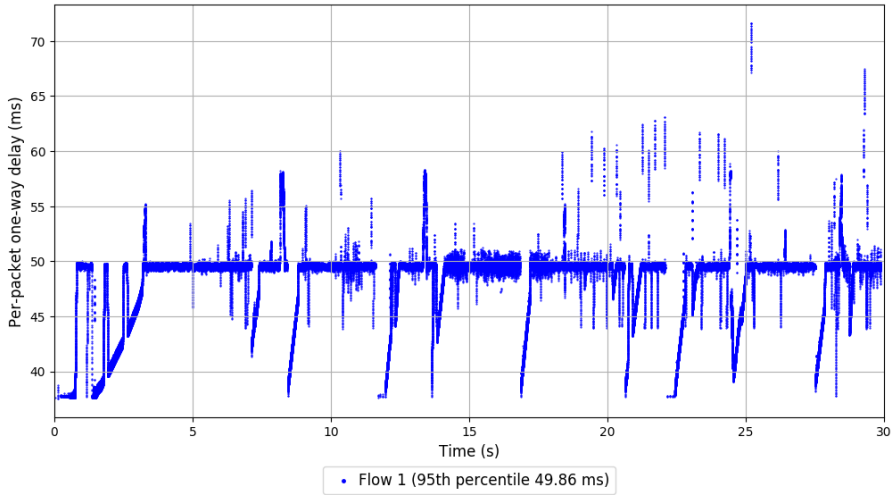

```
Run 2: Statistics of TCP BBR

Start at: Sun, 16 Jul 2017 22:48:27 +0000
End at: Sun, 16 Jul 2017 22:48:57 +0000
Local clock offset: 1.043 ms
Remote clock offset: 1.686 ms

# Below is generated by plot.py at Mon, 17 Jul 2017 02:11:21 +0000
# Datalink statistics
-- Total of 1 flow:
Average throughput: 92.65 Mbit/s
95th percentile per-packet one-way delay: 49.658 ms
Loss rate: 0.60%
-- Flow 1:
Average throughput: 92.65 Mbit/s
95th percentile per-packet one-way delay: 49.658 ms
Loss rate: 0.60%
```

Run 2: Report of TCP BBR — Data Link

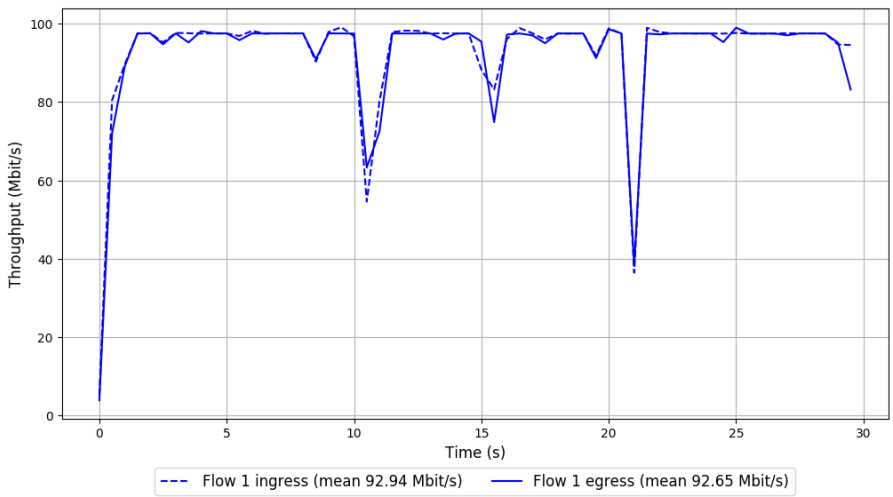

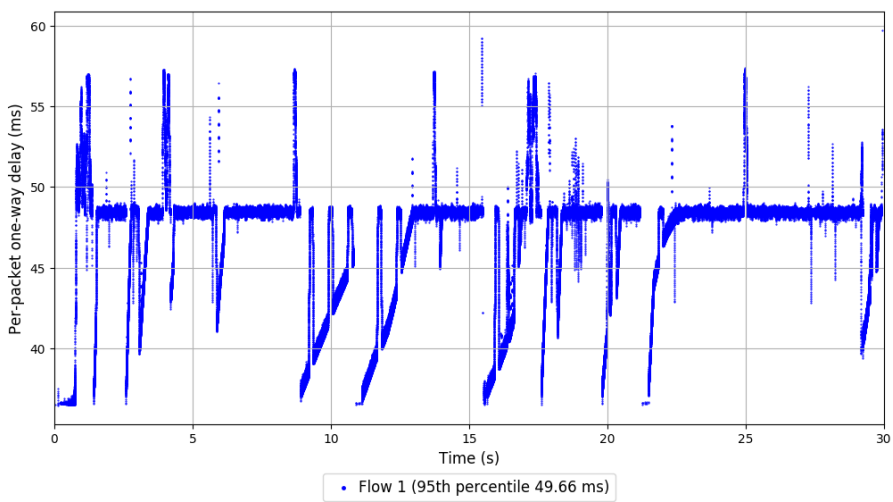

```
Run 3: Statistics of TCP BBR

Start at: Sun, 16 Jul 2017 23:08:17 +0000
End at: Sun, 16 Jul 2017 23:08:47 +0000
Local clock offset: 1.226 ms
Remote clock offset: 1.181 ms

# Below is generated by plot.py at Mon, 17 Jul 2017 02:11:28 +0000
# Datalink statistics
-- Total of 1 flow:
Average throughput: 92.92 Mbit/s
95th percentile per-packet one-way delay: 53.266 ms
Loss rate: 0.66%
-- Flow 1:
Average throughput: 92.92 Mbit/s
95th percentile per-packet one-way delay: 53.266 ms
Loss rate: 0.66%
```

Run 3: Report of TCP BBR — Data Link

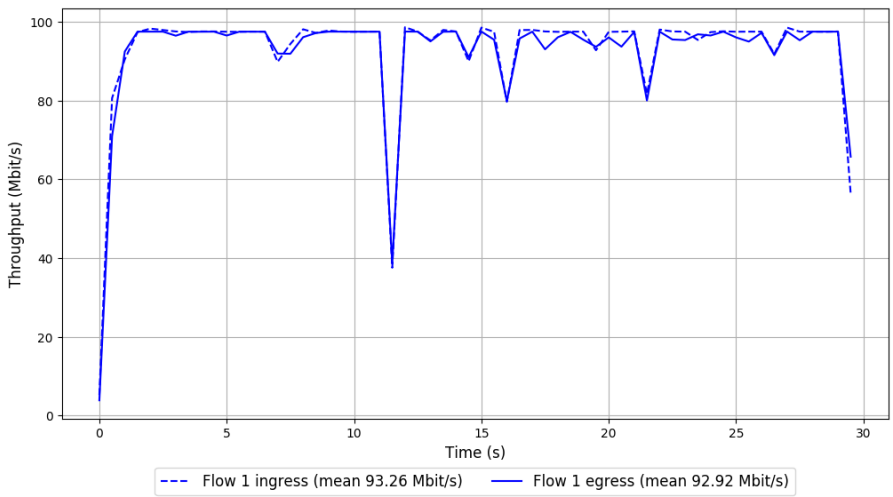

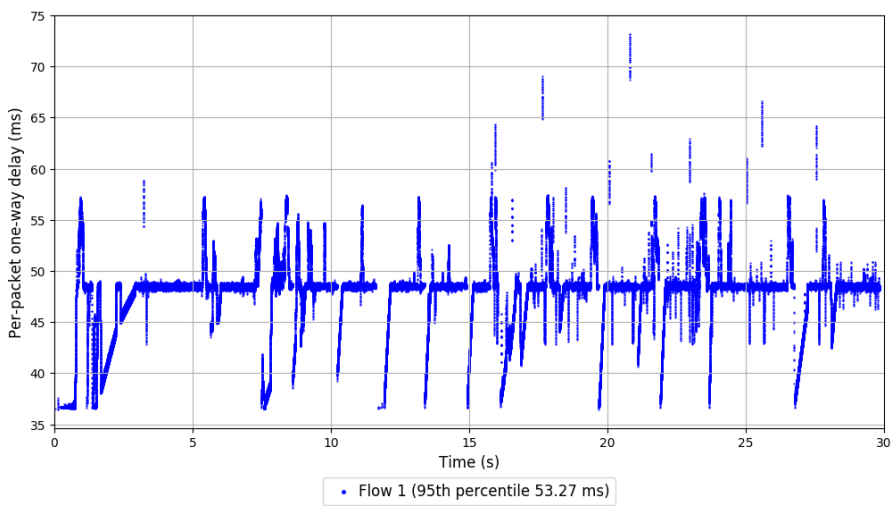

```
Run 4: Statistics of TCP BBR

Start at: Sun, 16 Jul 2017 23:27:59 +0000
End at: Sun, 16 Jul 2017 23:28:29 +0000
Local clock offset: 1.25 ms
Remote clock offset: 0.27 ms

# Below is generated by plot.py at Mon, 17 Jul 2017 02:11:34 +0000
# Datalink statistics
-- Total of 1 flow:
Average throughput: 93.69 Mbit/s
95th percentile per-packet one-way delay: 49.284 ms
Loss rate: 0.63%
-- Flow 1:
Average throughput: 93.69 Mbit/s
95th percentile per-packet one-way delay: 49.284 ms
Loss rate: 0.63%
```

Run 4: Report of TCP BBR — Data Link

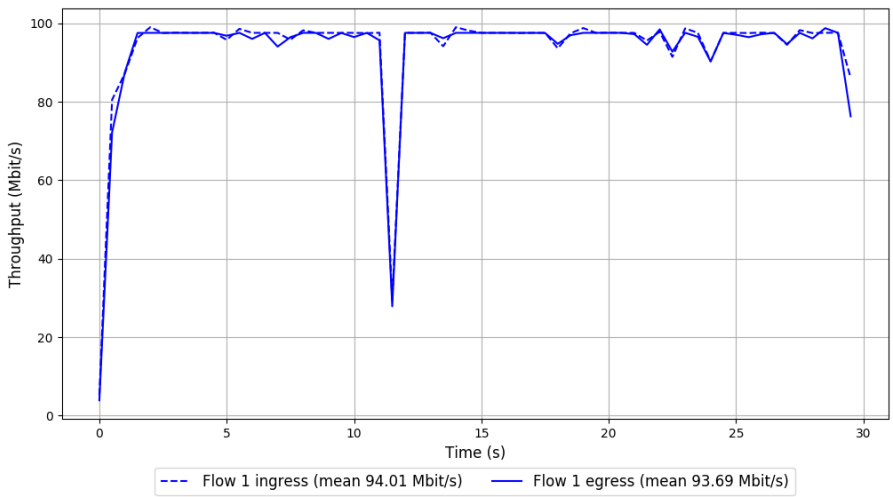

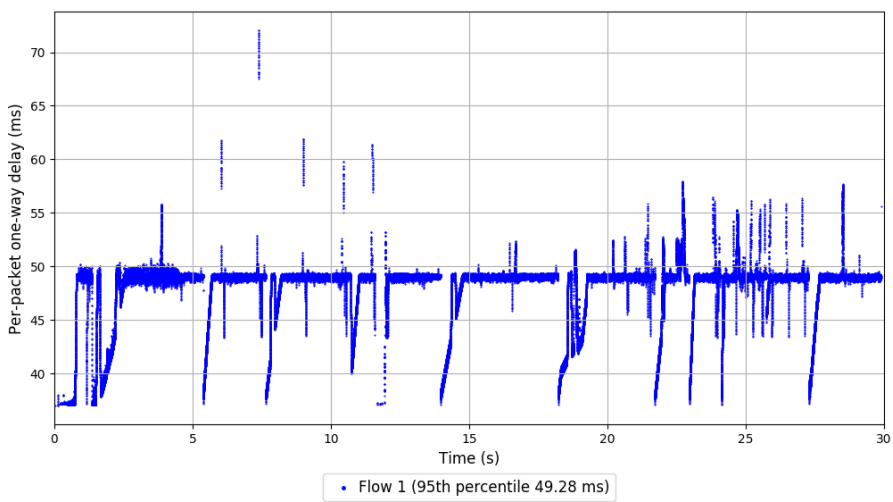

```
Run 5: Statistics of TCP BBR

Start at: Sun, 16 Jul 2017 23:47:39 +0000
End at: Sun, 16 Jul 2017 23:48:09 +0000
Local clock offset: 1.229 ms
Remote clock offset: 0.354 ms

# Below is generated by plot.py at Mon, 17 Jul 2017 02:11:40 +0000
# Datalink statistics
-- Total of 1 flow:
Average throughput: 92.67 Mbit/s
95th percentile per-packet one-way delay: 49.254 ms
Loss rate: 0.58%
-- Flow 1:
Average throughput: 92.67 Mbit/s
95th percentile per-packet one-way delay: 49.254 ms
Loss rate: 0.58%
```

Run 5: Report of TCP BBR — Data Link

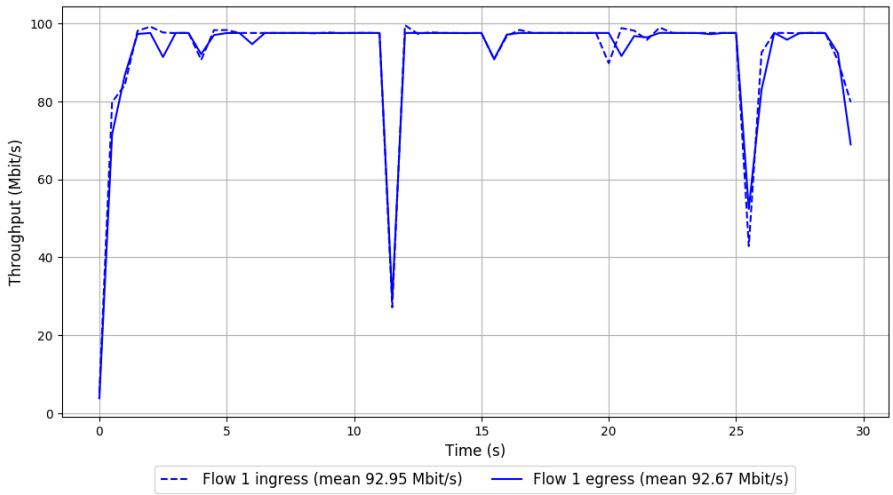

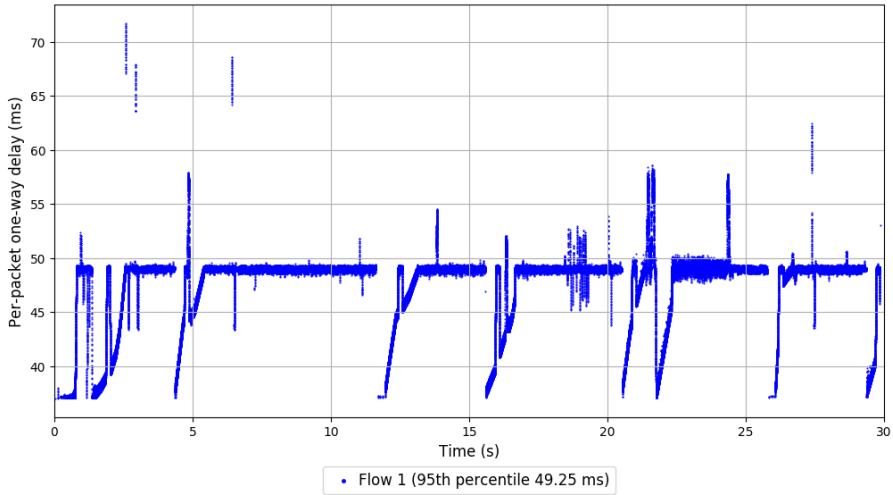

```
Run 6: Statistics of TCP BBR

Start at: Mon, 17 Jul 2017 00:07:25 +0000
End at: Mon, 17 Jul 2017 00:07:55 +0000
Local clock offset: 1.095 ms
Remote clock offset: -0.591 ms

# Below is generated by plot.py at Mon, 17 Jul 2017 02:11:47 +0000
# Datalink statistics
-- Total of 1 flow:
Average throughput: 93.09 Mbit/s
95th percentile per-packet one-way delay: 49.424 ms
Loss rate: 0.49%
-- Flow 1:
Average throughput: 93.09 Mbit/s
95th percentile per-packet one-way delay: 49.424 ms
Loss rate: 0.49%
```

Run 6: Report of TCP BBR — Data Link

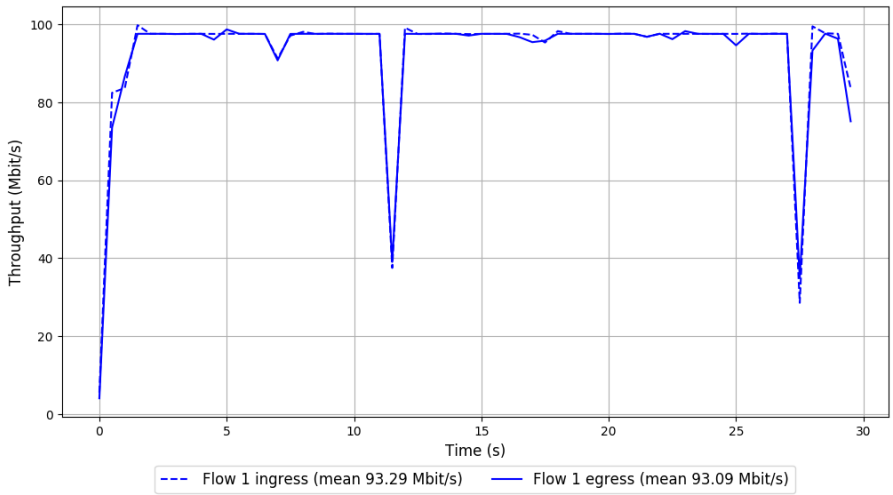

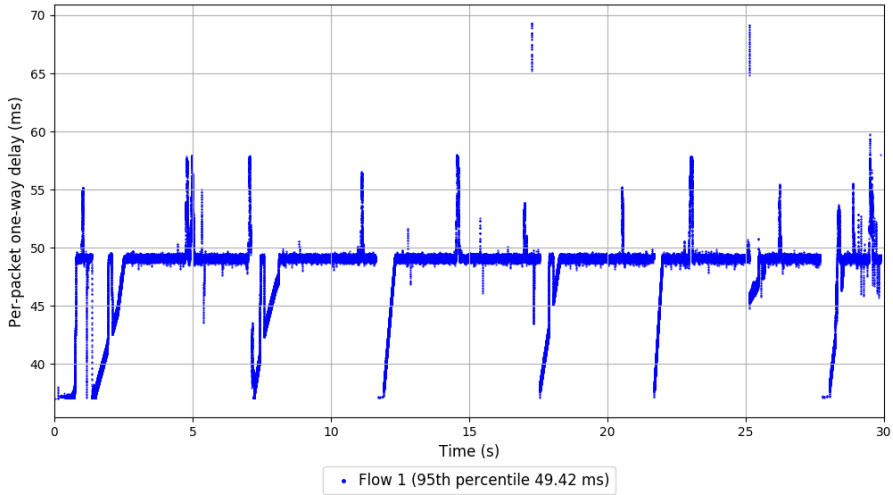

```
Run 7: Statistics of TCP BBR

Start at: Mon, 17 Jul 2017 00:27:06 +0000
End at: Mon, 17 Jul 2017 00:27:36 +0000
Local clock offset: 0.791 ms
Remote clock offset: -2.994 ms

# Below is generated by plot.py at Mon, 17 Jul 2017 02:11:52 +0000
# Datalink statistics
-- Total of 1 flow:
Average throughput: 92.99 Mbit/s
95th percentile per-packet one-way delay: 51.846 ms
Loss rate: 0.52%
-- Flow 1:
Average throughput: 92.99 Mbit/s
95th percentile per-packet one-way delay: 51.846 ms
Loss rate: 0.52%
```

Run 7: Report of TCP BBR — Data Link

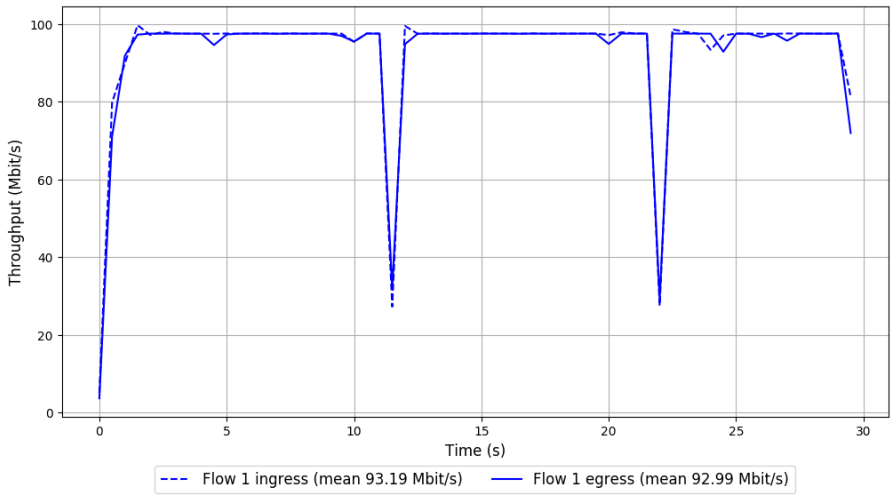

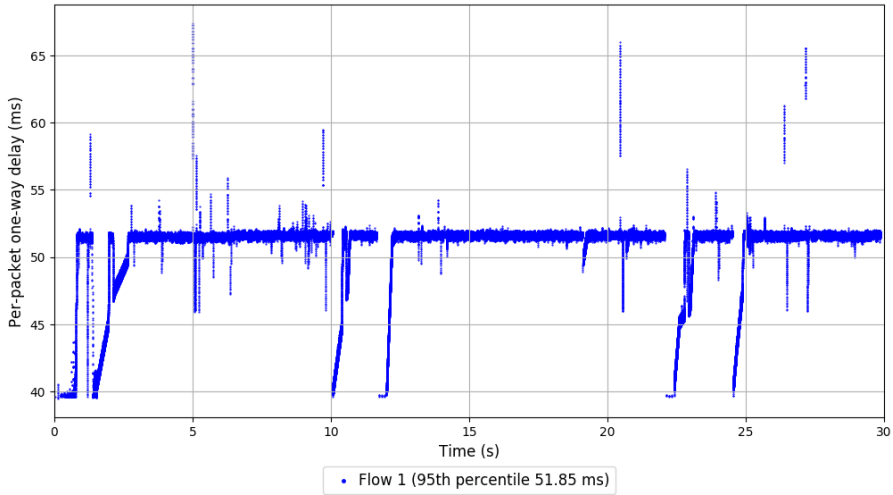

```
Run 8: Statistics of TCP BBR

Start at: Mon, 17 Jul 2017 00:46:51 +0000
End at: Mon, 17 Jul 2017 00:47:21 +0000
Local clock offset: 0.683 ms
Remote clock offset: -1.265 ms

# Below is generated by plot.py at Mon, 17 Jul 2017 02:11:59 +0000
# Datalink statistics
-- Total of 1 flow:
Average throughput: 92.37 Mbit/s
95th percentile per-packet one-way delay: 51.144 ms
Loss rate: 0.55%
-- Flow 1:
Average throughput: 92.37 Mbit/s
95th percentile per-packet one-way delay: 51.144 ms
Loss rate: 0.55%
```

Run 8: Report of TCP BBR — Data Link

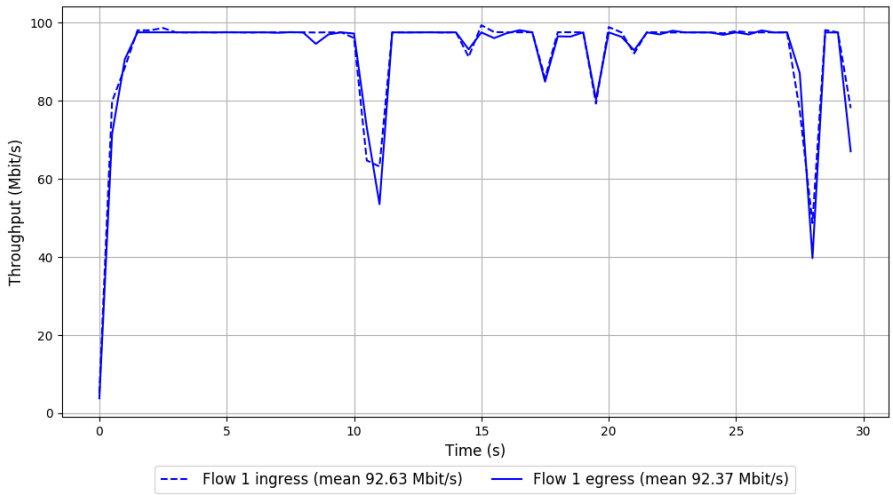

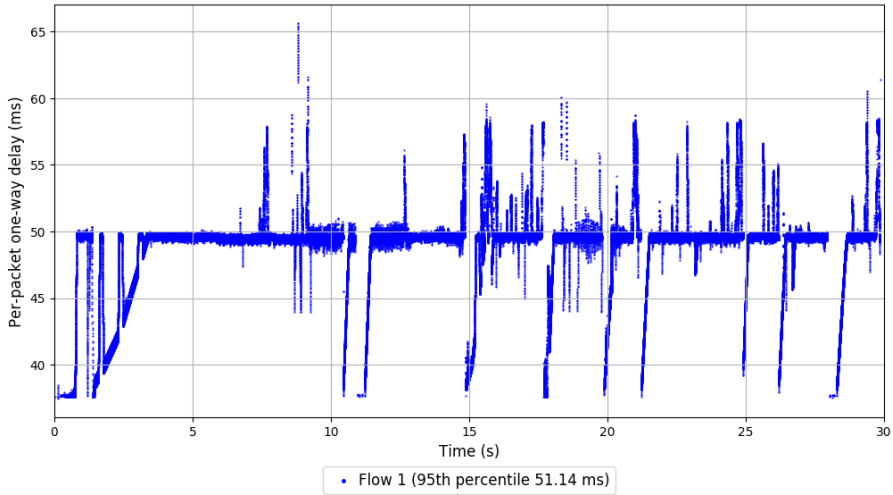

```
Run 9: Statistics of TCP BBR

Start at: Mon, 17 Jul 2017 01:06:33 +0000
End at: Mon, 17 Jul 2017 01:07:03 +0000
Local clock offset: 0.362 ms
Remote clock offset: -3.604 ms

# Below is generated by plot.py at Mon, 17 Jul 2017 02:12:04 +0000
# Datalink statistics
-- Total of 1 flow:
Average throughput: 93.63 Mbit/s
95th percentile per-packet one-way delay: 51.905 ms
Loss rate: 0.44%
-- Flow 1:
Average throughput: 93.63 Mbit/s
95th percentile per-packet one-way delay: 51.905 ms
Loss rate: 0.44%
```

Run 9: Report of TCP BBR — Data Link

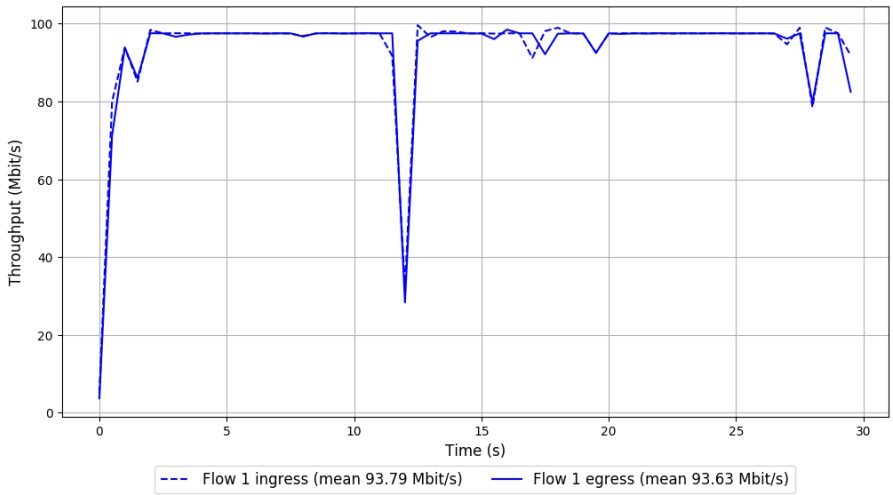

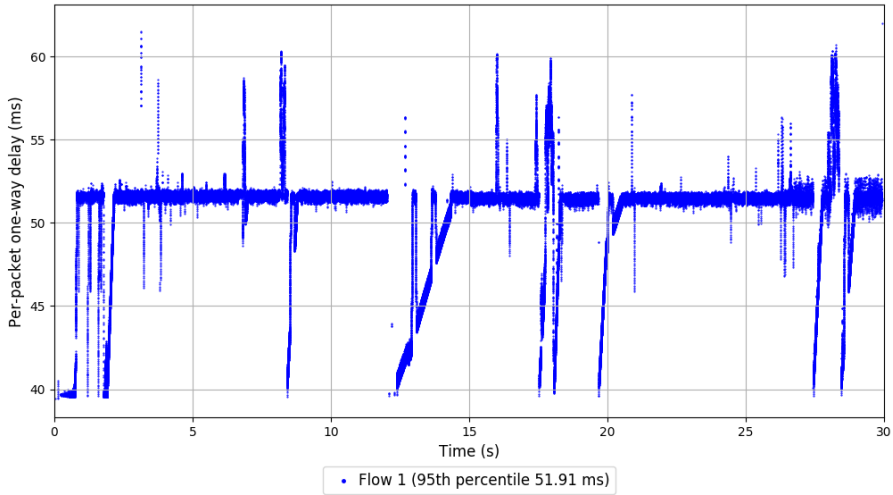

```
Run 10: Statistics of TCP BBR

Start at: Mon, 17 Jul 2017 01:26:25 +0000
End at: Mon, 17 Jul 2017 01:26:55 +0000
Local clock offset: 0.225 ms
Remote clock offset: -1.904 ms

# Below is generated by plot.py at Mon, 17 Jul 2017 02:12:11 +0000
# Datalink statistics
-- Total of 1 flow:
Average throughput: 92.71 Mbit/s
95th percentile per-packet one-way delay: 49.916 ms
Loss rate: 0.61%
-- Flow 1:
Average throughput: 92.71 Mbit/s
95th percentile per-packet one-way delay: 49.916 ms
Loss rate: 0.61%
```

Run 10: Report of TCP BBR — Data Link

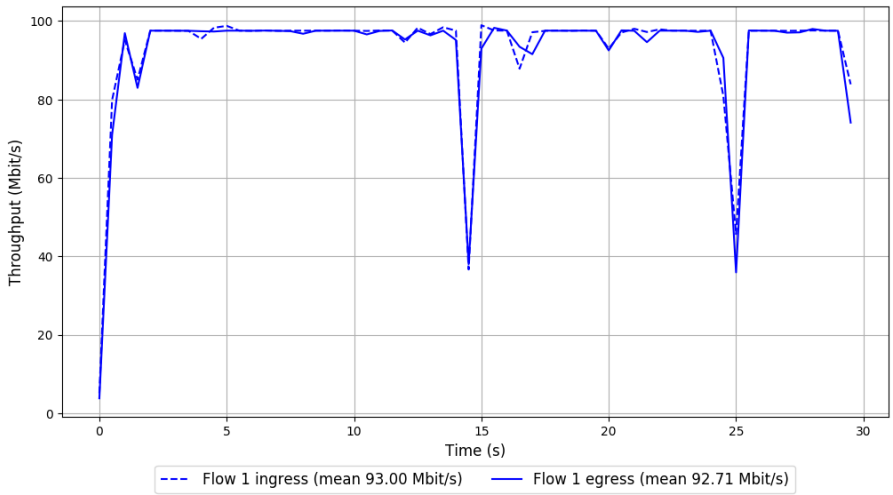

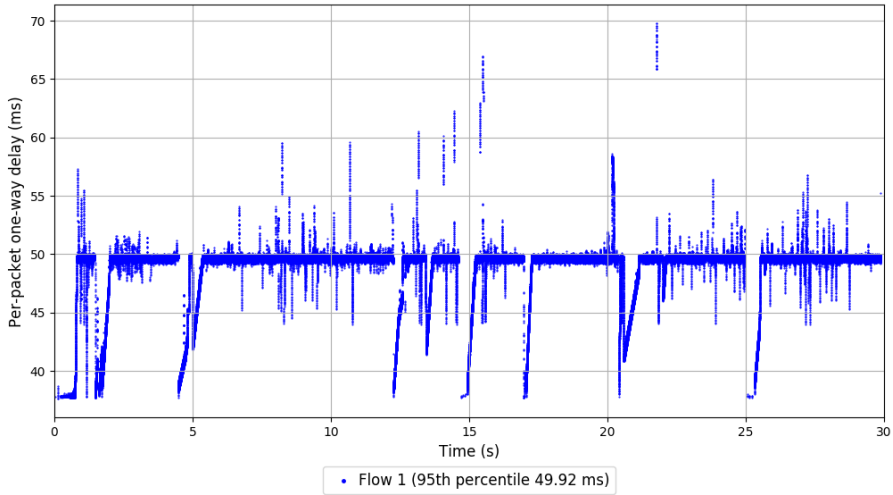

```
Run 1: Statistics of CalibratedKoho

Start at: Sun, 16 Jul 2017 22:40:37 +0000
End at: Sun, 16 Jul 2017 22:41:07 +0000
Local clock offset: 1.073 ms
Remote clock offset: 1.893 ms

# Below is generated by plot.py at Mon, 17 Jul 2017 02:12:16 +0000
# Datalink statistics
-- Total of 1 flow:
Average throughput: 87.94 Mbit/s
95th percentile per-packet one-way delay: 49.022 ms
Loss rate: 0.55%
-- Flow 1:
Average throughput: 87.94 Mbit/s
95th percentile per-packet one-way delay: 49.022 ms
Loss rate: 0.55%
```

Run 1: Report of CalibratedKoho — Data Link

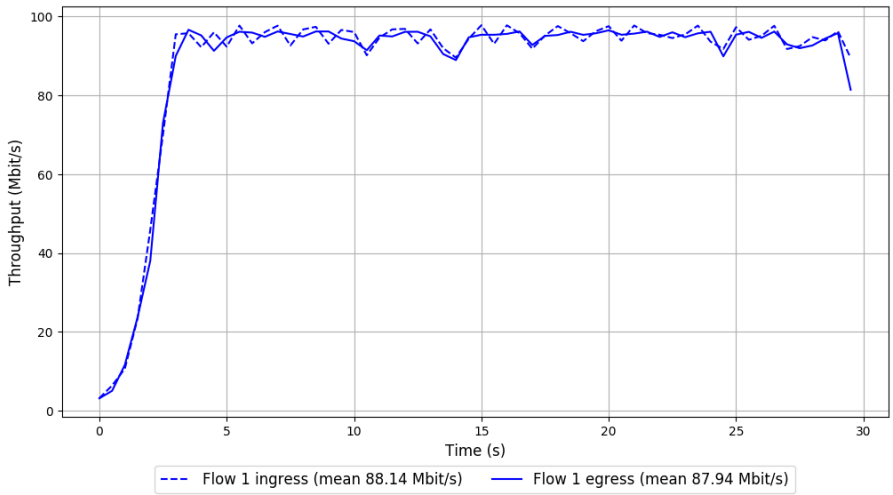

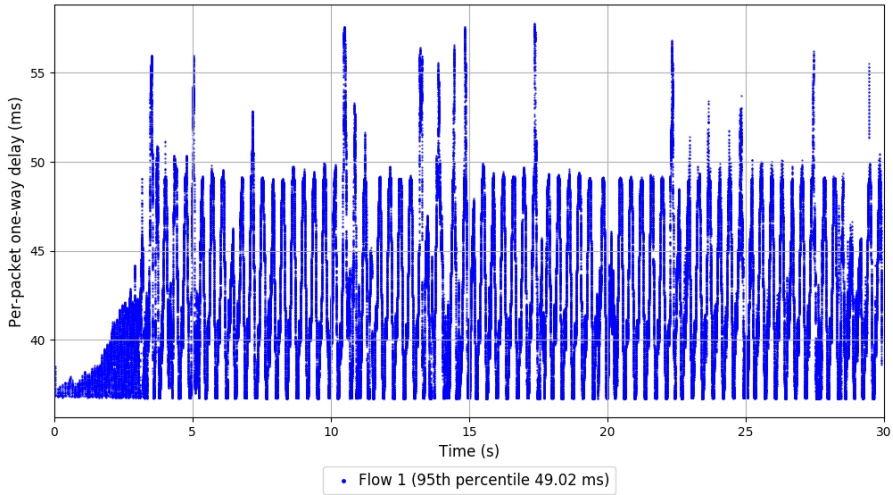

```
Run 2: Statistics of CalibratedKoho

Start at: Sun, 16 Jul 2017 23:00:25 +0000
End at: Sun, 16 Jul 2017 23:00:55 +0000
Local clock offset: 1.213 ms
Remote clock offset: 1.272 ms

# Below is generated by plot.py at Mon, 17 Jul 2017 02:12:26 +0000
# Datalink statistics
-- Total of 1 flow:
Average throughput: 87.48 Mbit/s
95th percentile per-packet one-way delay: 49.324 ms
Loss rate: 0.61%
-- Flow 1:
Average throughput: 87.48 Mbit/s
95th percentile per-packet one-way delay: 49.324 ms
Loss rate: 0.61%
```

Run 2: Report of CalibratedKoho — Data Link

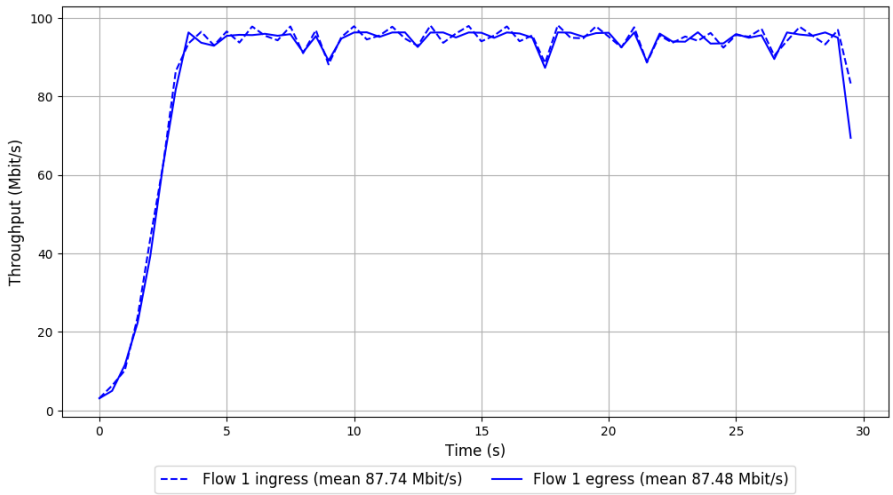

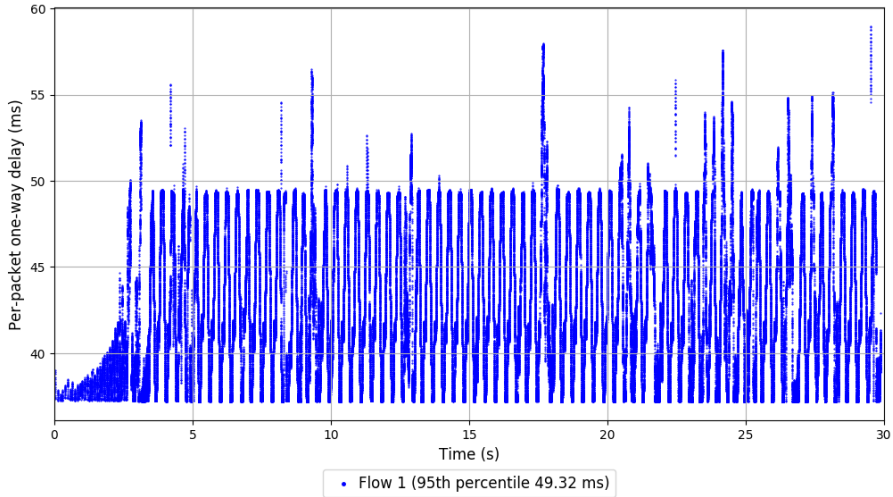

```
Run 3: Statistics of CalibratedKoho

Start at: Sun, 16 Jul 2017 23:20:06 +0000
End at: Sun, 16 Jul 2017 23:20:36 +0000
Local clock offset: 1.252 ms
Remote clock offset: 0.771 ms

# Below is generated by plot.py at Mon, 17 Jul 2017 02:12:27 +0000
# Datalink statistics
-- Total of 1 flow:
Average throughput: 88.10 Mbit/s
95th percentile per-packet one-way delay: 49.454 ms
Loss rate: 0.52%
-- Flow 1:
Average throughput: 88.10 Mbit/s
95th percentile per-packet one-way delay: 49.454 ms
Loss rate: 0.52%
```

Run 3: Report of CalibratedKoho — Data Link

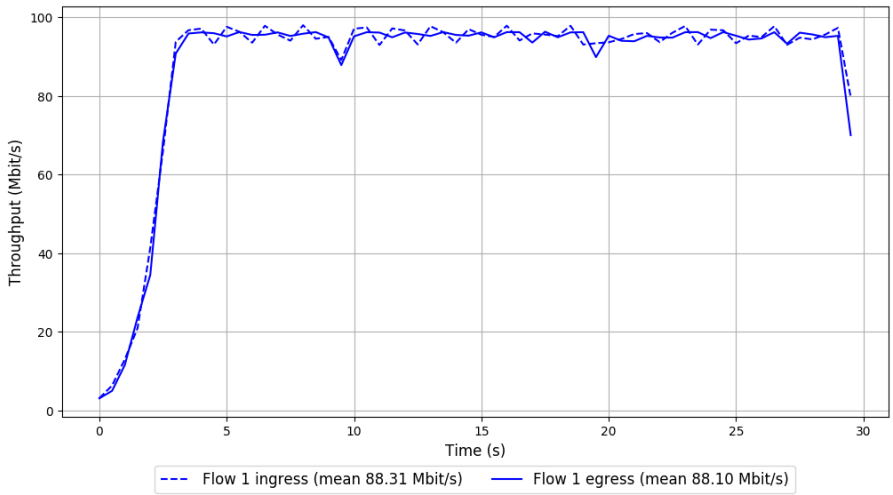

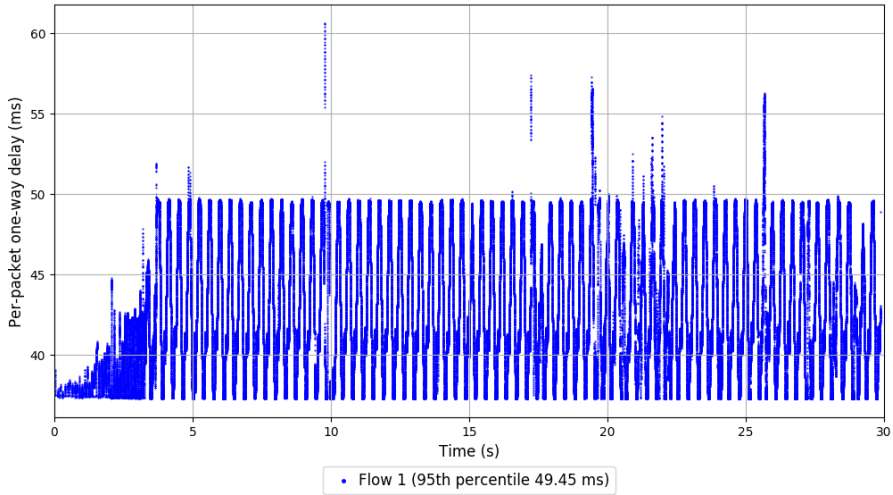

```
Run 4: Statistics of CalibratedKoho

Start at: Sun, 16 Jul 2017 23:39:48 +0000
End at: Sun, 16 Jul 2017 23:40:18 +0000
Local clock offset: 1.387 ms
Remote clock offset: 0.033 ms

# Below is generated by plot.py at Mon, 17 Jul 2017 02:12:35 +0000
# Datalink statistics
-- Total of 1 flow:
Average throughput: 87.42 Mbit/s
95th percentile per-packet one-way delay: 49.233 ms
Loss rate: 0.75%
-- Flow 1:
Average throughput: 87.42 Mbit/s
95th percentile per-packet one-way delay: 49.233 ms
Loss rate: 0.75%
```

Run 4: Report of CalibratedKoho — Data Link

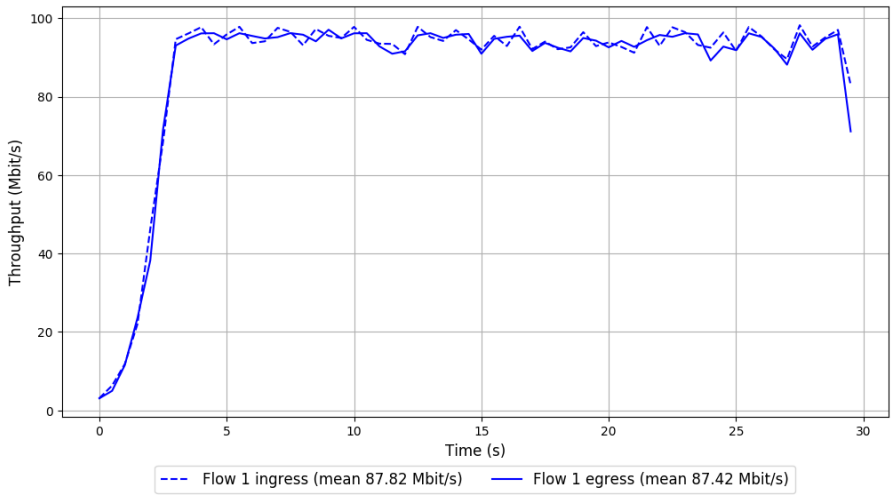

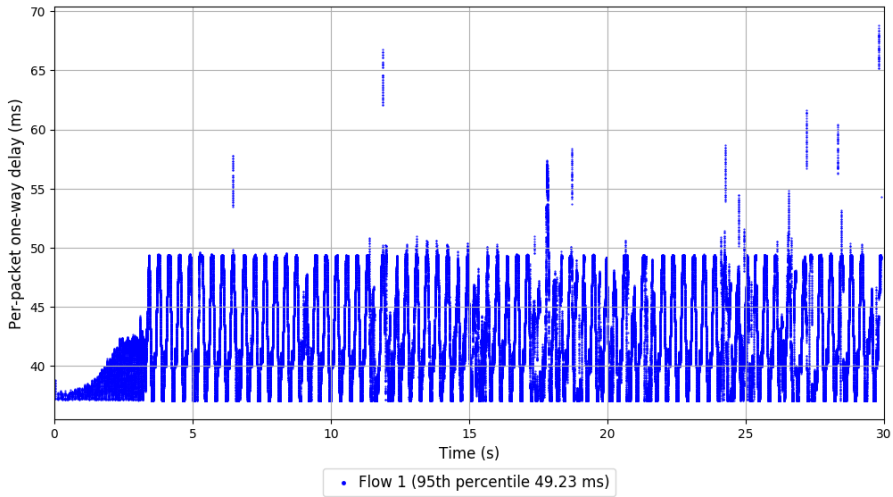

```
Run 5: Statistics of CalibratedKoho

Start at: Sun, 16 Jul 2017 23:59:29 +0000
End at: Sun, 16 Jul 2017 23:59:59 +0000
Local clock offset: 1.273 ms
Remote clock offset: -0.046 ms

# Below is generated by plot.py at Mon, 17 Jul 2017 02:12:40 +0000
# Datalink statistics
-- Total of 1 flow:
Average throughput: 87.43 Mbit/s
95th percentile per-packet one-way delay: 49.409 ms
Loss rate: 0.83%
-- Flow 1:
Average throughput: 87.43 Mbit/s
95th percentile per-packet one-way delay: 49.409 ms
Loss rate: 0.83%
```

Run 5: Report of CalibratedKoho — Data Link

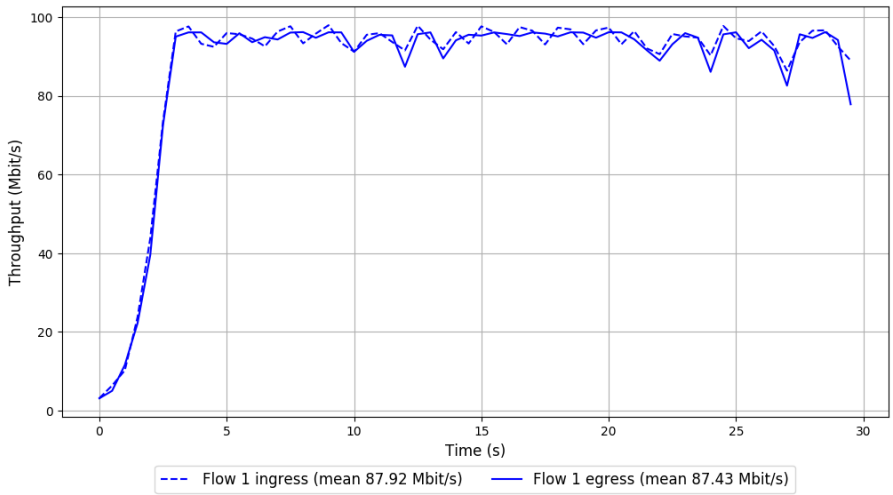

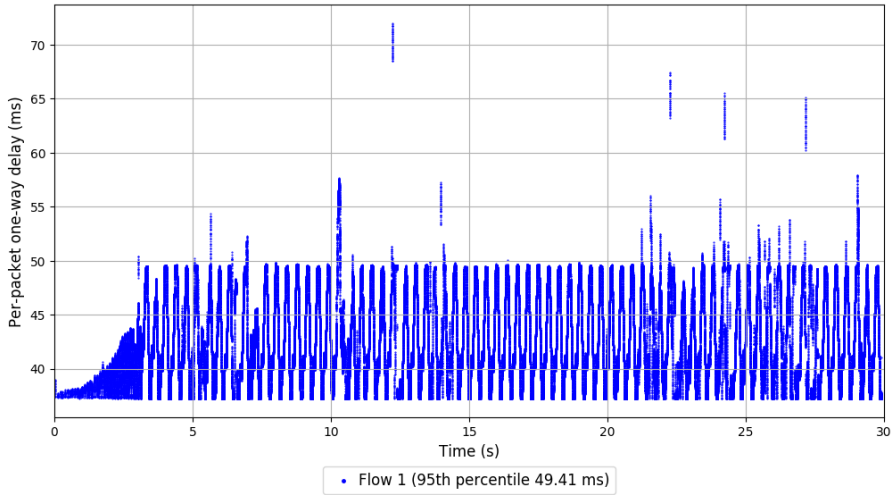

```
Run 6: Statistics of CalibratedKoho

Start at: Mon, 17 Jul 2017 00:19:17 +0000
End at: Mon, 17 Jul 2017 00:19:47 +0000
Local clock offset: 0.976 ms
Remote clock offset: -0.9 ms
```

Run 6: Report of CalibratedKoho — Data Link

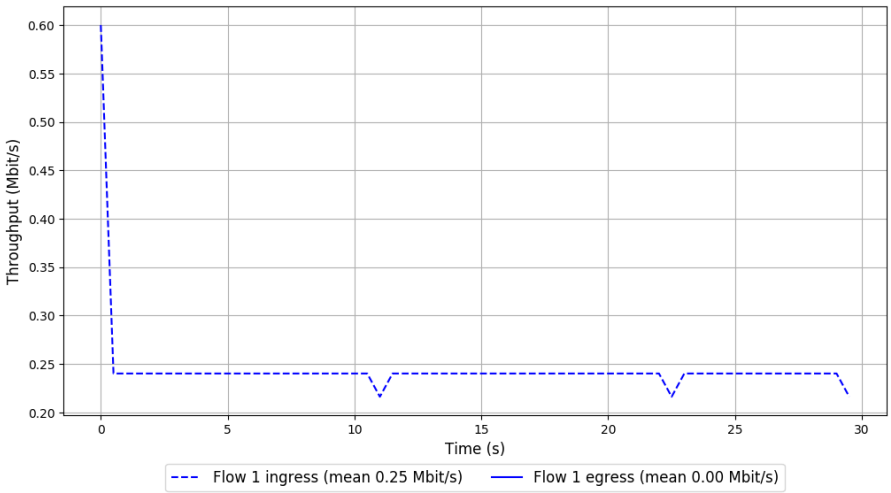

Figure is missing

```
Run 7: Statistics of CalibratedKoho

Start at: Mon, 17 Jul 2017 00:38:58 +0000
End at: Mon, 17 Jul 2017 00:39:28 +0000
Local clock offset: 0.805 ms
Remote clock offset: -1.306 ms

# Below is generated by plot.py at Mon, 17 Jul 2017 02:12:47 +0000
# Datalink statistics
-- Total of 1 flow:
Average throughput: 88.42 Mbit/s
95th percentile per-packet one-way delay: 49.892 ms
Loss rate: 0.53%
-- Flow 1:
Average throughput: 88.42 Mbit/s
95th percentile per-packet one-way delay: 49.892 ms
Loss rate: 0.53%
```

Run 7: Report of CalibratedKoho — Data Link

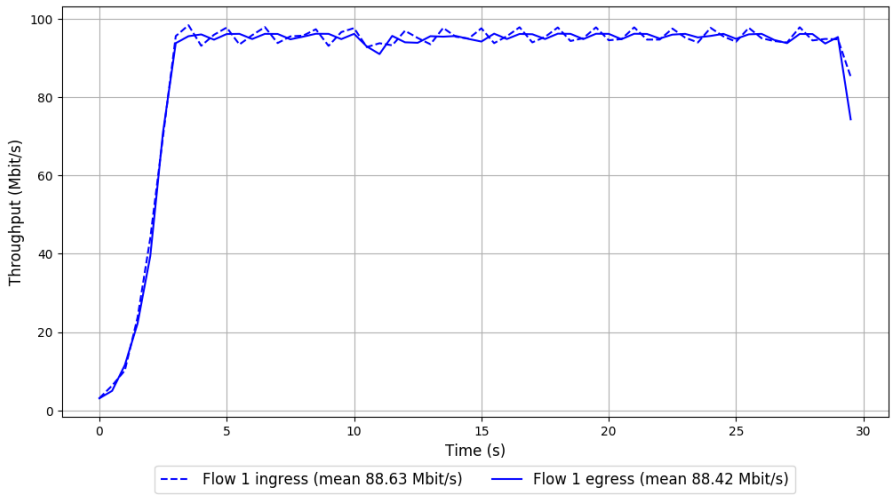

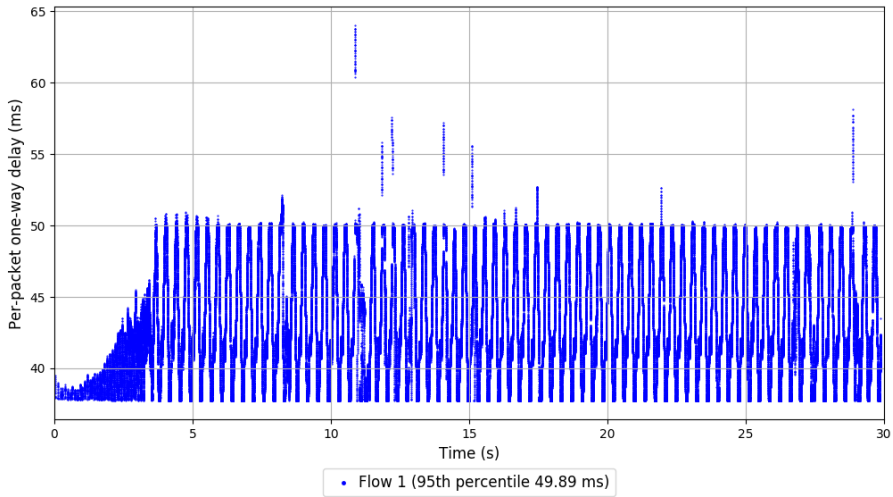

```
Run 8: Statistics of CalibratedKoho

Start at: Mon, 17 Jul 2017 00:58:45 +0000
End at: Mon, 17 Jul 2017 00:59:15 +0000
Local clock offset: 0.448 ms
Remote clock offset: -1.513 ms
```

Run 8: Report of CalibratedKoho — Data Link

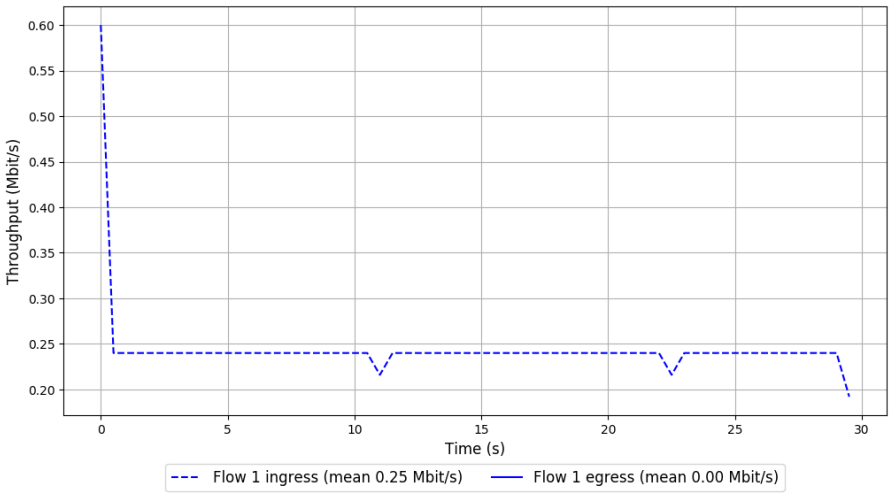

Figure is missing

```
Run 9: Statistics of CalibratedKoho

Start at: Mon, 17 Jul 2017 01:18:30 +0000
End at: Mon, 17 Jul 2017 01:19:00 +0000
Local clock offset: 0.341 ms
Remote clock offset: -3.836 ms

# Below is generated by plot.py at Mon, 17 Jul 2017 02:12:53 +0000
# Datalink statistics
-- Total of 1 flow:
Average throughput: 87.78 Mbit/s
95th percentile per-packet one-way delay: 51.953 ms
Loss rate: 0.68%
-- Flow 1:
Average throughput: 87.78 Mbit/s
95th percentile per-packet one-way delay: 51.953 ms
Loss rate: 0.68%
```

Run 9: Report of CalibratedKoho — Data Link

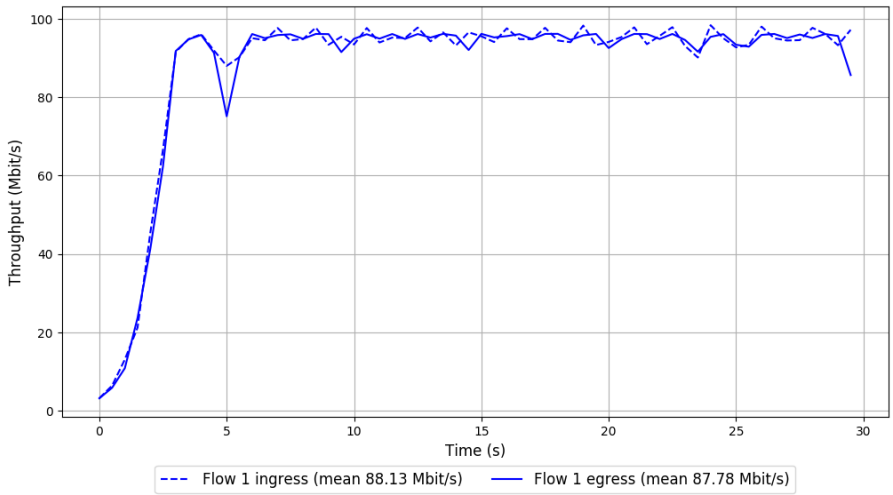

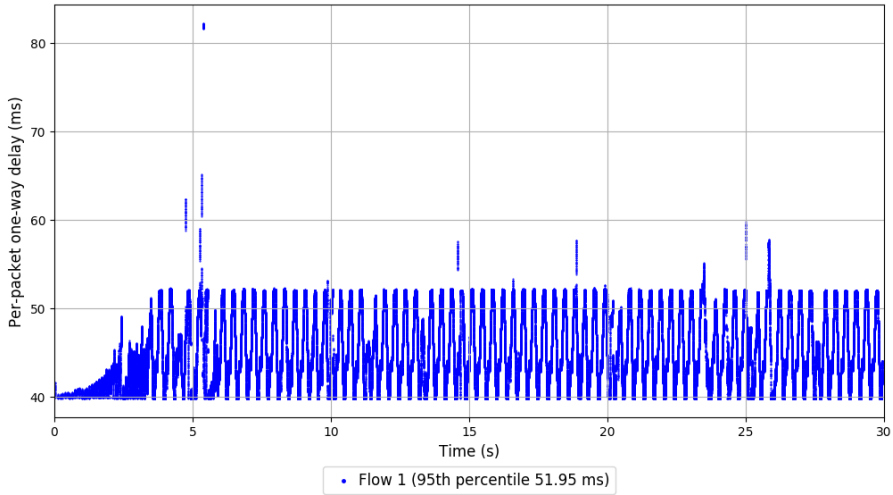

```
Run 10: Statistics of CalibratedKoho

Start at: Mon, 17 Jul 2017 01:38:18 +0000
End at: Mon, 17 Jul 2017 01:38:48 +0000
Local clock offset: 0.257 ms
Remote clock offset: -2.037 ms

# Below is generated by plot.py at Mon, 17 Jul 2017 02:12:59 +0000
# Datalink statistics
-- Total of 1 flow:
Average throughput: 88.51 Mbit/s
95th percentile per-packet one-way delay: 49.877 ms
Loss rate: 0.46%
-- Flow 1:
Average throughput: 88.51 Mbit/s
95th percentile per-packet one-way delay: 49.877 ms
Loss rate: 0.46%
```

Run 10: Report of CalibratedKoho — Data Link

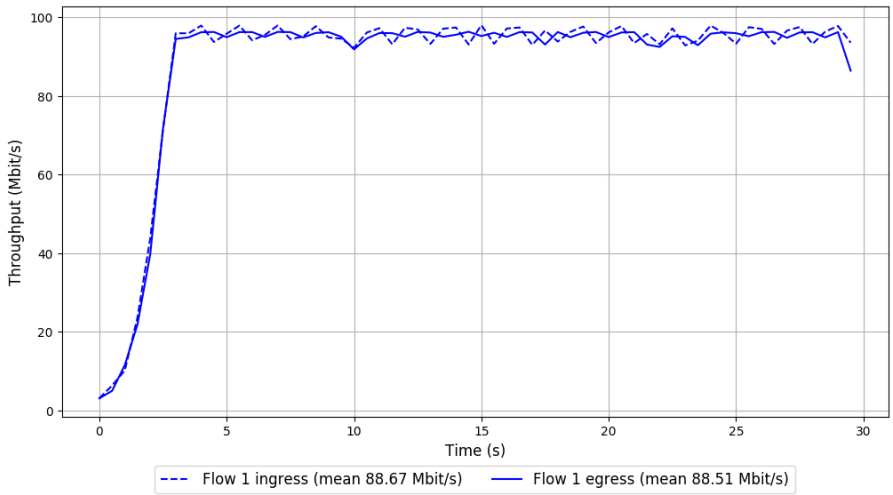

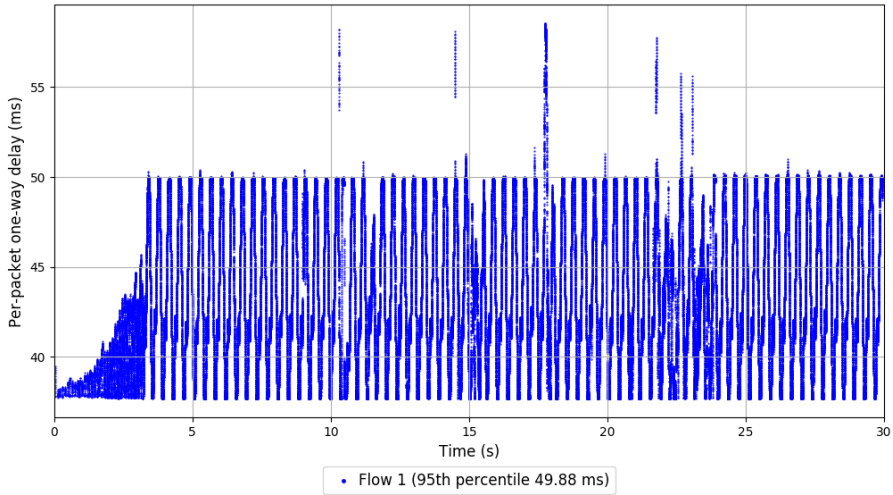

```
Run 1: Statistics of Copa

Start at: Sun, 16 Jul 2017 22:41:59 +0000
End at: Sun, 16 Jul 2017 22:42:30 +0000
Local clock offset: 1.083 ms
Remote clock offset: 1.397 ms
```

Run 1: Report of Copa — Data Link

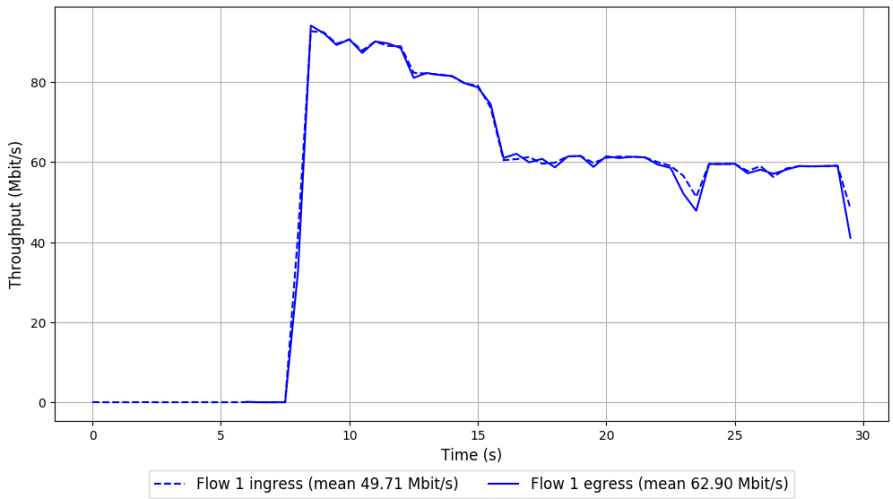

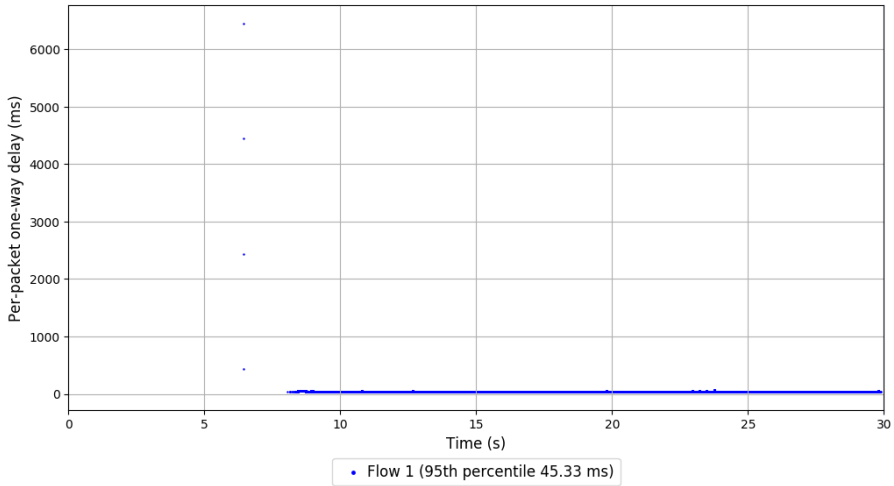

```
Run 2: Statistics of Copa

Start at: Sun, 16 Jul 2017 23:01:48 +0000
End at: Sun, 16 Jul 2017 23:02:18 +0000
Local clock offset: 1.127 ms
Remote clock offset: -1.21 ms
```

Run 2: Report of Copa — Data Link

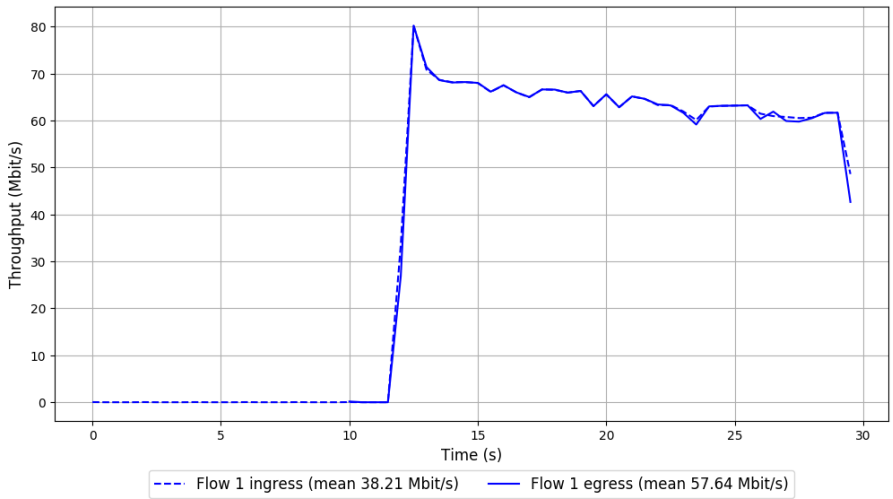

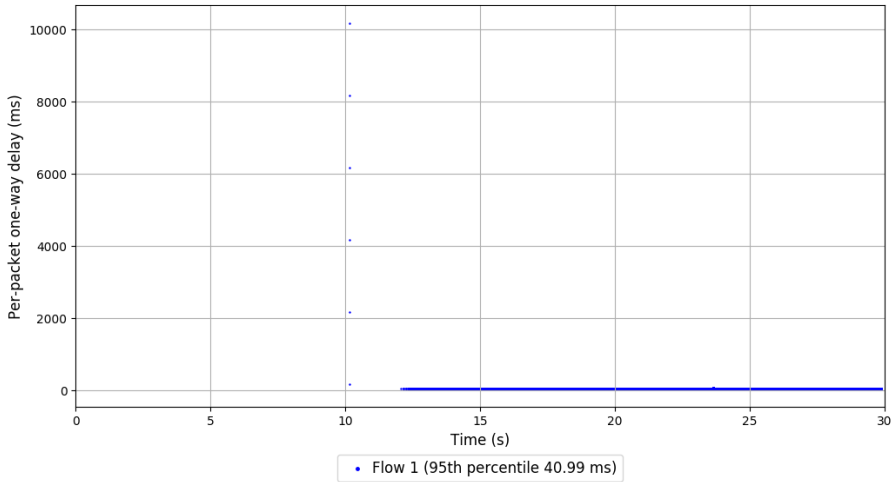

```
Run 3: Statistics of Copa

Start at: Sun, 16 Jul 2017 23:21:29 +0000
End at: Sun, 16 Jul 2017 23:21:59 +0000
Local clock offset: 1.136 ms
Remote clock offset: 0.847 ms
```

Run 3: Report of Copa — Data Link

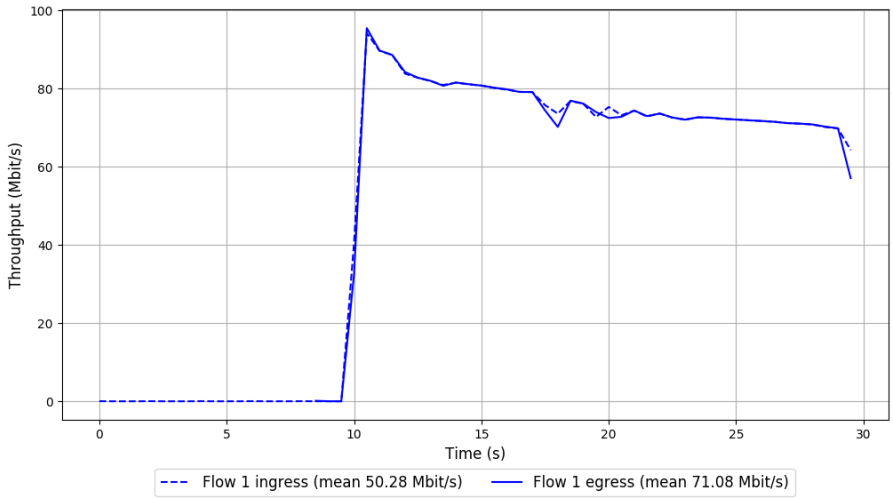

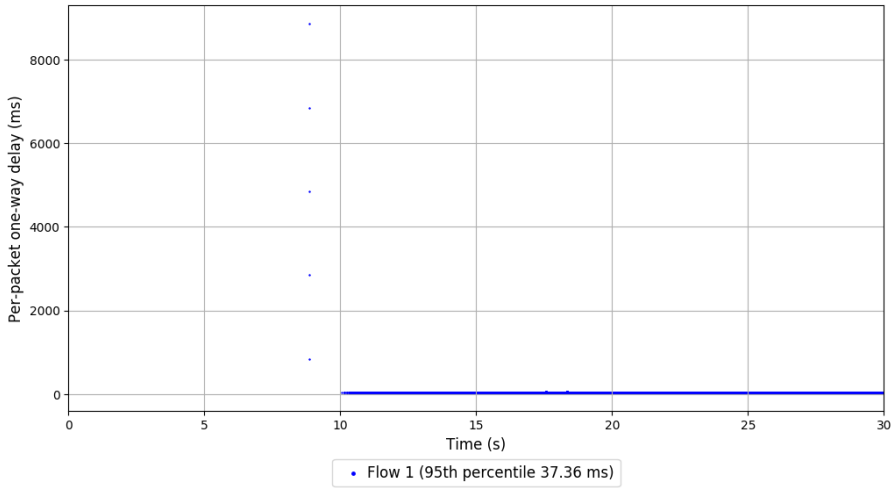

```
Run 4: Statistics of Copa

Start at: Sun, 16 Jul 2017 23:41:10 +0000
End at: Sun, 16 Jul 2017 23:41:40 +0000
Local clock offset: 1.286 ms
Remote clock offset: 0.51 ms
```

Run 4: Report of Copa — Data Link

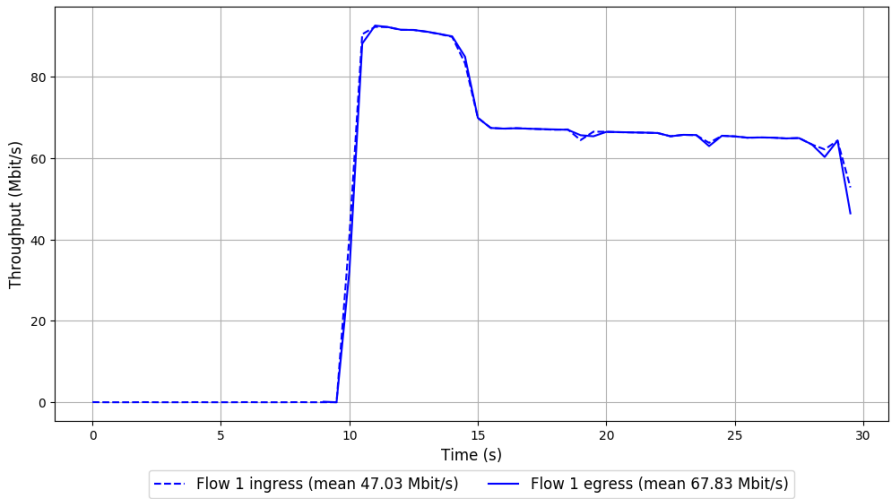

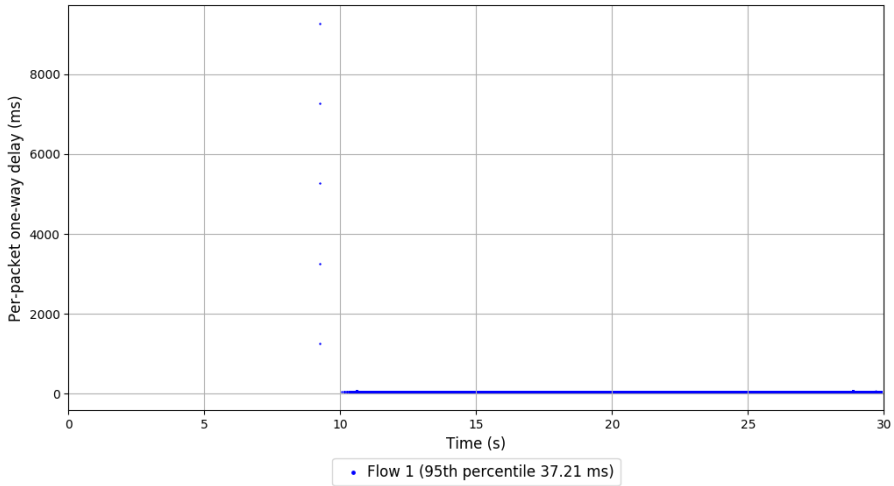

```
Run 5: Statistics of Copa

Start at: Mon, 17 Jul 2017 00:00:53 +0000
End at: Mon, 17 Jul 2017 00:01:23 +0000
Local clock offset: 1.261 ms
Remote clock offset: -2.453 ms

# Below is generated by plot.py at Mon, 17 Jul 2017 02:13:32 +0000
# Datalink statistics
-- Total of 1 flow:
Average throughput: 66.56 Mbit/s
95th percentile per-packet one-way delay: 39.748 ms
Loss rate: 0.40%
-- Flow 1:
Average throughput: 66.56 Mbit/s
95th percentile per-packet one-way delay: 39.748 ms
Loss rate: 0.40%
```

Run 5: Report of Copa — Data Link

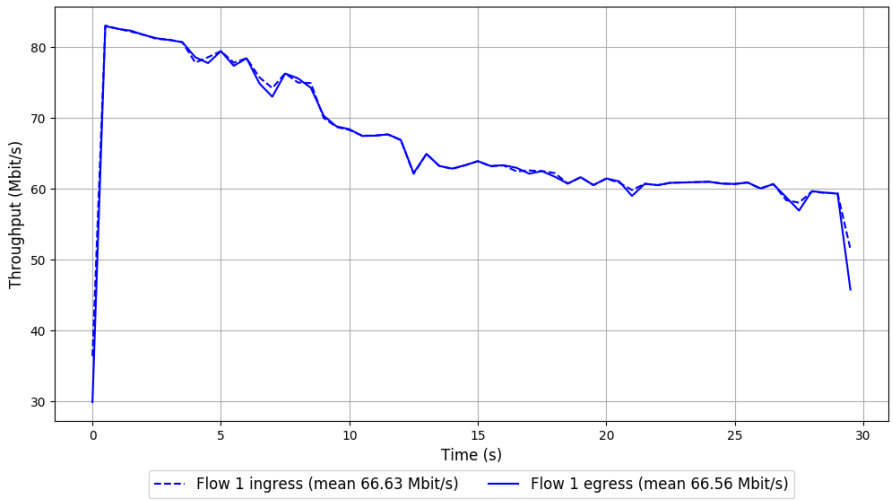

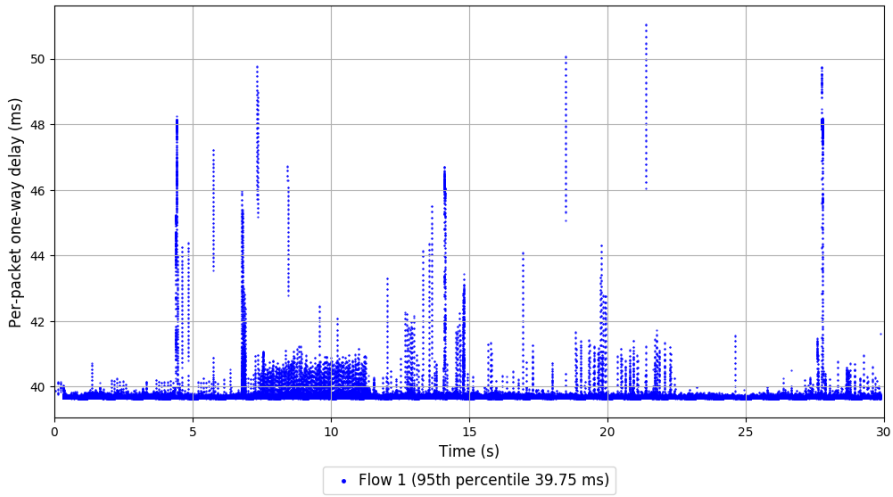

```
Run 6: Statistics of Copa

Start at: Mon, 17 Jul 2017 00:20:32 +0000
End at: Mon, 17 Jul 2017 00:21:02 +0000
Local clock offset: 0.878 ms
Remote clock offset: -2.894 ms

# Below is generated by plot.py at Mon, 17 Jul 2017 02:13:38 +0000
# Datalink statistics
-- Total of 1 flow:
Average throughput: 69.52 Mbit/s
95th percentile per-packet one-way delay: 39.699 ms
Loss rate: 0.61%
-- Flow 1:
Average throughput: 69.52 Mbit/s
95th percentile per-packet one-way delay: 39.699 ms
Loss rate: 0.61%
```

Run 6: Report of Copa — Data Link

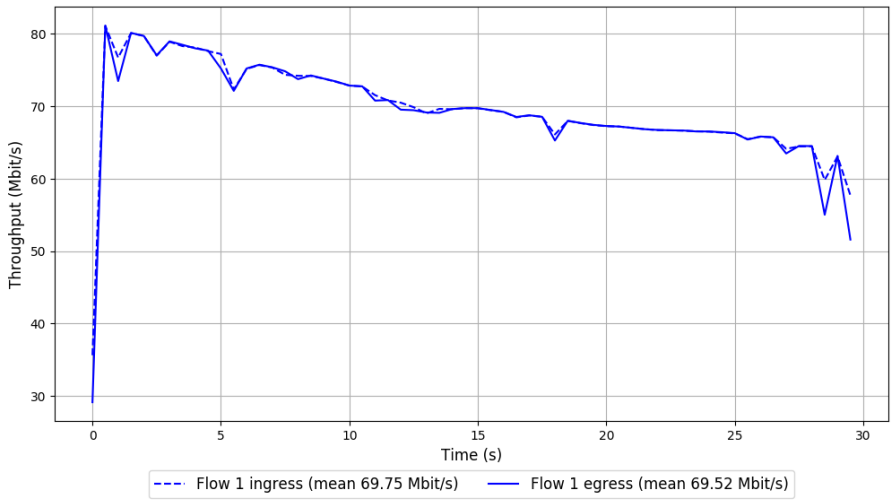

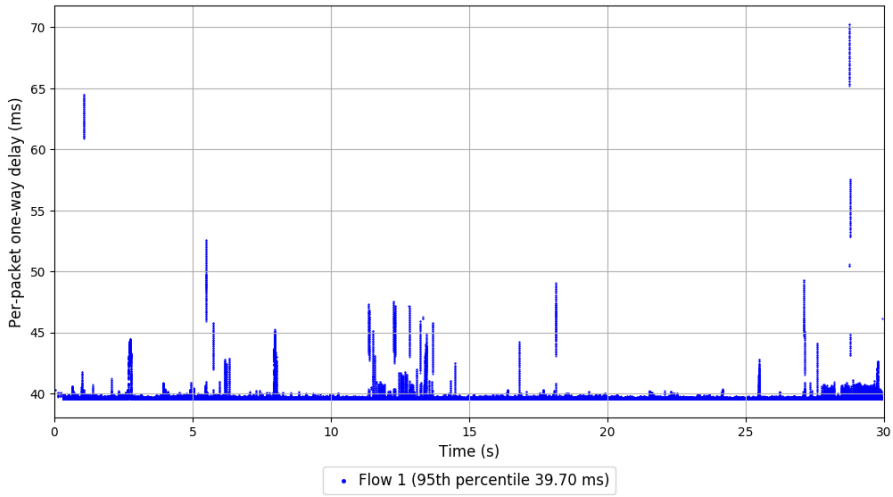

```
Run 7: Statistics of Copa

Start at: Mon, 17 Jul 2017 00:40:20 +0000
End at: Mon, 17 Jul 2017 00:40:50 +0000
Local clock offset: 0.691 ms
Remote clock offset: -0.761 ms
```

Run 7: Report of Copa — Data Link

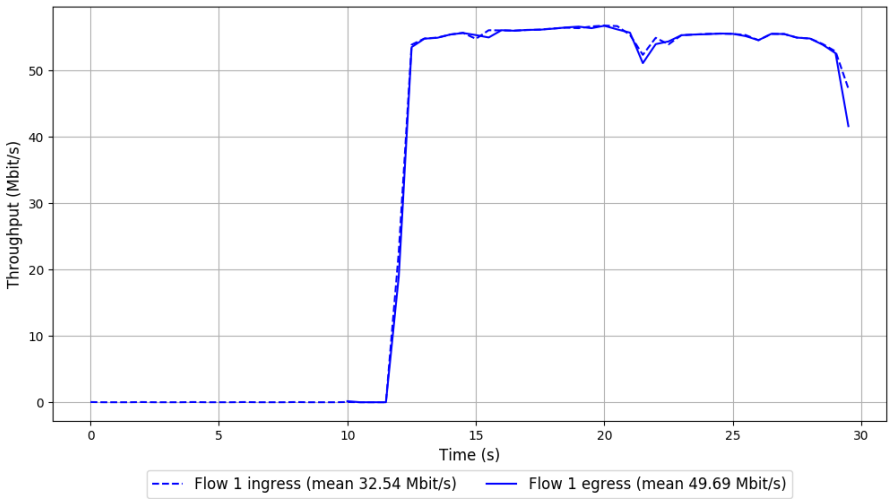

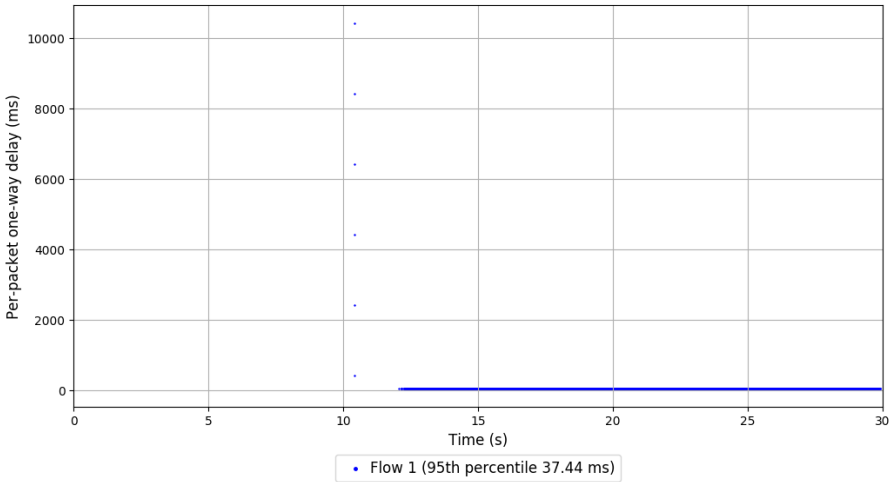

```
Run 8: Statistics of Copa

Start at: Mon, 17 Jul 2017 01:00:00 +0000
End at: Mon, 17 Jul 2017 01:00:30 +0000
Local clock offset: 0.454 ms
Remote clock offset: -3.559 ms

# Below is generated by plot.py at Mon, 17 Jul 2017 02:13:52 +0000
# Datalink statistics
-- Total of 1 flow:
Average throughput: 53.24 Mbit/s
95th percentile per-packet one-way delay: 39.717 ms
Loss rate: 0.41%
-- Flow 1:
Average throughput: 53.24 Mbit/s
95th percentile per-packet one-way delay: 39.717 ms
Loss rate: 0.41%
```

Run 8: Report of Copa — Data Link

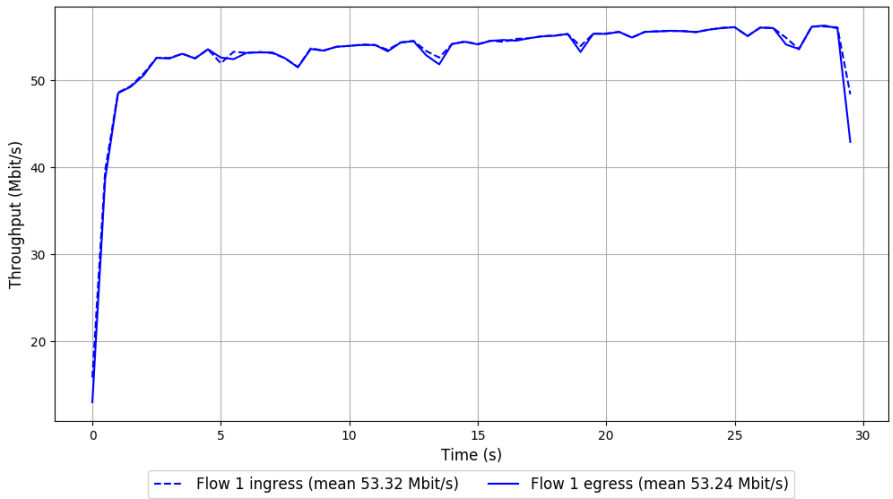

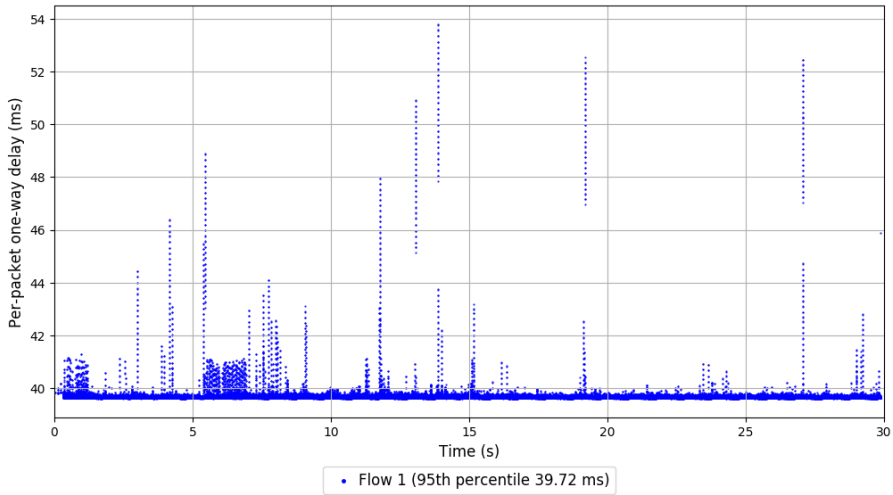

```
Run 9: Statistics of Copa

Start at: Mon, 17 Jul 2017 01:19:52 +0000
End at: Mon, 17 Jul 2017 01:20:22 +0000
Local clock offset: 0.334 ms
Remote clock offset: -3.741 ms

# Below is generated by plot.py at Mon, 17 Jul 2017 02:13:53 +0000
# Datalink statistics
-- Total of 1 flow:
Average throughput: 53.12 Mbit/s
95th percentile per-packet one-way delay: 39.802 ms
Loss rate: 0.58%
-- Flow 1:
Average throughput: 53.12 Mbit/s
95th percentile per-packet one-way delay: 39.802 ms
Loss rate: 0.58%
```

Run 9: Report of Copa — Data Link

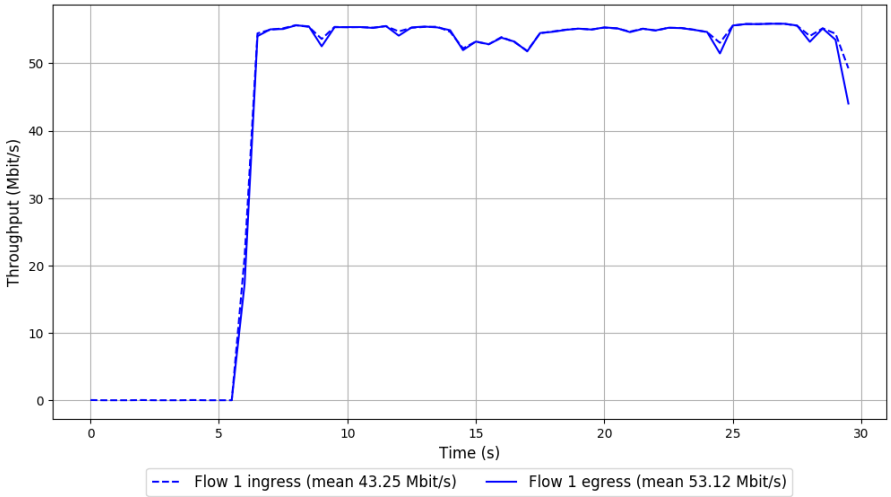

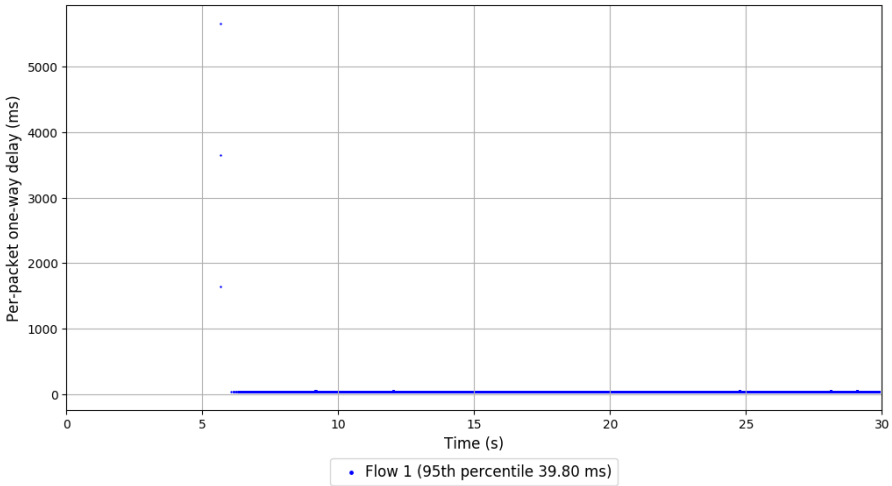

```
Run 10: Statistics of Copa

Start at: Mon, 17 Jul 2017 01:39:40 +0000
End at: Mon, 17 Jul 2017 01:40:10 +0000
Local clock offset: 0.26 ms
Remote clock offset: -4.055 ms
```

Run 10: Report of Copa — Data Link

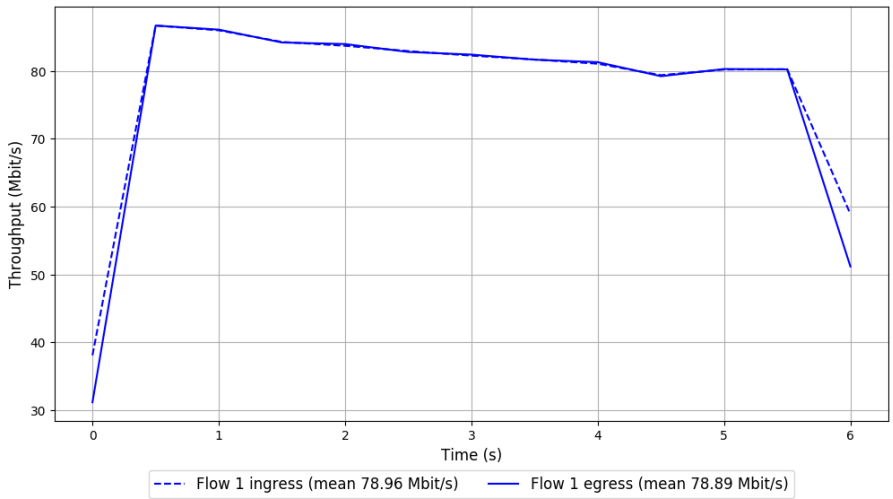

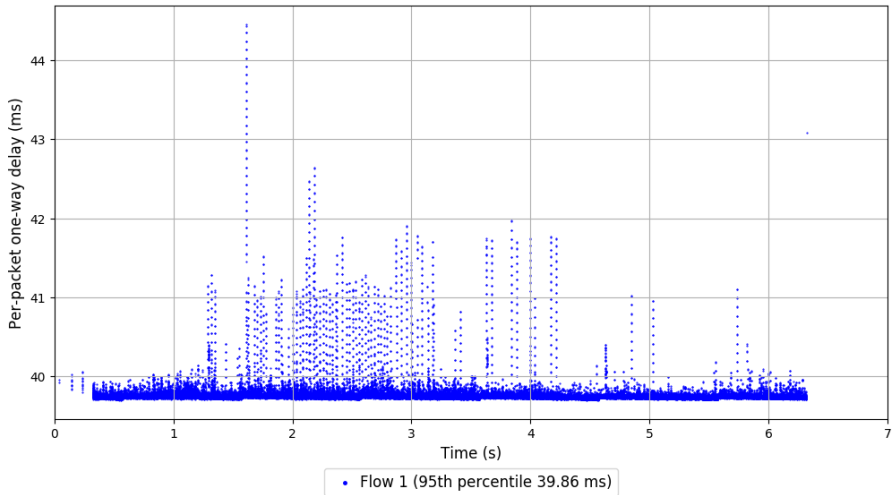

```
Run 1: Statistics of TCP Cubic

Start at: Sun, 16 Jul 2017 22:35:27 +0000
End at: Sun, 16 Jul 2017 22:35:57 +0000
Local clock offset: 0.969 ms
Remote clock offset: 1.625 ms

# Below is generated by plot.py at Mon, 17 Jul 2017 02:13:59 +0000
# Datalink statistics
-- Total of 1 flow:
Average throughput: 36.45 Mbit/s
95th percentile per-packet one-way delay: 49.658 ms
Loss rate: 0.48%
-- Flow 1:
Average throughput: 36.45 Mbit/s
95th percentile per-packet one-way delay: 49.658 ms
Loss rate: 0.48%
```

Run 1: Report of TCP Cubic — Data Link

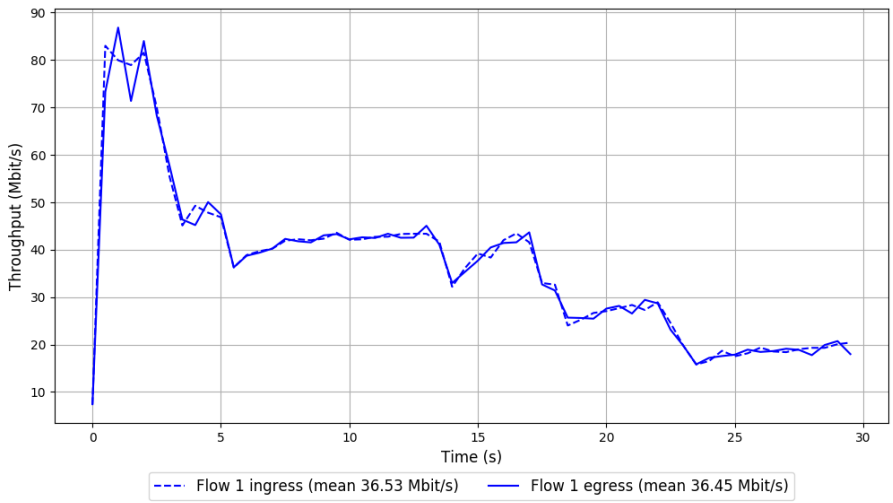

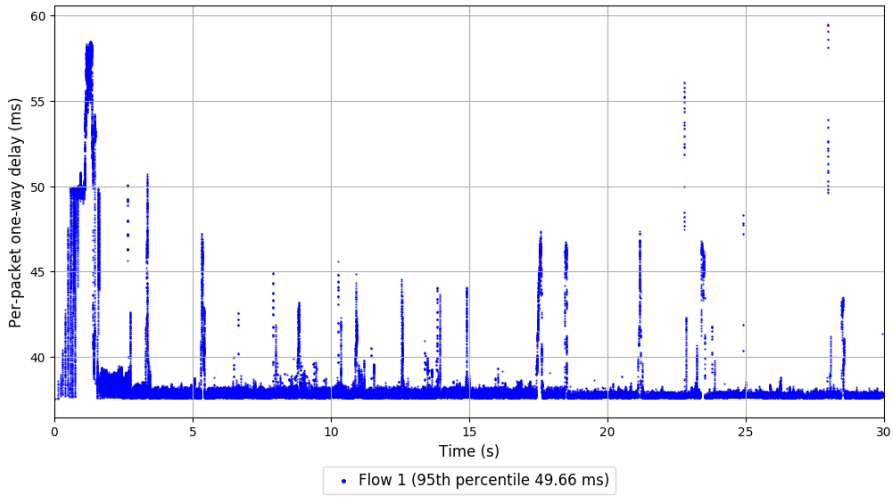

```
Run 2: Statistics of TCP Cubic

Start at: Sun, 16 Jul 2017 22:55:15 +0000
End at: Sun, 16 Jul 2017 22:55:45 +0000
Local clock offset: 1.091 ms
Remote clock offset: -1.076 ms

# Below is generated by plot.py at Mon, 17 Jul 2017 02:14:03 +0000
# Datalink statistics
-- Total of 1 flow:
Average throughput: 50.98 Mbit/s
95th percentile per-packet one-way delay: 51.689 ms
Loss rate: 0.31%
-- Flow 1:
Average throughput: 50.98 Mbit/s
95th percentile per-packet one-way delay: 51.689 ms
Loss rate: 0.31%
```

Run 2: Report of TCP Cubic — Data Link

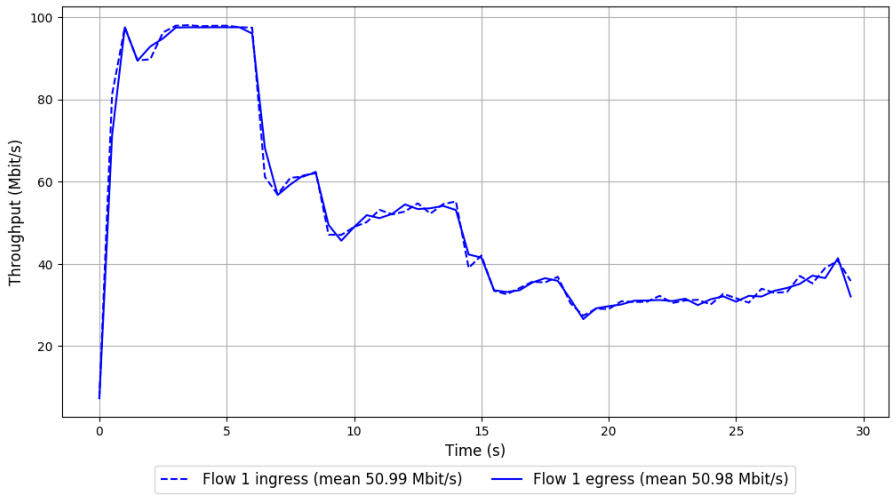

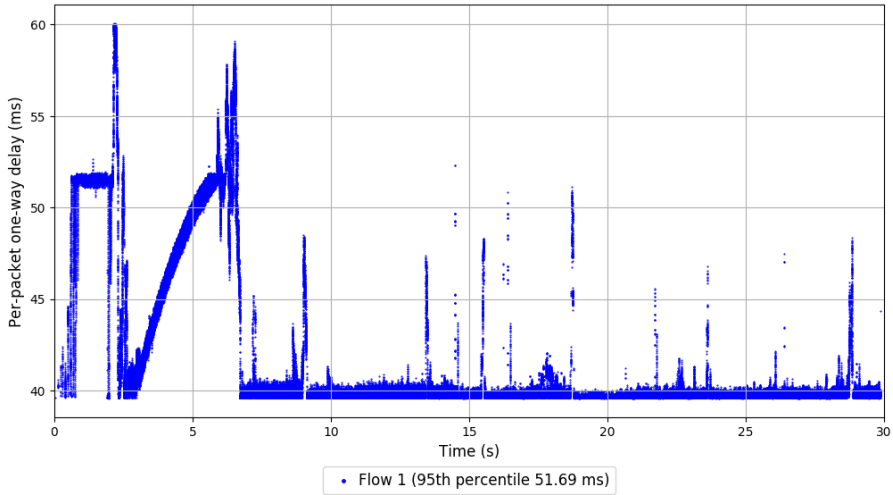

```
Run 3: Statistics of TCP Cubic

Start at: Sun, 16 Jul 2017 23:14:56 +0000
End at: Sun, 16 Jul 2017 23:15:26 +0000
Local clock offset: 1.224 ms
Remote clock offset: 0.427 ms

# Below is generated by plot.py at Mon, 17 Jul 2017 02:14:06 +0000
# Datalink statistics
-- Total of 1 flow:
Average throughput: 57.61 Mbit/s
95th percentile per-packet one-way delay: 49.743 ms
Loss rate: 0.38%
-- Flow 1:
Average throughput: 57.61 Mbit/s
95th percentile per-packet one-way delay: 49.743 ms
Loss rate: 0.38%
```

Run 3: Report of TCP Cubic — Data Link

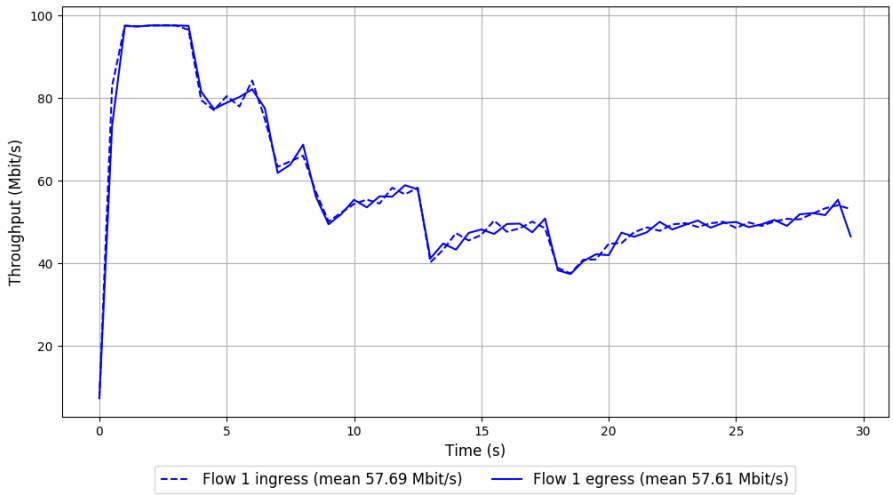

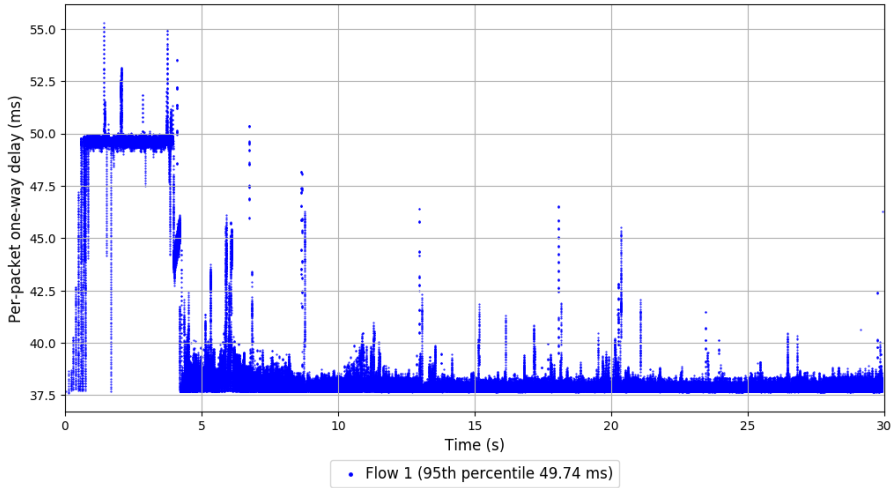

```
Run 4: Statistics of TCP Cubic

Start at: Sun, 16 Jul 2017 23:34:37 +0000
End at: Sun, 16 Jul 2017 23:35:07 +0000
Local clock offset: 1.245 ms
Remote clock offset: -1.962 ms

# Below is generated by plot.py at Mon, 17 Jul 2017 02:14:11 +0000
# Datalink statistics
-- Total of 1 flow:
Average throughput: 59.98 Mbit/s
95th percentile per-packet one-way delay: 51.203 ms
Loss rate: 0.32%
-- Flow 1:
Average throughput: 59.98 Mbit/s
95th percentile per-packet one-way delay: 51.203 ms
Loss rate: 0.32%
```

Run 4: Report of TCP Cubic — Data Link

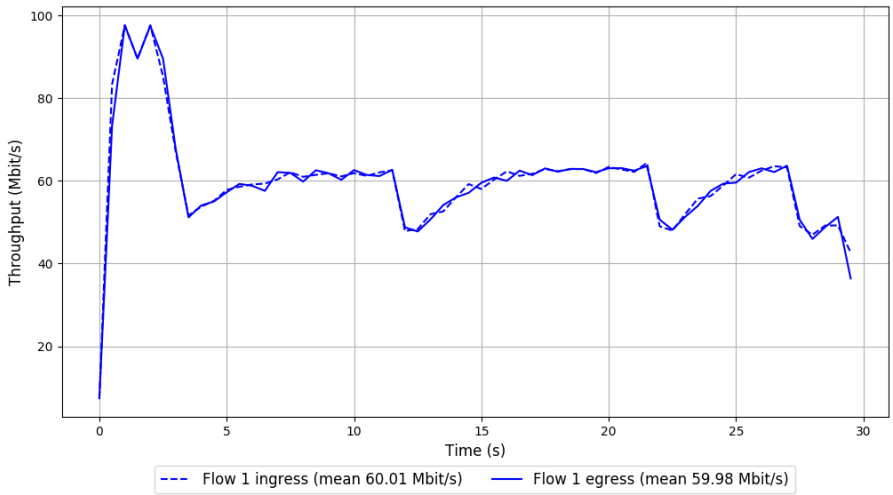

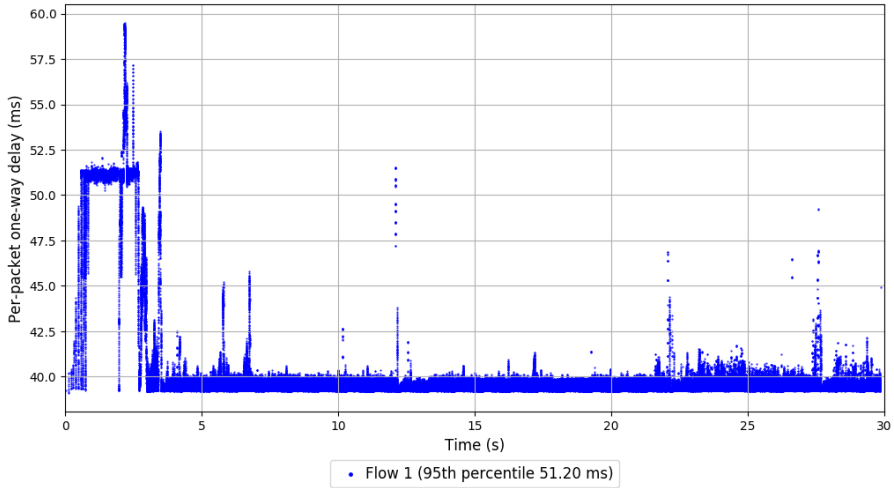

```
Run 5: Statistics of TCP Cubic

Start at: Sun, 16 Jul 2017 23:54:17 +0000
End at: Sun, 16 Jul 2017 23:54:47 +0000
Local clock offset: 1.19 ms
Remote clock offset: -2.413 ms

# Below is generated by plot.py at Mon, 17 Jul 2017 02:14:19 +0000
# Datalink statistics
-- Total of 1 flow:
Average throughput: 87.94 Mbit/s
95th percentile per-packet one-way delay: 51.793 ms
Loss rate: 0.40%
-- Flow 1:
Average throughput: 87.94 Mbit/s
95th percentile per-packet one-way delay: 51.793 ms
Loss rate: 0.40%
```

Run 5: Report of TCP Cubic — Data Link

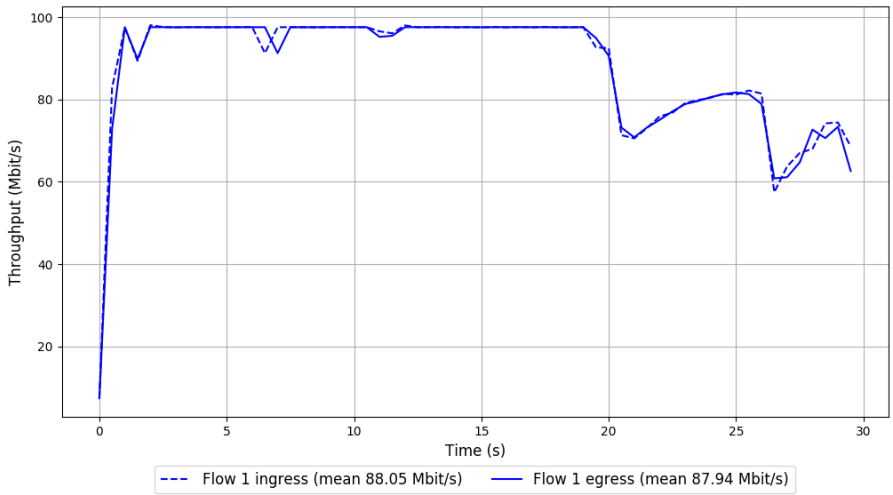

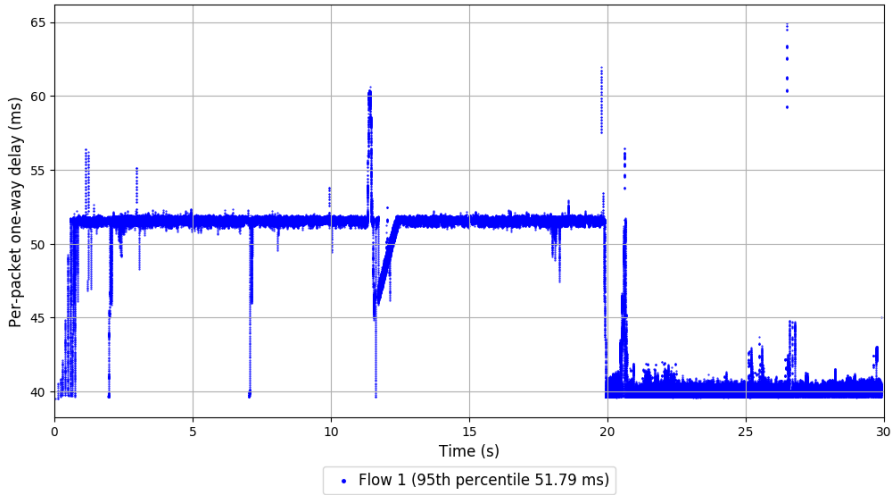

```
Run 6: Statistics of TCP Cubic

Start at: Mon, 17 Jul 2017 00:14:06 +0000
End at: Mon, 17 Jul 2017 00:14:36 +0000
Local clock offset: 1.087 ms
Remote clock offset: -0.18 ms

# Below is generated by plot.py at Mon, 17 Jul 2017 02:14:19 +0000
# Datalink statistics
-- Total of 1 flow:
Average throughput: 43.27 Mbit/s
95th percentile per-packet one-way delay: 49.069 ms
Loss rate: 0.52%
-- Flow 1:
Average throughput: 43.27 Mbit/s
95th percentile per-packet one-way delay: 49.069 ms
Loss rate: 0.52%
```

Run 6: Report of TCP Cubic — Data Link

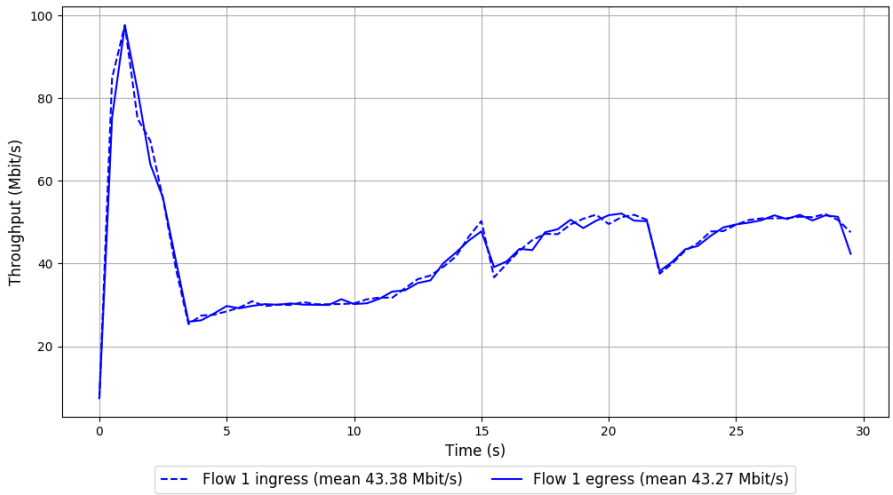

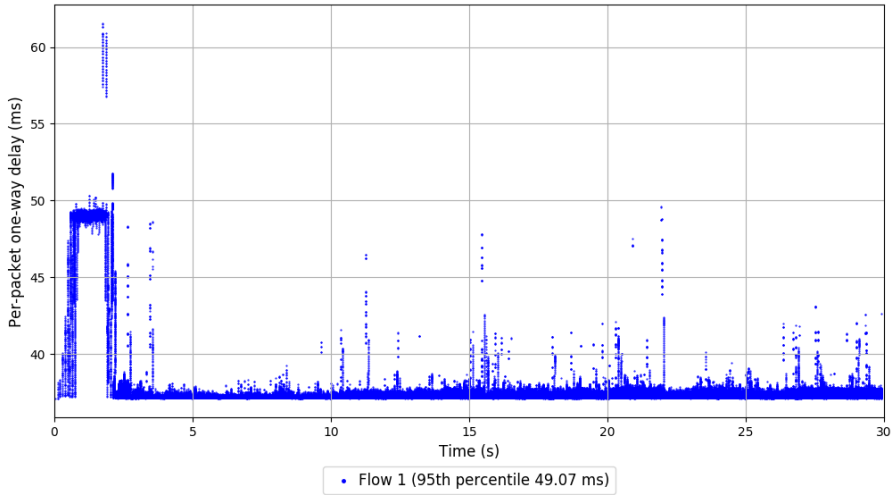

```
Run 7: Statistics of TCP Cubic

Start at: Mon, 17 Jul 2017 00:33:46 +0000
End at: Mon, 17 Jul 2017 00:34:16 +0000
Local clock offset: 0.804 ms
Remote clock offset: -1.197 ms

# Below is generated by plot.py at Mon, 17 Jul 2017 02:14:30 +0000
# Datalink statistics
-- Total of 1 flow:
Average throughput: 82.27 Mbit/s
95th percentile per-packet one-way delay: 49.829 ms
Loss rate: 0.25%
-- Flow 1:
Average throughput: 82.27 Mbit/s
95th percentile per-packet one-way delay: 49.829 ms
Loss rate: 0.25%
```

Run 7: Report of TCP Cubic — Data Link

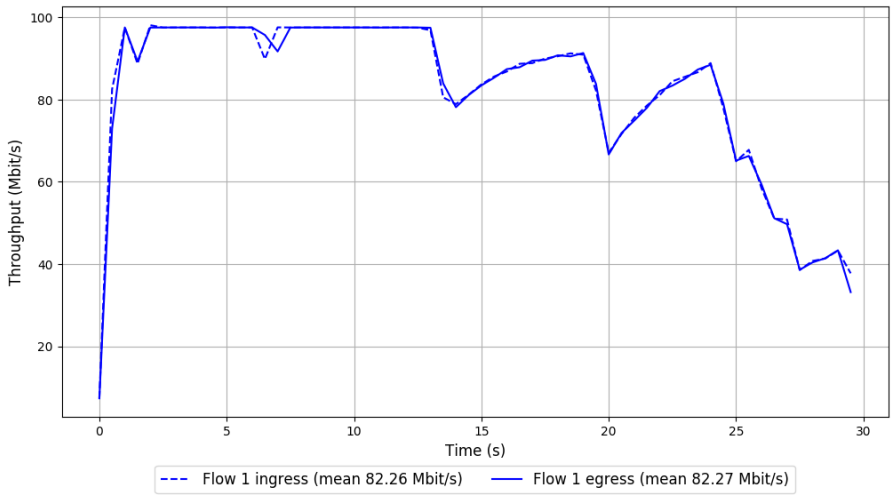

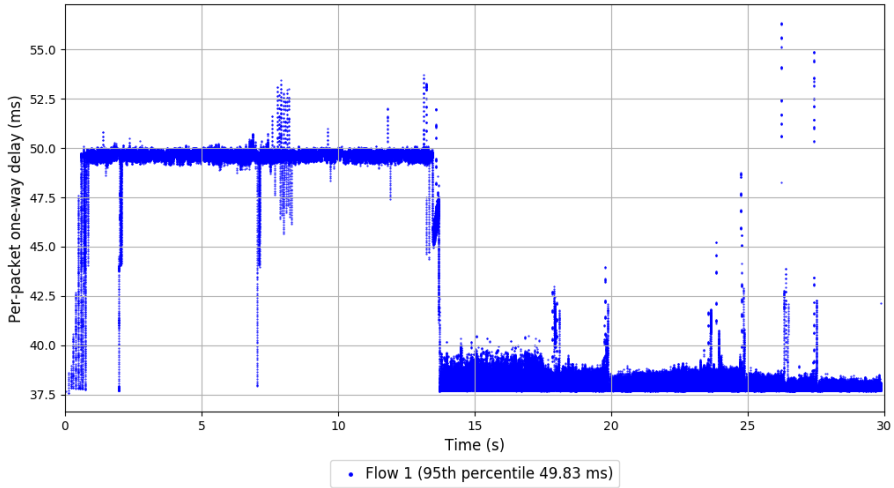

```
Run 8: Statistics of TCP Cubic

Start at: Mon, 17 Jul 2017 00:53:32 +0000
End at: Mon, 17 Jul 2017 00:54:02 +0000
Local clock offset: 0.547 ms
Remote clock offset: -1.378 ms

# Below is generated by plot.py at Mon, 17 Jul 2017 02:14:30 +0000
# Datalink statistics
-- Total of 1 flow:
Average throughput: 66.30 Mbit/s
95th percentile per-packet one-way delay: 49.796 ms
Loss rate: 0.29%
-- Flow 1:
Average throughput: 66.30 Mbit/s
95th percentile per-packet one-way delay: 49.796 ms
Loss rate: 0.29%
```

Run 8: Report of TCP Cubic — Data Link

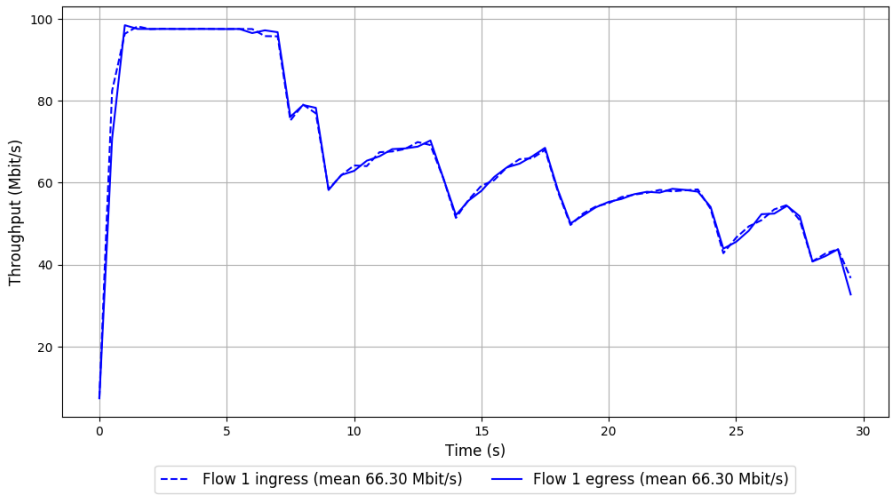

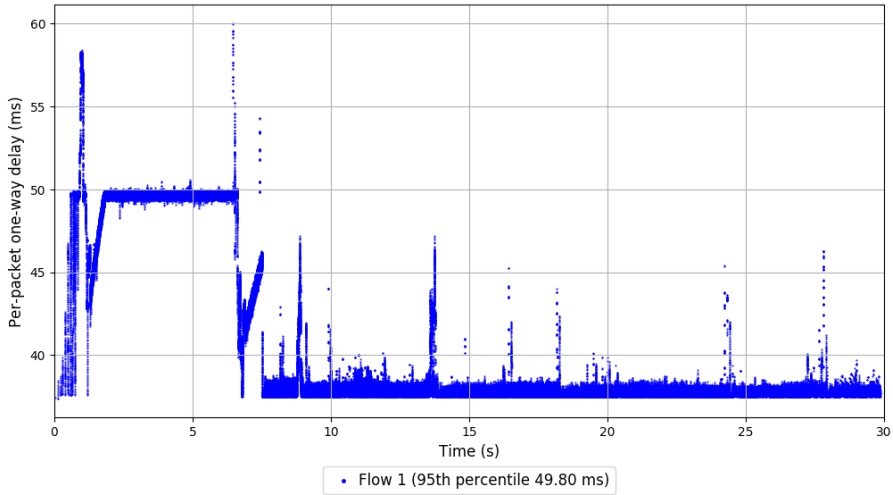

```
Run 9: Statistics of TCP Cubic

Start at: Mon, 17 Jul 2017 01:13:15 +0000
End at: Mon, 17 Jul 2017 01:13:45 +0000
Local clock offset: 0.408 ms
Remote clock offset: -3.765 ms

# Below is generated by plot.py at Mon, 17 Jul 2017 02:14:41 +0000
# Datalink statistics
-- Total of 1 flow:
Average throughput: 88.01 Mbit/s
95th percentile per-packet one-way delay: 51.845 ms
Loss rate: 0.31%
-- Flow 1:
Average throughput: 88.01 Mbit/s
95th percentile per-packet one-way delay: 51.845 ms
Loss rate: 0.31%
```

Run 9: Report of TCP Cubic — Data Link

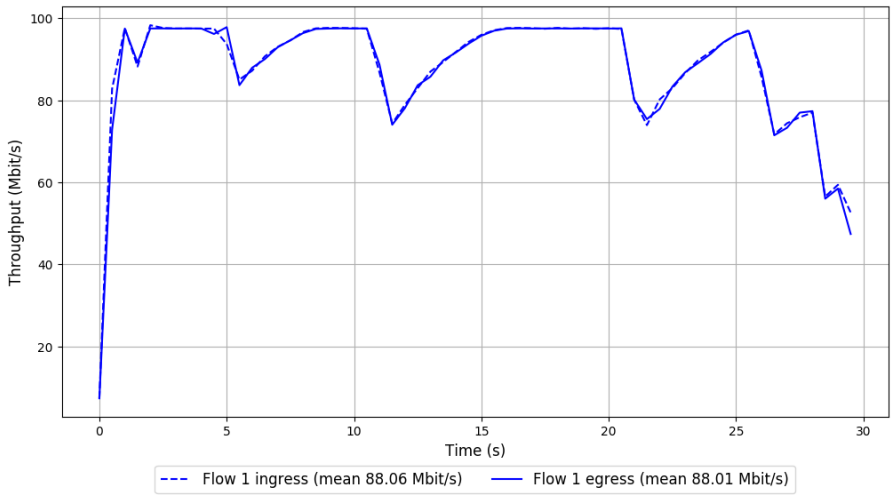

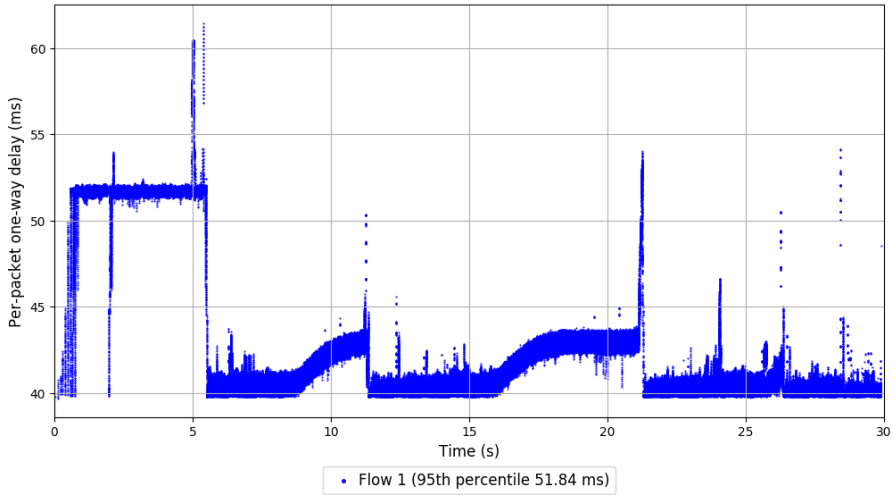

```
Run 10: Statistics of TCP Cubic

Start at: Mon, 17 Jul 2017 01:33:06 +0000
End at: Mon, 17 Jul 2017 01:33:36 +0000
Local clock offset: 0.307 ms
Remote clock offset: -1.875 ms

# Below is generated by plot.py at Mon, 17 Jul 2017 02:14:41 +0000
# Datalink statistics
-- Total of 1 flow:
Average throughput: 62.17 Mbit/s
95th percentile per-packet one-way delay: 49.386 ms
Loss rate: 0.57%
-- Flow 1:
Average throughput: 62.17 Mbit/s
95th percentile per-packet one-way delay: 49.386 ms
Loss rate: 0.57%
```

Run 10: Report of TCP Cubic — Data Link

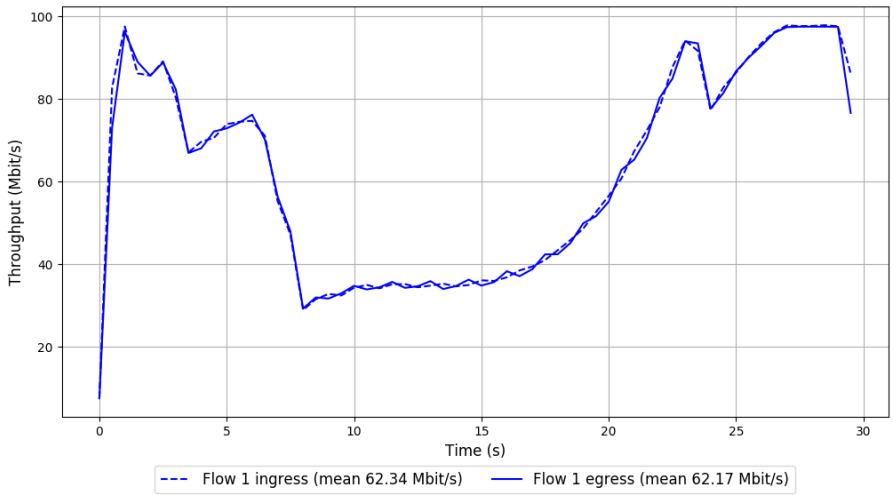

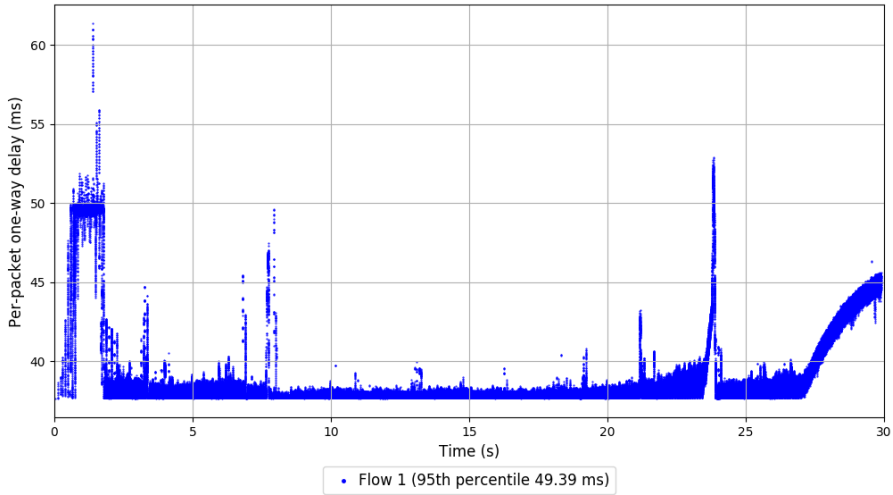

```
Run 1: Statistics of KohoCC

Start at: Sun, 16 Jul 2017 22:32:46 +0000
End at: Sun, 16 Jul 2017 22:33:16 +0000
Local clock offset: 1.044 ms
Remote clock offset: 2.138 ms

# Below is generated by plot.py at Mon, 17 Jul 2017 02:14:41 +0000
# Datalink statistics
-- Total of 1 flow:
Average throughput: 13.48 Mbit/s
95th percentile per-packet one-way delay: 37.273 ms
Loss rate: 0.32%
-- Flow 1:
Average throughput: 13.48 Mbit/s
95th percentile per-packet one-way delay: 37.273 ms
Loss rate: 0.32%
```

Run 1: Report of KohoCC — Data Link

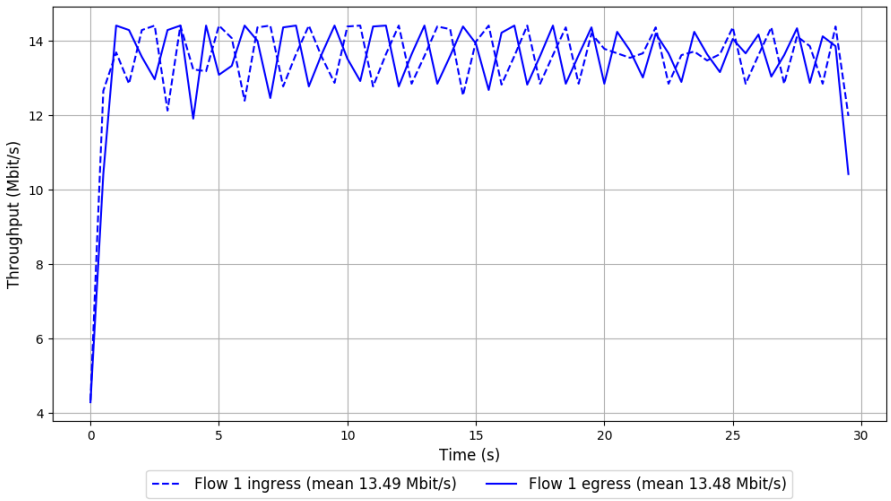

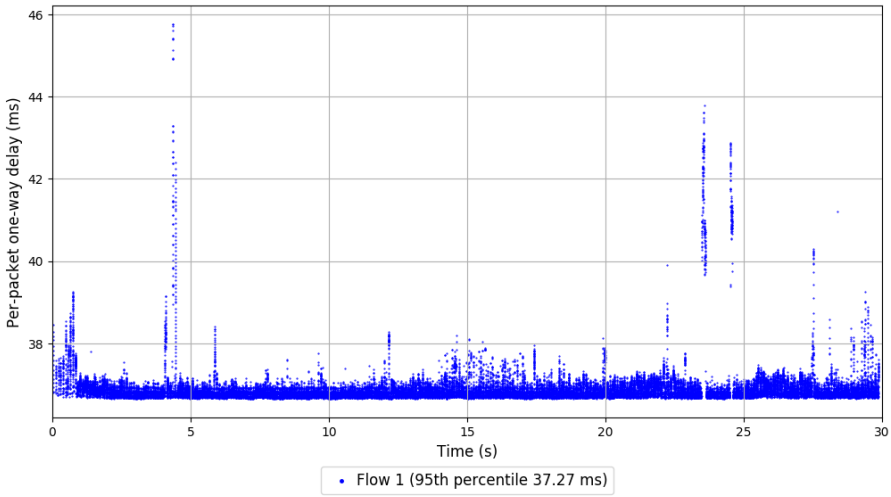

```
Run 2: Statistics of KohoCC

Start at: Sun, 16 Jul 2017 22:52:35 +0000
End at: Sun, 16 Jul 2017 22:53:05 +0000
Local clock offset: 1.065 ms
Remote clock offset: 1.566 ms

# Below is generated by plot.py at Mon, 17 Jul 2017 02:14:43 +0000
# Datalink statistics
-- Total of 1 flow:
Average throughput: 13.34 Mbit/s
95th percentile per-packet one-way delay: 37.826 ms
Loss rate: 0.30%
-- Flow 1:
Average throughput: 13.34 Mbit/s
95th percentile per-packet one-way delay: 37.826 ms
Loss rate: 0.30%
```

Run 2: Report of KohoCC — Data Link

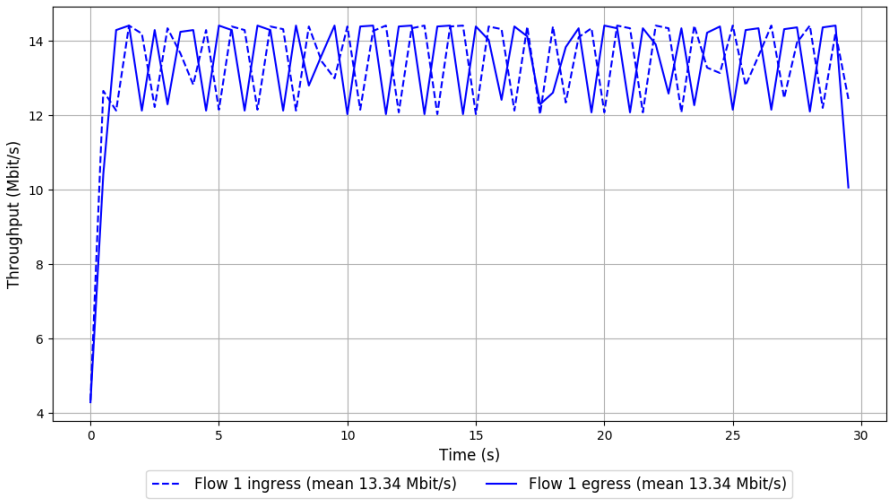

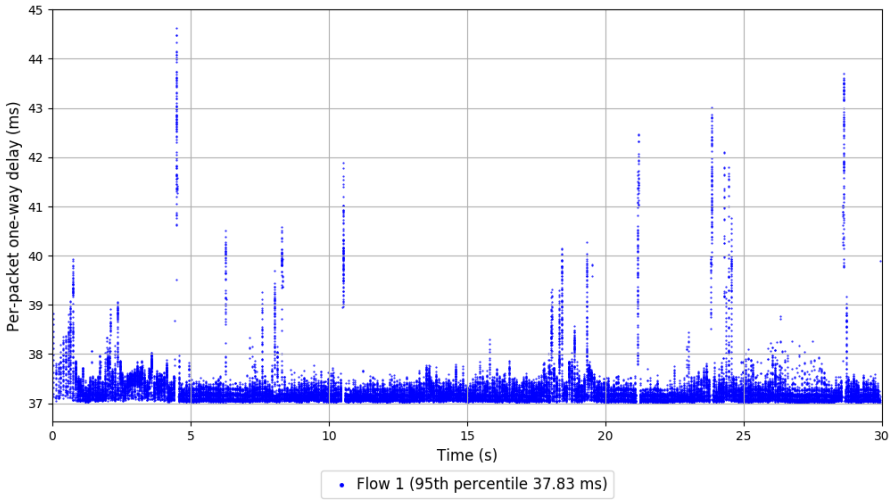

```
Run 3: Statistics of KohoCC

Start at: Sun, 16 Jul 2017 23:12:17 +0000
End at: Sun, 16 Jul 2017 23:12:47 +0000
Local clock offset: 1.122 ms
Remote clock offset: 0.466 ms

# Below is generated by plot.py at Mon, 17 Jul 2017 02:14:43 +0000
# Datalink statistics
-- Total of 1 flow:
Average throughput: 13.48 Mbit/s
95th percentile per-packet one-way delay: 37.744 ms
Loss rate: 0.31%
-- Flow 1:
Average throughput: 13.48 Mbit/s
95th percentile per-packet one-way delay: 37.744 ms
Loss rate: 0.31%
```

Run 3: Report of KohoCC — Data Link

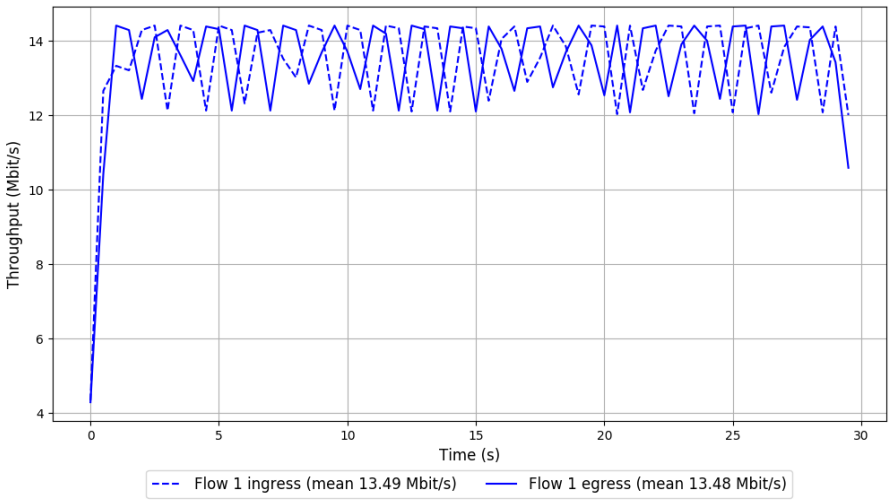

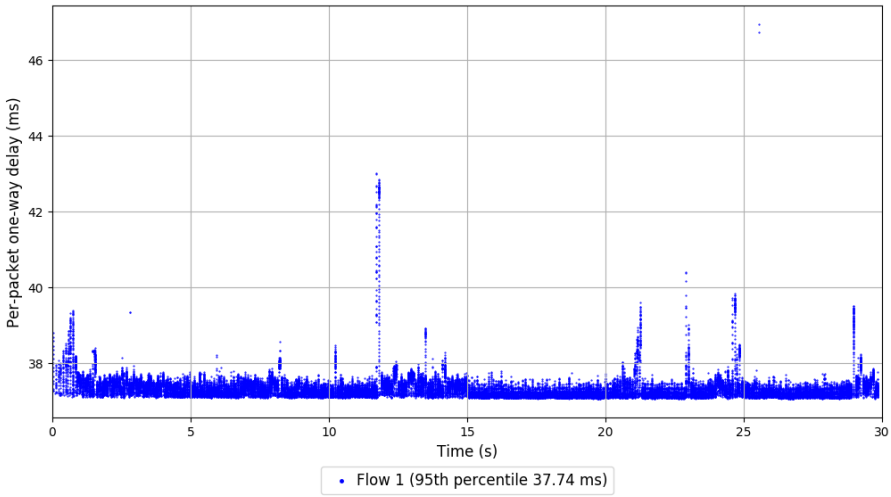

```
Run 4: Statistics of KohoCC

Start at: Sun, 16 Jul 2017 23:31:58 +0000
End at: Sun, 16 Jul 2017 23:32:28 +0000
Local clock offset: 1.205 ms
Remote clock offset: 0.625 ms

# Below is generated by plot.py at Mon, 17 Jul 2017 02:14:46 +0000
# Datalink statistics
-- Total of 1 flow:
Average throughput: 13.47 Mbit/s
95th percentile per-packet one-way delay: 37.186 ms
Loss rate: 0.29%
-- Flow 1:
Average throughput: 13.47 Mbit/s
95th percentile per-packet one-way delay: 37.186 ms
Loss rate: 0.29%
```

Run 4: Report of KohoCC — Data Link

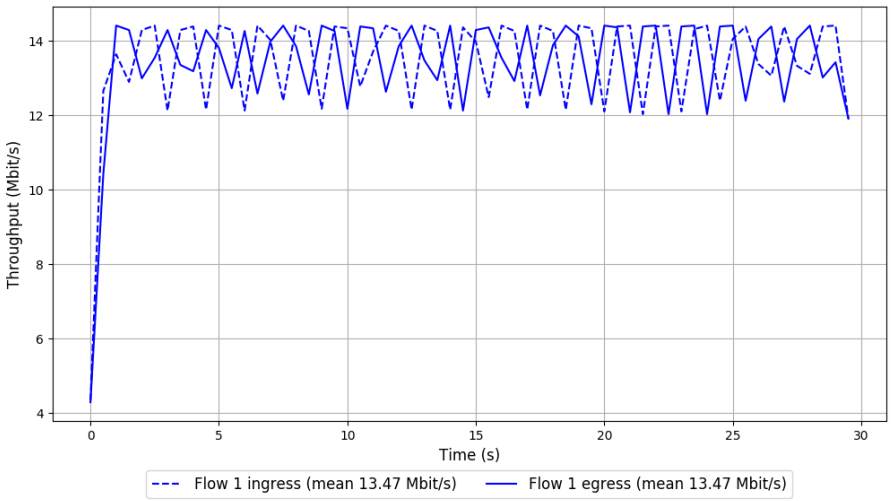

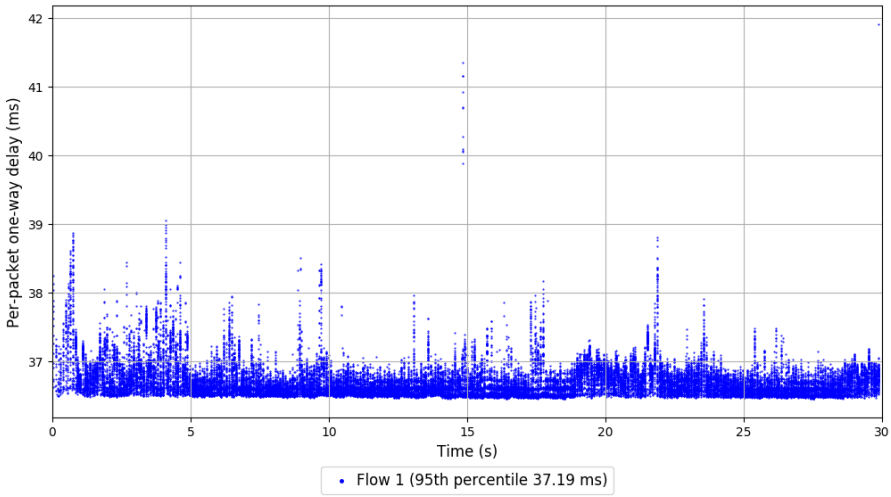

```
Run 5: Statistics of KohoCC

Start at: Sun, 16 Jul 2017 23:51:38 +0000
End at: Sun, 16 Jul 2017 23:52:08 +0000
Local clock offset: 1.3 ms
Remote clock offset: -0.225 ms

# Below is generated by plot.py at Mon, 17 Jul 2017 02:14:46 +0000
# Datalink statistics
-- Total of 1 flow:
Average throughput: 13.37 Mbit/s
95th percentile per-packet one-way delay: 38.431 ms
Loss rate: 0.30%
-- Flow 1:
Average throughput: 13.37 Mbit/s
95th percentile per-packet one-way delay: 38.431 ms
Loss rate: 0.30%
```

Run 5: Report of KohoCC — Data Link

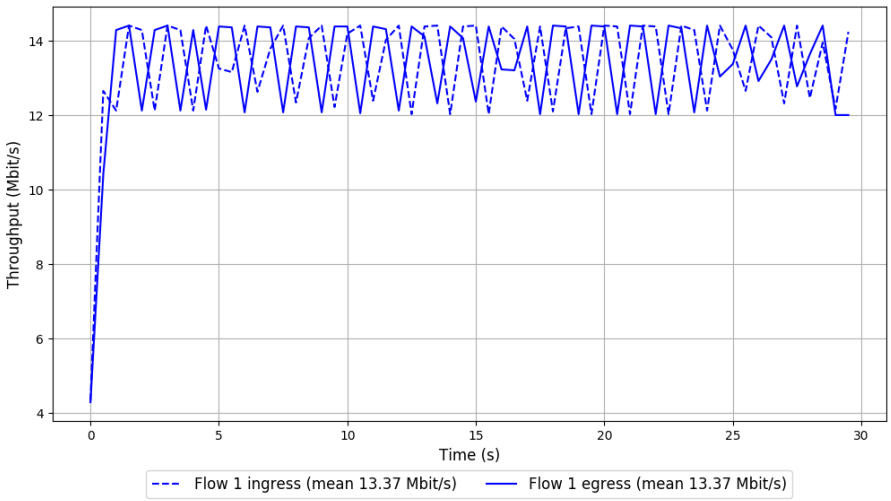

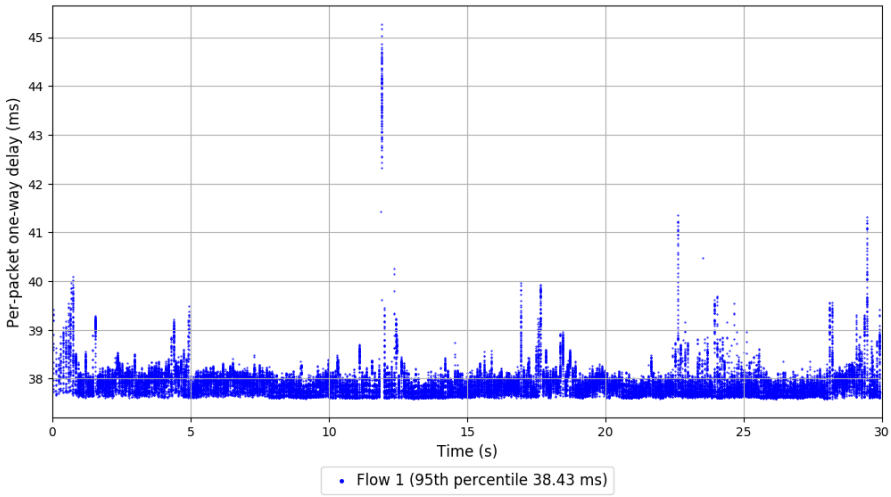

```
Run 6: Statistics of KohoCC

Start at: Mon, 17 Jul 2017 00:11:25 +0000
End at: Mon, 17 Jul 2017 00:11:55 +0000
Local clock offset: 1.147 ms
Remote clock offset: -2.669 ms

# Below is generated by plot.py at Mon, 17 Jul 2017 02:14:48 +0000
# Datalink statistics
-- Total of 1 flow:
Average throughput: 13.48 Mbit/s
95th percentile per-packet one-way delay: 39.814 ms
Loss rate: 0.30%
-- Flow 1:
Average throughput: 13.48 Mbit/s
95th percentile per-packet one-way delay: 39.814 ms
Loss rate: 0.30%
```

Run 6: Report of KohoCC — Data Link

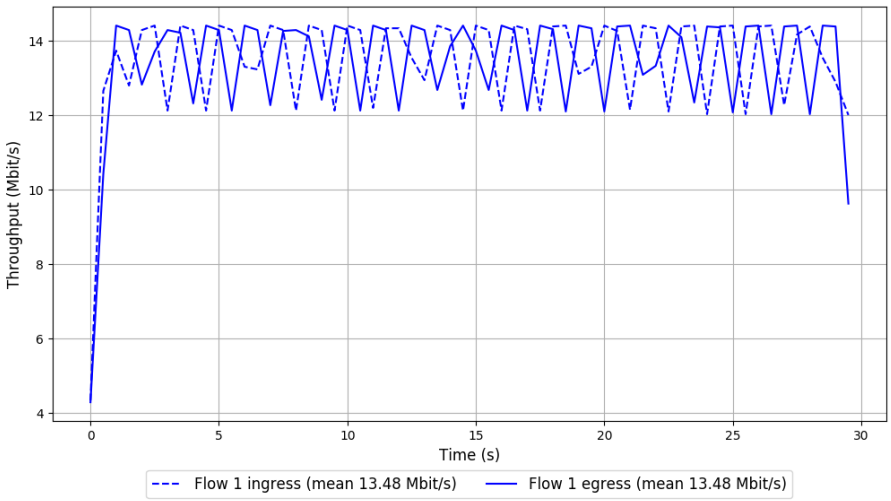

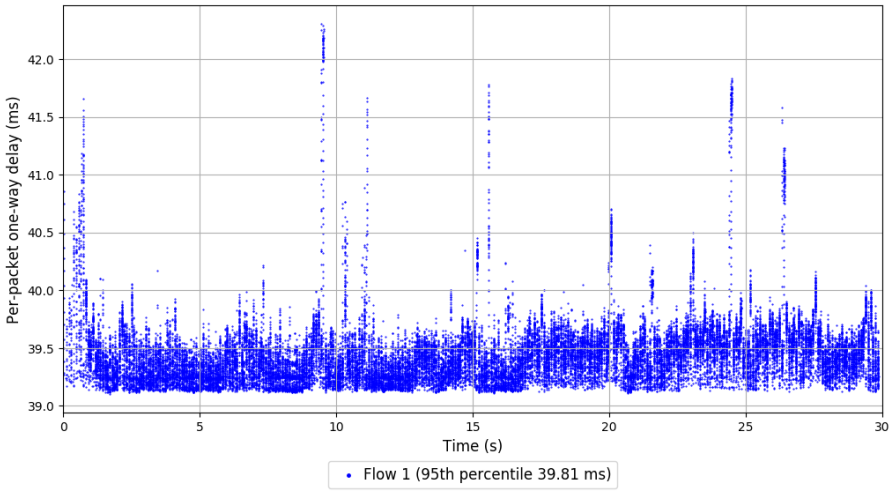

```
Run 7: Statistics of KohoCC

Start at: Mon, 17 Jul 2017 00:31:06 +0000
End at: Mon, 17 Jul 2017 00:31:36 +0000
Local clock offset: 0.824 ms
Remote clock offset: -3.083 ms

# Below is generated by plot.py at Mon, 17 Jul 2017 02:14:49 +0000
# Datalink statistics
-- Total of 1 flow:
Average throughput: 13.39 Mbit/s
95th percentile per-packet one-way delay: 40.434 ms
Loss rate: 0.31%
-- Flow 1:
Average throughput: 13.39 Mbit/s
95th percentile per-packet one-way delay: 40.434 ms
Loss rate: 0.31%
```

Run 7: Report of KohoCC — Data Link

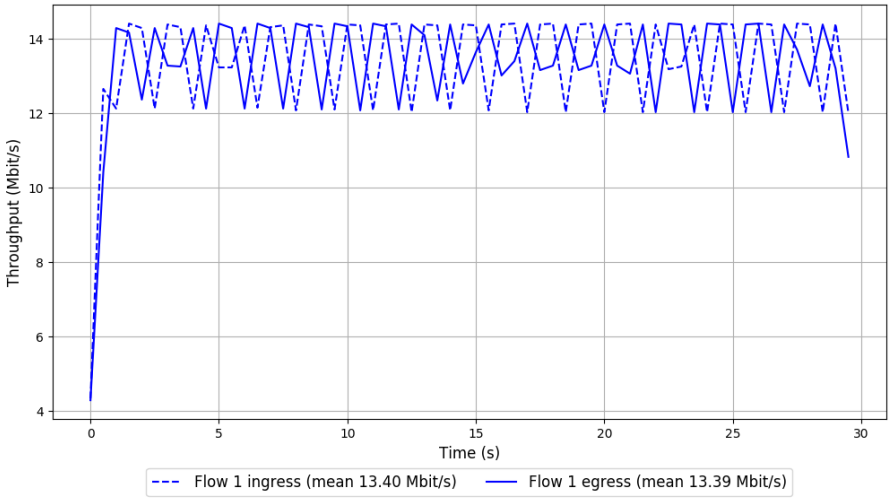

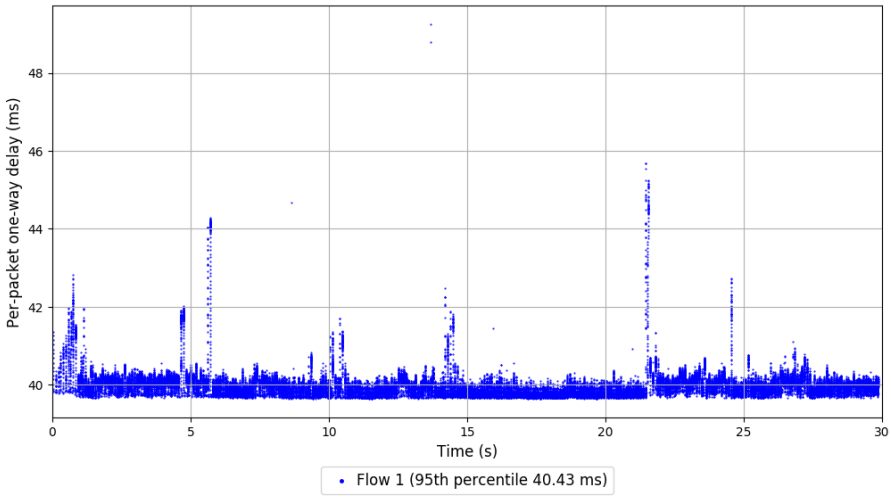

```
Run 8: Statistics of KohoCC

Start at: Mon, 17 Jul 2017 00:50:52 +0000
End at: Mon, 17 Jul 2017 00:51:22 +0000
Local clock offset: 0.639 ms
Remote clock offset: -0.892 ms

# Below is generated by plot.py at Mon, 17 Jul 2017 02:14:51 +0000
# Datalink statistics
-- Total of 1 flow:
Average throughput: 13.49 Mbit/s
95th percentile per-packet one-way delay: 37.376 ms
Loss rate: 0.29%
-- Flow 1:
Average throughput: 13.49 Mbit/s
95th percentile per-packet one-way delay: 37.376 ms
Loss rate: 0.29%
```

Run 8: Report of KohoCC — Data Link

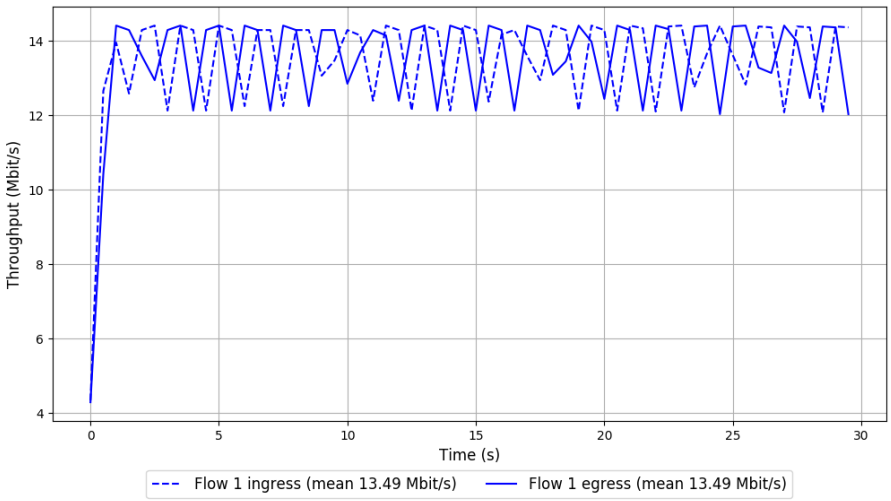

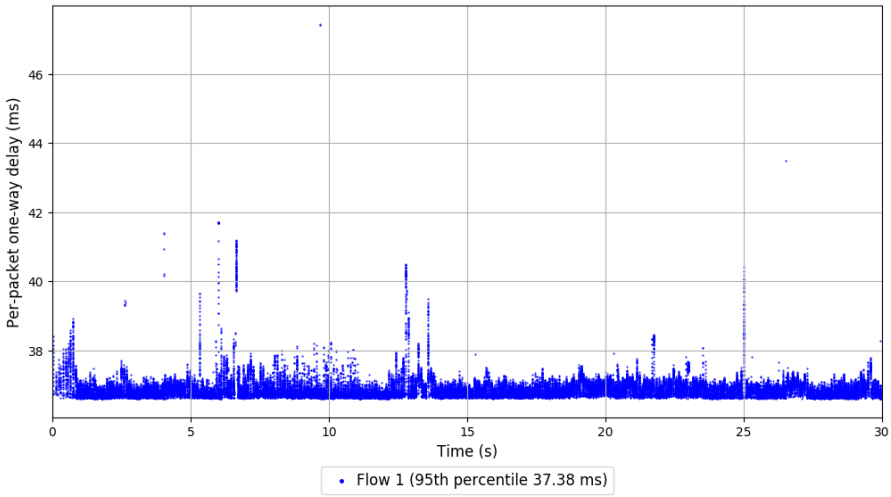

```
Run 9: Statistics of KohoCC

Start at: Mon, 17 Jul 2017 01:10:34 +0000
End at: Mon, 17 Jul 2017 01:11:04 +0000
Local clock offset: 0.426 ms
Remote clock offset: -3.633 ms

# Below is generated by plot.py at Mon, 17 Jul 2017 02:14:52 +0000
# Datalink statistics
-- Total of 1 flow:
Average throughput: 13.39 Mbit/s
95th percentile per-packet one-way delay: 40.538 ms
Loss rate: 0.31%
-- Flow 1:
Average throughput: 13.39 Mbit/s
95th percentile per-packet one-way delay: 40.538 ms
Loss rate: 0.31%
```

Run 9: Report of KohoCC — Data Link

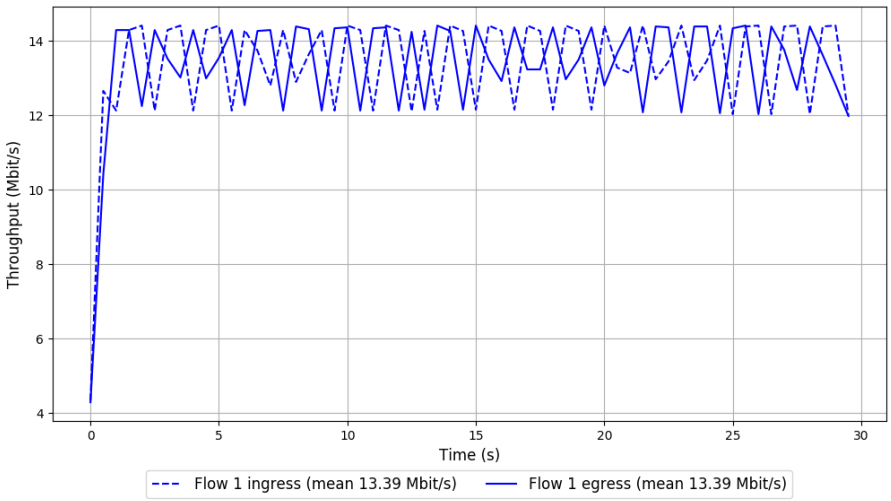

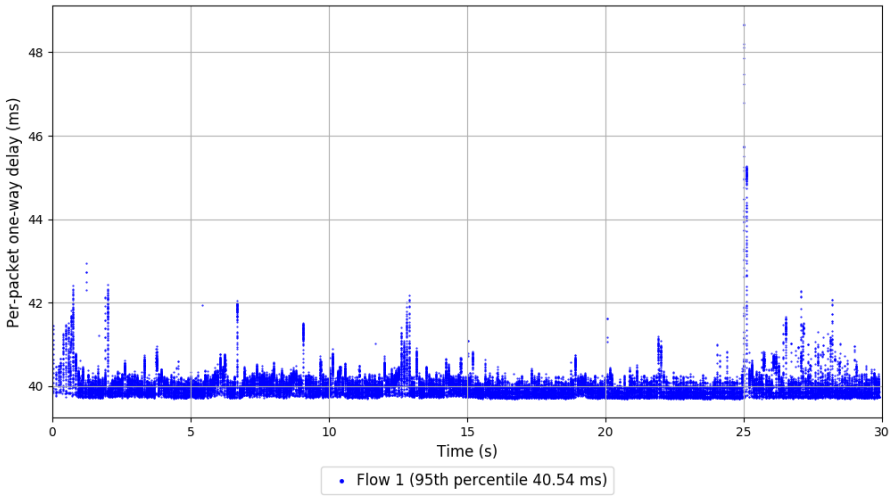

```
Run 10: Statistics of KohoCC

Start at: Mon, 17 Jul 2017 01:30:26 +0000
End at: Mon, 17 Jul 2017 01:30:56 +0000
Local clock offset: 0.298 ms
Remote clock offset: -1.909 ms

# Below is generated by plot.py at Mon, 17 Jul 2017 02:14:54 +0000
# Datalink statistics
-- Total of 1 flow:
Average throughput: 13.42 Mbit/s
95th percentile per-packet one-way delay: 38.215 ms
Loss rate: 0.30%
-- Flow 1:
Average throughput: 13.42 Mbit/s
95th percentile per-packet one-way delay: 38.215 ms
Loss rate: 0.30%
```

Run 10: Report of KohoCC — Data Link

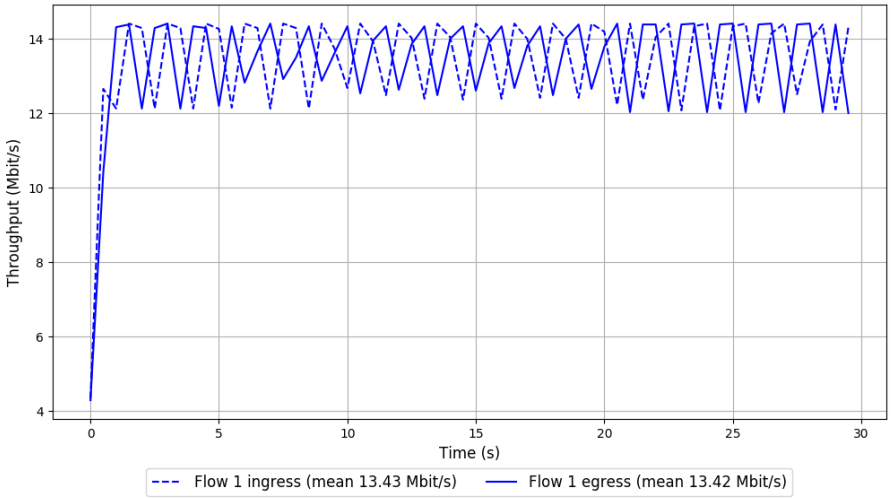

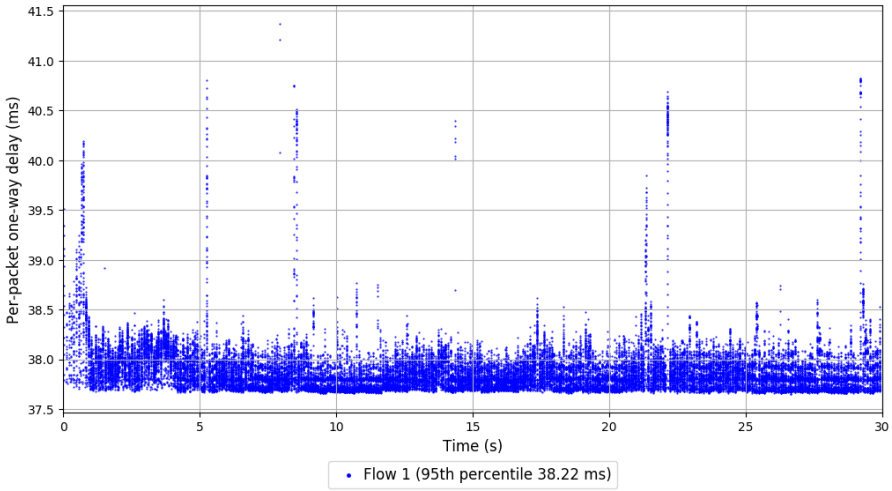

```
Run 1: Statistics of LEDBAT

Start at: Sun, 16 Jul 2017 22:38:01 +0000
End at: Sun, 16 Jul 2017 22:38:31 +0000
Local clock offset: 0.967 ms
Remote clock offset: 1.627 ms

# Below is generated by plot.py at Mon, 17 Jul 2017 02:14:55 +0000
# Datalink statistics
-- Total of 1 flow:
Average throughput: 17.62 Mbit/s
95th percentile per-packet one-way delay: 38.831 ms
Loss rate: 0.65%
-- Flow 1:
Average throughput: 17.62 Mbit/s
95th percentile per-packet one-way delay: 38.831 ms
Loss rate: 0.65%
```

Run 1: Report of LEDBAT — Data Link

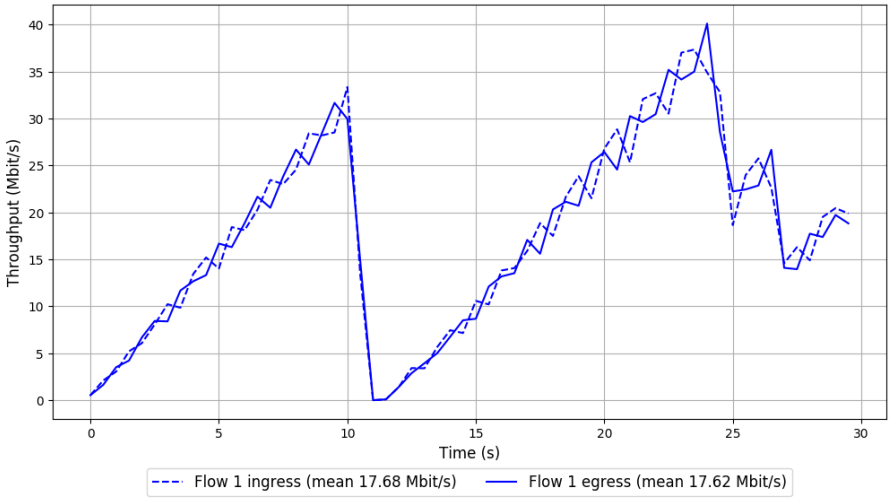

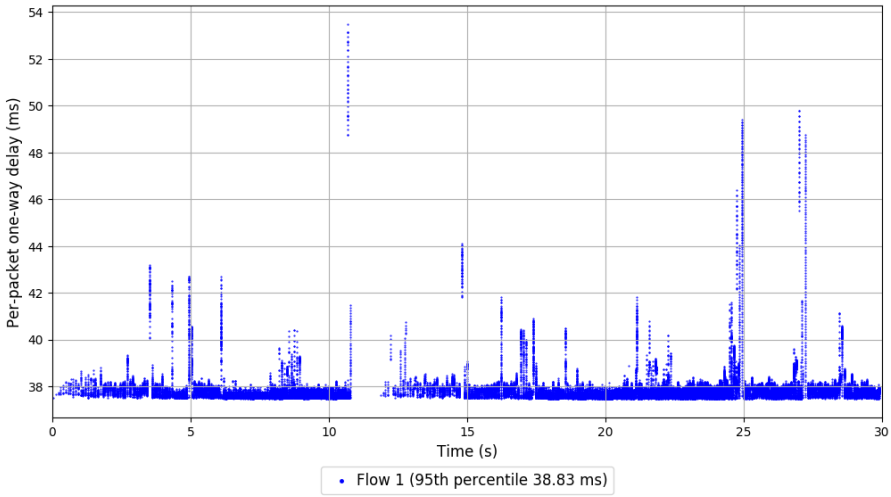

```
Run 2: Statistics of LEDBAT

Start at: Sun, 16 Jul 2017 22:57:50 +0000
End at: Sun, 16 Jul 2017 22:58:20 +0000
Local clock offset: 1.18 ms
Remote clock offset: 1.286 ms

# Below is generated by plot.py at Mon, 17 Jul 2017 02:14:57 +0000
# Datalink statistics
-- Total of 1 flow:
Average throughput: 24.09 Mbit/s
95th percentile per-packet one-way delay: 39.236 ms
Loss rate: 0.19%
-- Flow 1:
Average throughput: 24.09 Mbit/s
95th percentile per-packet one-way delay: 39.236 ms
Loss rate: 0.19%
```

Run 2: Report of LEDBAT — Data Link

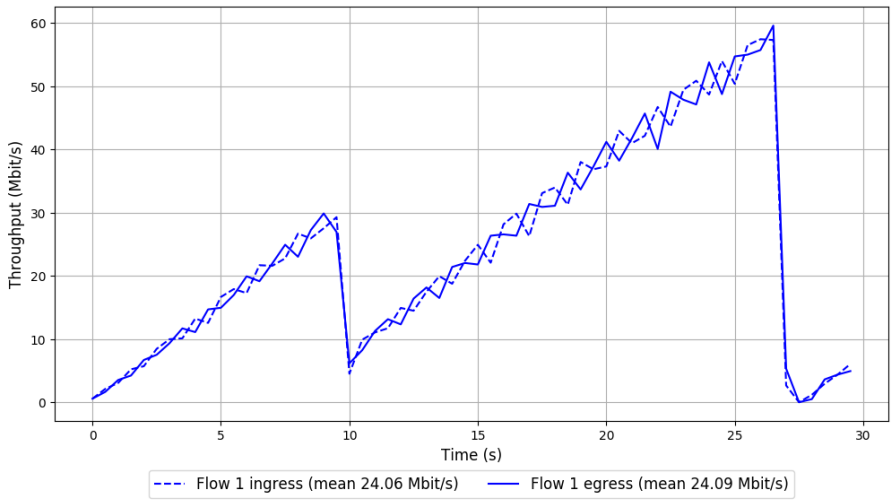

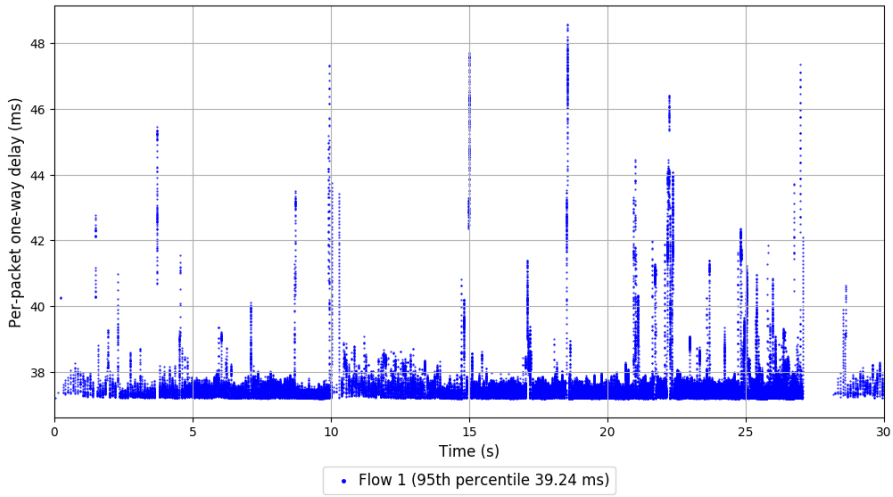

```
Run 3: Statistics of LEDBAT

Start at: Sun, 16 Jul 2017 23:17:30 +0000
End at: Sun, 16 Jul 2017 23:18:00 +0000
Local clock offset: 1.222 ms
Remote clock offset: 0.813 ms

# Below is generated by plot.py at Mon, 17 Jul 2017 02:15:03 +0000
# Datalink statistics
-- Total of 1 flow:
Average throughput: 45.62 Mbit/s
95th percentile per-packet one-way delay: 38.133 ms
Loss rate: 0.58%
-- Flow 1:
Average throughput: 45.62 Mbit/s
95th percentile per-packet one-way delay: 38.133 ms
Loss rate: 0.58%
```

Run 3: Report of LEDBAT — Data Link

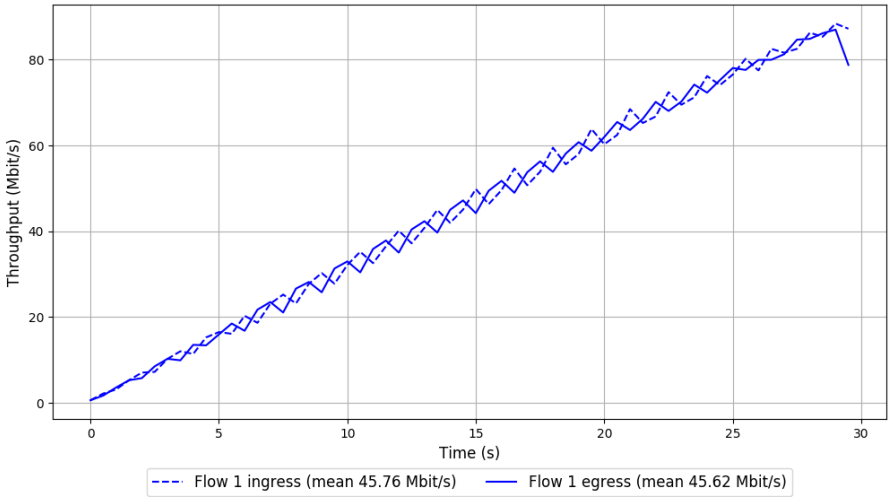

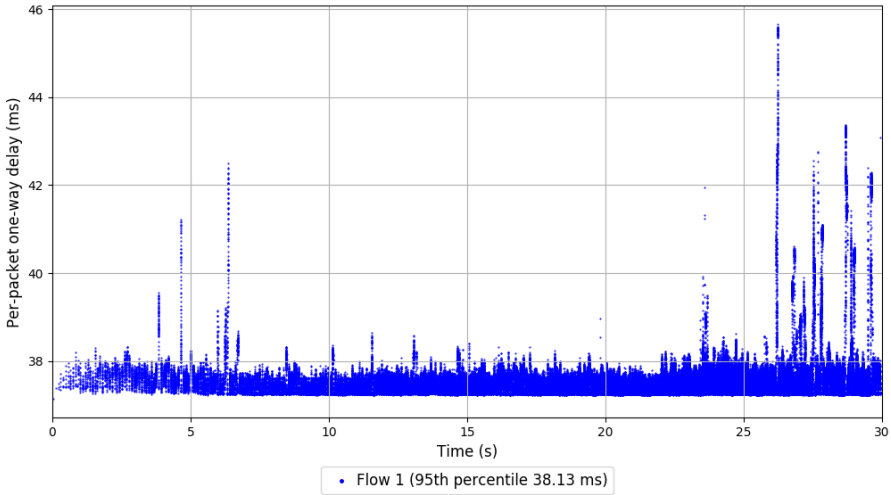

```
Run 4: Statistics of LEDBAT

Start at: Sun, 16 Jul 2017 23:37:12 +0000
End at: Sun, 16 Jul 2017 23:37:42 +0000
Local clock offset: 1.331 ms
Remote clock offset: 0.44 ms

# Below is generated by plot.py at Mon, 17 Jul 2017 02:15:03 +0000
# Datalink statistics
-- Total of 1 flow:
Average throughput: 25.60 Mbit/s
95th percentile per-packet one-way delay: 38.015 ms
Loss rate: 0.71%
-- Flow 1:
Average throughput: 25.60 Mbit/s
95th percentile per-packet one-way delay: 38.015 ms
Loss rate: 0.71%
```

Run 4: Report of LEDBAT — Data Link

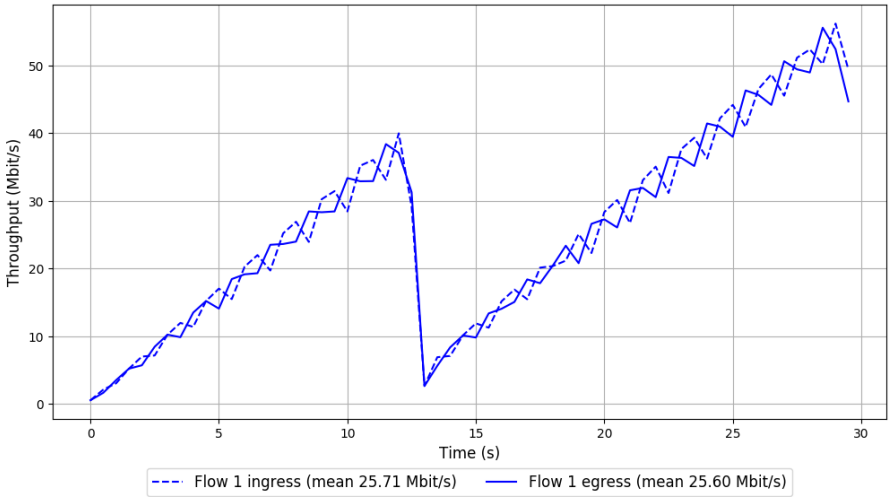

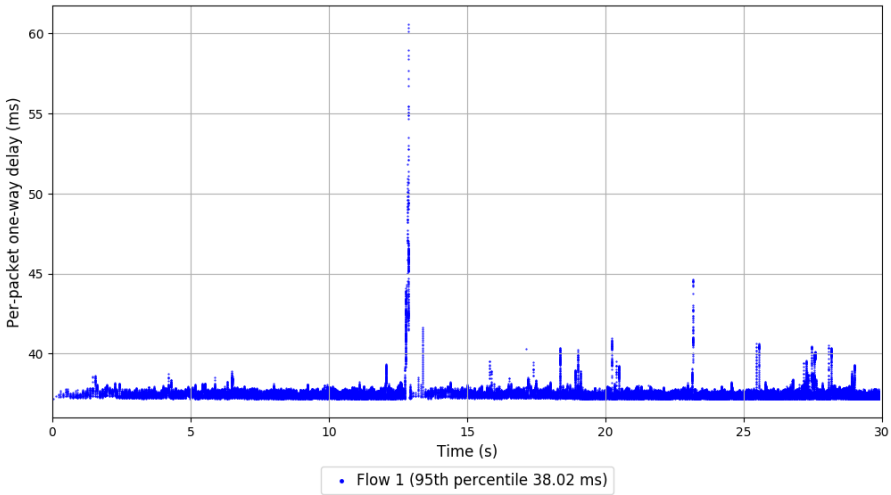

```
Run 5: Statistics of LEDBAT

Start at: Sun, 16 Jul 2017 23:56:54 +0000
End at: Sun, 16 Jul 2017 23:57:24 +0000
Local clock offset: 1.274 ms
Remote clock offset: 0.12 ms

# Below is generated by plot.py at Mon, 17 Jul 2017 02:15:05 +0000
# Datalink statistics
-- Total of 1 flow:
Average throughput: 23.76 Mbit/s
95th percentile per-packet one-way delay: 38.032 ms
Loss rate: 0.63%
-- Flow 1:
Average throughput: 23.76 Mbit/s
95th percentile per-packet one-way delay: 38.032 ms
Loss rate: 0.63%
```

Run 5: Report of LEDBAT — Data Link

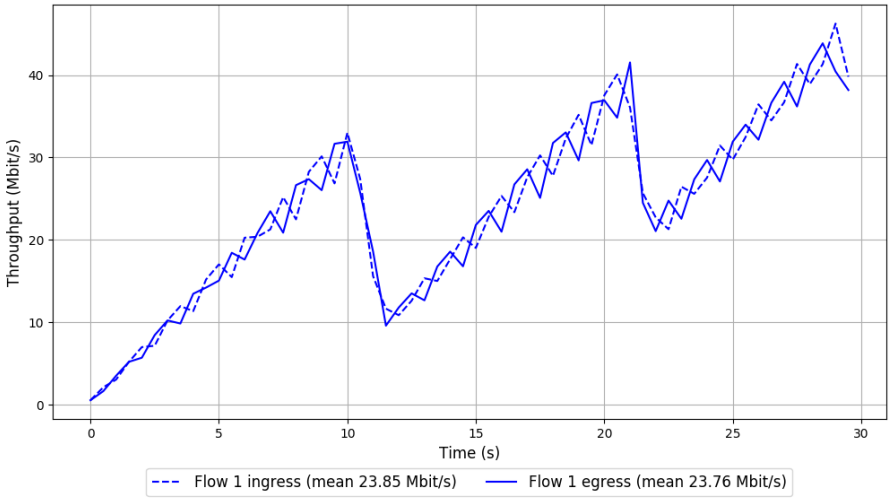

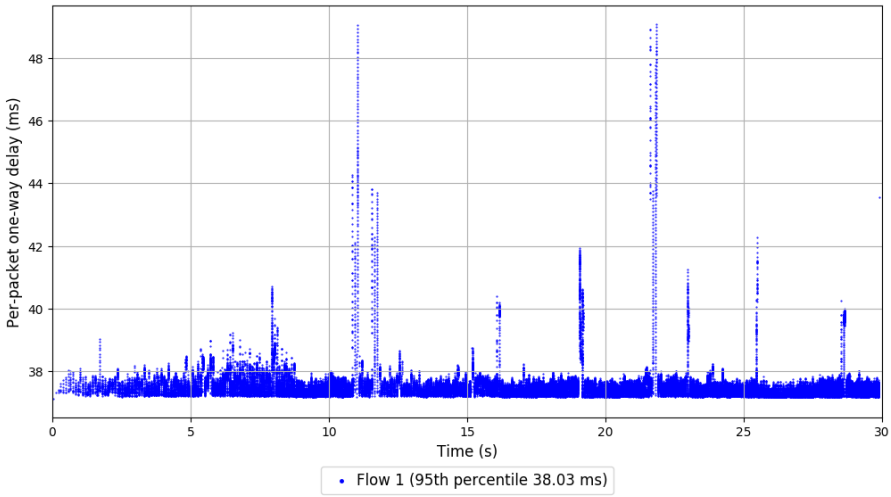

```
Run 6: Statistics of LEDBAT

Start at: Mon, 17 Jul 2017 00:16:40 +0000
End at: Mon, 17 Jul 2017 00:17:10 +0000
Local clock offset: 1.049 ms
Remote clock offset: -0.297 ms

# Below is generated by plot.py at Mon, 17 Jul 2017 02:15:08 +0000
# Datalink statistics
-- Total of 1 flow:
Average throughput: 36.40 Mbit/s
95th percentile per-packet one-way delay: 37.965 ms
Loss rate: 0.51%
-- Flow 1:
Average throughput: 36.40 Mbit/s
95th percentile per-packet one-way delay: 37.965 ms
Loss rate: 0.51%
```

Run 6: Report of LEDBAT — Data Link

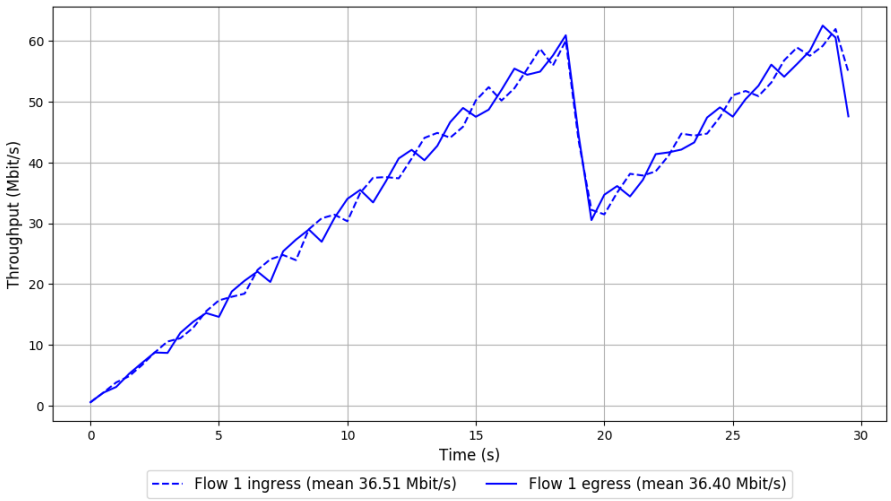

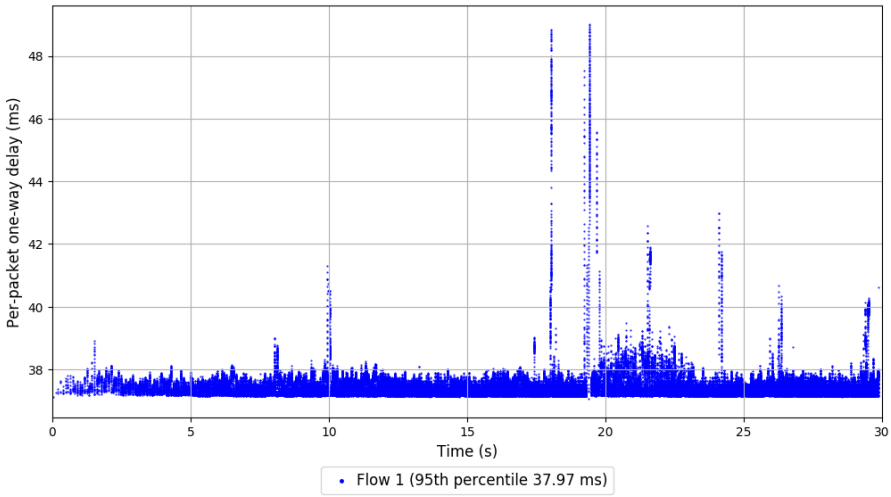

```
Run 7: Statistics of LEDBAT

Start at: Mon, 17 Jul 2017 00:36:22 +0000
End at: Mon, 17 Jul 2017 00:36:52 +0000
Local clock offset: 0.775 ms
Remote clock offset: -1.116 ms

# Below is generated by plot.py at Mon, 17 Jul 2017 02:15:10 +0000
# Datalink statistics
-- Total of 1 flow:
Average throughput: 27.29 Mbit/s
95th percentile per-packet one-way delay: 38.702 ms
Loss rate: 0.35%
-- Flow 1:
Average throughput: 27.29 Mbit/s
95th percentile per-packet one-way delay: 38.702 ms
Loss rate: 0.35%
```

Run 7: Report of LEDBAT — Data Link

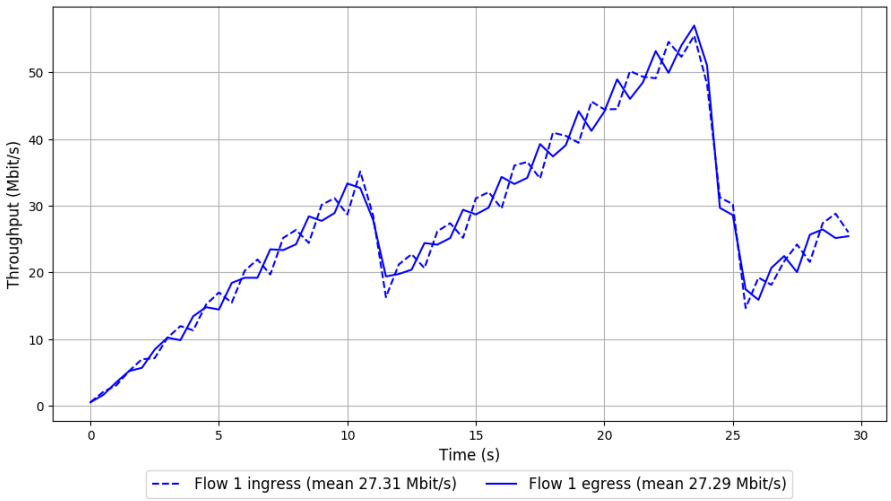

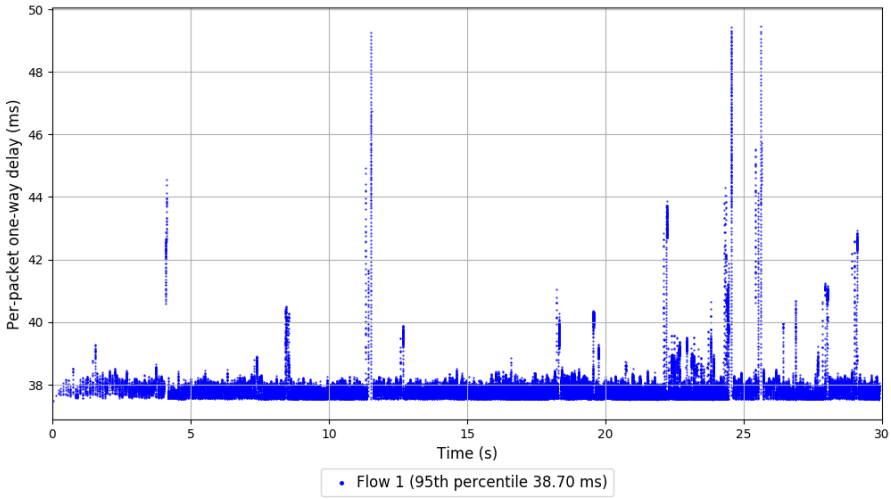

```
Run 8: Statistics of LEDBAT

Start at: Mon, 17 Jul 2017 00:56:08 +0000
End at: Mon, 17 Jul 2017 00:56:38 +0000
Local clock offset: 0.588 ms
Remote clock offset: -3.596 ms

# Below is generated by plot.py at Mon, 17 Jul 2017 02:15:15 +0000
# Datalink statistics
-- Total of 1 flow:
Average throughput: 39.01 Mbit/s
95th percentile per-packet one-way delay: 40.445 ms
Loss rate: 0.43%
-- Flow 1:
Average throughput: 39.01 Mbit/s
95th percentile per-packet one-way delay: 40.445 ms
Loss rate: 0.43%
```

Run 8: Report of LEDBAT — Data Link

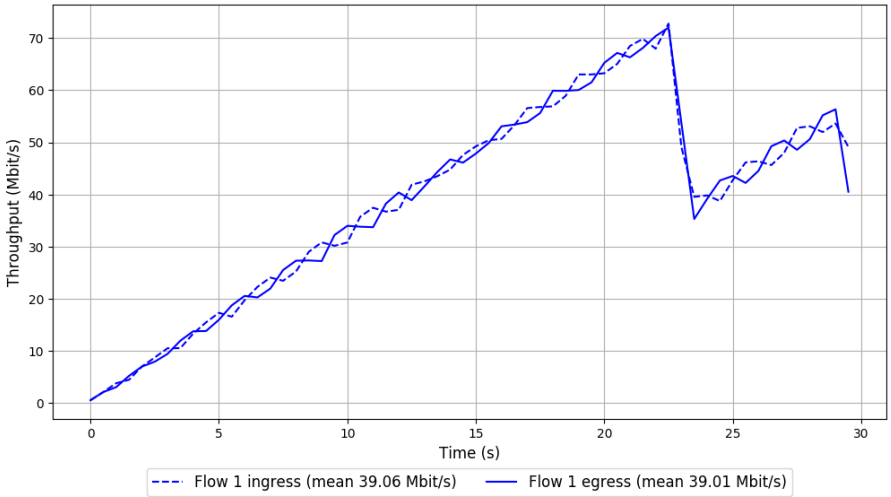

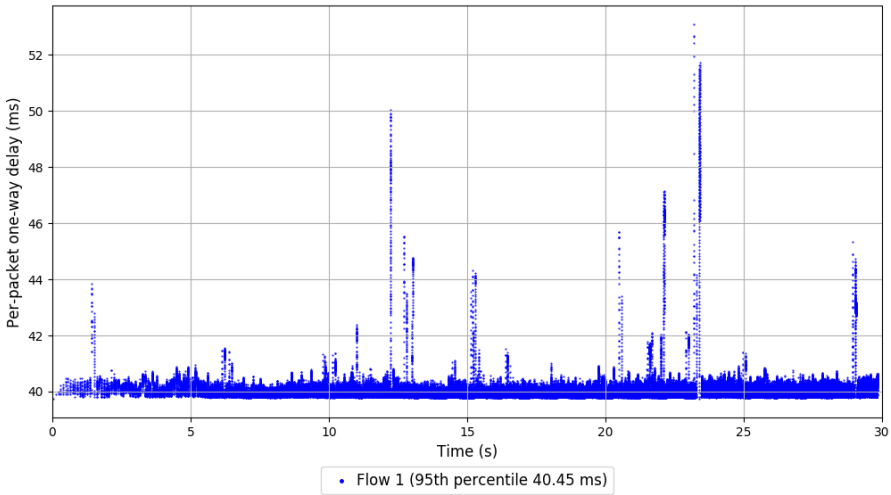

```
Run 9: Statistics of LEDBAT

Start at: Mon, 17 Jul 2017 01:15:52 +0000
End at: Mon, 17 Jul 2017 01:16:22 +0000
Local clock offset: 0.281 ms
Remote clock offset: -1.814 ms

# Below is generated by plot.py at Mon, 17 Jul 2017 02:15:15 +0000
# Datalink statistics
-- Total of 1 flow:
Average throughput: 35.15 Mbit/s
95th percentile per-packet one-way delay: 38.166 ms
Loss rate: 0.62%
-- Flow 1:
Average throughput: 35.15 Mbit/s
95th percentile per-packet one-way delay: 38.166 ms
Loss rate: 0.62%
```

Run 9: Report of LEDBAT — Data Link

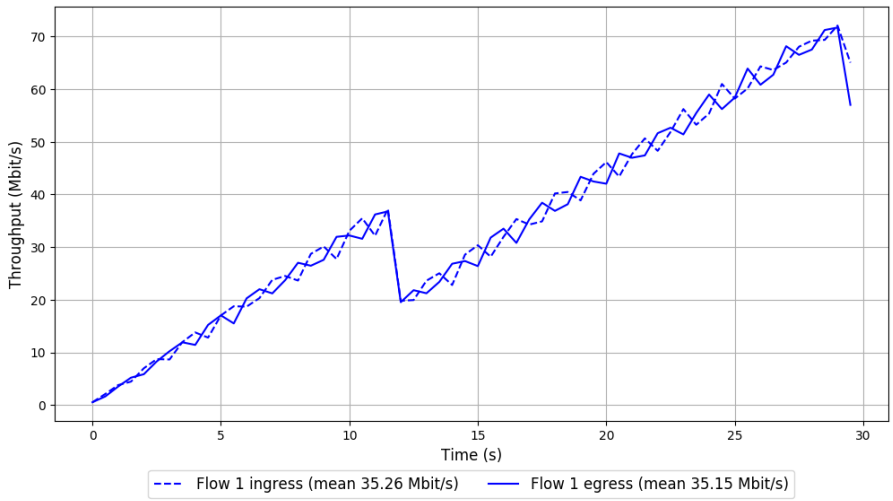

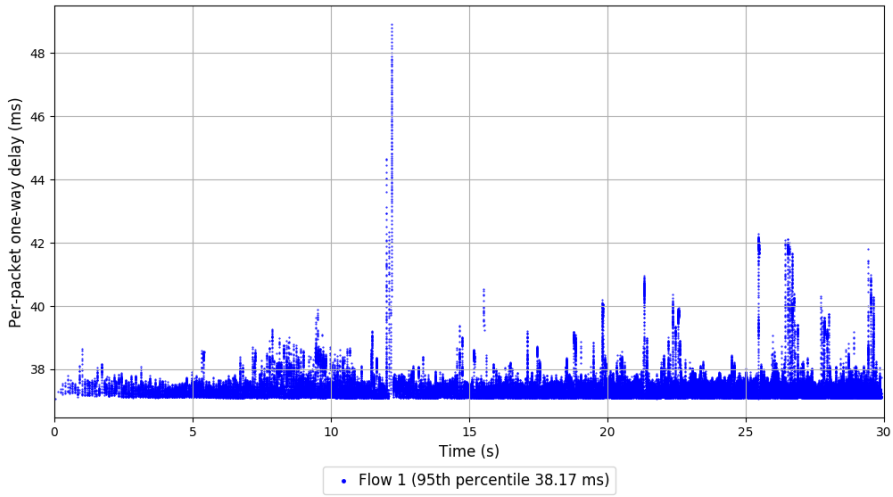

```
Run 10: Statistics of LEDBAT

Start at: Mon, 17 Jul 2017 01:35:42 +0000
End at: Mon, 17 Jul 2017 01:36:12 +0000
Local clock offset: 0.181 ms
Remote clock offset: -4.032 ms

# Below is generated by plot.py at Mon, 17 Jul 2017 02:15:18 +0000
# Datalink statistics
-- Total of 1 flow:
Average throughput: 30.57 Mbit/s
95th percentile per-packet one-way delay: 40.519 ms
Loss rate: 0.41%
-- Flow 1:
Average throughput: 30.57 Mbit/s
95th percentile per-packet one-way delay: 40.519 ms
Loss rate: 0.41%
```

Run 10: Report of LEDBAT — Data Link

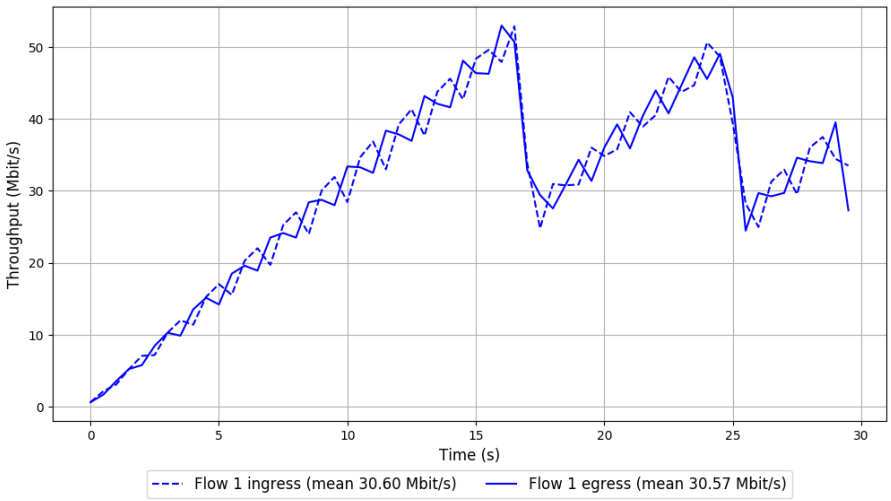

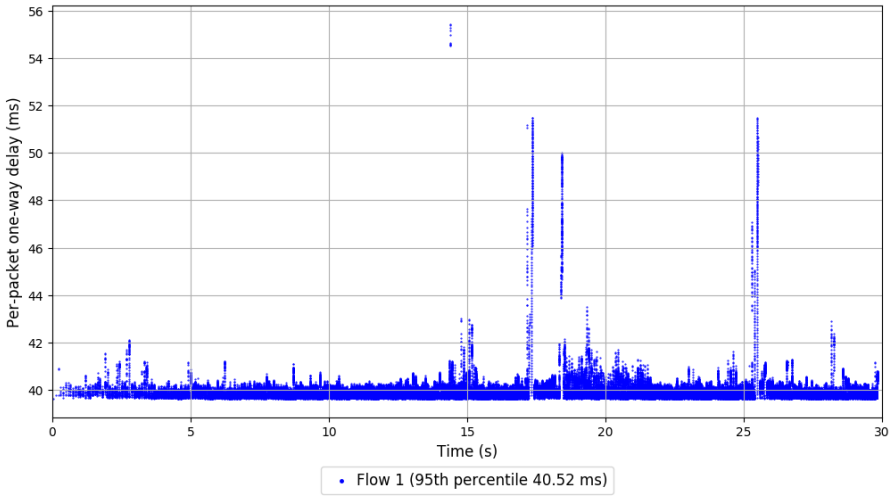

```
Run 1: Statistics of PCC

Start at: Sun, 16 Jul 2017 22:24:52 +0000
End at: Sun, 16 Jul 2017 22:25:22 +0000
Local clock offset: 0.879 ms
Remote clock offset: -0.385 ms

# Below is generated by plot.py at Mon, 17 Jul 2017 02:15:27 +0000
# Datalink statistics
-- Total of 1 flow:
Average throughput: 89.57 Mbit/s
95th percentile per-packet one-way delay: 50.790 ms
Loss rate: 0.45%
-- Flow 1:
Average throughput: 89.57 Mbit/s
95th percentile per-packet one-way delay: 50.790 ms
Loss rate: 0.45%
```

Run 1: Report of PCC — Data Link

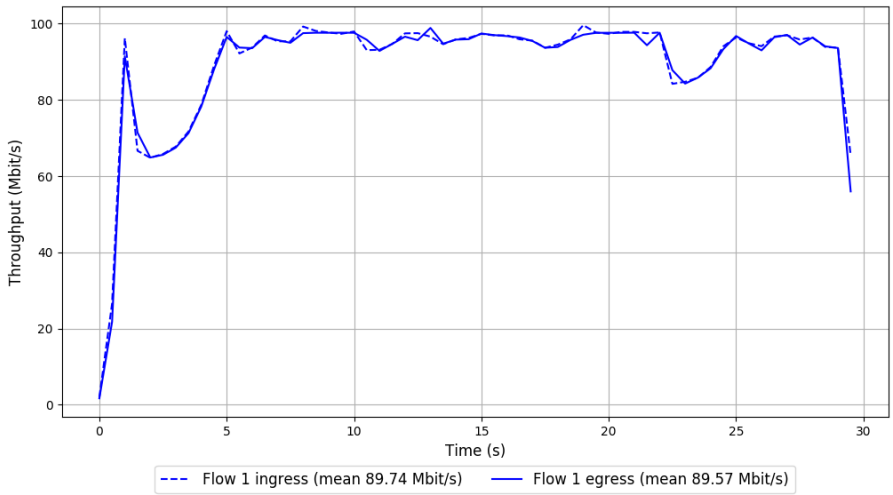

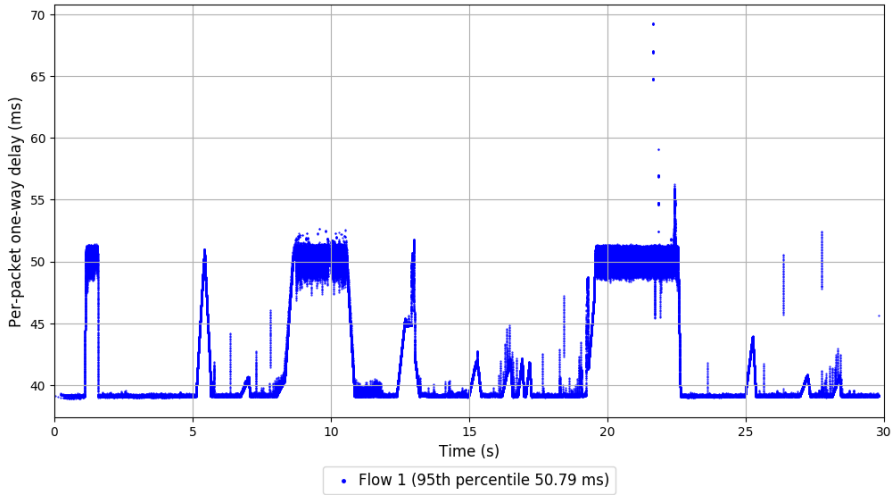

```
Run 2: Statistics of PCC

Start at: Sun, 16 Jul 2017 22:44:36 +0000
End at: Sun, 16 Jul 2017 22:45:06 +0000
Local clock offset: 1.075 ms
Remote clock offset: 1.381 ms

# Below is generated by plot.py at Mon, 17 Jul 2017 02:15:27 +0000
# Datalink statistics
-- Total of 1 flow:
Average throughput: 38.55 Mbit/s
95th percentile per-packet one-way delay: 39.042 ms
Loss rate: 0.75%
-- Flow 1:
Average throughput: 38.55 Mbit/s
95th percentile per-packet one-way delay: 39.042 ms
Loss rate: 0.75%
```

Run 2: Report of PCC — Data Link

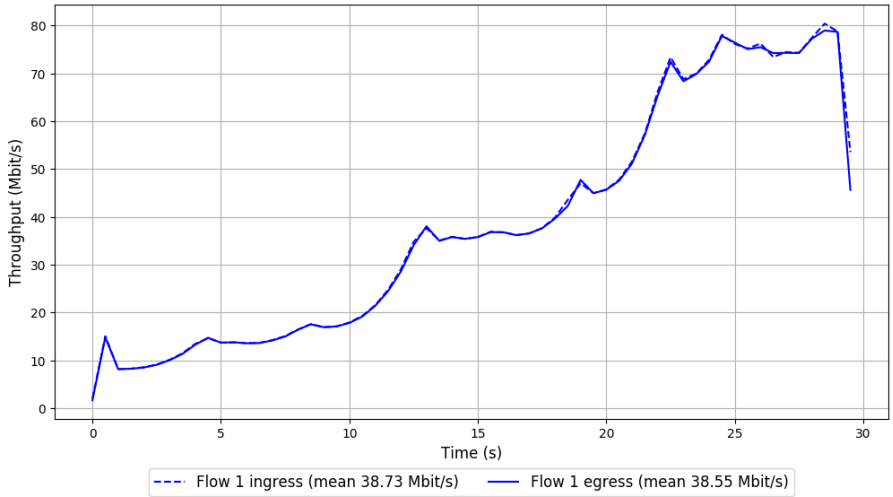

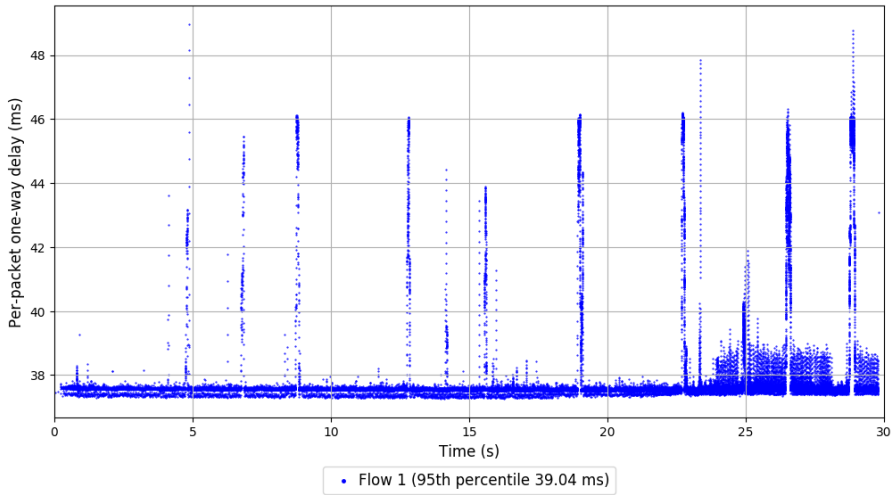

```
Run 3: Statistics of PCC

Start at: Sun, 16 Jul 2017 23:04:23 +0000
End at: Sun, 16 Jul 2017 23:04:53 +0000
Local clock offset: 1.204 ms
Remote clock offset: 1.127 ms

# Below is generated by plot.py at Mon, 17 Jul 2017 02:15:38 +0000
# Datalink statistics
-- Total of 1 flow:
Average throughput: 79.76 Mbit/s
95th percentile per-packet one-way delay: 48.881 ms
Loss rate: 0.56%
-- Flow 1:
Average throughput: 79.76 Mbit/s
95th percentile per-packet one-way delay: 48.881 ms
Loss rate: 0.56%
```

Run 3: Report of PCC — Data Link

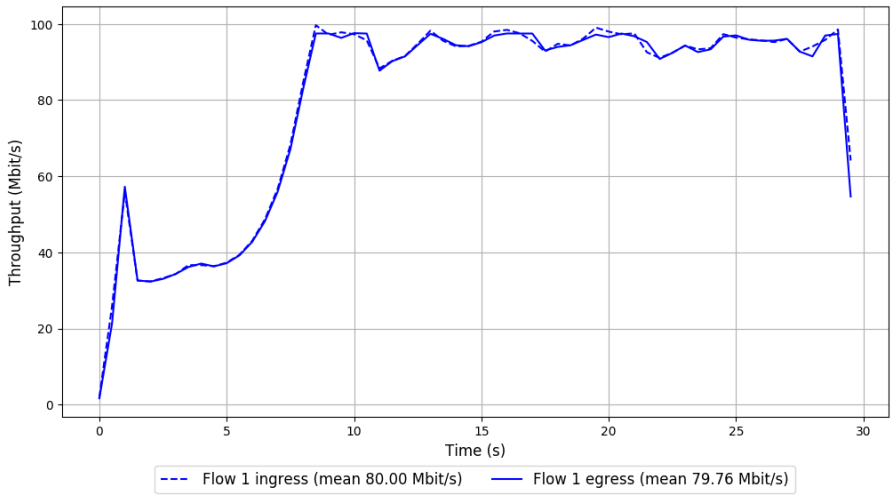

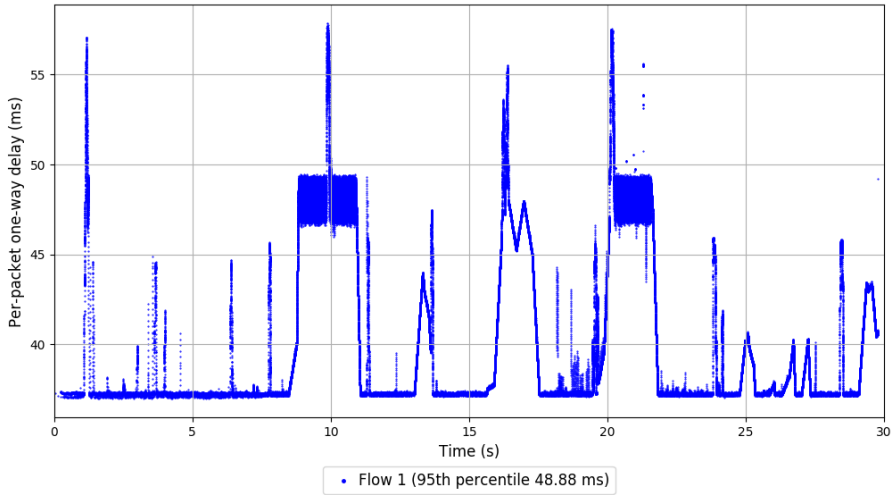

```
Run 4: Statistics of PCC

Start at: Sun, 16 Jul 2017 23:24:05 +0000
End at: Sun, 16 Jul 2017 23:24:35 +0000
Local clock offset: 1.224 ms
Remote clock offset: 0.779 ms

# Below is generated by plot.py at Mon, 17 Jul 2017 02:15:38 +0000
# Datalink statistics
-- Total of 1 flow:
Average throughput: 88.30 Mbit/s
95th percentile per-packet one-way delay: 43.741 ms
Loss rate: 0.57%
-- Flow 1:
Average throughput: 88.30 Mbit/s
95th percentile per-packet one-way delay: 43.741 ms
Loss rate: 0.57%
```

Run 4: Report of PCC — Data Link

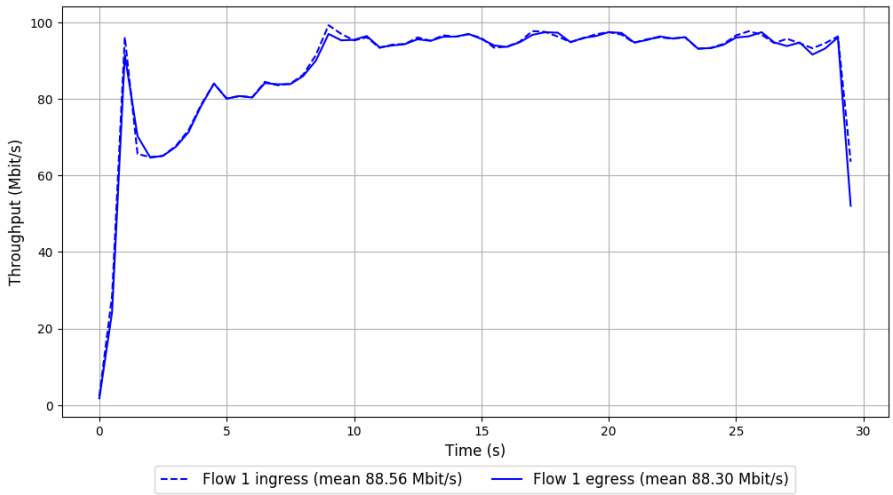

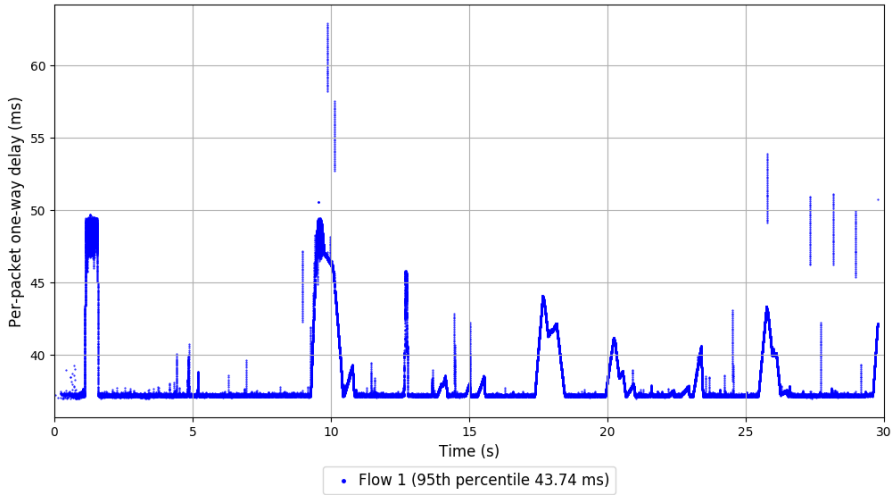

```
Run 5: Statistics of PCC

Start at: Sun, 16 Jul 2017 23:43:46 +0000
End at: Sun, 16 Jul 2017 23:44:16 +0000
Local clock offset: 1.252 ms
Remote clock offset: 0.361 ms

# Below is generated by plot.py at Mon, 17 Jul 2017 02:15:49 +0000
# Datalink statistics
-- Total of 1 flow:
Average throughput: 88.72 Mbit/s
95th percentile per-packet one-way delay: 47.254 ms
Loss rate: 0.49%
-- Flow 1:
Average throughput: 88.72 Mbit/s
95th percentile per-packet one-way delay: 47.254 ms
Loss rate: 0.49%
```

Run 5: Report of PCC — Data Link

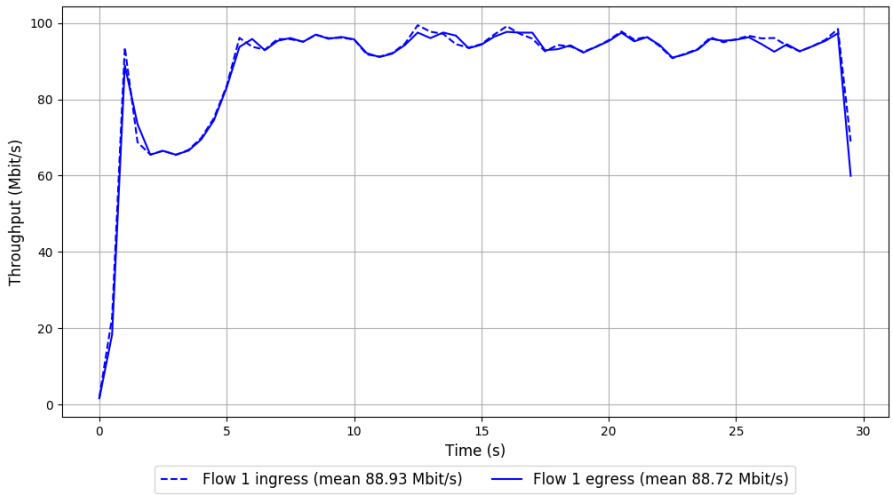

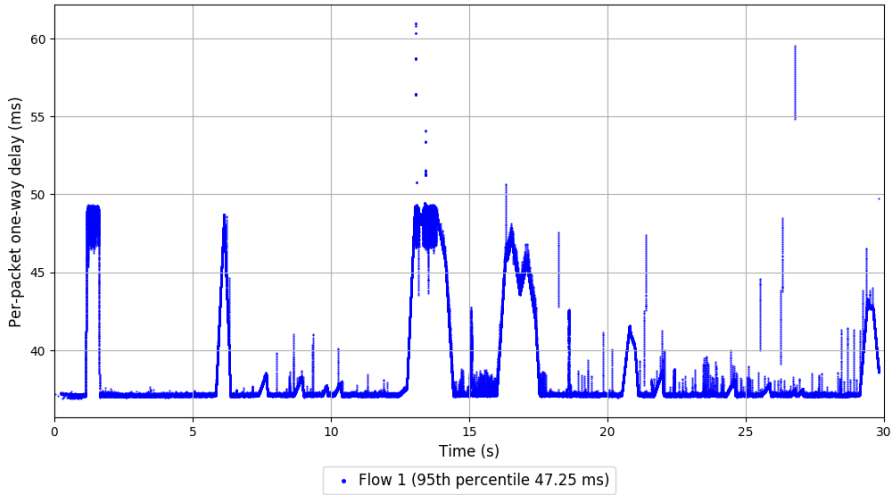

```
Run 6: Statistics of PCC

Start at: Mon, 17 Jul 2017 00:03:31 +0000
End at: Mon, 17 Jul 2017 00:04:01 +0000
Local clock offset: 1.25 ms
Remote clock offset: -0.562 ms

# Below is generated by plot.py at Mon, 17 Jul 2017 02:15:50 +0000
# Datalink statistics
-- Total of 1 flow:
Average throughput: 90.45 Mbit/s
95th percentile per-packet one-way delay: 45.473 ms
Loss rate: 0.43%
-- Flow 1:
Average throughput: 90.45 Mbit/s
95th percentile per-packet one-way delay: 45.473 ms
Loss rate: 0.43%
```

Run 6: Report of PCC — Data Link

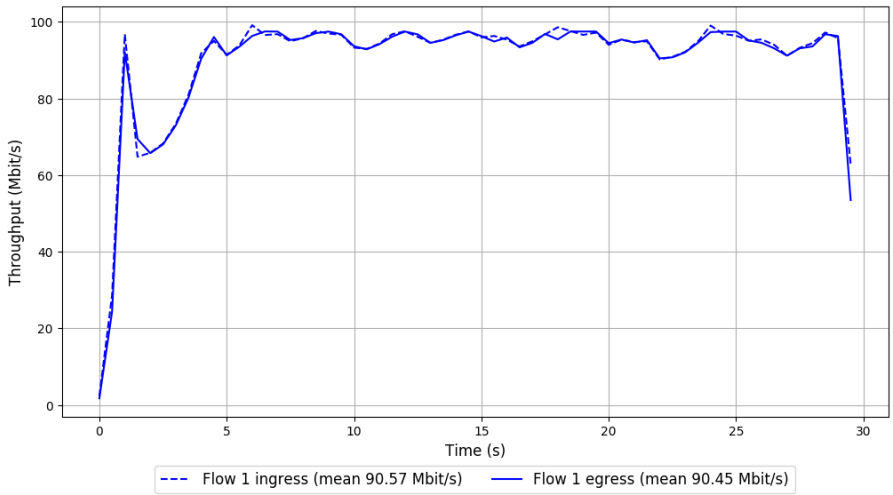

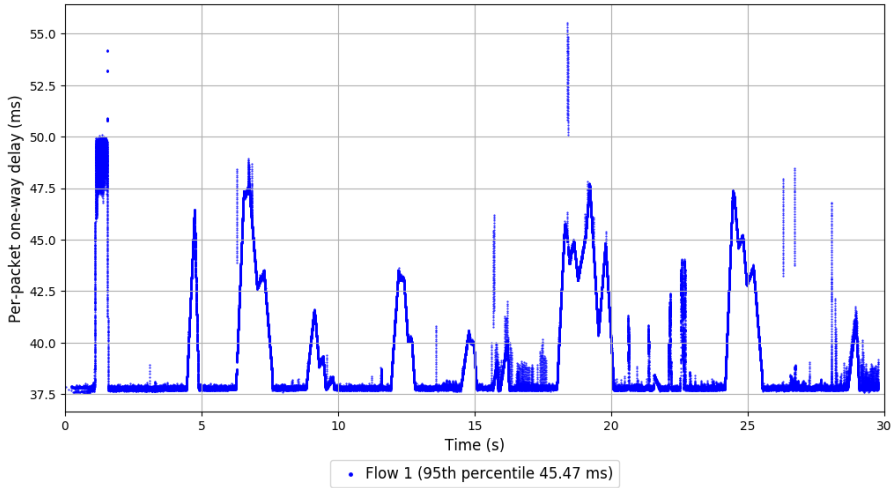

```
Run 7: Statistics of PCC

Start at: Mon, 17 Jul 2017 00:23:11 +0000
End at: Mon, 17 Jul 2017 00:23:41 +0000
Local clock offset: 0.963 ms
Remote clock offset: -0.871 ms

# Below is generated by plot.py at Mon, 17 Jul 2017 02:16:02 +0000
# Datalink statistics
-- Total of 1 flow:
Average throughput: 89.43 Mbit/s
95th percentile per-packet one-way delay: 42.128 ms
Loss rate: 0.46%
-- Flow 1:
Average throughput: 89.43 Mbit/s
95th percentile per-packet one-way delay: 42.128 ms
Loss rate: 0.46%
```

Run 7: Report of PCC — Data Link

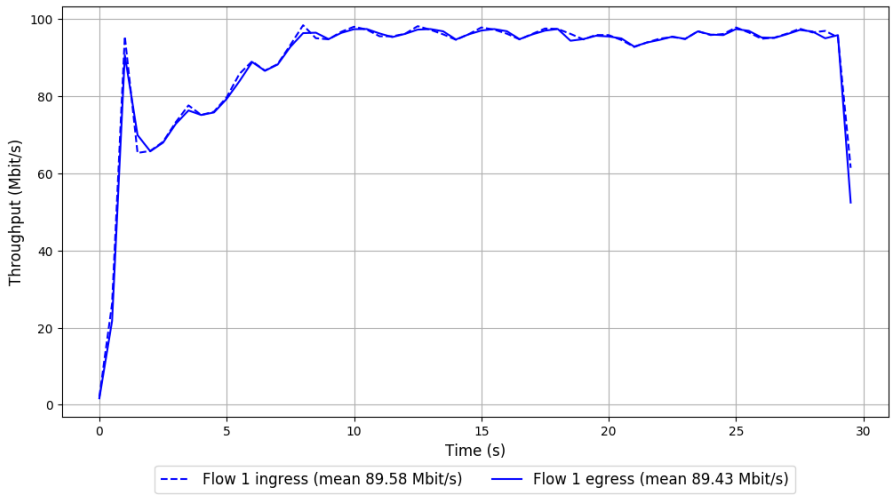

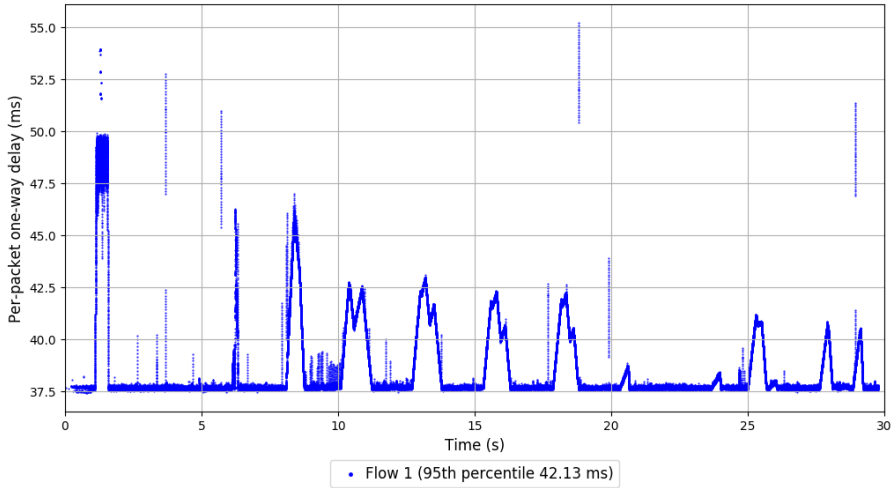

```
Run 8: Statistics of PCC

Start at: Mon, 17 Jul 2017 00:42:56 +0000
End at: Mon, 17 Jul 2017 00:43:26 +0000
Local clock offset: 0.75 ms
Remote clock offset: -0.78 ms

# Below is generated by plot.py at Mon, 17 Jul 2017 02:16:02 +0000
# Datalink statistics
-- Total of 1 flow:
Average throughput: 88.40 Mbit/s
95th percentile per-packet one-way delay: 45.322 ms
Loss rate: 0.56%
-- Flow 1:
Average throughput: 88.40 Mbit/s
95th percentile per-packet one-way delay: 45.322 ms
Loss rate: 0.56%
```

Run 8: Report of PCC — Data Link

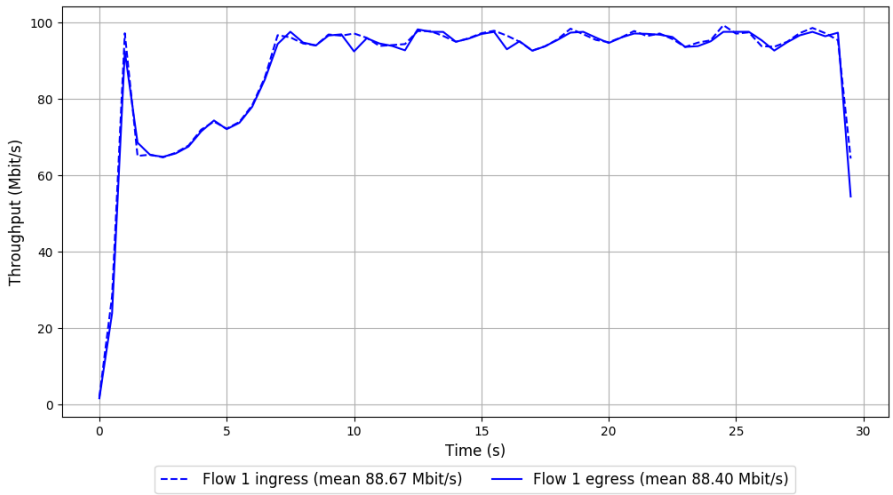

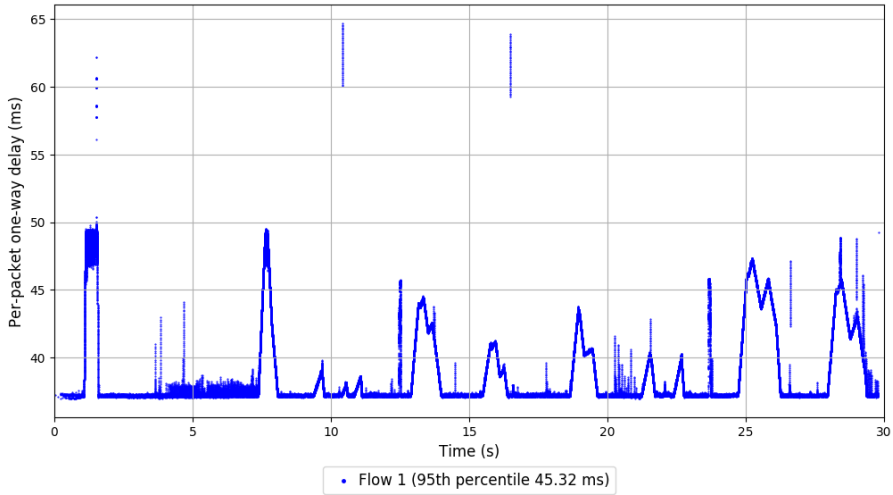

```
Run 9: Statistics of PCC

Start at: Mon, 17 Jul 2017 01:02:38 +0000
End at: Mon, 17 Jul 2017 01:03:08 +0000
Local clock offset: 0.489 ms
Remote clock offset: -1.142 ms

# Below is generated by plot.py at Mon, 17 Jul 2017 02:16:10 +0000
# Datalink statistics
-- Total of 1 flow:
Average throughput: 87.24 Mbit/s
95th percentile per-packet one-way delay: 45.455 ms
Loss rate: 0.48%
-- Flow 1:
Average throughput: 87.24 Mbit/s
95th percentile per-packet one-way delay: 45.455 ms
Loss rate: 0.48%
```

Run 9: Report of PCC — Data Link

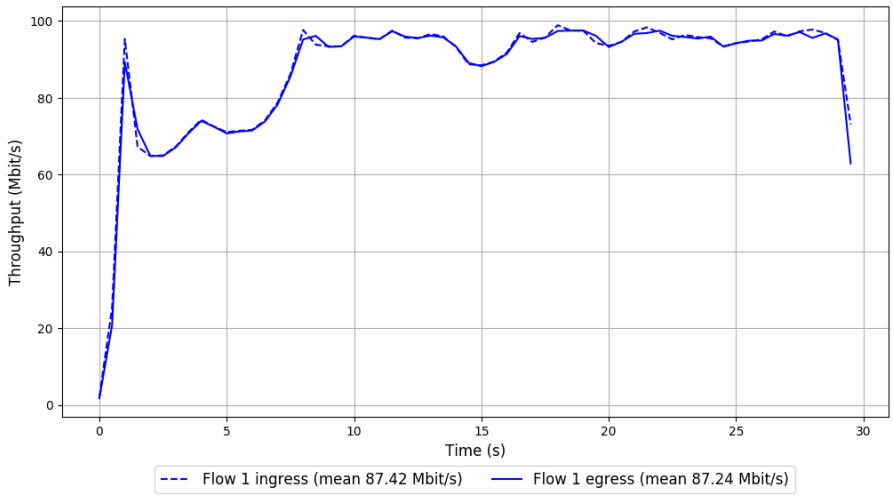

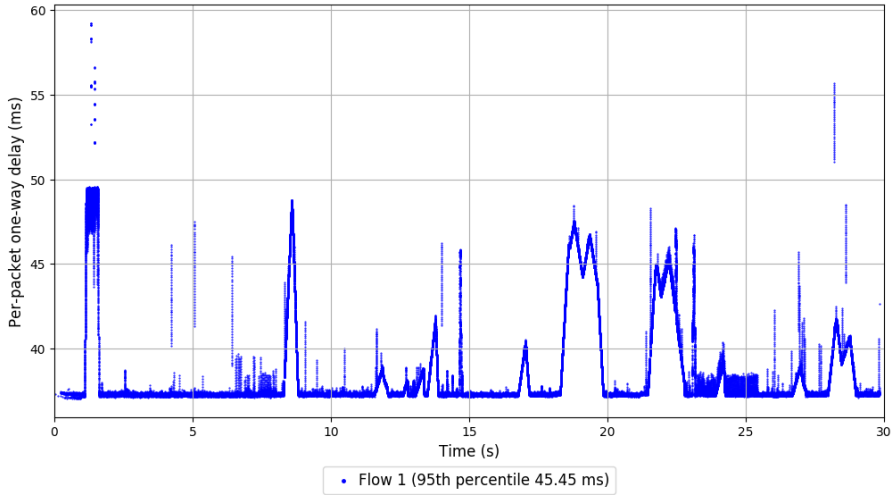

```
Run 10: Statistics of PCC

Start at: Mon, 17 Jul 2017 01:22:29 +0000
End at: Mon, 17 Jul 2017 01:22:59 +0000
Local clock offset: 0.303 ms
Remote clock offset: -1.287 ms

# Below is generated by plot.py at Mon, 17 Jul 2017 02:16:16 +0000
# Datalink statistics
-- Total of 1 flow:
Average throughput: 90.19 Mbit/s
95th percentile per-packet one-way delay: 43.549 ms
Loss rate: 0.44%
-- Flow 1:
Average throughput: 90.19 Mbit/s
95th percentile per-packet one-way delay: 43.549 ms
Loss rate: 0.44%
```

Run 10: Report of PCC — Data Link

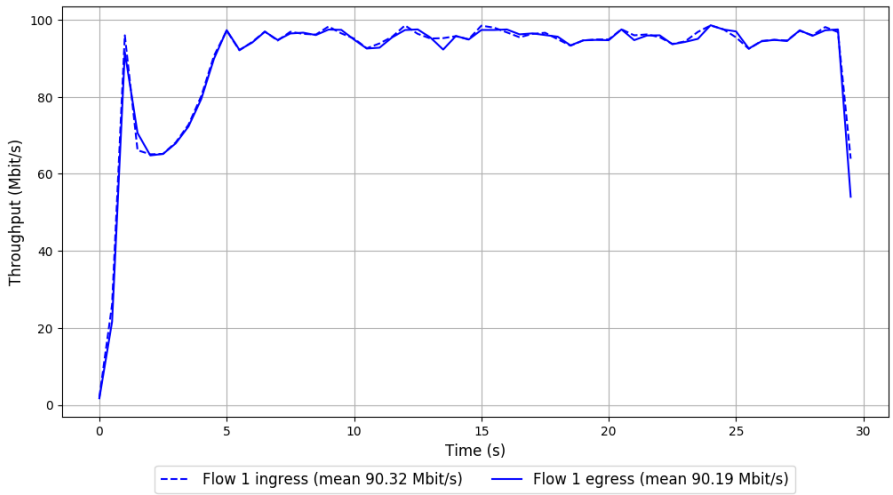

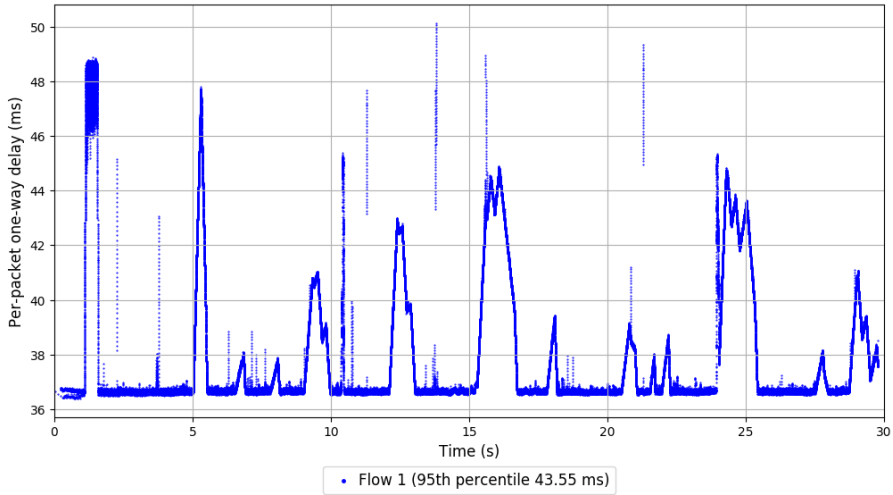

```
Run 1: Statistics of QUIC Cubic

Start at: Sun, 16 Jul 2017 22:30:08 +0000
End at: Sun, 16 Jul 2017 22:30:38 +0000
Local clock offset: 1.009 ms
Remote clock offset: -0.353 ms
```

Run 1: Report of QUIC Cubic — Data Link

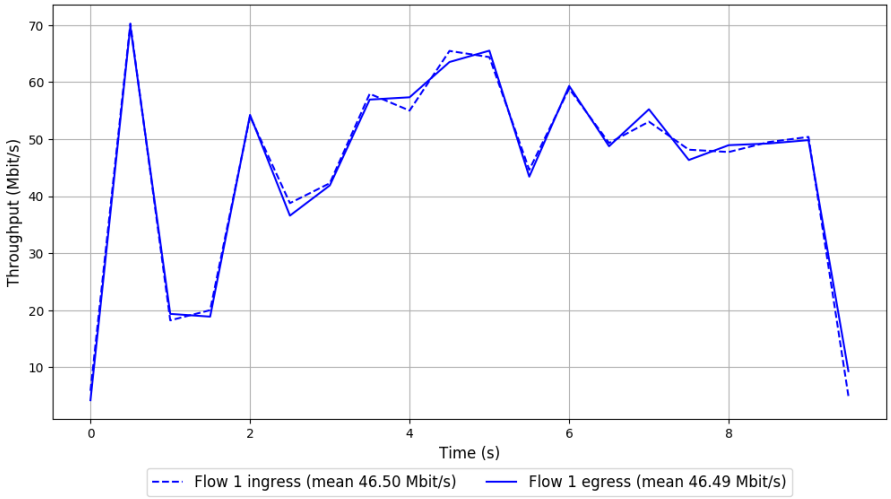

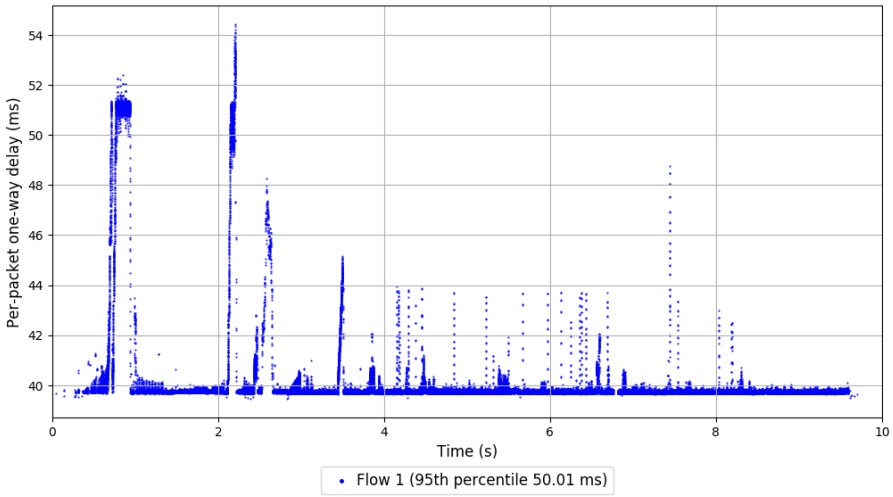

```
Run 2: Statistics of QUIC Cubic

Start at: Sun, 16 Jul 2017 22:49:56 +0000
End at: Sun, 16 Jul 2017 22:50:26 +0000
Local clock offset: 1.129 ms
Remote clock offset: 1.178 ms
```

Run 2: Report of QUIC Cubic — Data Link

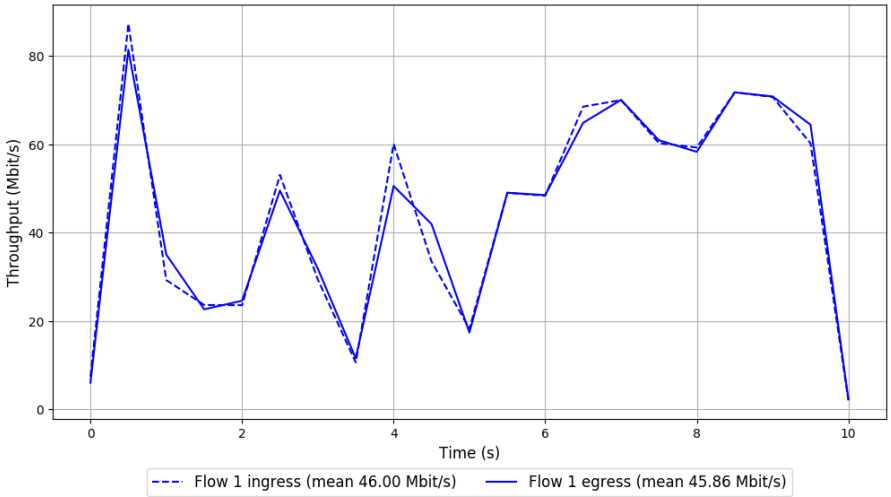

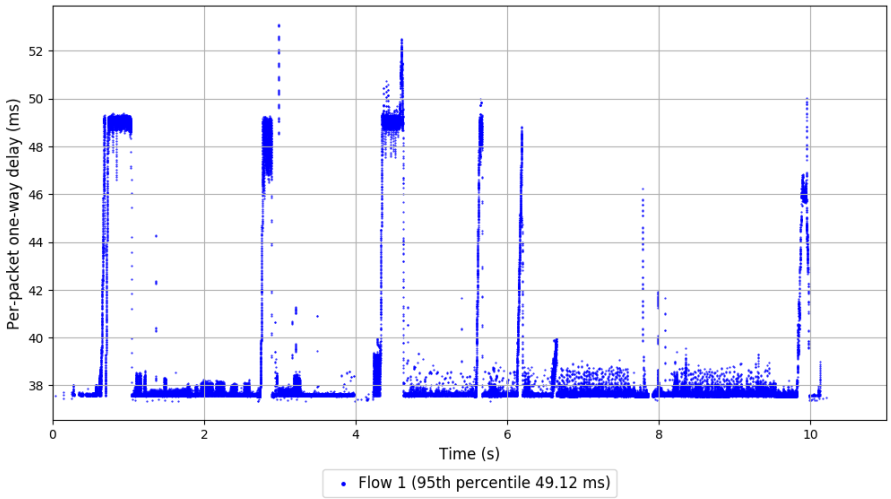

```
Run 3: Statistics of QUIC Cubic

Start at: Sun, 16 Jul 2017 23:09:39 +0000
End at: Sun, 16 Jul 2017 23:10:09 +0000
Local clock offset: 1.227 ms
Remote clock offset: -1.411 ms
```

Run 3: Report of QUIC Cubic — Data Link

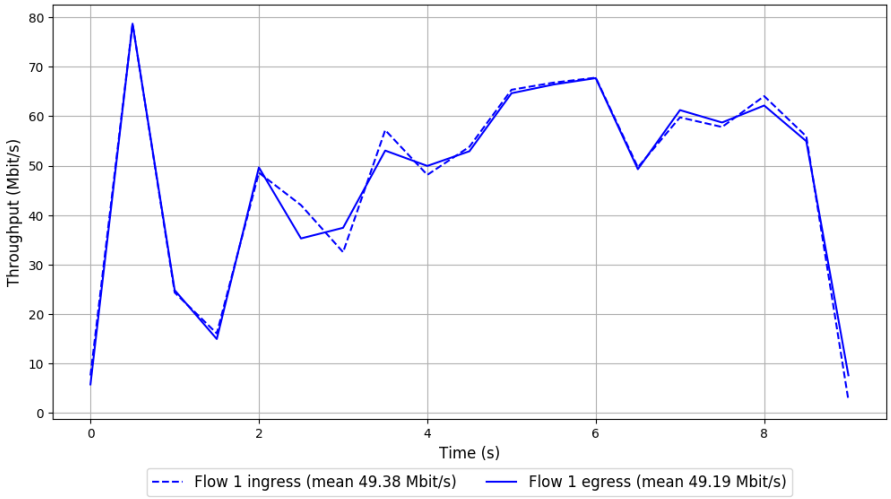

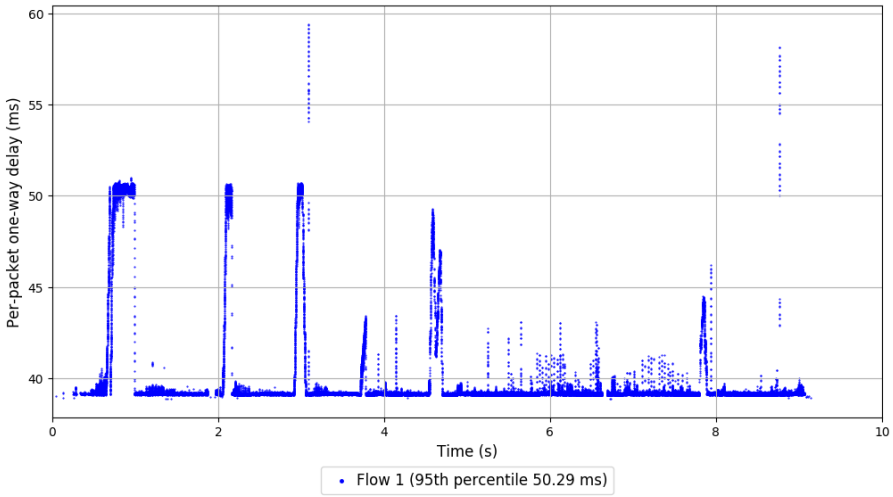

```
Run 4: Statistics of QUIC Cubic

Start at: Sun, 16 Jul 2017 23:29:20 +0000
End at: Sun, 16 Jul 2017 23:29:50 +0000
Local clock offset: 1.287 ms
Remote clock offset: 0.166 ms
```

Run 4: Report of QUIC Cubic — Data Link

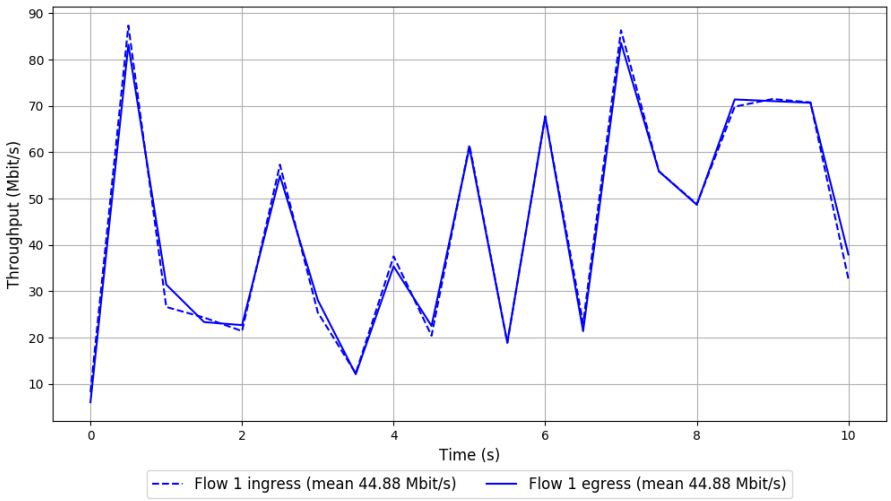

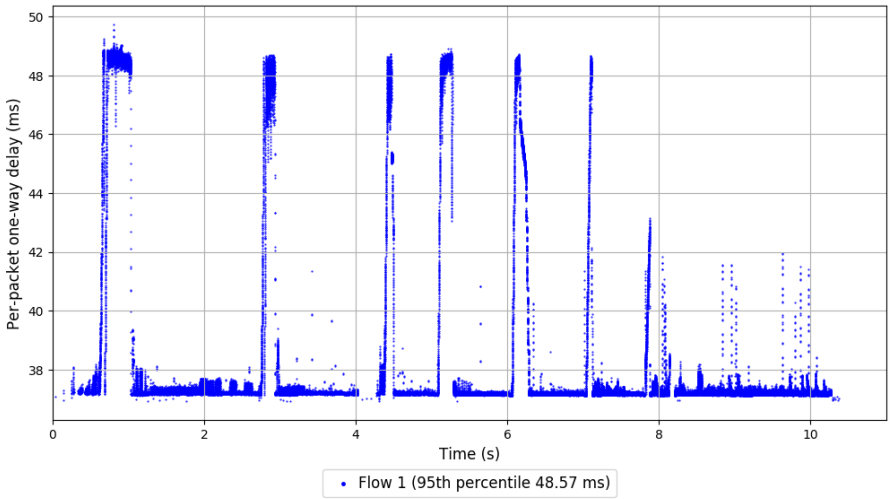

```
Run 5: Statistics of QUIC Cubic

Start at: Sun, 16 Jul 2017 23:49:00 +0000
End at: Sun, 16 Jul 2017 23:49:30 +0000
Local clock offset: 1.241 ms
Remote clock offset: 0.253 ms
```

Run 5: Report of QUIC Cubic — Data Link

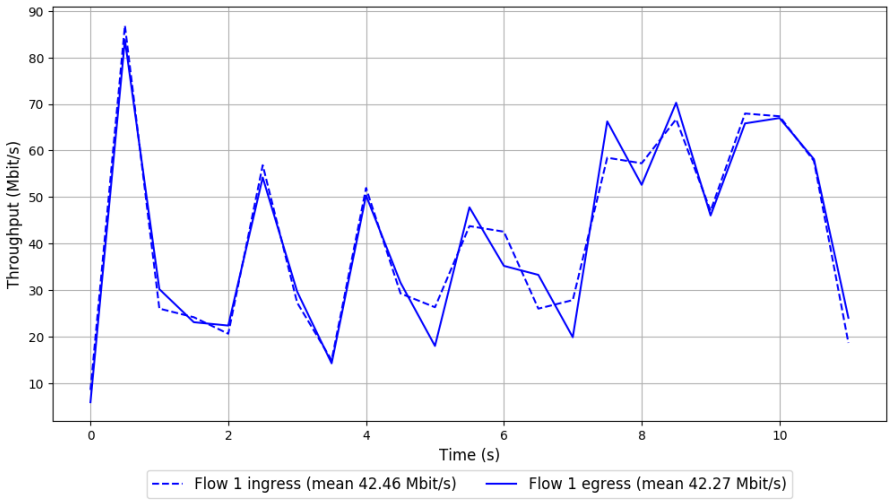

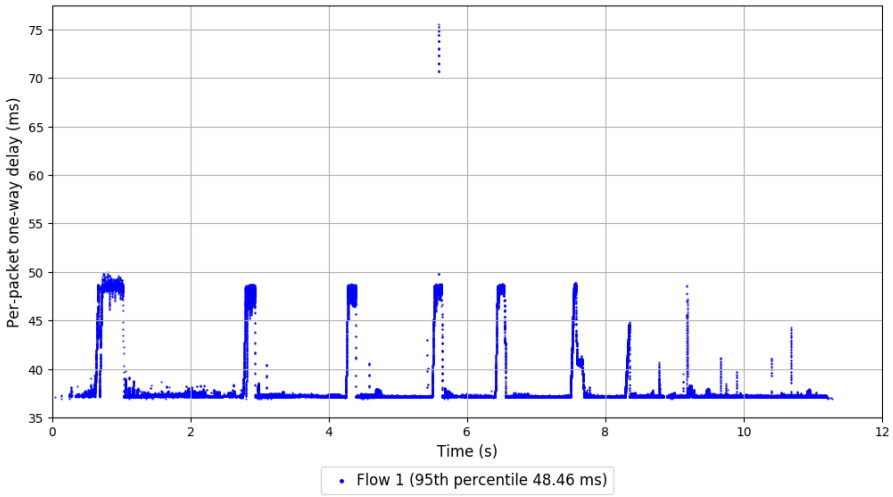

```
Run 6: Statistics of QUIC Cubic

Start at: Mon, 17 Jul 2017 00:08:47 +0000
End at: Mon, 17 Jul 2017 00:09:17 +0000
Local clock offset: 1.189 ms
Remote clock offset: -2.633 ms
```

Run 6: Report of QUIC Cubic — Data Link

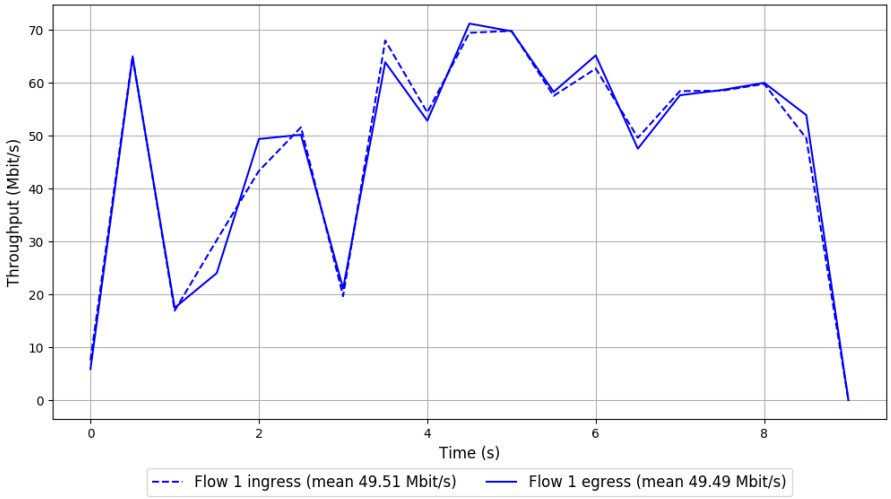

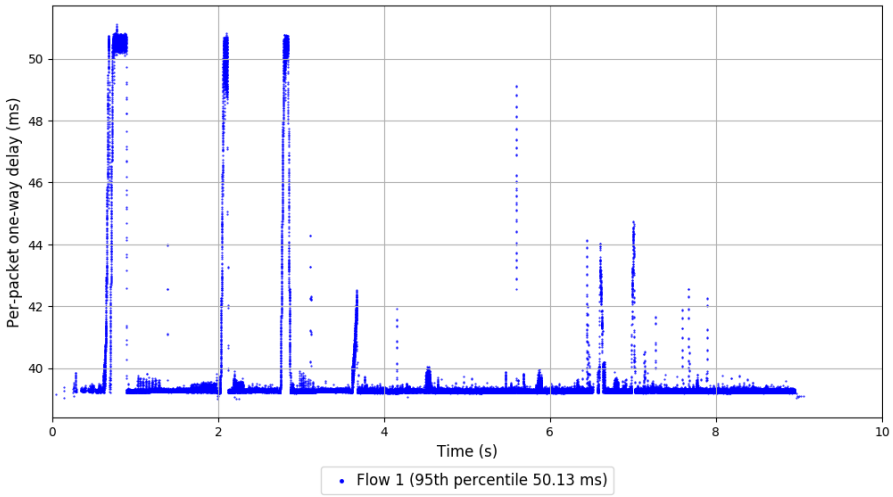

```
Run 7: Statistics of QUIC Cubic

Start at: Mon, 17 Jul 2017 00:28:27 +0000
End at: Mon, 17 Jul 2017 00:28:57 +0000
Local clock offset: 0.876 ms
Remote clock offset: -1.082 ms
```

Run 7: Report of QUIC Cubic — Data Link

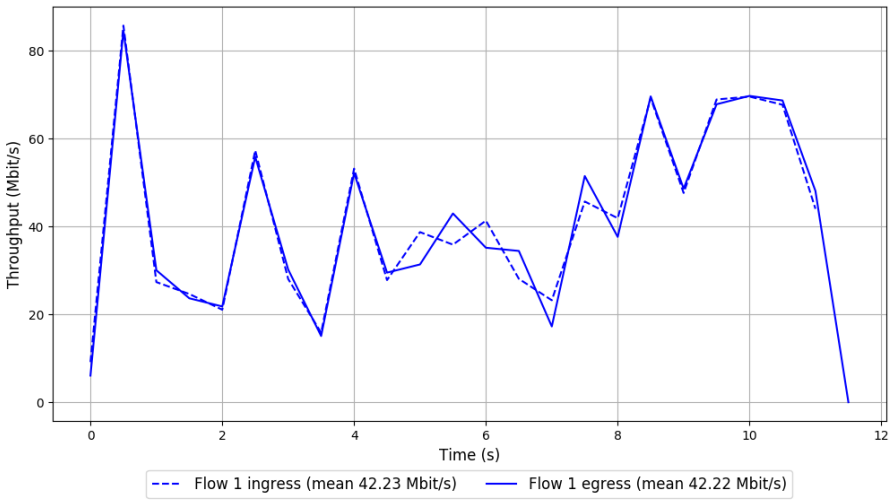

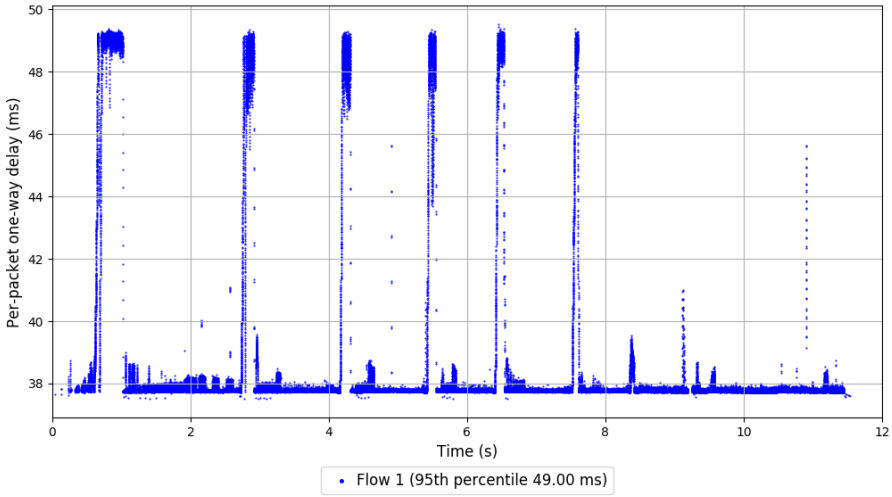

```
Run 8: Statistics of QUIC Cubic

Start at: Mon, 17 Jul 2017 00:48:12 +0000
End at: Mon, 17 Jul 2017 00:48:42 +0000
Local clock offset: 0.682 ms
Remote clock offset: -0.963 ms
```

Run 8: Report of QUIC Cubic — Data Link

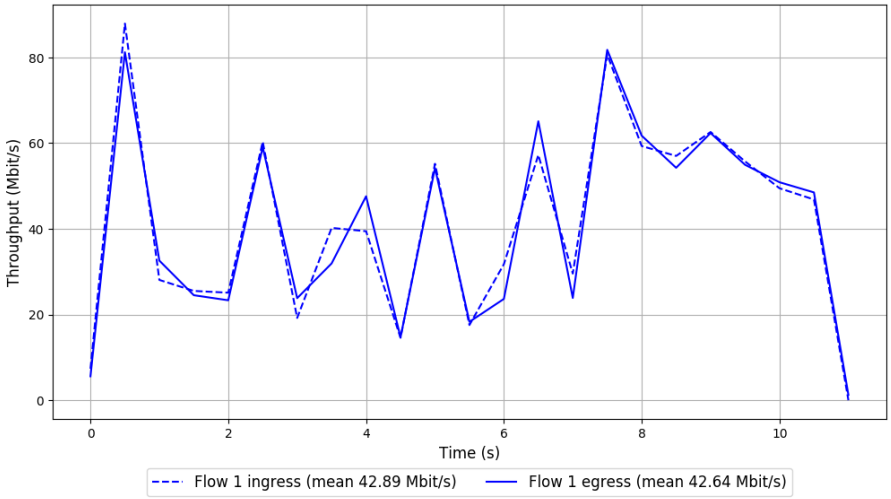

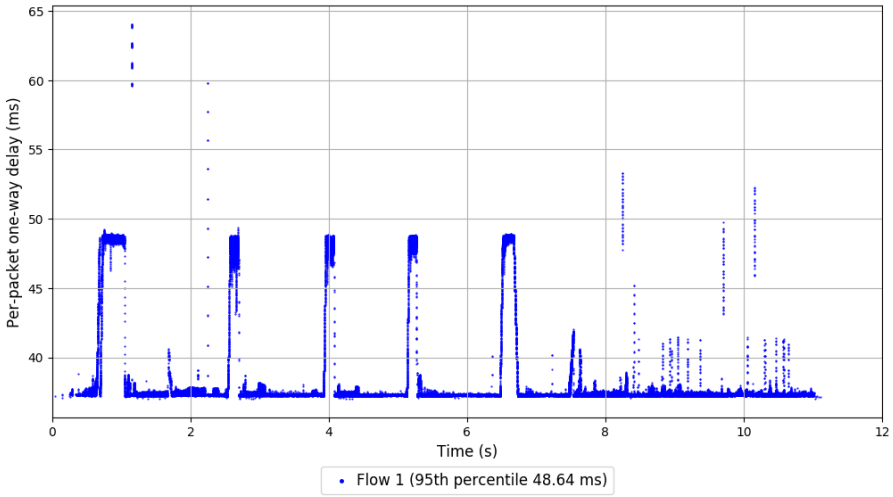

```
Run 9: Statistics of QUIC Cubic

Start at: Mon, 17 Jul 2017 01:07:55 +0000
End at: Mon, 17 Jul 2017 01:08:25 +0000
Local clock offset: 0.474 ms
Remote clock offset: -1.196 ms
```

Run 9: Report of QUIC Cubic — Data Link

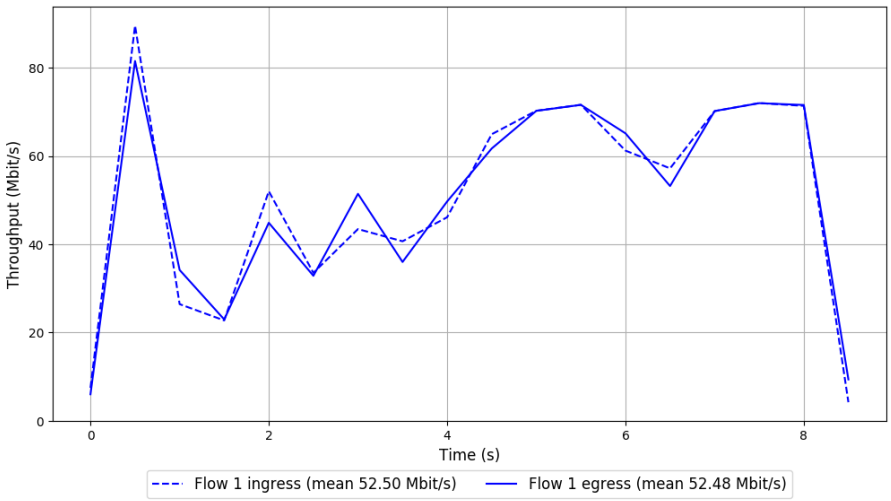

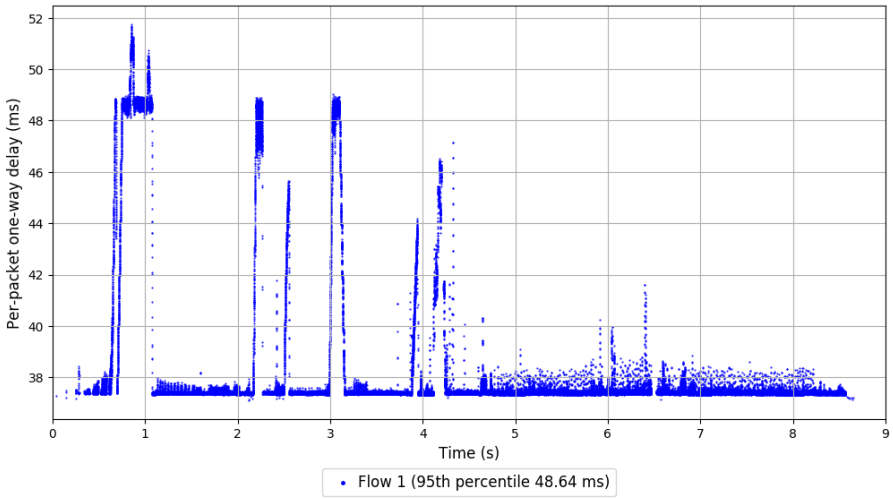

```
Run 10: Statistics of QUIC Cubic

Start at: Mon, 17 Jul 2017 01:27:47 +0000
End at: Mon, 17 Jul 2017 01:28:17 +0000
Local clock offset: 0.227 ms
Remote clock offset: -3.844 ms
```

Run 10: Report of QUIC Cubic — Data Link

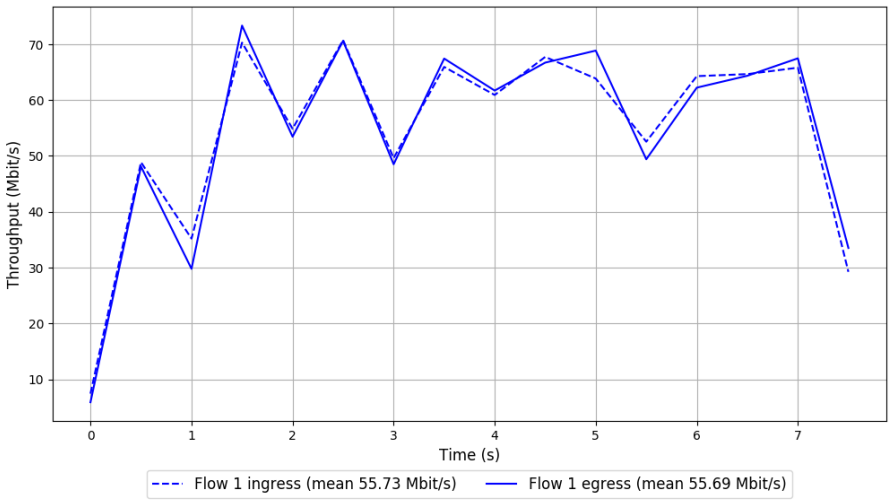

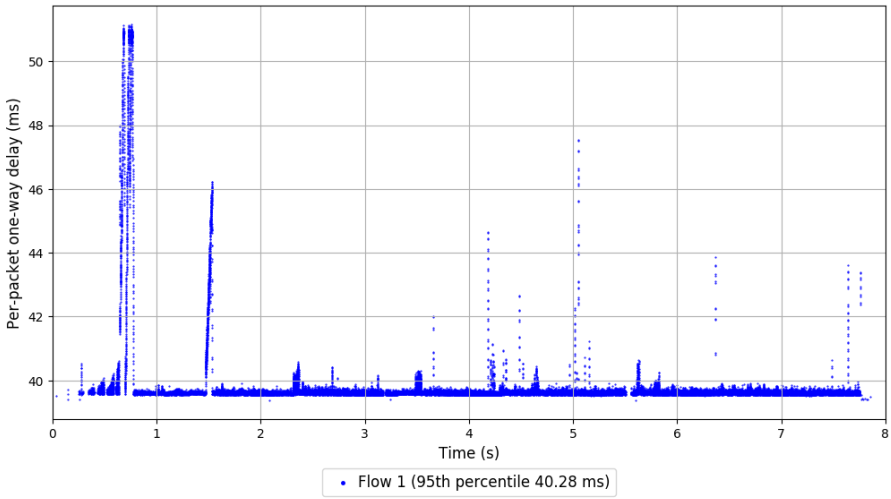

```
Run 1: Statistics of Saturator

Start at: Sun, 16 Jul 2017 22:39:19 +0000
End at: Sun, 16 Jul 2017 22:39:49 +0000
Local clock offset: 0.995 ms
Remote clock offset: 1.485 ms

# Below is generated by plot.py at Mon, 17 Jul 2017 02:16:32 +0000
# Datalink statistics
-- Total of 1 flow:
Average throughput: 27.07 Mbit/s
95th percentile per-packet one-way delay: 38.137 ms
Loss rate: 0.36%
-- Flow 1:
Average throughput: 27.07 Mbit/s
95th percentile per-packet one-way delay: 38.137 ms
Loss rate: 0.36%
```

Run 1: Report of Saturator — Data Link

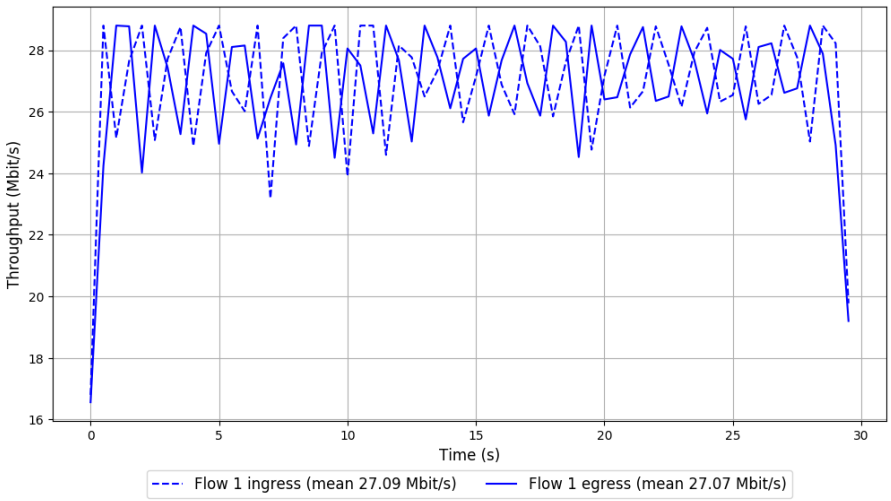

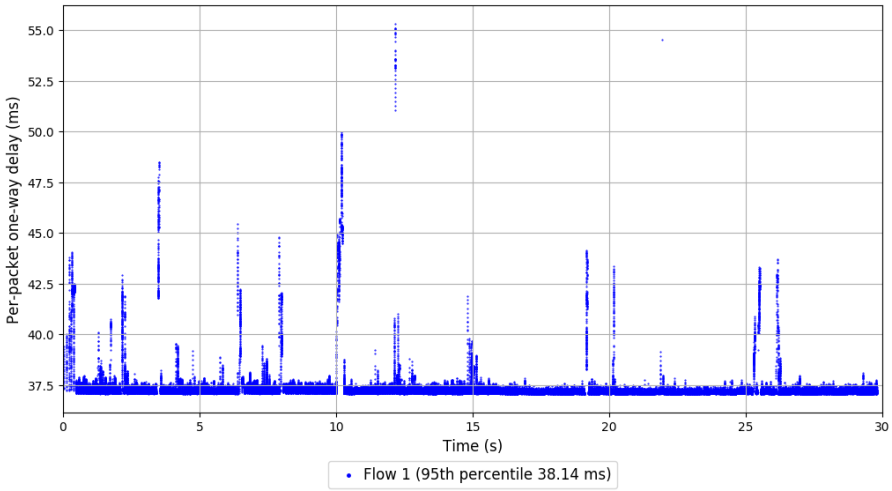

```
Run 2: Statistics of Saturator

Start at: Sun, 16 Jul 2017 22:59:07 +0000
End at: Sun, 16 Jul 2017 22:59:37 +0000
Local clock offset: 1.104 ms
Remote clock offset: -1.327 ms

# Below is generated by plot.py at Mon, 17 Jul 2017 02:16:36 +0000
# Datalink statistics
-- Total of 1 flow:
Average throughput: 26.88 Mbit/s
95th percentile per-packet one-way delay: 40.503 ms
Loss rate: 0.41%
-- Flow 1:
Average throughput: 26.88 Mbit/s
95th percentile per-packet one-way delay: 40.503 ms
Loss rate: 0.41%
```

Run 2: Report of Saturator — Data Link

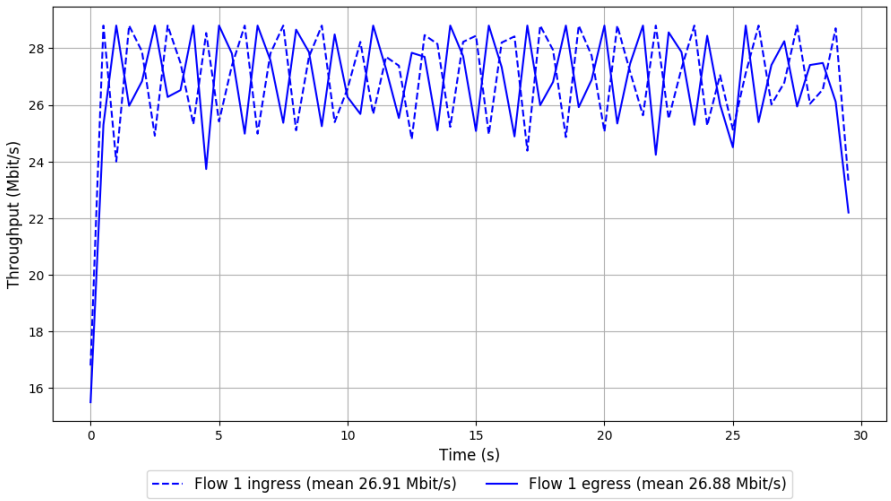

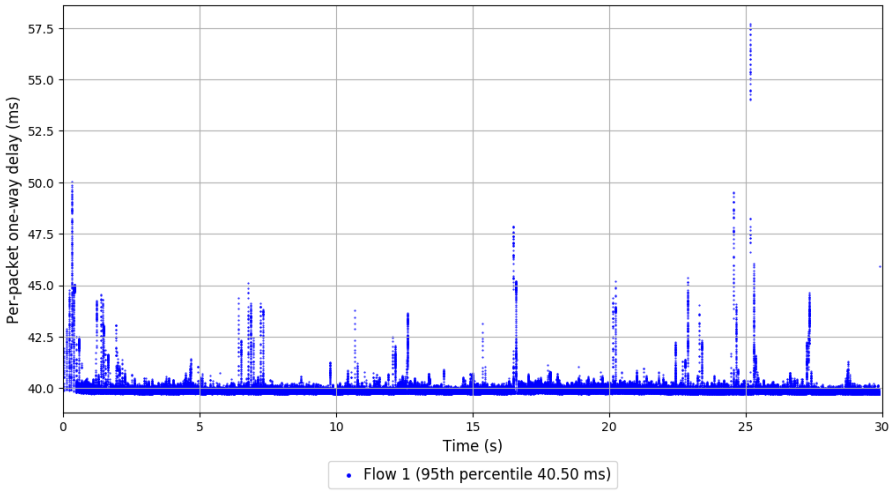

```
Run 3: Statistics of Saturator

Start at: Sun, 16 Jul 2017 23:18:49 +0000
End at: Sun, 16 Jul 2017 23:19:19 +0000
Local clock offset: 1.247 ms
Remote clock offset: -1.583 ms

# Below is generated by plot.py at Mon, 17 Jul 2017 02:16:36 +0000
# Datalink statistics
-- Total of 1 flow:
Average throughput: 27.03 Mbit/s
95th percentile per-packet one-way delay: 40.285 ms
Loss rate: 0.31%
-- Flow 1:
Average throughput: 27.03 Mbit/s
95th percentile per-packet one-way delay: 40.285 ms
Loss rate: 0.31%
```

Run 3: Report of Saturator — Data Link

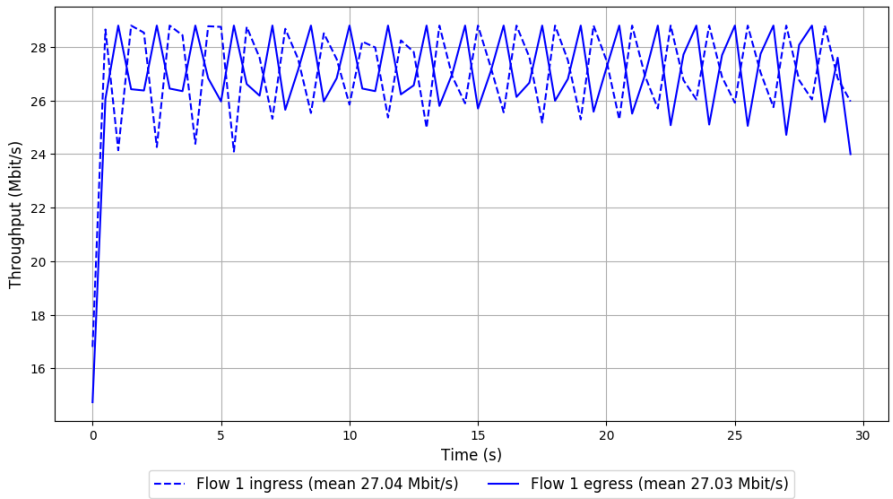

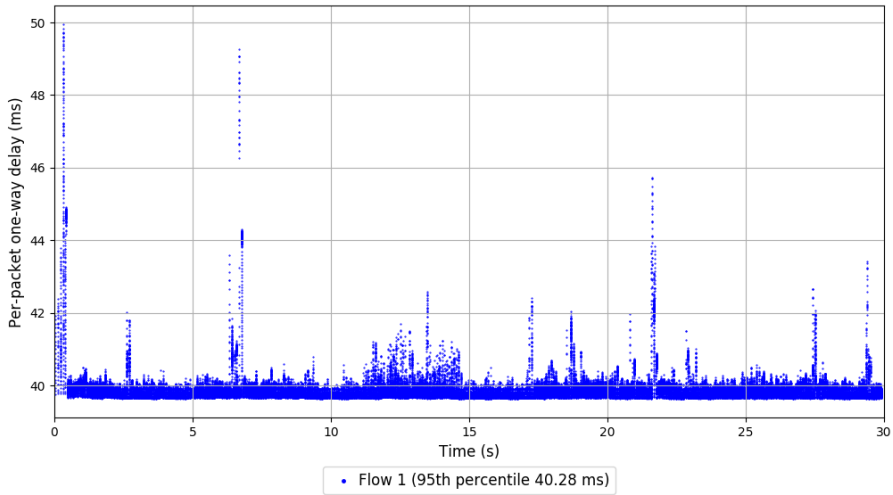

```
Run 4: Statistics of Saturator

Start at: Sun, 16 Jul 2017 23:38:30 +0000
End at: Sun, 16 Jul 2017 23:39:00 +0000
Local clock offset: 1.371 ms
Remote clock offset: -0.044 ms

# Below is generated by plot.py at Mon, 17 Jul 2017 02:16:39 +0000
# Datalink statistics
-- Total of 1 flow:
Average throughput: 26.95 Mbit/s
95th percentile per-packet one-way delay: 38.538 ms
Loss rate: 0.32%
-- Flow 1:
Average throughput: 26.95 Mbit/s
95th percentile per-packet one-way delay: 38.538 ms
Loss rate: 0.32%
```

Run 4: Report of Saturator — Data Link

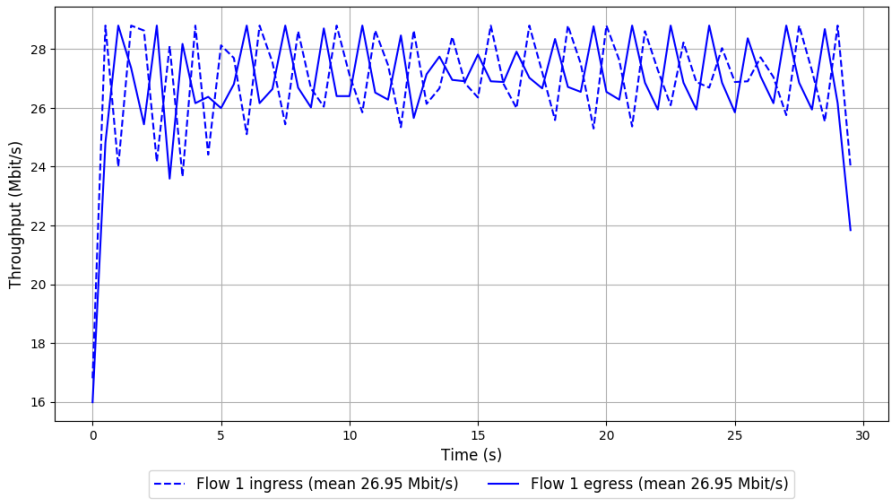

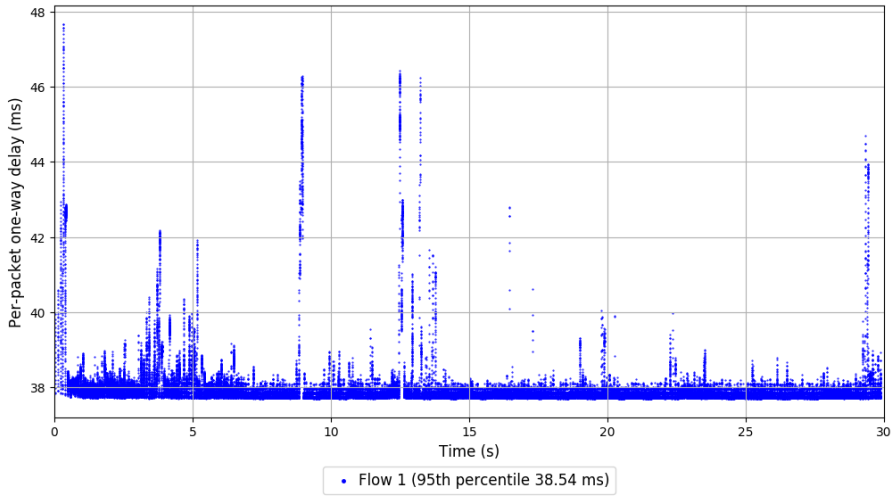

```
Run 5: Statistics of Saturator

Start at: Sun, 16 Jul 2017 23:58:12 +0000
End at: Sun, 16 Jul 2017 23:58:42 +0000
Local clock offset: 1.304 ms
Remote clock offset: -2.476 ms

# Below is generated by plot.py at Mon, 17 Jul 2017 02:16:41 +0000
# Datalink statistics
-- Total of 1 flow:
Average throughput: 26.98 Mbit/s
95th percentile per-packet one-way delay: 40.237 ms
Loss rate: 0.33%
-- Flow 1:
Average throughput: 26.98 Mbit/s
95th percentile per-packet one-way delay: 40.237 ms
Loss rate: 0.33%
```

Run 5: Report of Saturator — Data Link

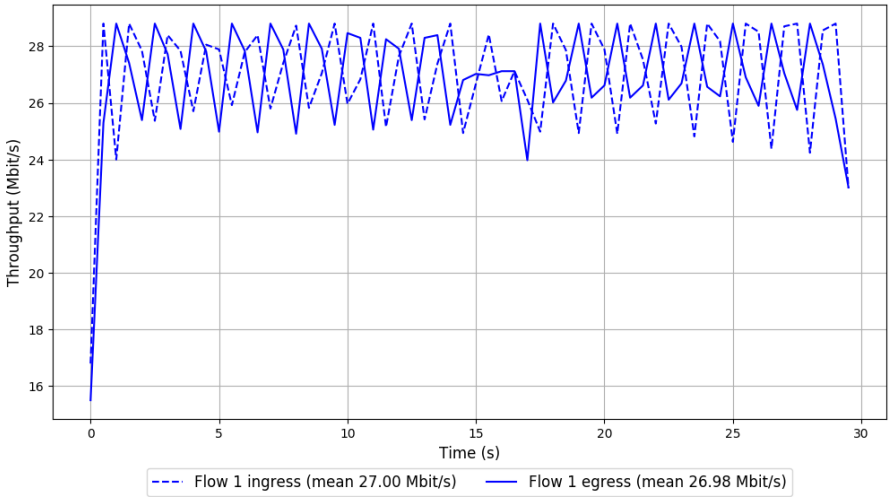

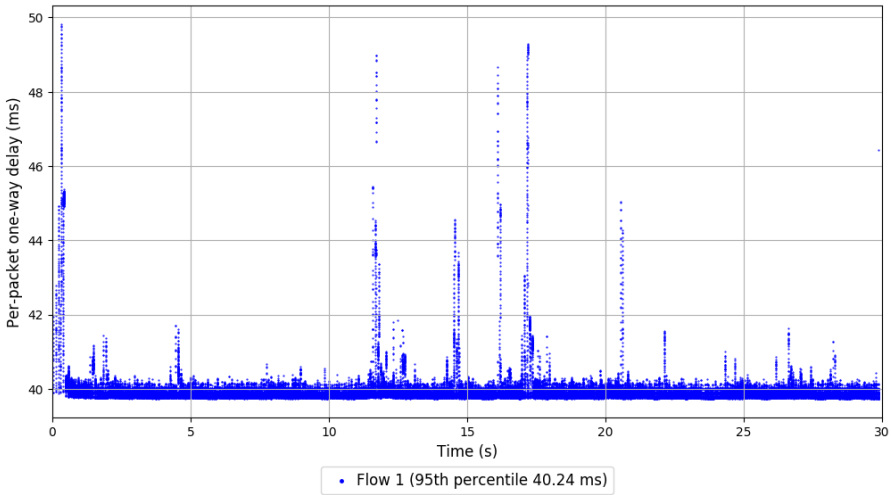

```
Run 6: Statistics of Saturator

Start at: Mon, 17 Jul 2017 00:17:59 +0000
End at: Mon, 17 Jul 2017 00:18:29 +0000
Local clock offset: 1.035 ms
Remote clock offset: -0.293 ms

# Below is generated by plot.py at Mon, 17 Jul 2017 02:16:43 +0000
# Datalink statistics
-- Total of 1 flow:
Average throughput: 26.74 Mbit/s
95th percentile per-packet one-way delay: 37.894 ms
Loss rate: 0.82%
-- Flow 1:
Average throughput: 26.74 Mbit/s
95th percentile per-packet one-way delay: 37.894 ms
Loss rate: 0.82%
```

Run 6: Report of Saturator — Data Link

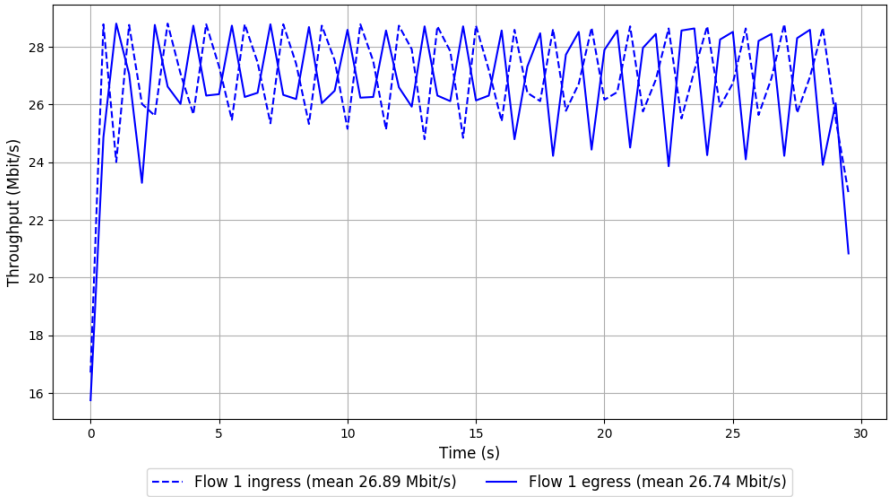

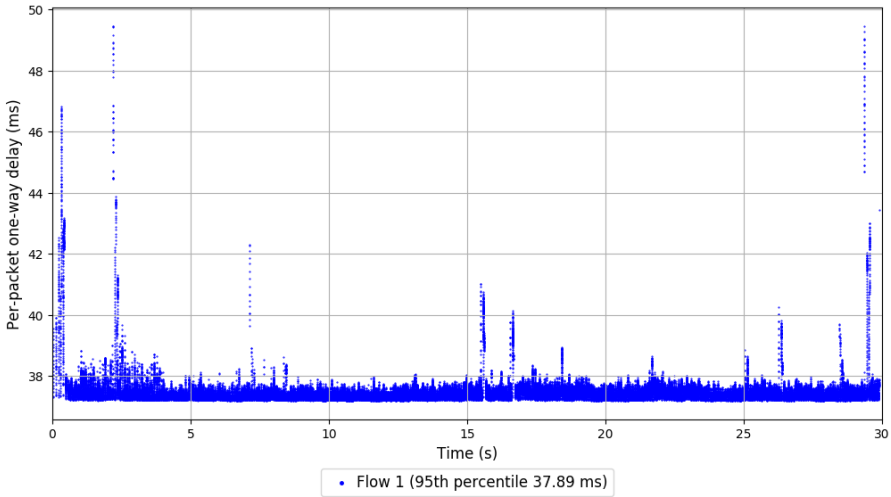

```
Run 7: Statistics of Saturator

Start at: Mon, 17 Jul 2017 00:37:40 +0000
End at: Mon, 17 Jul 2017 00:38:10 +0000
Local clock offset: 0.783 ms
Remote clock offset: -0.806 ms

# Below is generated by plot.py at Mon, 17 Jul 2017 02:16:45 +0000
# Datalink statistics
-- Total of 1 flow:
Average throughput: 27.01 Mbit/s
95th percentile per-packet one-way delay: 37.818 ms
Loss rate: 0.33%
-- Flow 1:
Average throughput: 27.01 Mbit/s
95th percentile per-packet one-way delay: 37.818 ms
Loss rate: 0.33%
```

Run 7: Report of Saturator — Data Link

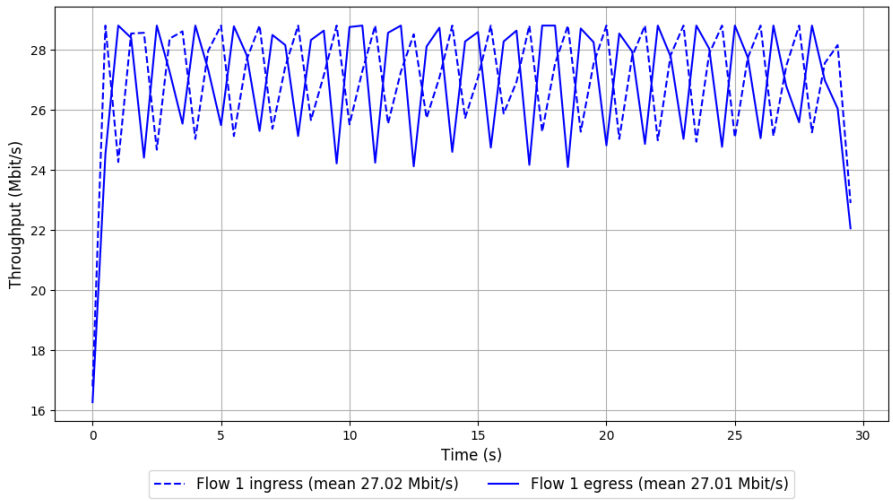

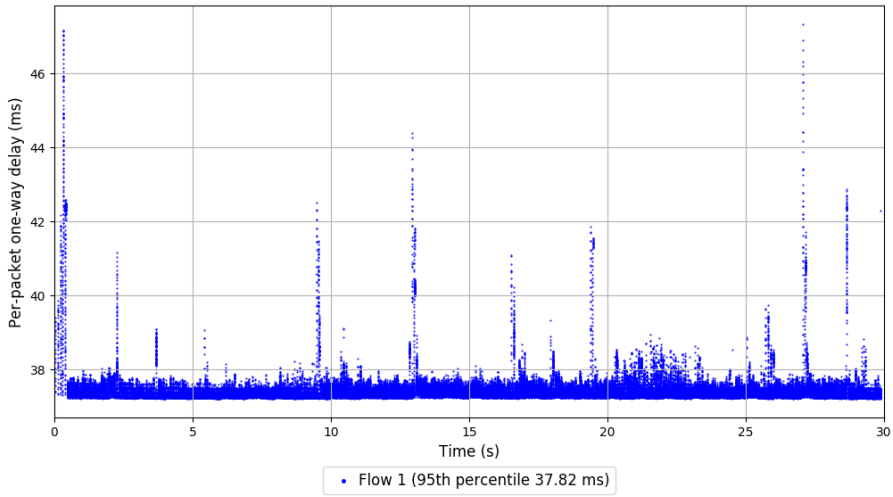

```
Run 8: Statistics of Saturator

Start at: Mon, 17 Jul 2017 00:57:27 +0000
End at: Mon, 17 Jul 2017 00:57:57 +0000
Local clock offset: 0.579 ms
Remote clock offset: -3.46 ms

# Below is generated by plot.py at Mon, 17 Jul 2017 02:16:47 +0000
# Datalink statistics
-- Total of 1 flow:
Average throughput: 26.99 Mbit/s
95th percentile per-packet one-way delay: 40.300 ms
Loss rate: 0.32%
-- Flow 1:
Average throughput: 26.99 Mbit/s
95th percentile per-packet one-way delay: 40.300 ms
Loss rate: 0.32%
```

Run 8: Report of Saturator — Data Link

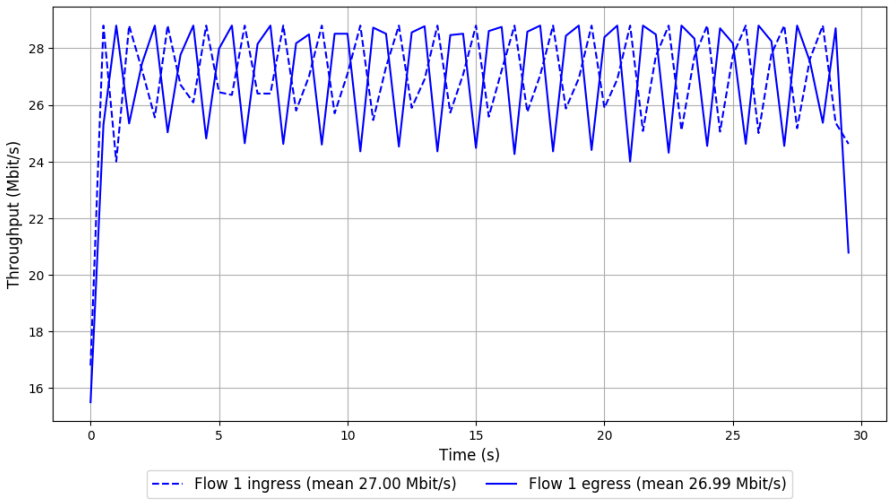

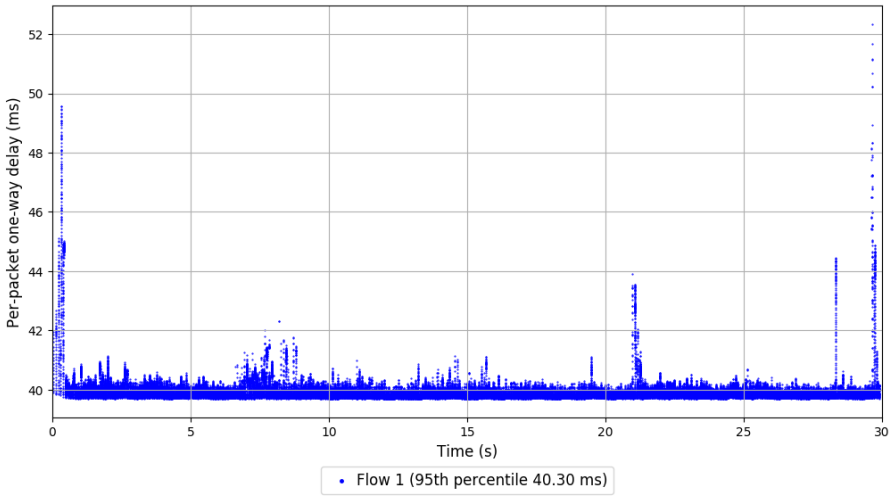

```
Run 9: Statistics of Saturator

Start at: Mon, 17 Jul 2017 01:17:11 +0000
End at: Mon, 17 Jul 2017 01:17:41 +0000
Local clock offset: 0.268 ms
Remote clock offset: -3.876 ms

# Below is generated by plot.py at Mon, 17 Jul 2017 02:16:50 +0000
# Datalink statistics
-- Total of 1 flow:
Average throughput: 26.95 Mbit/s
95th percentile per-packet one-way delay: 40.258 ms
Loss rate: 0.47%
-- Flow 1:
Average throughput: 26.95 Mbit/s
95th percentile per-packet one-way delay: 40.258 ms
Loss rate: 0.47%
```

Run 9: Report of Saturator — Data Link

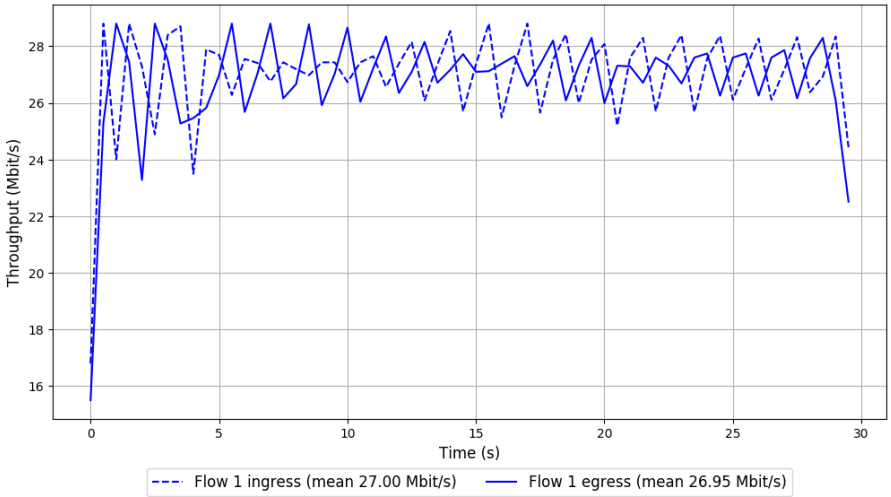

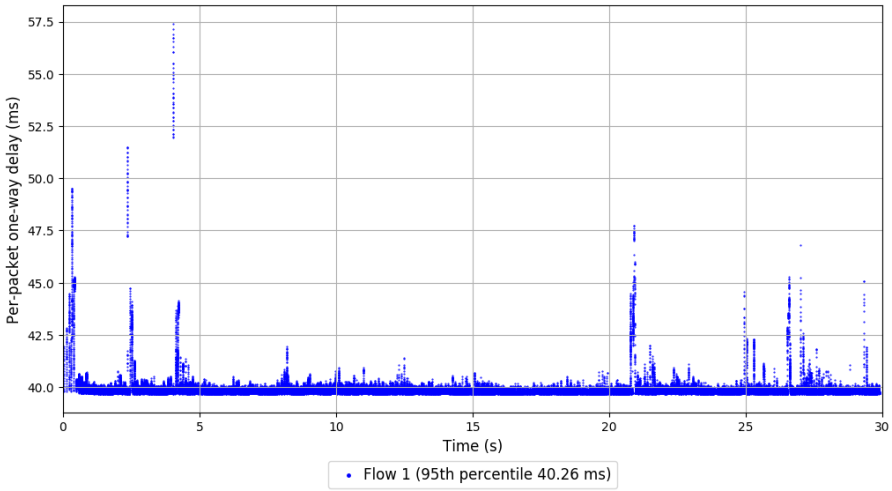

```
Run 10: Statistics of Saturator

Start at: Mon, 17 Jul 2017 01:37:00 +0000
End at: Mon, 17 Jul 2017 01:37:30 +0000
Local clock offset: 0.271 ms
Remote clock offset: -3.956 ms

# Below is generated by plot.py at Mon, 17 Jul 2017 02:16:53 +0000
# Datalink statistics
-- Total of 1 flow:
Average throughput: 26.95 Mbit/s
95th percentile per-packet one-way delay: 40.410 ms
Loss rate: 0.43%
-- Flow 1:
Average throughput: 26.95 Mbit/s
95th percentile per-packet one-way delay: 40.410 ms
Loss rate: 0.43%
```

Run 10: Report of Saturator — Data Link

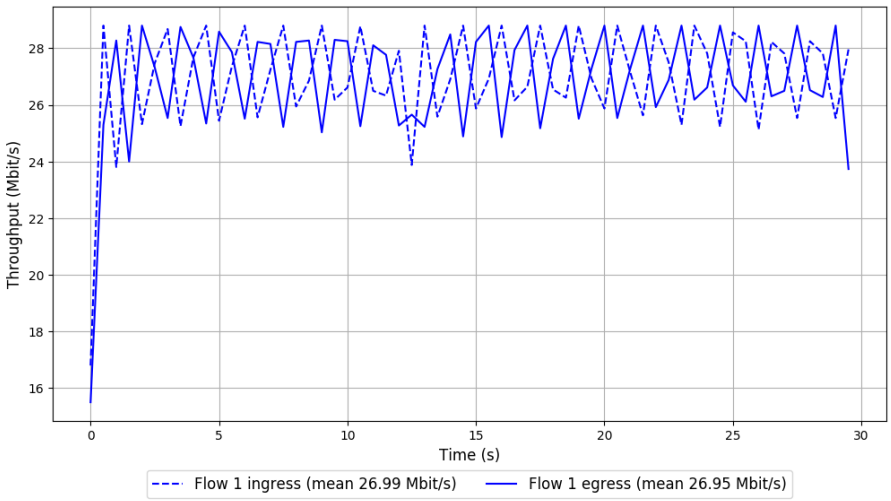

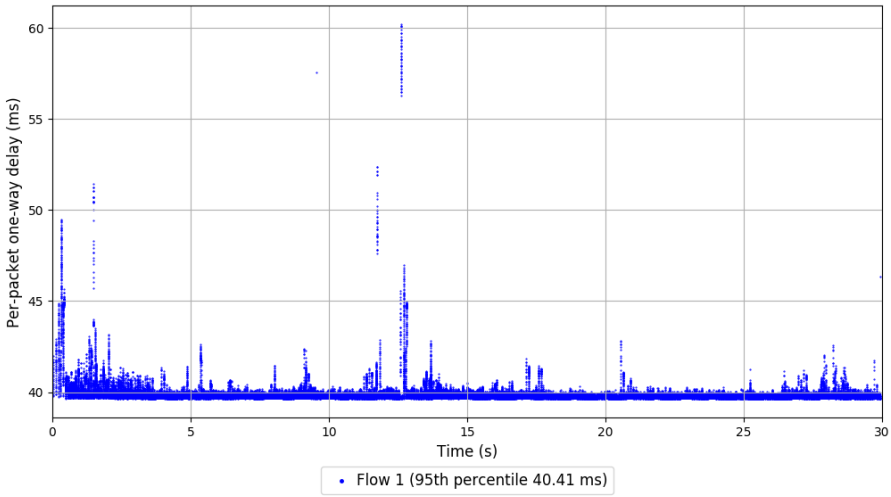

```
Run 1: Statistics of SCReAM

Start at: Sun, 16 Jul 2017 22:43:21 +0000
End at: Sun, 16 Jul 2017 22:43:51 +0000
Local clock offset: 1.016 ms
Remote clock offset: 1.327 ms

# Below is generated by plot.py at Mon, 17 Jul 2017 02:16:53 +0000
# Datalink statistics
-- Total of 1 flow:
Average throughput: 0.22 Mbit/s
95th percentile per-packet one-way delay: 37.857 ms
Loss rate: 0.25%
-- Flow 1:
Average throughput: 0.22 Mbit/s
95th percentile per-packet one-way delay: 37.857 ms
Loss rate: 0.25%
```

Run 1: Report of SCReAM — Data Link

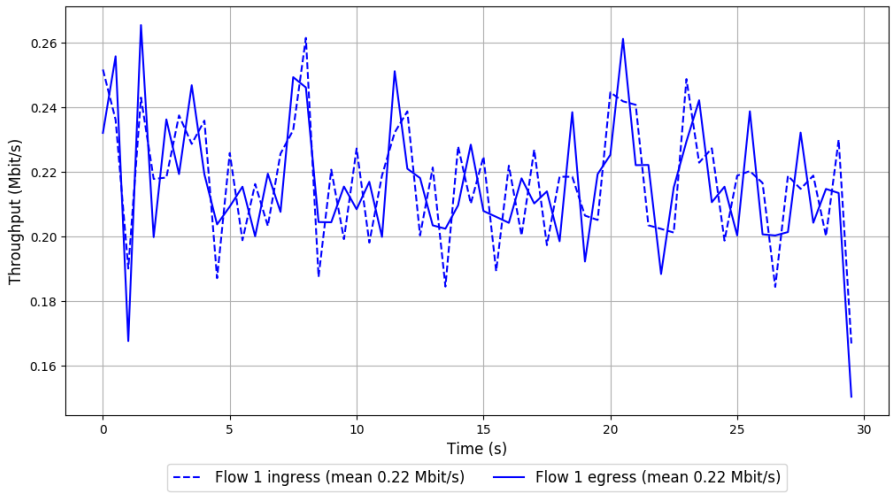

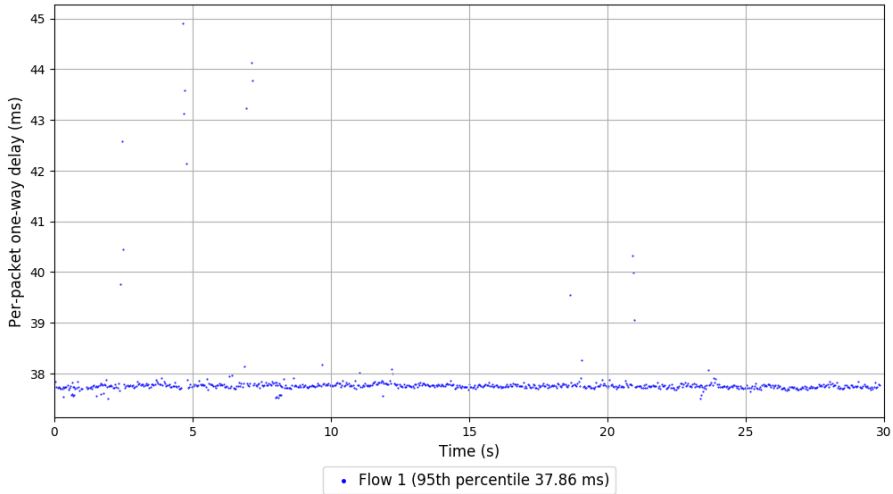

```
Run 2: Statistics of SCReAM

Start at: Sun, 16 Jul 2017 23:03:07 +0000
End at: Sun, 16 Jul 2017 23:03:37 +0000
Local clock offset: 1.123 ms
Remote clock offset: -1.288 ms

# Below is generated by plot.py at Mon, 17 Jul 2017 02:16:53 +0000
# Datalink statistics
-- Total of 1 flow:
Average throughput: 0.22 Mbit/s
95th percentile per-packet one-way delay: 39.774 ms
Loss rate: 0.25%
-- Flow 1:
Average throughput: 0.22 Mbit/s
95th percentile per-packet one-way delay: 39.774 ms
Loss rate: 0.25%
```

Run 2: Report of SCReAM — Data Link

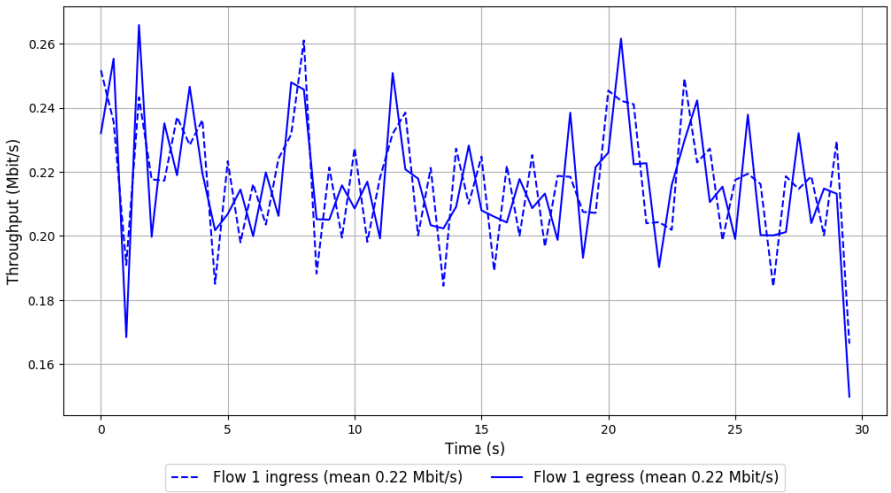

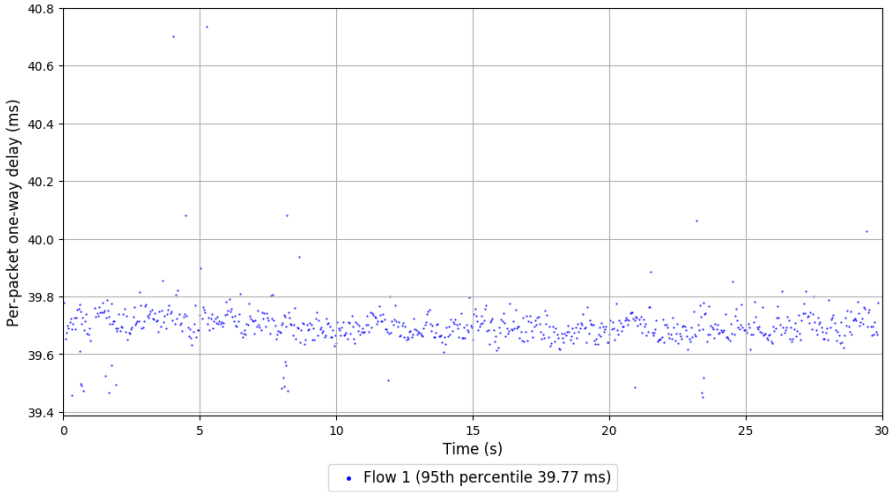

```
Run 3: Statistics of SCReAM

Start at: Sun, 16 Jul 2017 23:22:50 +0000
End at: Sun, 16 Jul 2017 23:23:20 +0000
Local clock offset: 1.249 ms
Remote clock offset: 0.346 ms

# Below is generated by plot.py at Mon, 17 Jul 2017 02:16:53 +0000
# Datalink statistics
-- Total of 1 flow:
Average throughput: 0.22 Mbit/s
95th percentile per-packet one-way delay: 37.242 ms
Loss rate: 0.25%
-- Flow 1:
Average throughput: 0.22 Mbit/s
95th percentile per-packet one-way delay: 37.242 ms
Loss rate: 0.25%
```

Run 3: Report of SCReAM — Data Link

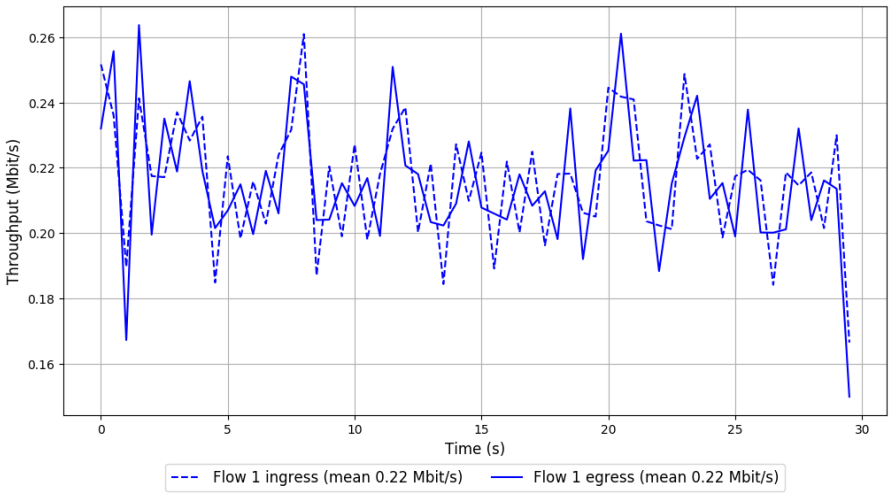

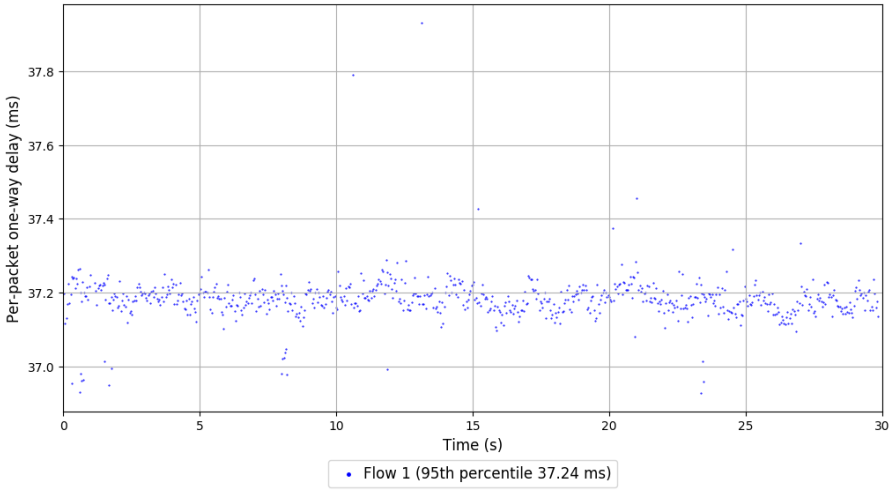

```
Run 4: Statistics of SCReAM

Start at: Sun, 16 Jul 2017 23:42:30 +0000
End at: Sun, 16 Jul 2017 23:43:00 +0000
Local clock offset: 1.277 ms
Remote clock offset: -0.025 ms

# Below is generated by plot.py at Mon, 17 Jul 2017 02:16:54 +0000
# Datalink statistics
-- Total of 1 flow:
Average throughput: 0.22 Mbit/s
95th percentile per-packet one-way delay: 37.702 ms
Loss rate: 0.25%
-- Flow 1:
Average throughput: 0.22 Mbit/s
95th percentile per-packet one-way delay: 37.702 ms
Loss rate: 0.25%
```

Run 4: Report of SCReAM — Data Link

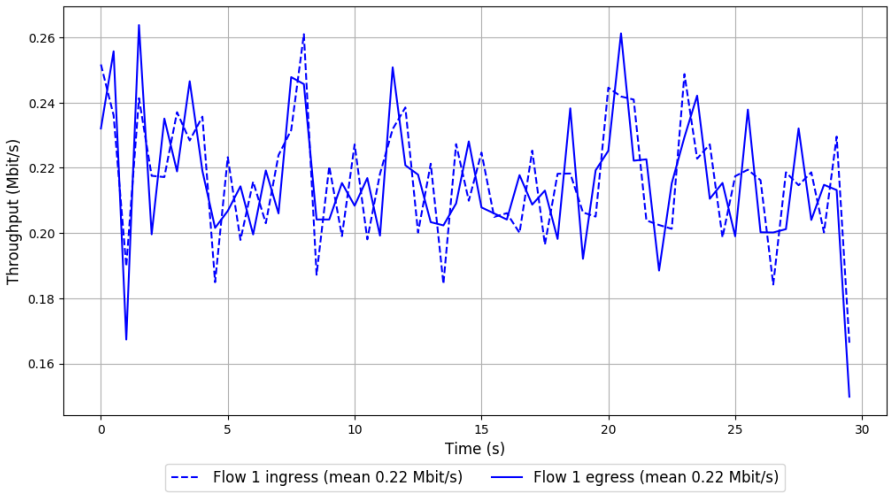

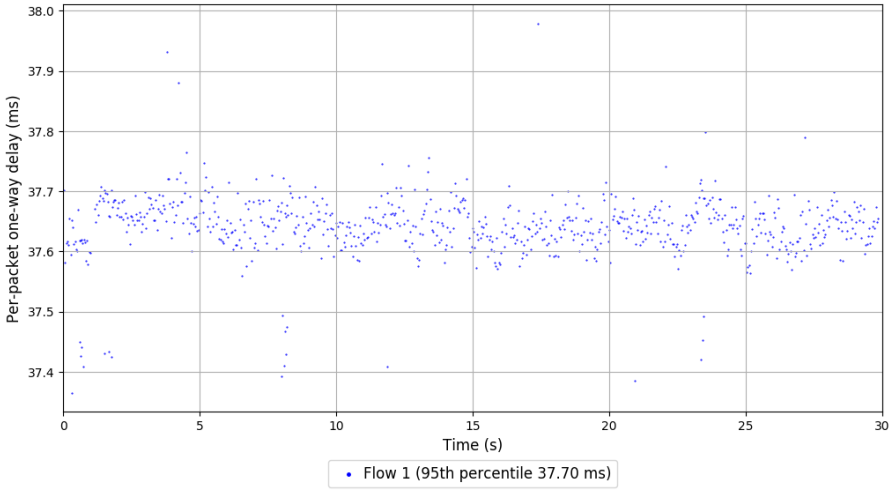

```
Run 5: Statistics of SCReAM

Start at: Mon, 17 Jul 2017 00:02:16 +0000
End at: Mon, 17 Jul 2017 00:02:46 +0000
Local clock offset: 1.142 ms
Remote clock offset: -0.558 ms

# Below is generated by plot.py at Mon, 17 Jul 2017 02:16:54 +0000
# Datalink statistics
-- Total of 1 flow:
Average throughput: 0.22 Mbit/s
95th percentile per-packet one-way delay: 37.749 ms
Loss rate: 0.38%
-- Flow 1:
Average throughput: 0.22 Mbit/s
95th percentile per-packet one-way delay: 37.749 ms
Loss rate: 0.38%
```

Run 5: Report of SCReAM — Data Link

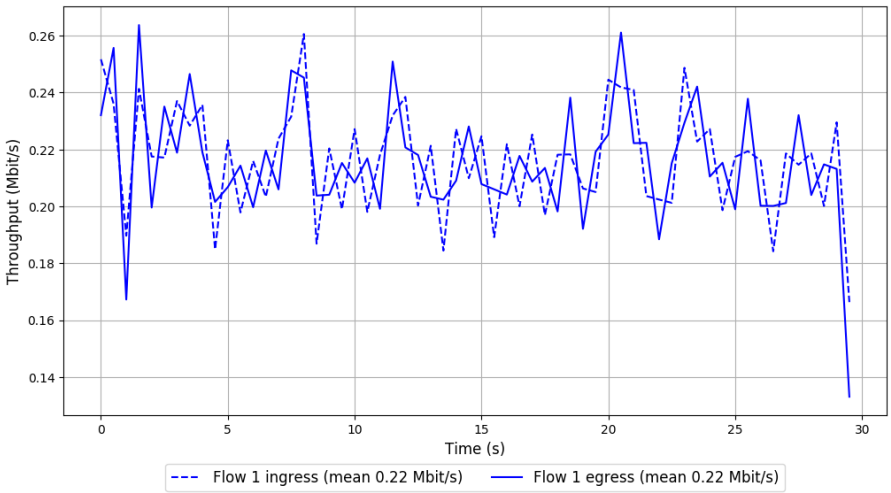

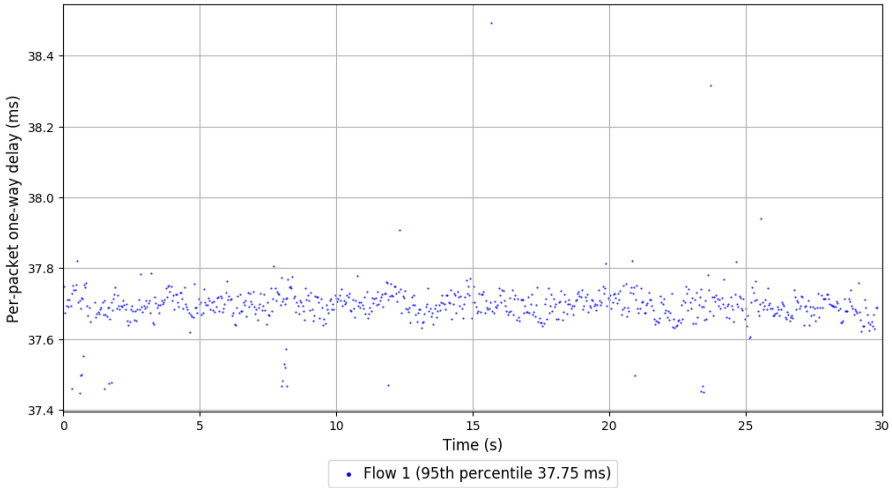

```
Run 6: Statistics of SCReAM

Start at: Mon, 17 Jul 2017 00:21:55 +0000
End at: Mon, 17 Jul 2017 00:22:25 +0000
Local clock offset: 0.892 ms
Remote clock offset: -0.352 ms

# Below is generated by plot.py at Mon, 17 Jul 2017 02:16:55 +0000
# Datalink statistics
-- Total of 1 flow:
Average throughput: 0.22 Mbit/s
95th percentile per-packet one-way delay: 37.241 ms
Loss rate: 0.25%
-- Flow 1:
Average throughput: 0.22 Mbit/s
95th percentile per-packet one-way delay: 37.241 ms
Loss rate: 0.25%
```

Run 6: Report of SCReAM — Data Link

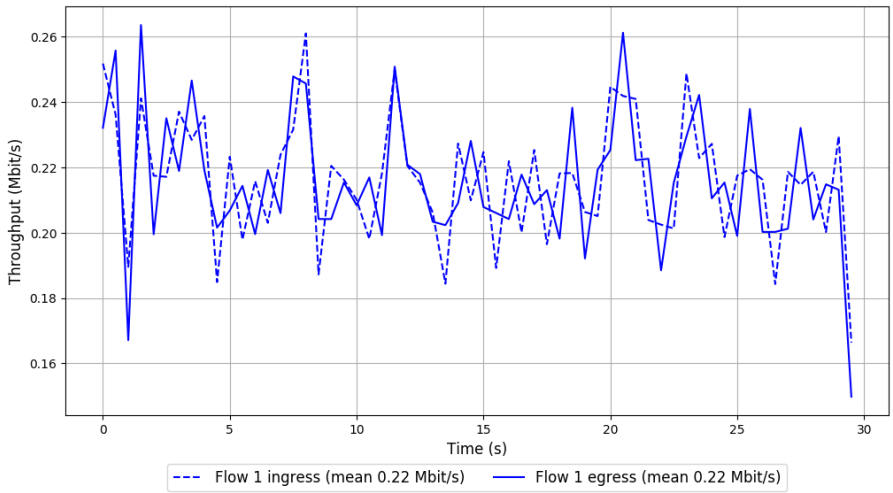

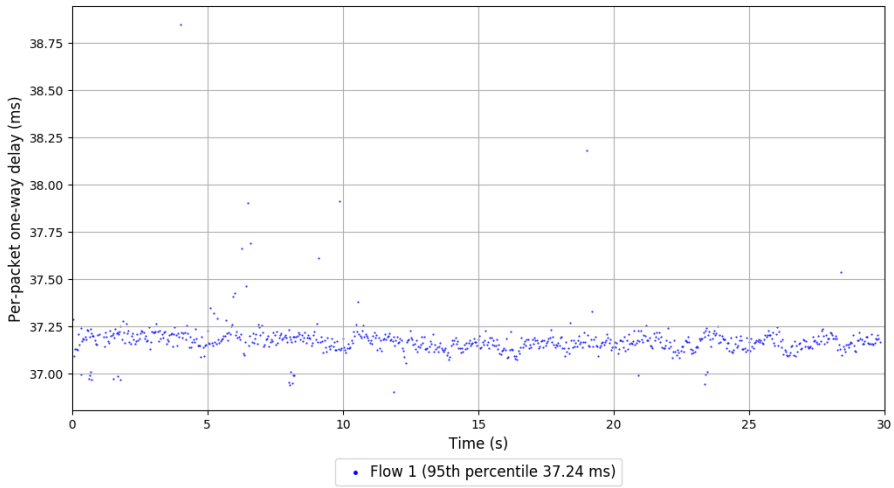

```
Run 7: Statistics of SCReAM

Start at: Mon, 17 Jul 2017 00:41:40 +0000
End at: Mon, 17 Jul 2017 00:42:10 +0000
Local clock offset: 0.662 ms
Remote clock offset: -1.175 ms

# Below is generated by plot.py at Mon, 17 Jul 2017 02:16:55 +0000
# Datalink statistics
-- Total of 1 flow:
Average throughput: 0.22 Mbit/s
95th percentile per-packet one-way delay: 37.636 ms
Loss rate: 0.25%
-- Flow 1:
Average throughput: 0.22 Mbit/s
95th percentile per-packet one-way delay: 37.636 ms
Loss rate: 0.25%
```

Run 7: Report of SCReAM — Data Link

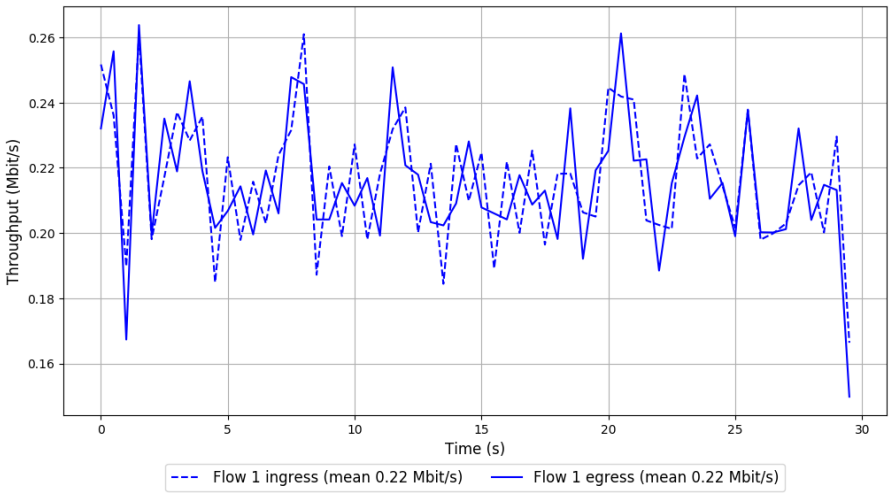

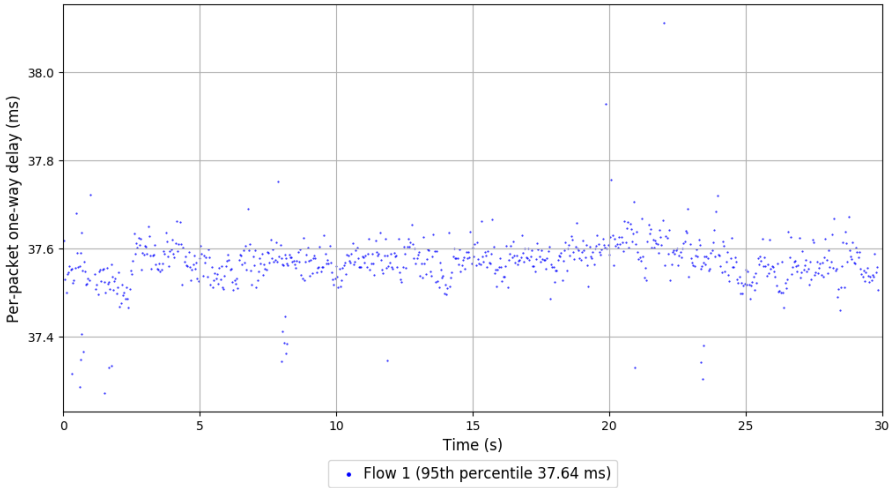

```
Run 8: Statistics of SCReAM

Start at: Mon, 17 Jul 2017 01:01:22 +0000
End at: Mon, 17 Jul 2017 01:01:52 +0000
Local clock offset: 0.531 ms
Remote clock offset: -3.689 ms

# Below is generated by plot.py at Mon, 17 Jul 2017 02:16:56 +0000
# Datalink statistics
-- Total of 1 flow:
Average throughput: 0.22 Mbit/s
95th percentile per-packet one-way delay: 39.970 ms
Loss rate: 0.26%
-- Flow 1:
Average throughput: 0.22 Mbit/s
95th percentile per-packet one-way delay: 39.970 ms
Loss rate: 0.26%
```

Run 8: Report of SCReAM — Data Link

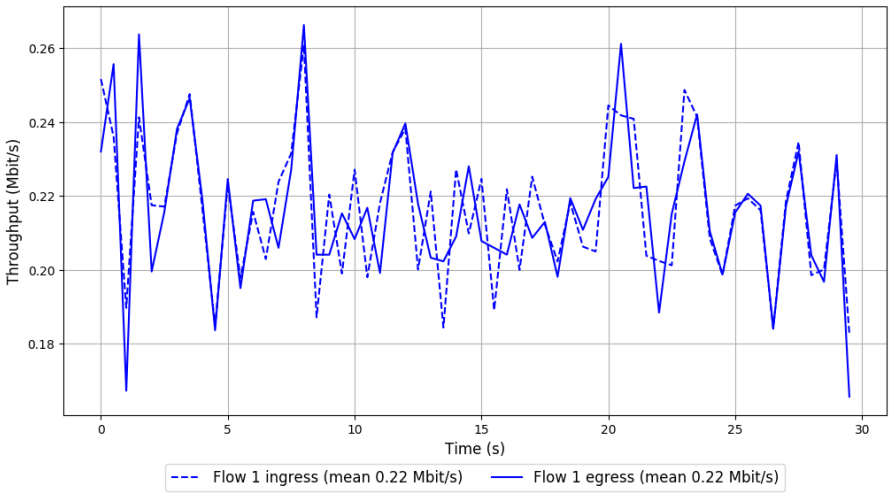

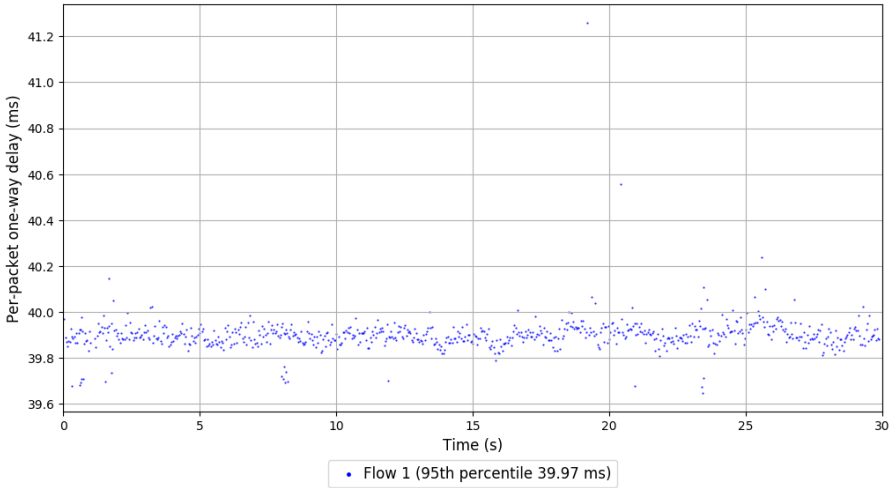

```
Run 9: Statistics of SCReAM

Start at: Mon, 17 Jul 2017 01:21:13 +0000
End at: Mon, 17 Jul 2017 01:21:43 +0000
Local clock offset: 0.251 ms
Remote clock offset: -1.279 ms

# Below is generated by plot.py at Mon, 17 Jul 2017 02:16:56 +0000
# Datalink statistics
-- Total of 1 flow:
Average throughput: 0.22 Mbit/s
95th percentile per-packet one-way delay: 37.196 ms
Loss rate: 0.25%
-- Flow 1:
Average throughput: 0.22 Mbit/s
95th percentile per-packet one-way delay: 37.196 ms
Loss rate: 0.25%
```

Run 9: Report of SCReAM — Data Link

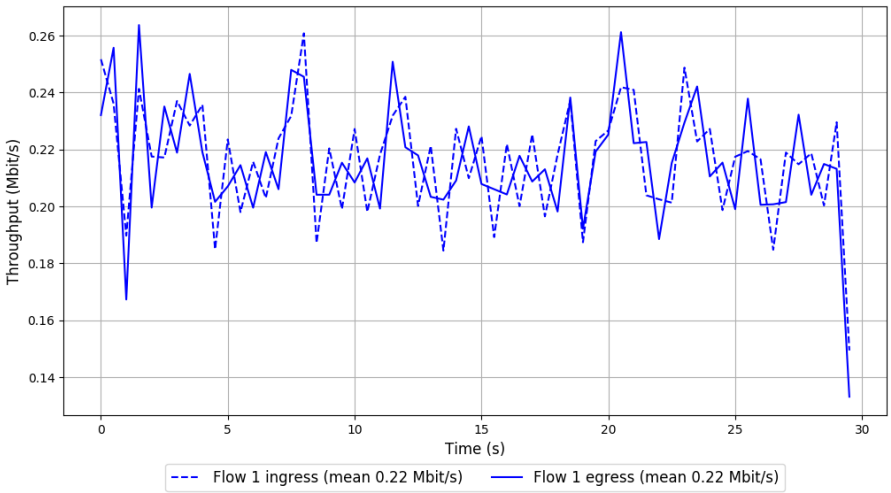

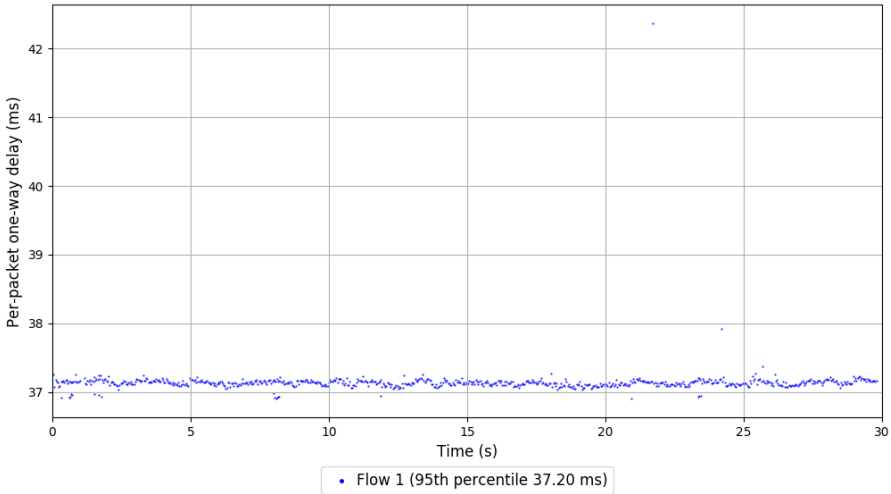

```
Run 10: Statistics of SCReAM

Start at: Mon, 17 Jul 2017 01:40:58 +0000
End at: Mon, 17 Jul 2017 01:41:28 +0000
Local clock offset: 0.242 ms
Remote clock offset: -4.068 ms

# Below is generated by plot.py at Mon, 17 Jul 2017 02:16:57 +0000
# Datalink statistics
-- Total of 1 flow:
Average throughput: 0.22 Mbit/s
95th percentile per-packet one-way delay: 39.870 ms
Loss rate: 0.25%
-- Flow 1:
Average throughput: 0.22 Mbit/s
95th percentile per-packet one-way delay: 39.870 ms
Loss rate: 0.25%
```

Run 10: Report of SCReAM — Data Link

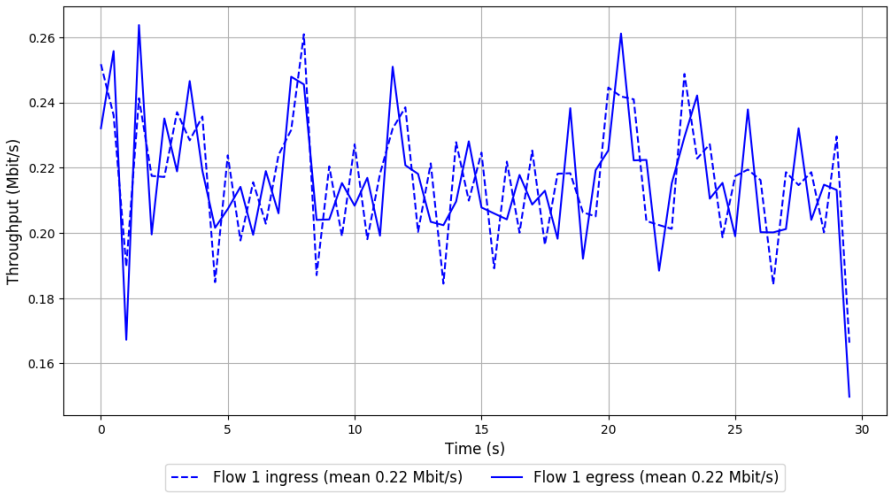

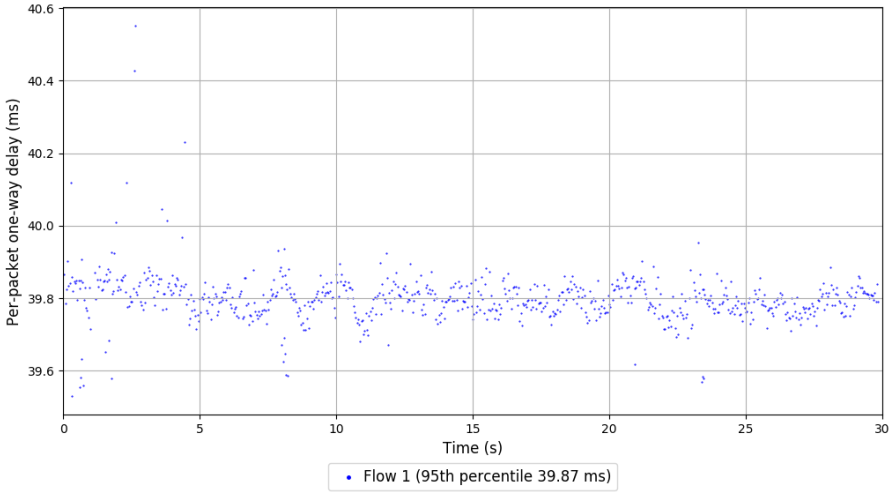

```
Run 1: Statistics of Sprout

Start at: Sun, 16 Jul 2017 22:26:11 +0000
End at: Sun, 16 Jul 2017 22:26:41 +0000
Local clock offset: 0.896 ms
Remote clock offset: 1.654 ms

# Below is generated by plot.py at Mon, 17 Jul 2017 02:16:59 +0000
# Datalink statistics
-- Total of 1 flow:
Average throughput: 9.12 Mbit/s
95th percentile per-packet one-way delay: 43.354 ms
Loss rate: 0.12%
-- Flow 1:
Average throughput: 9.12 Mbit/s
95th percentile per-packet one-way delay: 43.354 ms
Loss rate: 0.12%
```

Run 1: Report of Sprout — Data Link

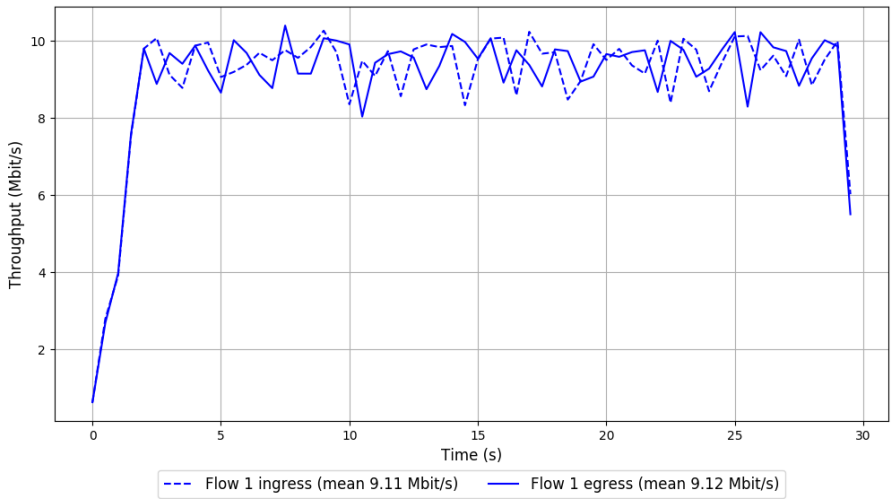

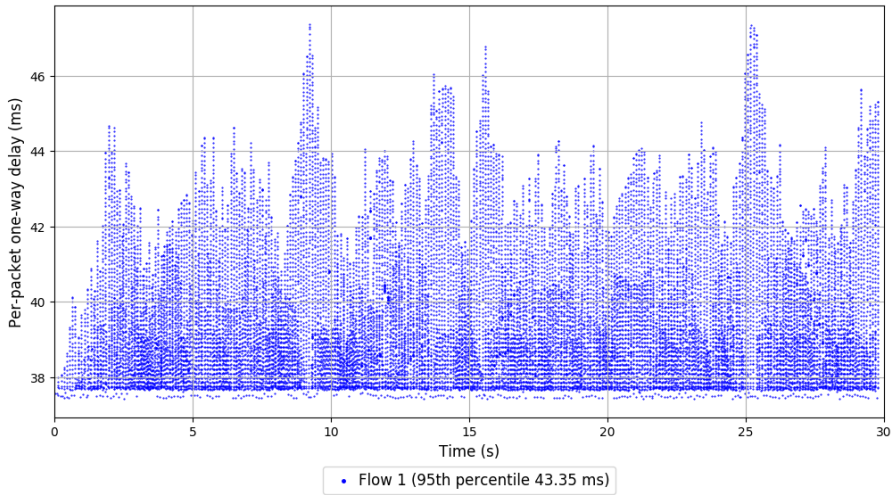

```
Run 2: Statistics of Sprout

Start at: Sun, 16 Jul 2017 22:45:54 +0000
End at: Sun, 16 Jul 2017 22:46:24 +0000
Local clock offset: 0.999 ms
Remote clock offset: 1.255 ms

# Below is generated by plot.py at Mon, 17 Jul 2017 02:16:59 +0000
# Datalink statistics
-- Total of 1 flow:
Average throughput: 9.37 Mbit/s
95th percentile per-packet one-way delay: 43.988 ms
Loss rate: 0.34%
-- Flow 1:
Average throughput: 9.37 Mbit/s
95th percentile per-packet one-way delay: 43.988 ms
Loss rate: 0.34%
```

Run 2: Report of Sprout — Data Link

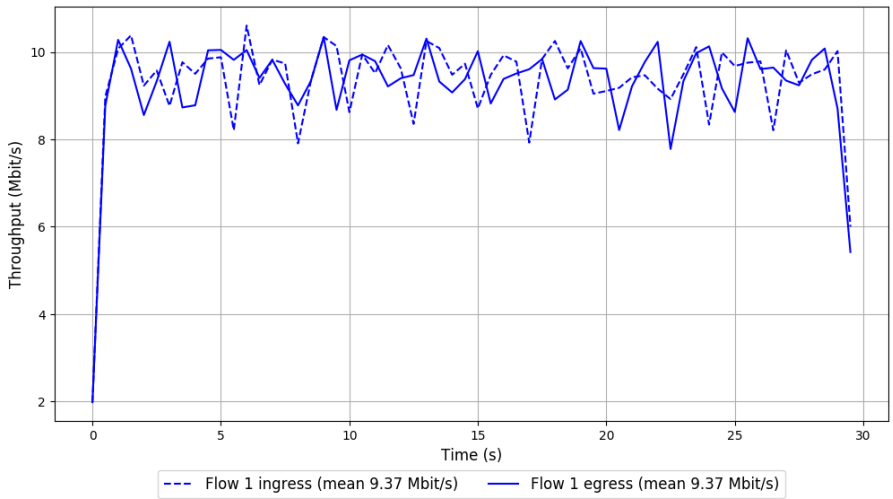

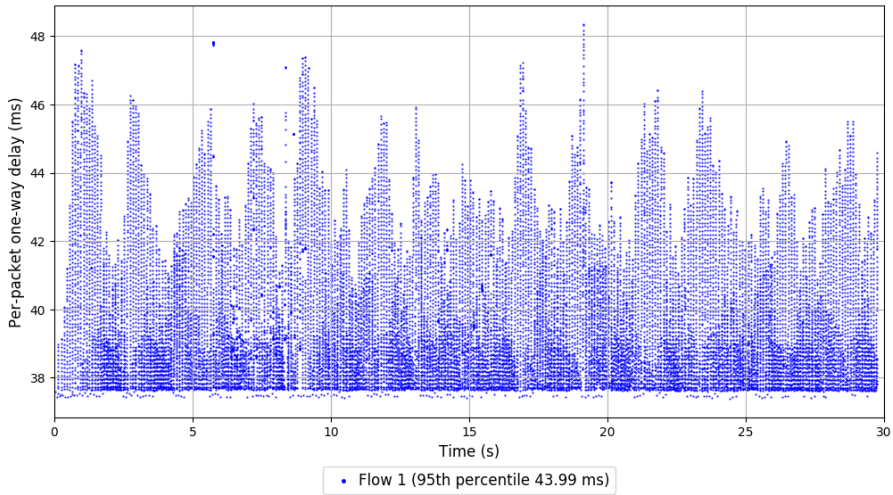

```
Run 3: Statistics of Sprout

Start at: Sun, 16 Jul 2017 23:05:42 +0000
End at: Sun, 16 Jul 2017 23:06:12 +0000
Local clock offset: 1.142 ms
Remote clock offset: -1.434 ms

# Below is generated by plot.py at Mon, 17 Jul 2017 02:17:01 +0000
# Datalink statistics
-- Total of 1 flow:
Average throughput: 9.38 Mbit/s
95th percentile per-packet one-way delay: 45.928 ms
Loss rate: 0.41%
-- Flow 1:
Average throughput: 9.38 Mbit/s
95th percentile per-packet one-way delay: 45.928 ms
Loss rate: 0.41%
```

Run 3: Report of Sprout — Data Link

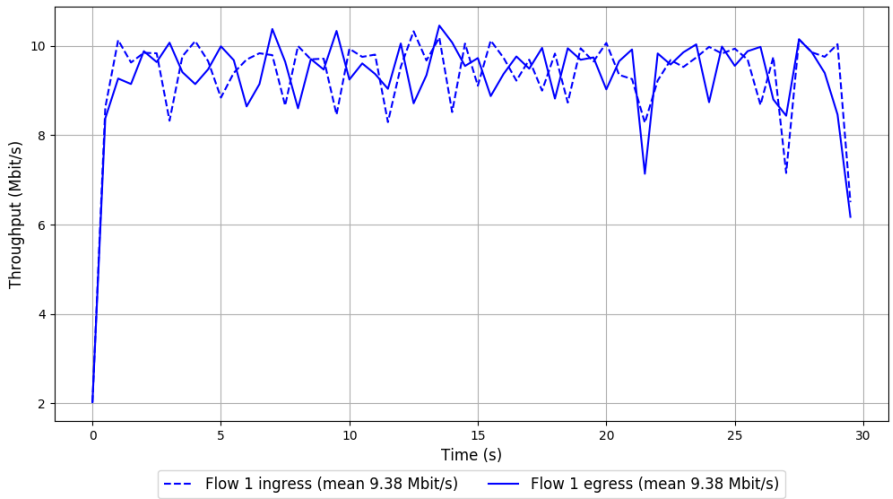

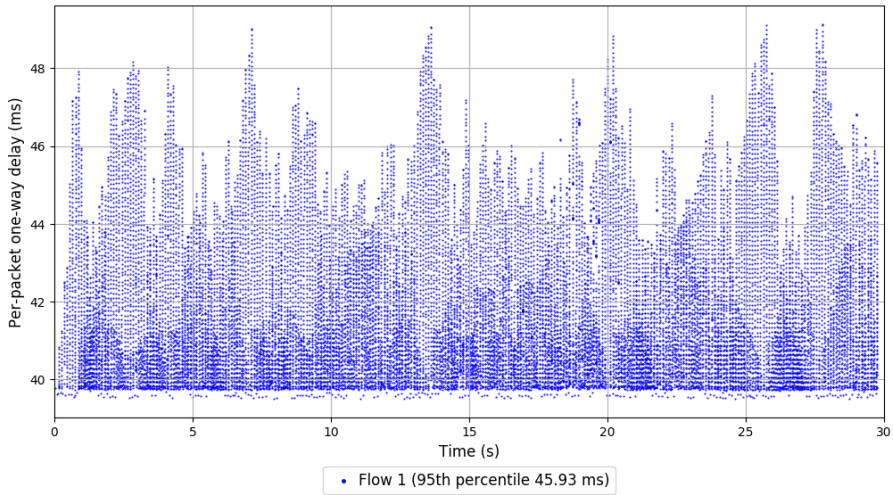

```
Run 4: Statistics of Sprout

Start at: Sun, 16 Jul 2017 23:25:24 +0000
End at: Sun, 16 Jul 2017 23:25:54 +0000
Local clock offset: 1.149 ms
Remote clock offset: 0.172 ms

# Below is generated by plot.py at Mon, 17 Jul 2017 02:17:02 +0000
# Datalink statistics
-- Total of 1 flow:
Average throughput: 9.34 Mbit/s
95th percentile per-packet one-way delay: 43.485 ms
Loss rate: 0.30%
-- Flow 1:
Average throughput: 9.34 Mbit/s
95th percentile per-packet one-way delay: 43.485 ms
Loss rate: 0.30%
```

Run 4: Report of Sprout — Data Link

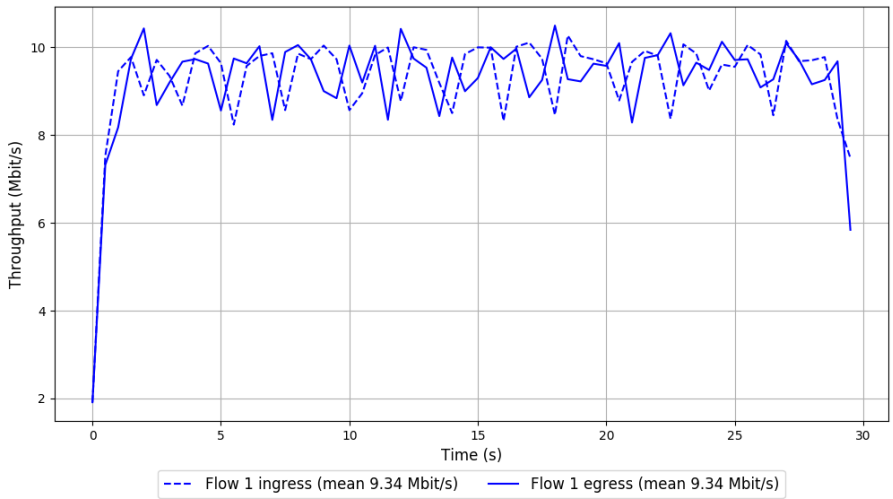

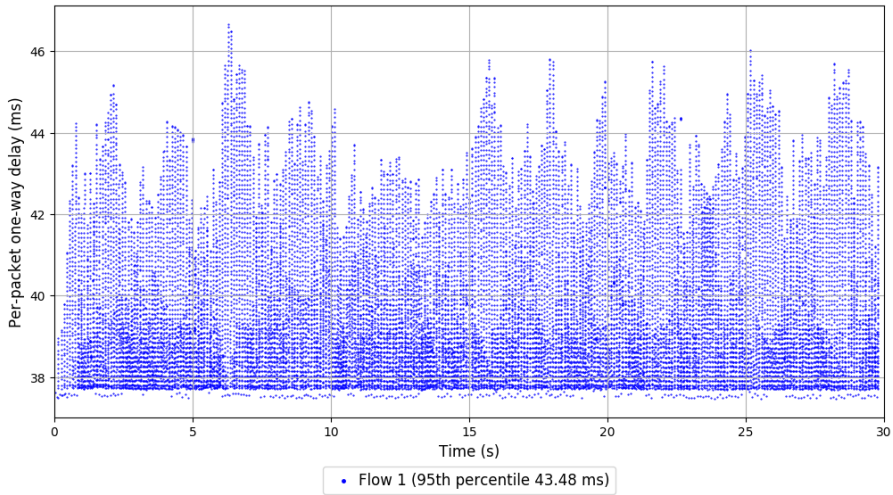

```
Run 5: Statistics of Sprout

Start at: Sun, 16 Jul 2017 23:45:05 +0000
End at: Sun, 16 Jul 2017 23:45:35 +0000
Local clock offset: 1.36 ms
Remote clock offset: 0.478 ms

# Below is generated by plot.py at Mon, 17 Jul 2017 02:17:04 +0000
# Datalink statistics
-- Total of 1 flow:
Average throughput: 9.36 Mbit/s
95th percentile per-packet one-way delay: 43.286 ms
Loss rate: 0.12%
-- Flow 1:
Average throughput: 9.36 Mbit/s
95th percentile per-packet one-way delay: 43.286 ms
Loss rate: 0.12%
```

Run 5: Report of Sprout — Data Link

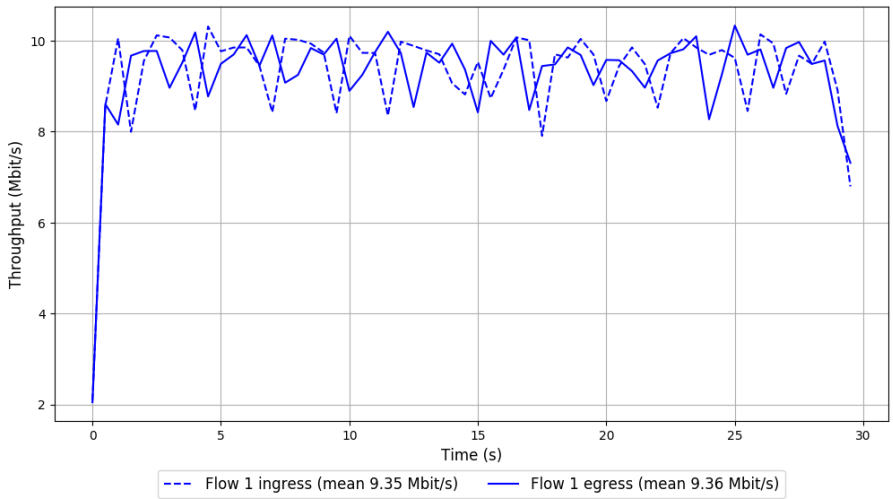

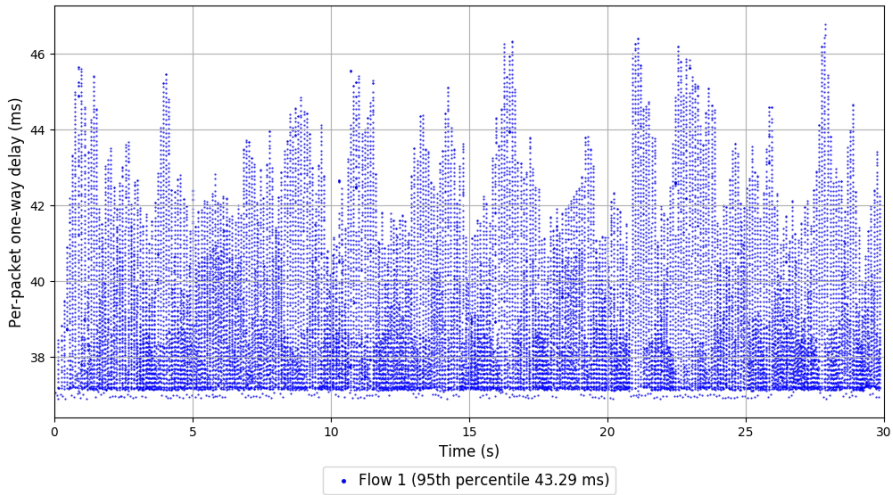

```
Run 6: Statistics of Sprout

Start at: Mon, 17 Jul 2017 00:04:51 +0000
End at: Mon, 17 Jul 2017 00:05:21 +0000
Local clock offset: 1.14 ms
Remote clock offset: -0.454 ms

# Below is generated by plot.py at Mon, 17 Jul 2017 02:17:04 +0000
# Datalink statistics
-- Total of 1 flow:
Average throughput: 9.41 Mbit/s
95th percentile per-packet one-way delay: 43.995 ms
Loss rate: 0.35%
-- Flow 1:
Average throughput: 9.41 Mbit/s
95th percentile per-packet one-way delay: 43.995 ms
Loss rate: 0.35%
```

Run 6: Report of Sprout — Data Link

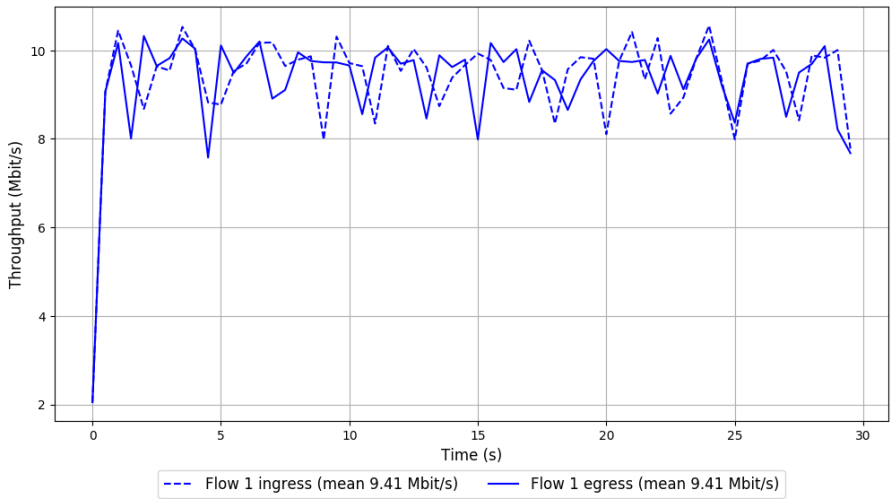

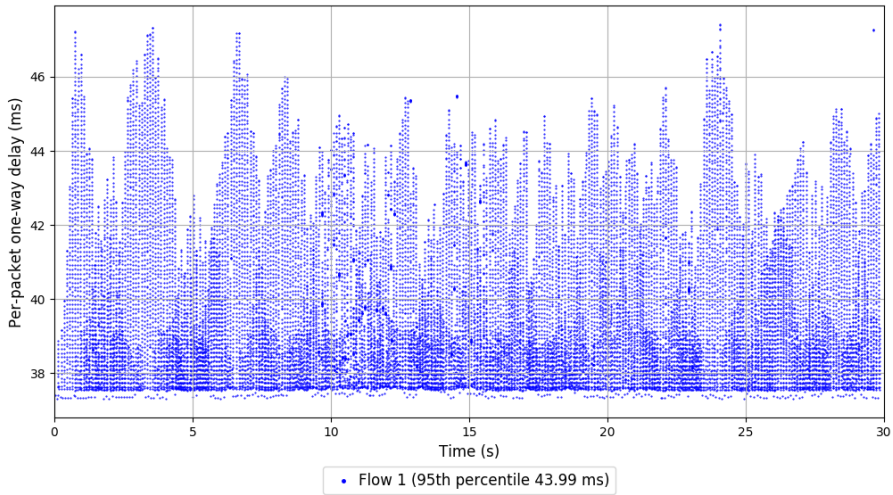

```
Run 7: Statistics of Sprout

Start at: Mon, 17 Jul 2017 00:24:31 +0000
End at: Mon, 17 Jul 2017 00:25:01 +0000
Local clock offset: 0.813 ms
Remote clock offset: -2.927 ms

# Below is generated by plot.py at Mon, 17 Jul 2017 02:17:06 +0000
# Datalink statistics
-- Total of 1 flow:
Average throughput: 9.25 Mbit/s
95th percentile per-packet one-way delay: 45.254 ms
Loss rate: 0.33%
-- Flow 1:
Average throughput: 9.25 Mbit/s
95th percentile per-packet one-way delay: 45.254 ms
Loss rate: 0.33%
```

Run 7: Report of Sprout — Data Link

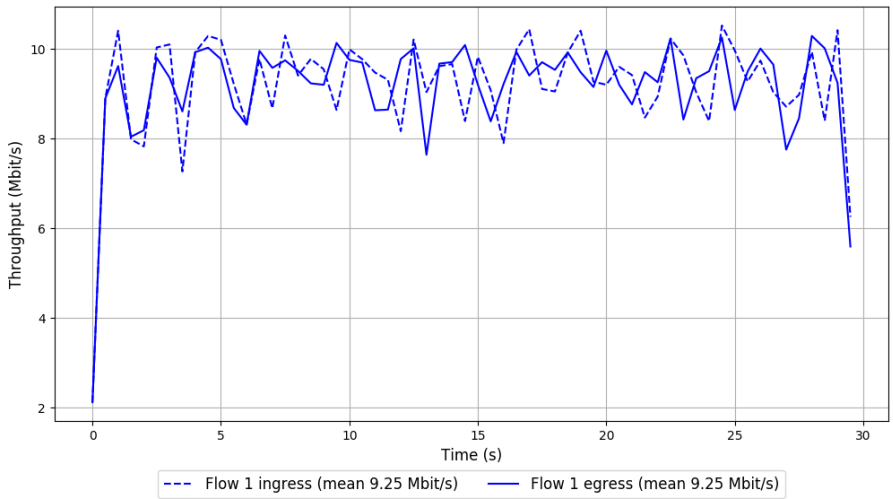

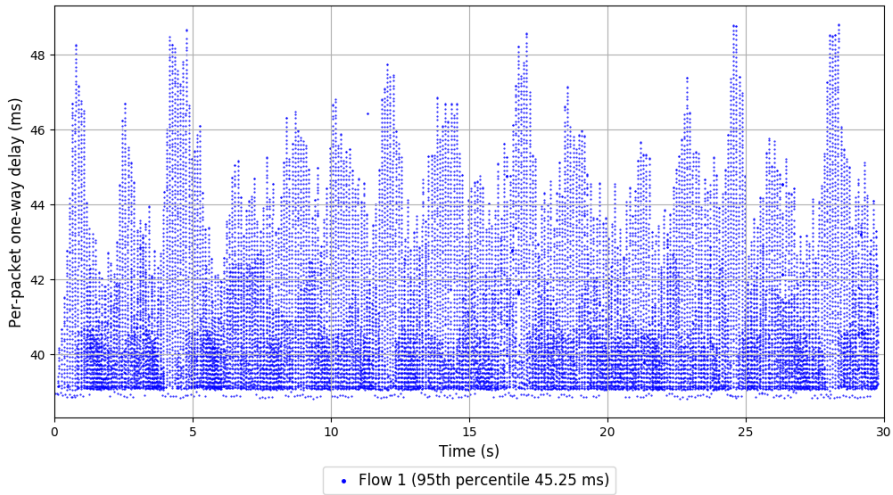

```
Run 8: Statistics of Sprout

Start at: Mon, 17 Jul 2017 00:44:16 +0000
End at: Mon, 17 Jul 2017 00:44:46 +0000
Local clock offset: 0.713 ms
Remote clock offset: -1.335 ms

# Below is generated by plot.py at Mon, 17 Jul 2017 02:17:06 +0000
# Datalink statistics
-- Total of 1 flow:
Average throughput: 9.29 Mbit/s
95th percentile per-packet one-way delay: 43.929 ms
Loss rate: 0.12%
-- Flow 1:
Average throughput: 9.29 Mbit/s
95th percentile per-packet one-way delay: 43.929 ms
Loss rate: 0.12%
```

Run 8: Report of Sprout — Data Link

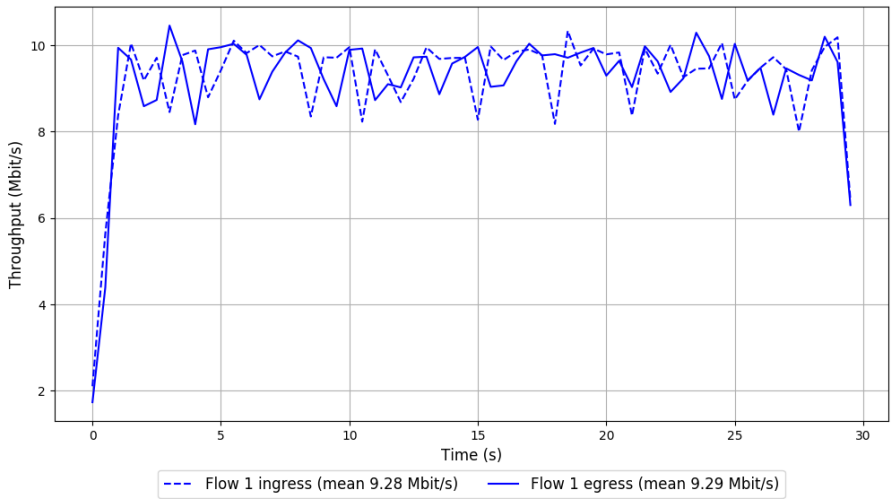

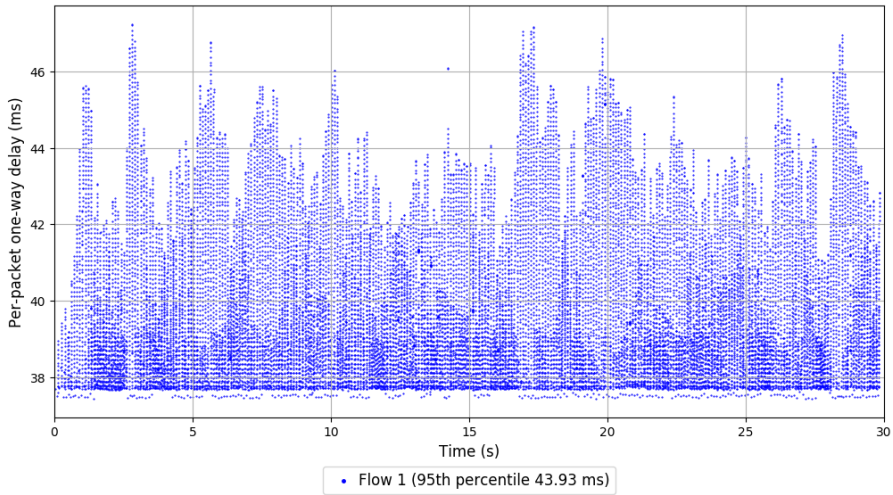

```
Run 9: Statistics of Sprout

Start at: Mon, 17 Jul 2017 01:03:58 +0000
End at: Mon, 17 Jul 2017 01:04:28 +0000
Local clock offset: 0.485 ms
Remote clock offset: -1.505 ms

# Below is generated by plot.py at Mon, 17 Jul 2017 02:17:08 +0000
# Datalink statistics
-- Total of 1 flow:
Average throughput: 9.37 Mbit/s
95th percentile per-packet one-way delay: 43.960 ms
Loss rate: 0.34%
-- Flow 1:
Average throughput: 9.37 Mbit/s
95th percentile per-packet one-way delay: 43.960 ms
Loss rate: 0.34%
```

Run 9: Report of Sprout — Data Link

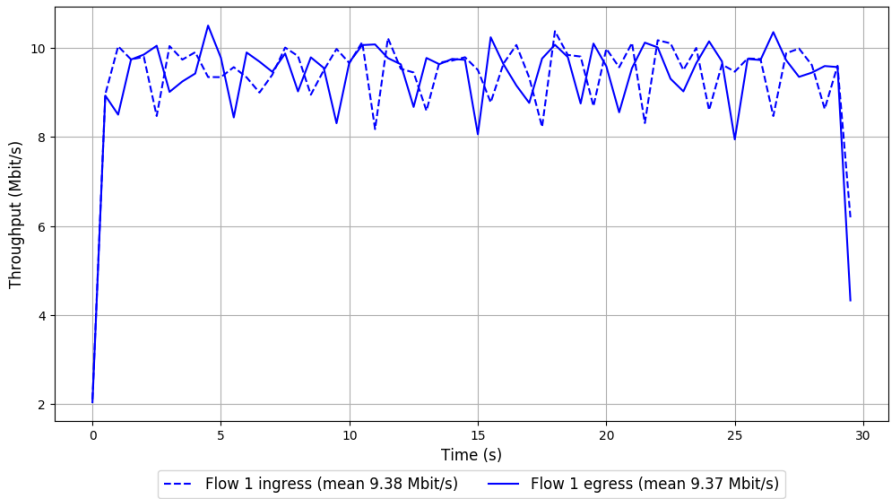

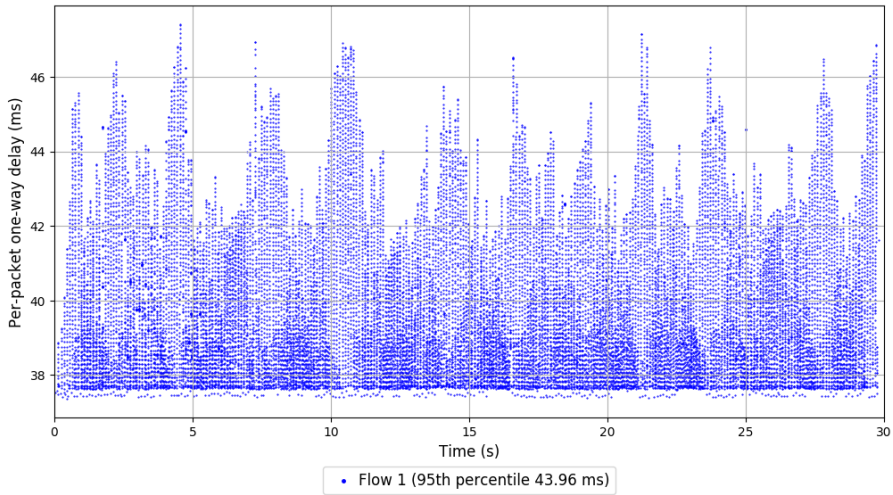

```
Run 10: Statistics of Sprout

Start at: Mon, 17 Jul 2017 01:23:49 +0000
End at: Mon, 17 Jul 2017 01:24:19 +0000
Local clock offset: 0.33 ms
Remote clock offset: -1.768 ms

# Below is generated by plot.py at Mon, 17 Jul 2017 02:17:09 +0000
# Datalink statistics
-- Total of 1 flow:
Average throughput: 9.25 Mbit/s
95th percentile per-packet one-way delay: 43.388 ms
Loss rate: 0.30%
-- Flow 1:
Average throughput: 9.25 Mbit/s
95th percentile per-packet one-way delay: 43.388 ms
Loss rate: 0.30%
```

Run 10: Report of Sprout — Data Link

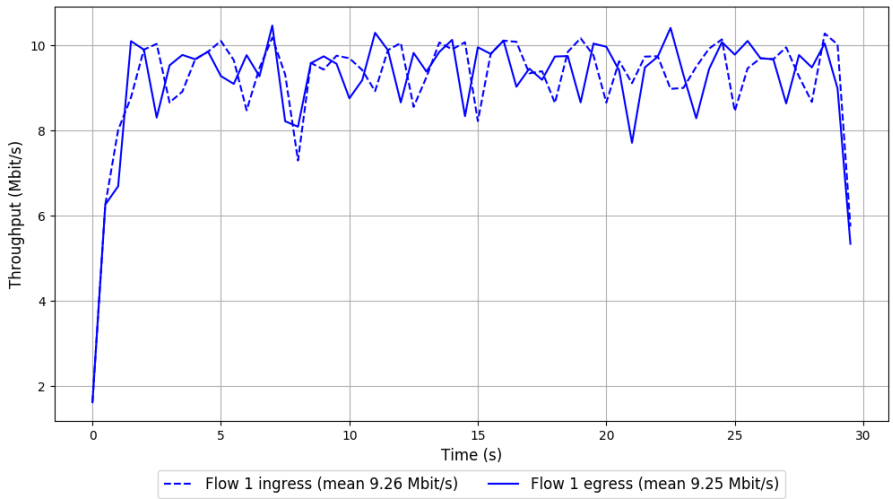

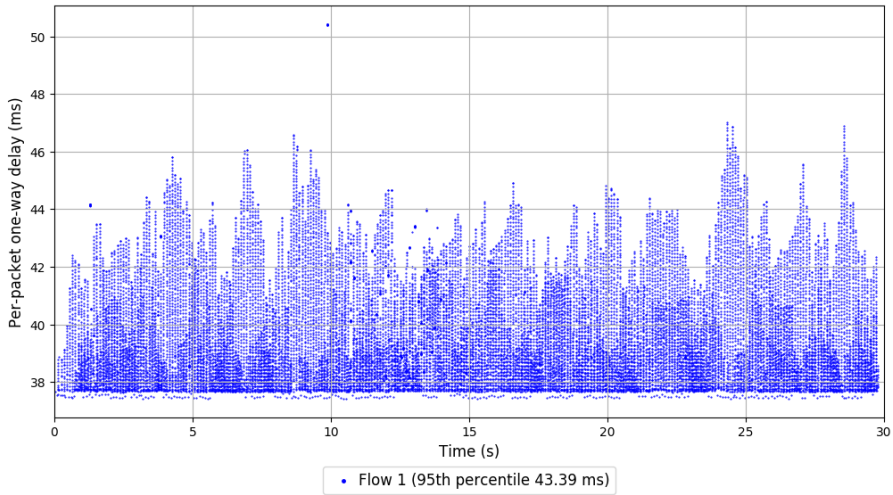

```
Run 1: Statistics of TaoVA-100x

Start at: Sun, 16 Jul 2017 22:34:03 +0000
End at: Sun, 16 Jul 2017 22:34:33 +0000
Local clock offset: 0.942 ms
Remote clock offset: 1.63 ms

# Below is generated by plot.py at Mon, 17 Jul 2017 02:17:26 +0000
# Datalink statistics
-- Total of 1 flow:
Average throughput: 70.14 Mbit/s
95th percentile per-packet one-way delay: 48.877 ms
Loss rate: 0.79%
-- Flow 1:
Average throughput: 70.14 Mbit/s
95th percentile per-packet one-way delay: 48.877 ms
Loss rate: 0.79%
```

Run 1: Report of TaoVA-100x — Data Link

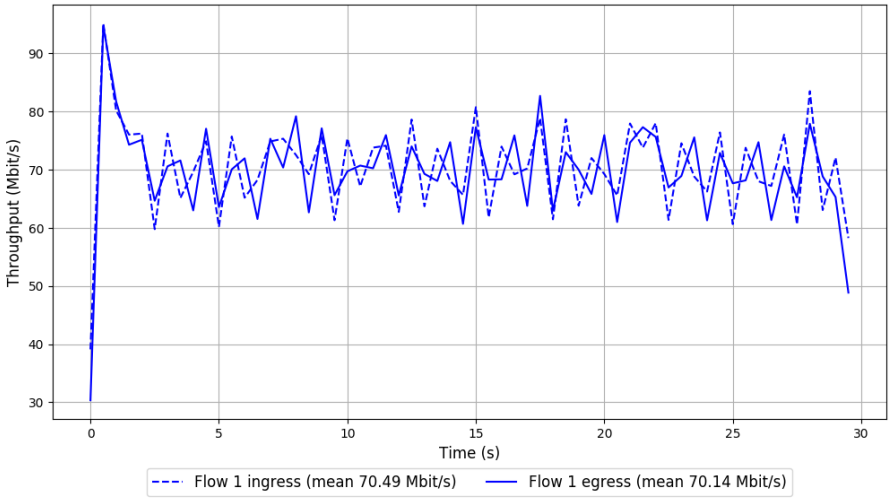

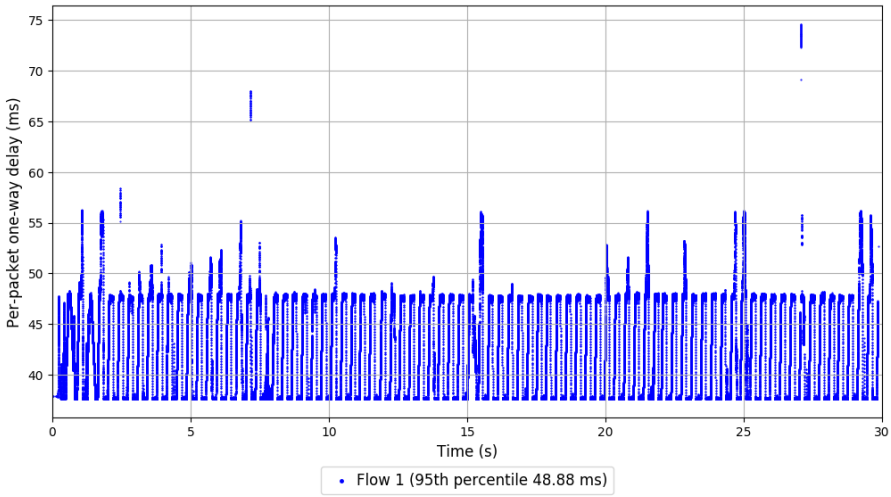

```
Run 2: Statistics of TaoVA-100x

Start at: Sun, 16 Jul 2017 22:53:52 +0000
End at: Sun, 16 Jul 2017 22:54:22 +0000
Local clock offset: 1.177 ms
Remote clock offset: 1.032 ms

# Below is generated by plot.py at Mon, 17 Jul 2017 02:17:26 +0000
# Datalink statistics
-- Total of 1 flow:
Average throughput: 72.44 Mbit/s
95th percentile per-packet one-way delay: 47.957 ms
Loss rate: 0.99%
-- Flow 1:
Average throughput: 72.44 Mbit/s
95th percentile per-packet one-way delay: 47.957 ms
Loss rate: 0.99%
```

Run 2: Report of TaoVA-100x — Data Link

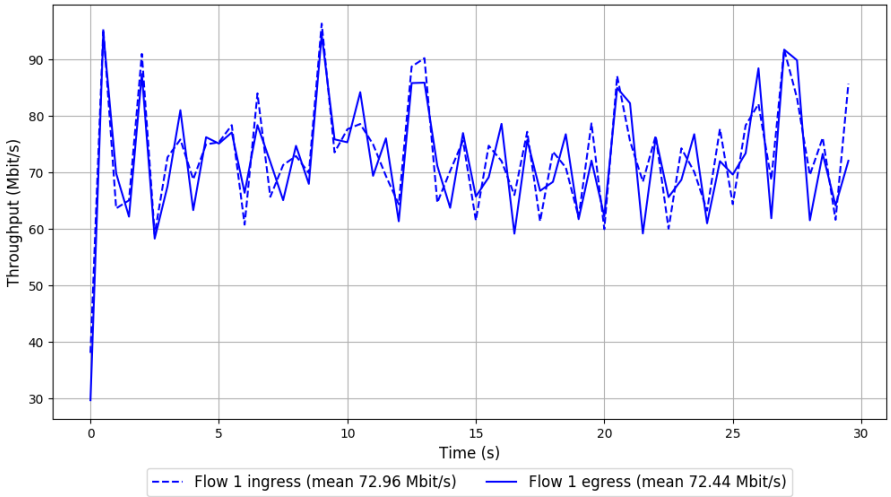

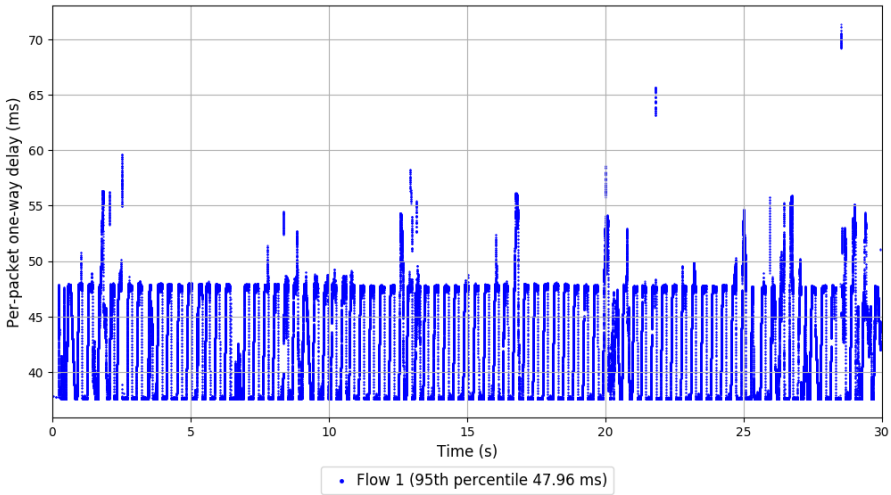

```
Run 3: Statistics of TaoVA-100x

Start at: Sun, 16 Jul 2017 23:13:33 +0000
End at: Sun, 16 Jul 2017 23:14:03 +0000
Local clock offset: 1.124 ms
Remote clock offset: -1.635 ms

# Below is generated by plot.py at Mon, 17 Jul 2017 02:17:43 +0000
# Datalink statistics
-- Total of 1 flow:
Average throughput: 70.42 Mbit/s
95th percentile per-packet one-way delay: 49.826 ms
Loss rate: 0.69%
-- Flow 1:
Average throughput: 70.42 Mbit/s
95th percentile per-packet one-way delay: 49.826 ms
Loss rate: 0.69%
```

Run 3: Report of TaoVA-100x — Data Link

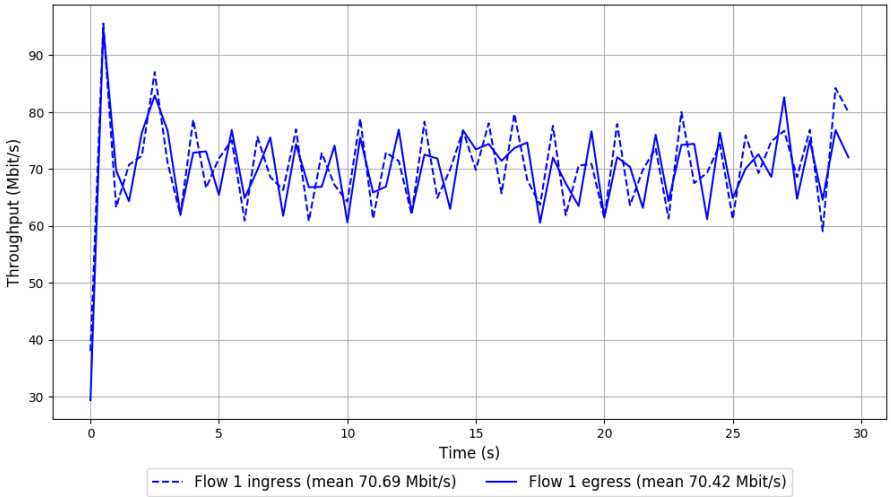

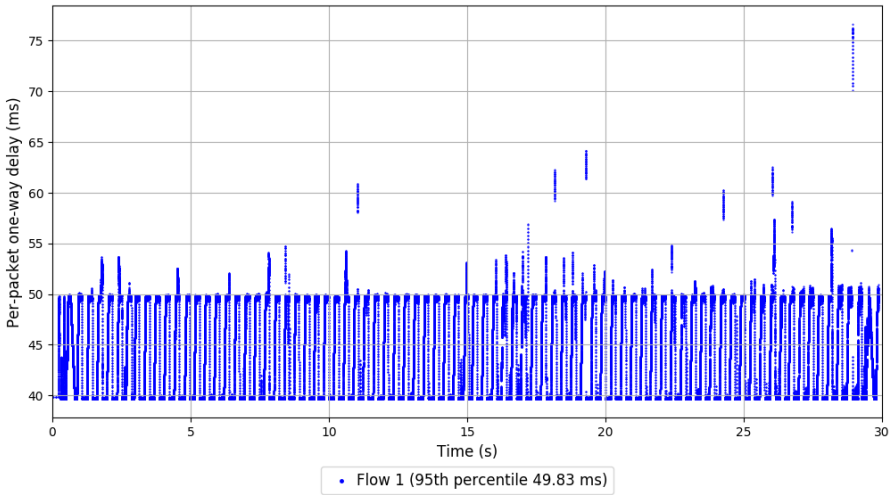

```
Run 4: Statistics of TaoVA-100x

Start at: Sun, 16 Jul 2017 23:33:14 +0000
End at: Sun, 16 Jul 2017 23:33:45 +0000
Local clock offset: 1.227 ms
Remote clock offset: -2.036 ms

# Below is generated by plot.py at Mon, 17 Jul 2017 02:17:43 +0000
# Datalink statistics
-- Total of 1 flow:
Average throughput: 71.17 Mbit/s
95th percentile per-packet one-way delay: 49.903 ms
Loss rate: 0.50%
-- Flow 1:
Average throughput: 71.17 Mbit/s
95th percentile per-packet one-way delay: 49.903 ms
Loss rate: 0.50%
```

Run 4: Report of TaoVA-100x — Data Link

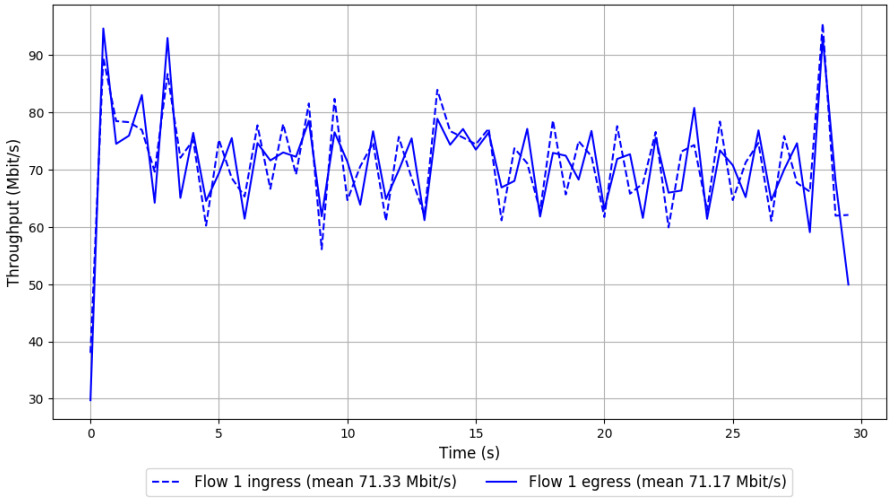

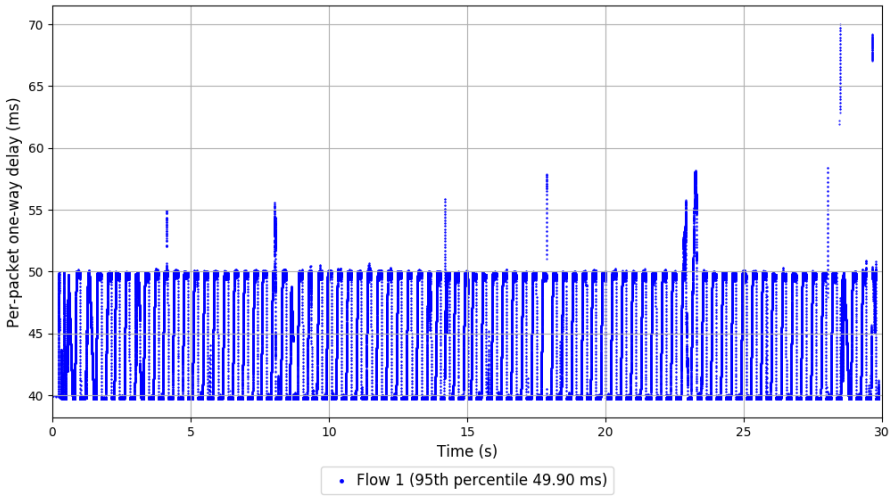

```
Run 5: Statistics of TaoVA-100x

Start at: Sun, 16 Jul 2017 23:52:54 +0000
End at: Sun, 16 Jul 2017 23:53:24 +0000
Local clock offset: 1.227 ms
Remote clock offset: -2.393 ms

# Below is generated by plot.py at Mon, 17 Jul 2017 02:17:59 +0000
# Datalink statistics
-- Total of 1 flow:
Average throughput: 70.95 Mbit/s
95th percentile per-packet one-way delay: 49.329 ms
Loss rate: 0.75%
-- Flow 1:
Average throughput: 70.95 Mbit/s
95th percentile per-packet one-way delay: 49.329 ms
Loss rate: 0.75%
```

Run 5: Report of TaoVA-100x — Data Link

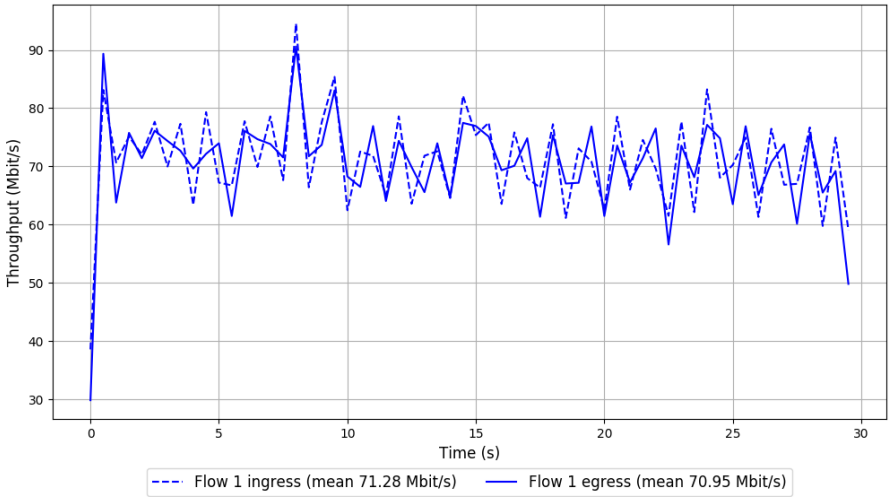

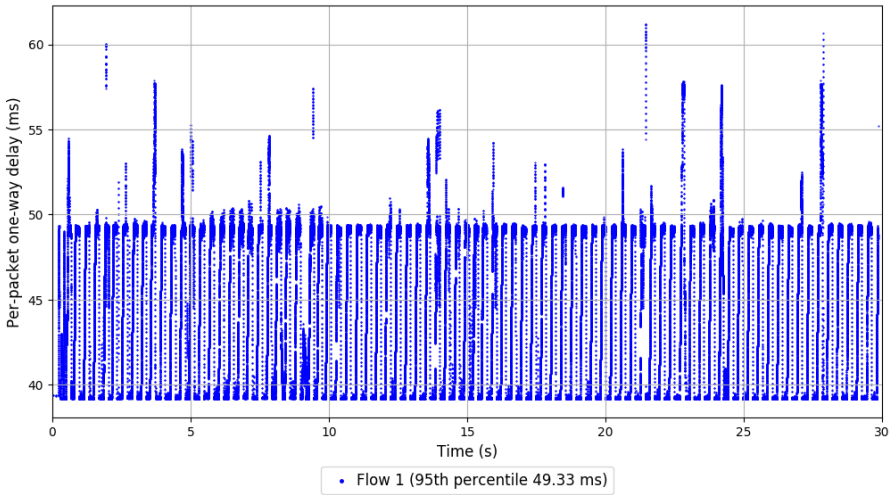

```
Run 6: Statistics of TaoVA-100x

Start at: Mon, 17 Jul 2017 00:12:42 +0000
End at: Mon, 17 Jul 2017 00:13:12 +0000
Local clock offset: 1.008 ms
Remote clock offset: -2.816 ms

# Below is generated by plot.py at Mon, 17 Jul 2017 02:18:01 +0000
# Datalink statistics
-- Total of 1 flow:
Average throughput: 71.63 Mbit/s
95th percentile per-packet one-way delay: 49.833 ms
Loss rate: 0.74%
-- Flow 1:
Average throughput: 71.63 Mbit/s
95th percentile per-packet one-way delay: 49.833 ms
Loss rate: 0.74%
```

Run 6: Report of TaoVA-100x — Data Link

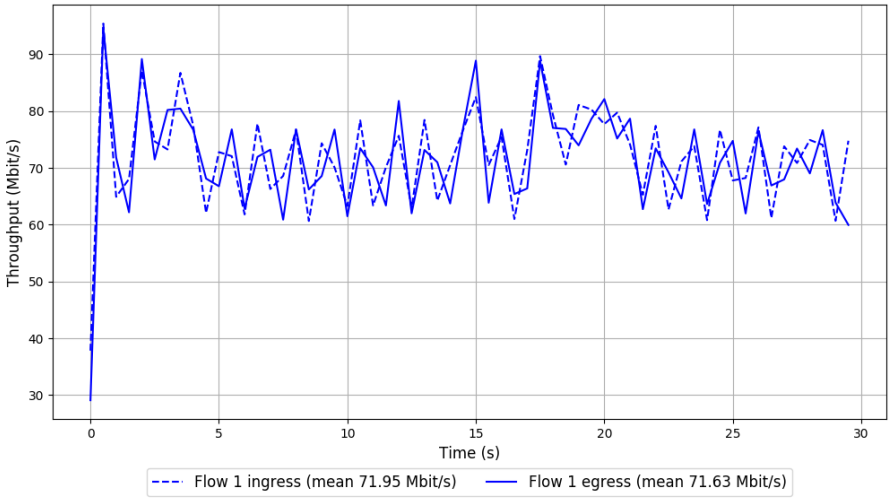

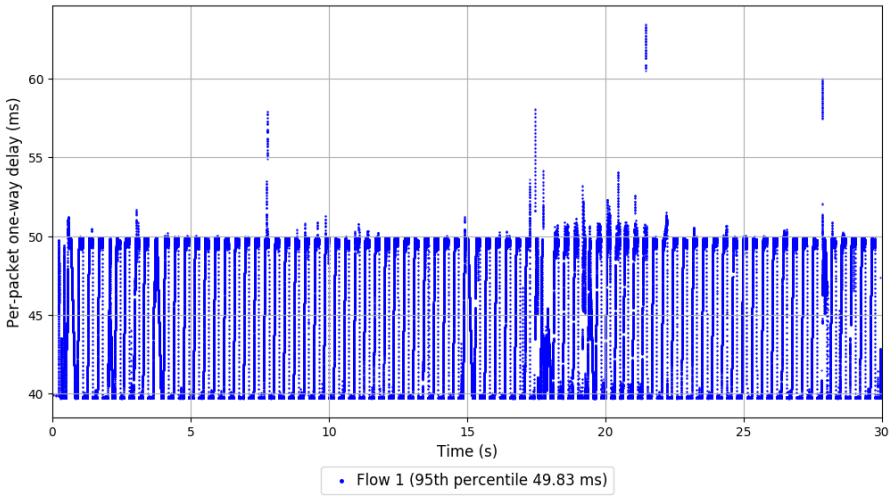

```
Run 7: Statistics of TaoVA-100x

Start at: Mon, 17 Jul 2017 00:32:23 +0000
End at: Mon, 17 Jul 2017 00:32:53 +0000
Local clock offset: 0.71 ms
Remote clock offset: -0.651 ms

# Below is generated by plot.py at Mon, 17 Jul 2017 02:18:17 +0000
# Datalink statistics
-- Total of 1 flow:
Average throughput: 71.78 Mbit/s
95th percentile per-packet one-way delay: 47.266 ms
Loss rate: 0.26%
-- Flow 1:
Average throughput: 71.78 Mbit/s
95th percentile per-packet one-way delay: 47.266 ms
Loss rate: 0.26%
```

Run 7: Report of TaoVA-100x — Data Link

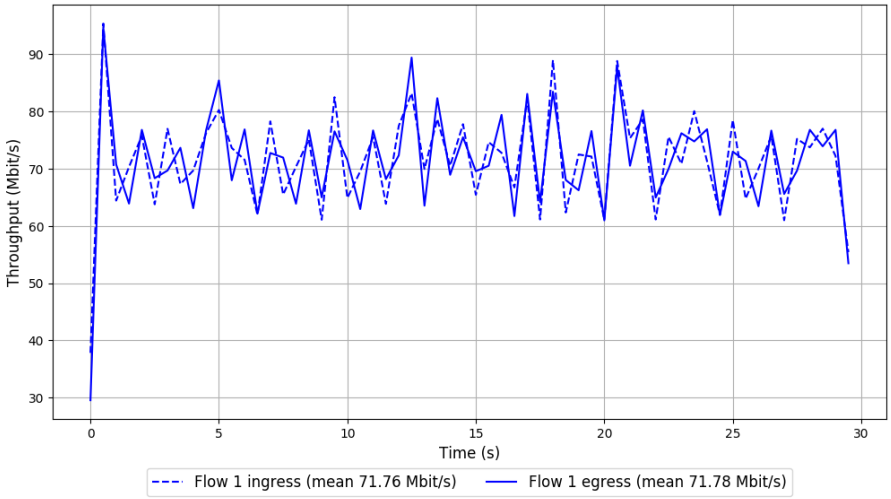

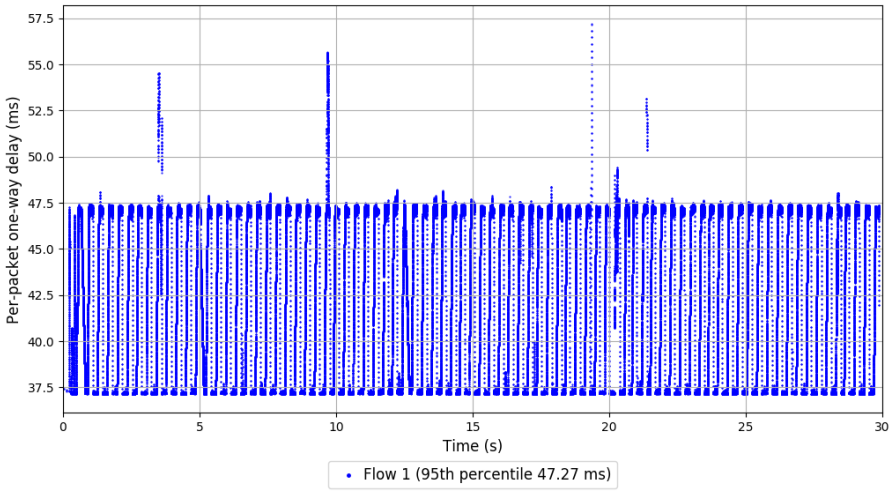

```
Run 8: Statistics of TaoVA-100x

Start at: Mon, 17 Jul 2017 00:52:09 +0000
End at: Mon, 17 Jul 2017 00:52:39 +0000
Local clock offset: 0.645 ms
Remote clock offset: -0.937 ms

# Below is generated by plot.py at Mon, 17 Jul 2017 02:18:18 +0000
# Datalink statistics
-- Total of 1 flow:
Average throughput: 70.43 Mbit/s
95th percentile per-packet one-way delay: 47.406 ms
Loss rate: 0.43%
-- Flow 1:
Average throughput: 70.43 Mbit/s
95th percentile per-packet one-way delay: 47.406 ms
Loss rate: 0.43%
```

Run 8: Report of TaoVA-100x — Data Link

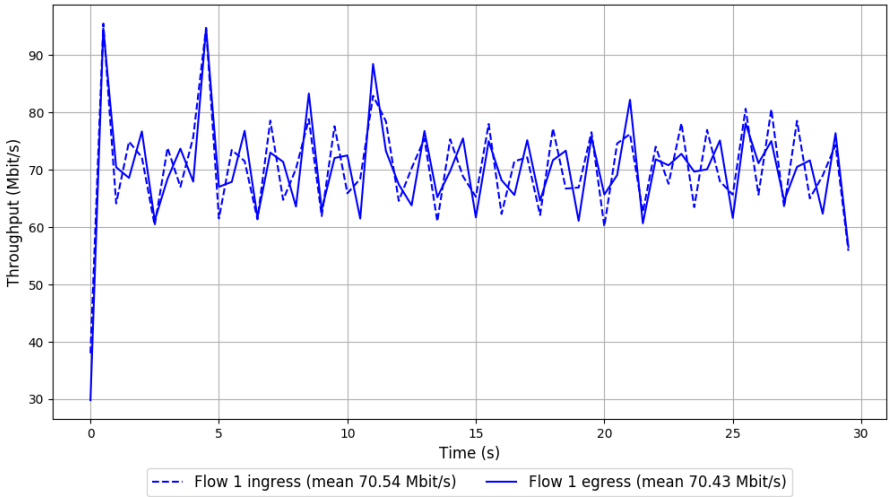

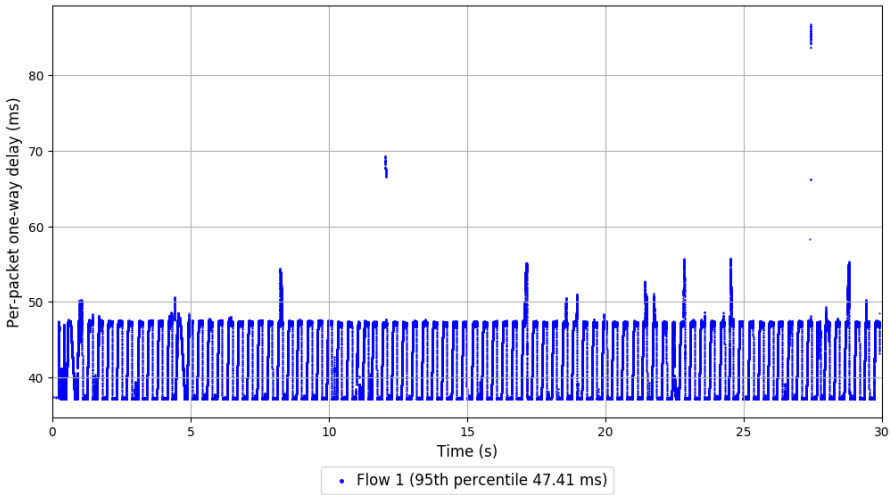

```
Run 9: Statistics of TaoVA-100x

Start at: Mon, 17 Jul 2017 01:11:51 +0000
End at: Mon, 17 Jul 2017 01:12:21 +0000
Local clock offset: 0.41 ms
Remote clock offset: -1.635 ms

# Below is generated by plot.py at Mon, 17 Jul 2017 02:18:35 +0000
# Datalink statistics
-- Total of 1 flow:
Average throughput: 71.25 Mbit/s
95th percentile per-packet one-way delay: 47.936 ms
Loss rate: 0.72%
-- Flow 1:
Average throughput: 71.25 Mbit/s
95th percentile per-packet one-way delay: 47.936 ms
Loss rate: 0.72%
```

Run 9: Report of TaoVA-100x — Data Link

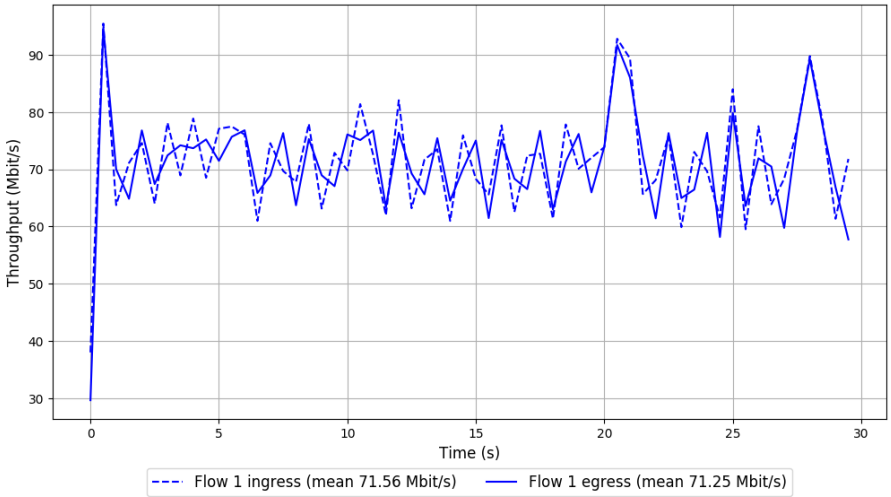

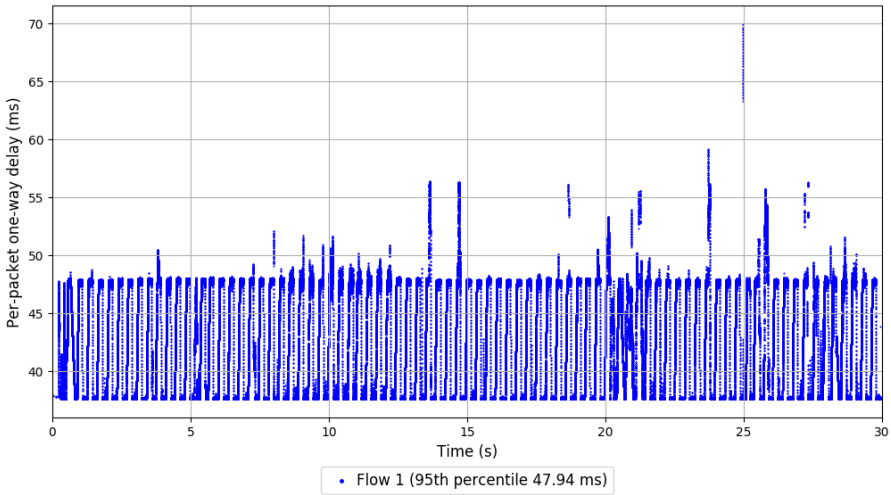

```
Run 10: Statistics of TaoVA-100x

Start at: Mon, 17 Jul 2017 01:31:43 +0000
End at: Mon, 17 Jul 2017 01:32:13 +0000
Local clock offset: 0.203 ms
Remote clock offset: -3.957 ms

# Below is generated by plot.py at Mon, 17 Jul 2017 02:18:35 +0000
# Datalink statistics
-- Total of 1 flow:
Average throughput: 70.94 Mbit/s
95th percentile per-packet one-way delay: 49.312 ms
Loss rate: 0.28%
-- Flow 1:
Average throughput: 70.94 Mbit/s
95th percentile per-packet one-way delay: 49.312 ms
Loss rate: 0.28%
```

Run 10: Report of TaoVA-100x — Data Link

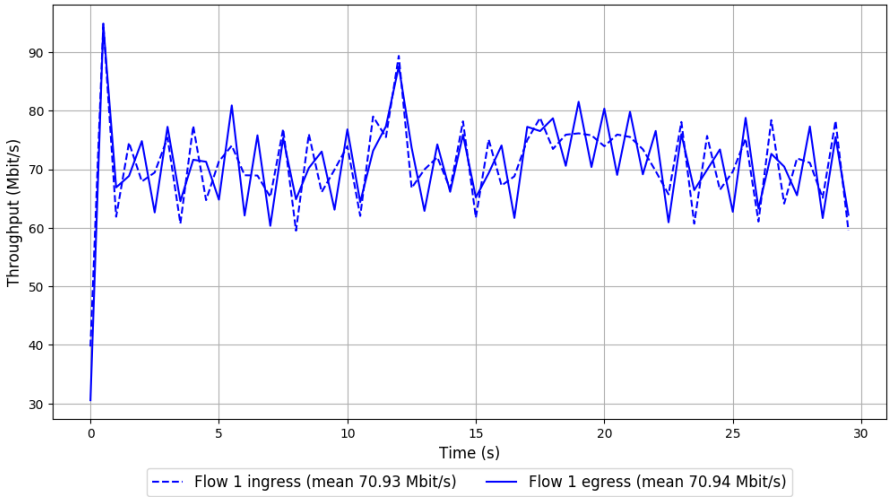

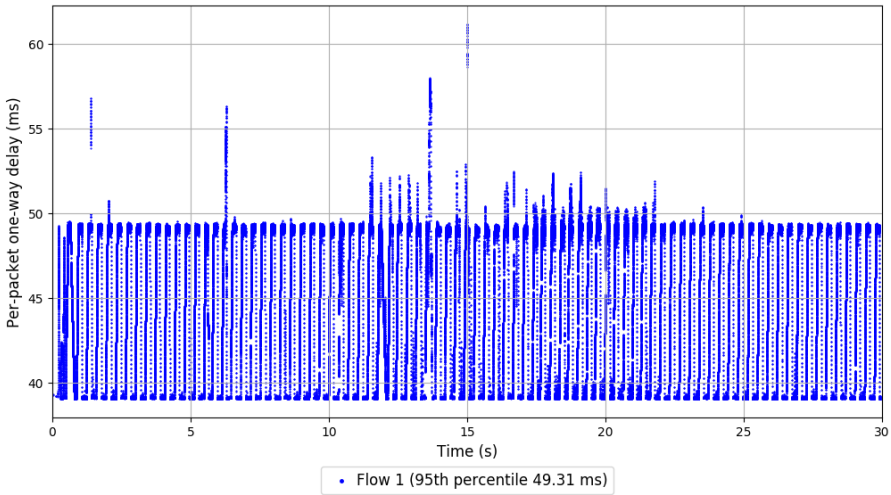

```
Run 1: Statistics of TCP Vegas

Start at: Sun, 16 Jul 2017 22:27:27 +0000
End at: Sun, 16 Jul 2017 22:27:57 +0000
Local clock offset: 0.899 ms
Remote clock offset: -0.395 ms

# Below is generated by plot.py at Mon, 17 Jul 2017 02:18:42 +0000
# Datalink statistics
-- Total of 1 flow:
Average throughput: 53.21 Mbit/s
95th percentile per-packet one-way delay: 52.013 ms
Loss rate: 0.33%
-- Flow 1:
Average throughput: 53.21 Mbit/s
95th percentile per-packet one-way delay: 52.013 ms
Loss rate: 0.33%
```

Run 1: Report of TCP Vegas — Data Link

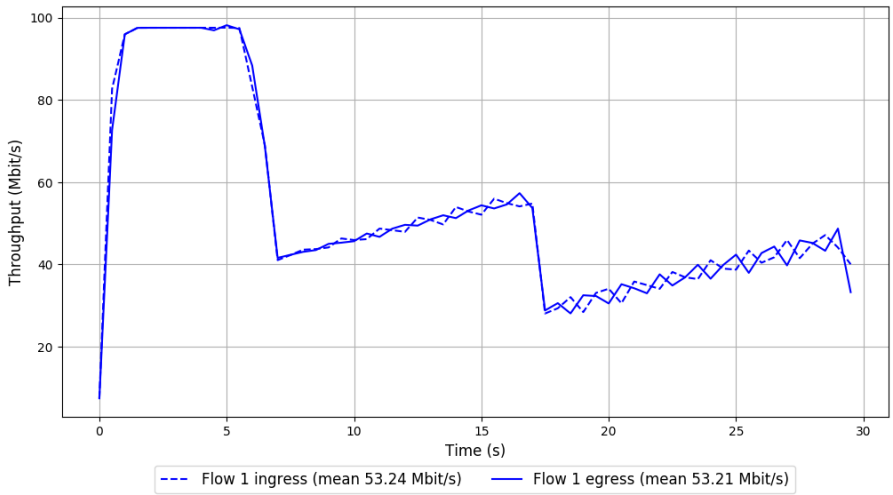

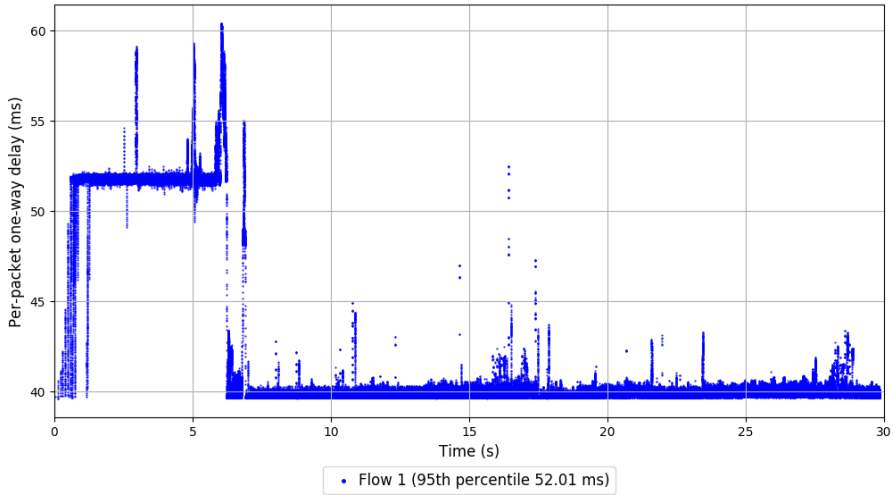

```
Run 2: Statistics of TCP Vegas

Start at: Sun, 16 Jul 2017 22:47:09 +0000
End at: Sun, 16 Jul 2017 22:47:39 +0000
Local clock offset: 1.034 ms
Remote clock offset: 1.644 ms

# Below is generated by plot.py at Mon, 17 Jul 2017 02:18:42 +0000
# Datalink statistics
-- Total of 1 flow:
Average throughput: 22.47 Mbit/s
95th percentile per-packet one-way delay: 44.614 ms
Loss rate: 0.41%
-- Flow 1:
Average throughput: 22.47 Mbit/s
95th percentile per-packet one-way delay: 44.614 ms
Loss rate: 0.41%
```

Run 2: Report of TCP Vegas — Data Link

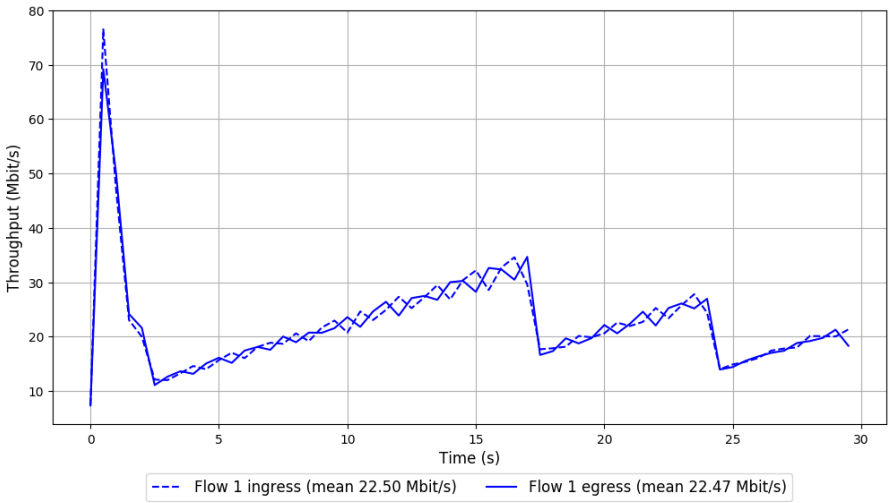

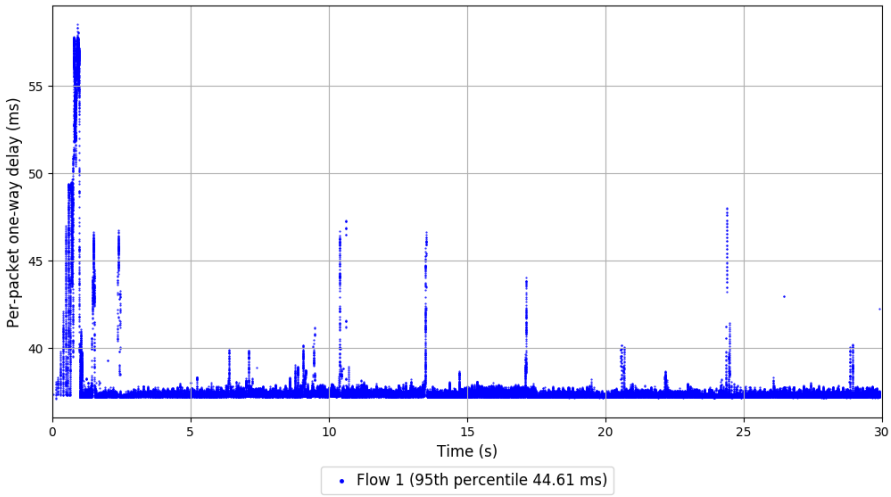

```
Run 3: Statistics of TCP Vegas

Start at: Sun, 16 Jul 2017 23:06:58 +0000
End at: Sun, 16 Jul 2017 23:07:28 +0000
Local clock offset: 1.229 ms
Remote clock offset: 1.053 ms

# Below is generated by plot.py at Mon, 17 Jul 2017 02:18:45 +0000
# Datalink statistics
-- Total of 1 flow:
Average throughput: 43.42 Mbit/s
95th percentile per-packet one-way delay: 48.794 ms
Loss rate: 0.40%
-- Flow 1:
Average throughput: 43.42 Mbit/s
95th percentile per-packet one-way delay: 48.794 ms
Loss rate: 0.40%
```

Run 3: Report of TCP Vegas — Data Link

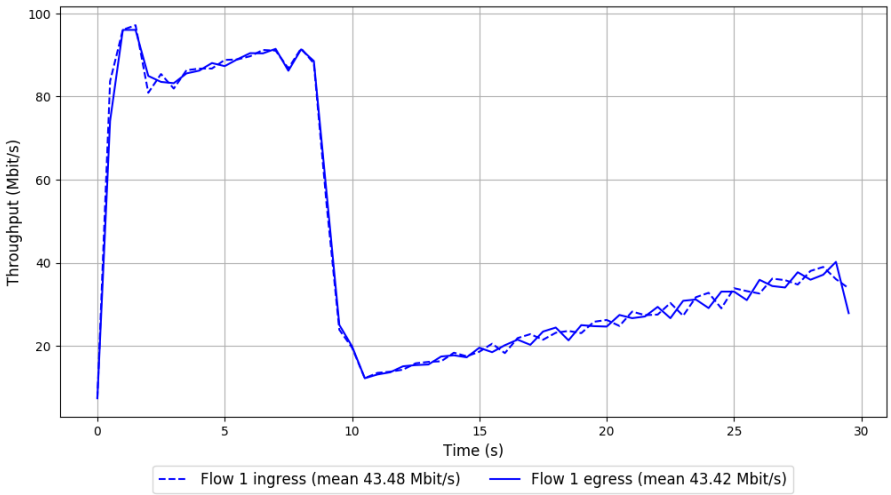

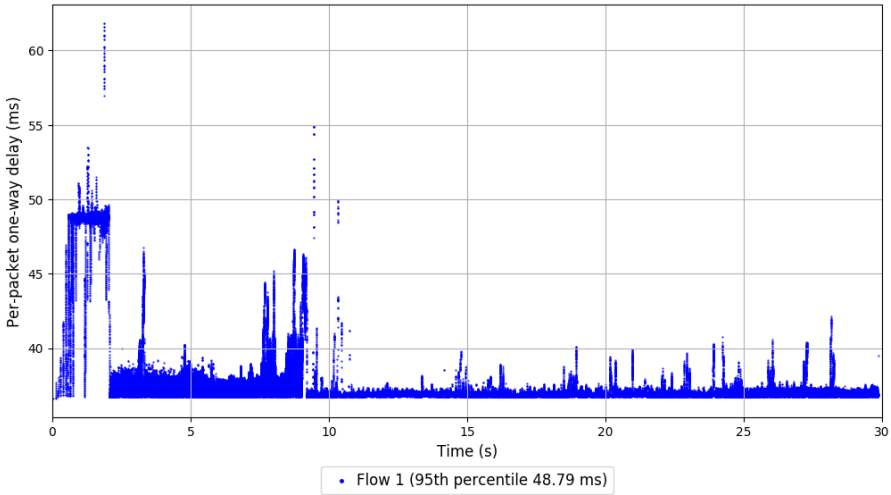

```
Run 4: Statistics of TCP Vegas

Start at: Sun, 16 Jul 2017 23:26:40 +0000
End at: Sun, 16 Jul 2017 23:27:10 +0000
Local clock offset: 1.237 ms
Remote clock offset: -1.794 ms

# Below is generated by plot.py at Mon, 17 Jul 2017 02:18:49 +0000
# Datalink statistics
-- Total of 1 flow:
Average throughput: 55.92 Mbit/s
95th percentile per-packet one-way delay: 51.430 ms
Loss rate: 0.26%
-- Flow 1:
Average throughput: 55.92 Mbit/s
95th percentile per-packet one-way delay: 51.430 ms
Loss rate: 0.26%
```

Run 4: Report of TCP Vegas — Data Link

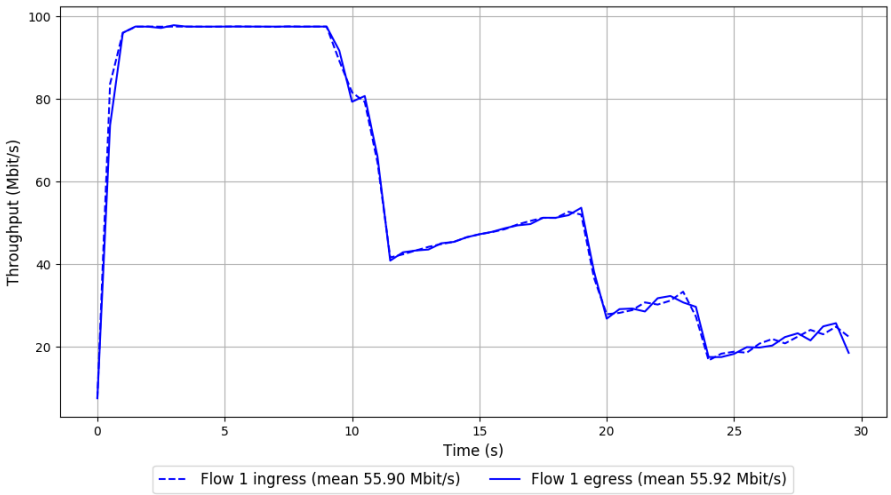

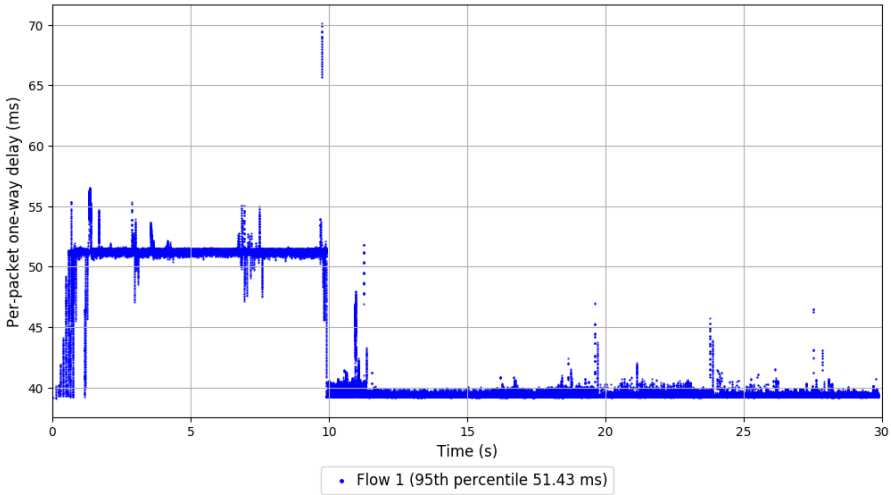

```
Run 5: Statistics of TCP Vegas

Start at: Sun, 16 Jul 2017 23:46:21 +0000
End at: Sun, 16 Jul 2017 23:46:51 +0000
Local clock offset: 1.338 ms
Remote clock offset: 0.401 ms

# Below is generated by plot.py at Mon, 17 Jul 2017 02:18:51 +0000
# Datalink statistics
-- Total of 1 flow:
Average throughput: 42.09 Mbit/s
95th percentile per-packet one-way delay: 49.271 ms
Loss rate: 0.25%
-- Flow 1:
Average throughput: 42.09 Mbit/s
95th percentile per-packet one-way delay: 49.271 ms
Loss rate: 0.25%
```

Run 5: Report of TCP Vegas — Data Link

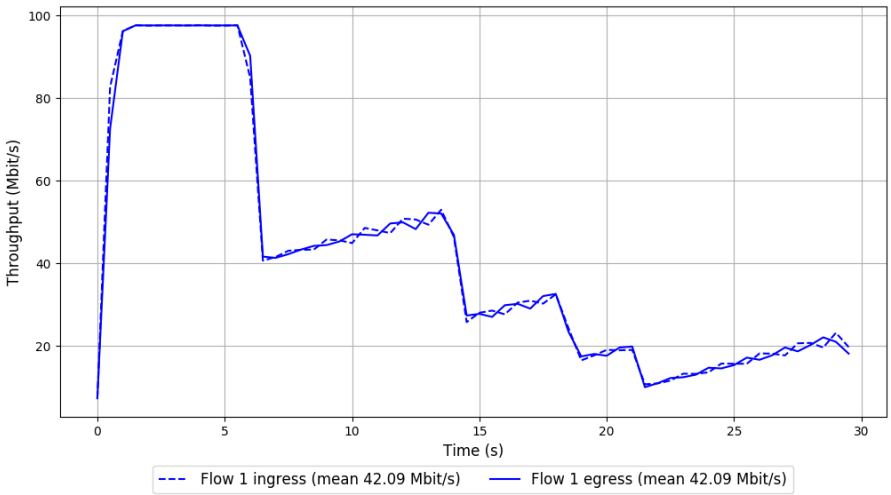

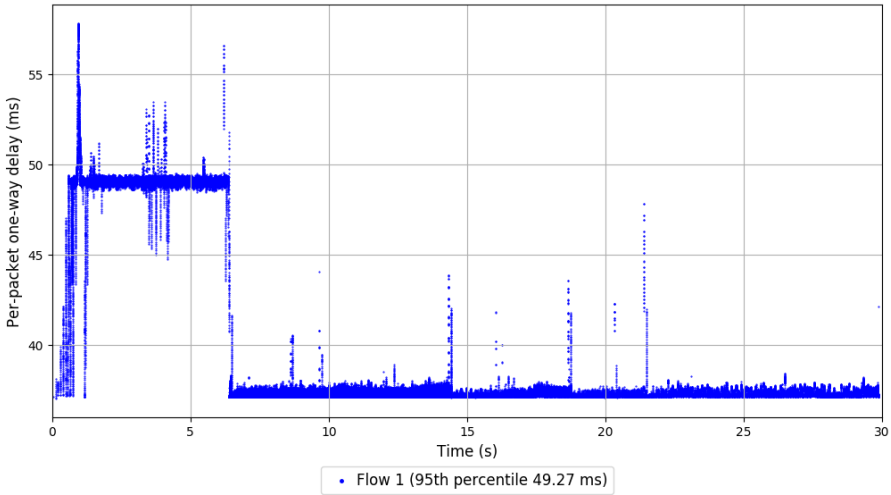

```
Run 6: Statistics of TCP Vegas

Start at: Mon, 17 Jul 2017 00:06:07 +0000
End at: Mon, 17 Jul 2017 00:06:37 +0000
Local clock offset: 1.102 ms
Remote clock offset: -2.626 ms

# Below is generated by plot.py at Mon, 17 Jul 2017 02:18:55 +0000
# Datalink statistics
-- Total of 1 flow:
Average throughput: 38.21 Mbit/s
95th percentile per-packet one-way delay: 51.678 ms
Loss rate: 0.44%
-- Flow 1:
Average throughput: 38.21 Mbit/s
95th percentile per-packet one-way delay: 51.678 ms
Loss rate: 0.44%
```

Run 6: Report of TCP Vegas — Data Link

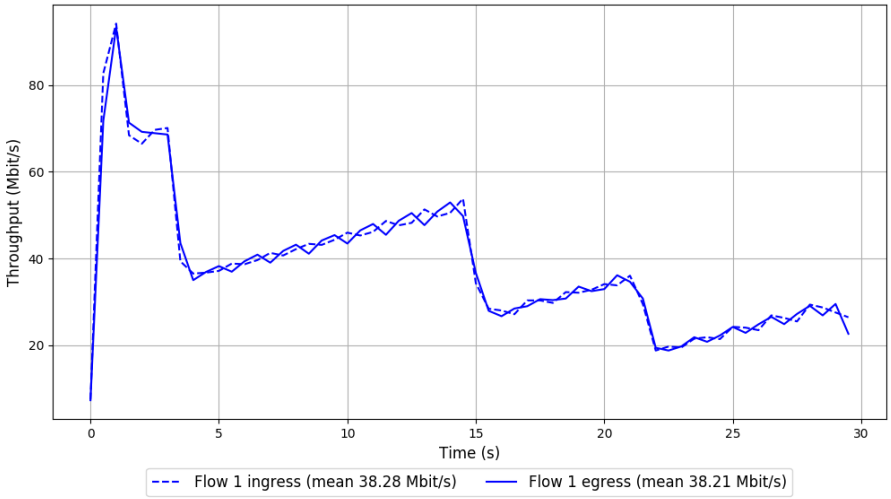

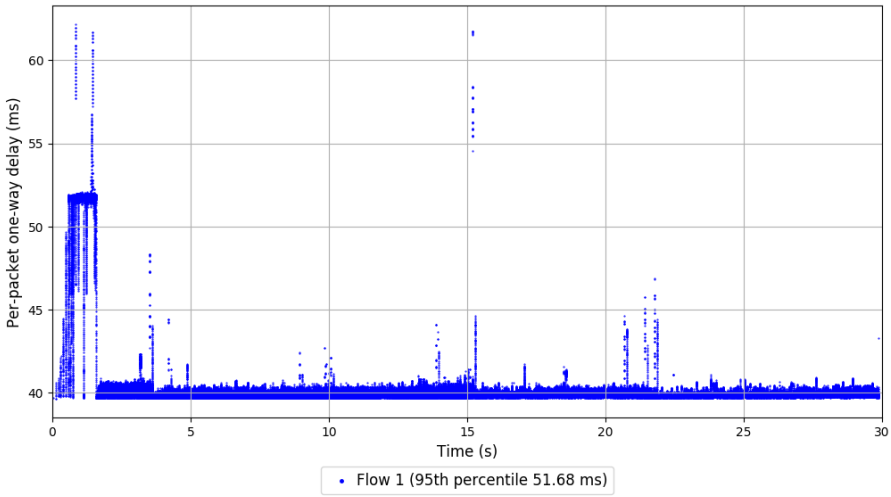

```
Run 7: Statistics of TCP Vegas

Start at: Mon, 17 Jul 2017 00:25:47 +0000
End at: Mon, 17 Jul 2017 00:26:17 +0000
Local clock offset: 0.912 ms
Remote clock offset: -3.037 ms

# Below is generated by plot.py at Mon, 17 Jul 2017 02:19:01 +0000
# Datalink statistics
-- Total of 1 flow:
Average throughput: 59.94 Mbit/s
95th percentile per-packet one-way delay: 51.995 ms
Loss rate: 0.36%
-- Flow 1:
Average throughput: 59.94 Mbit/s
95th percentile per-packet one-way delay: 51.995 ms
Loss rate: 0.36%
```

Run 7: Report of TCP Vegas — Data Link

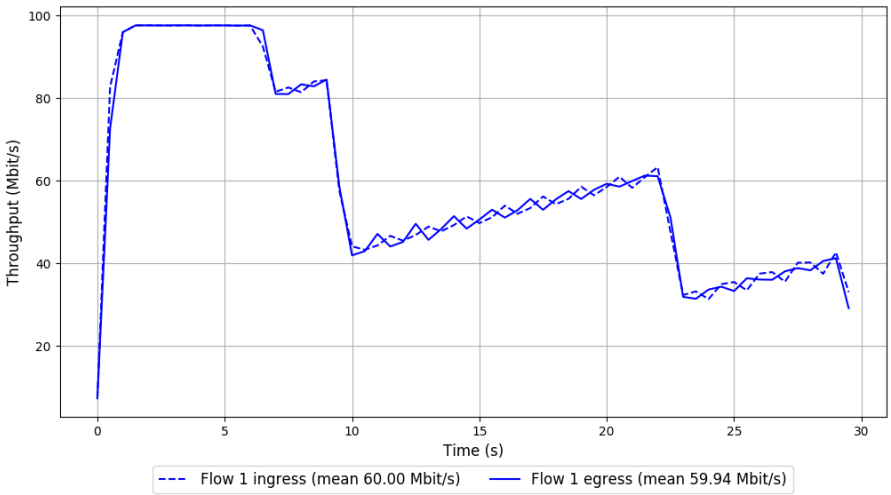

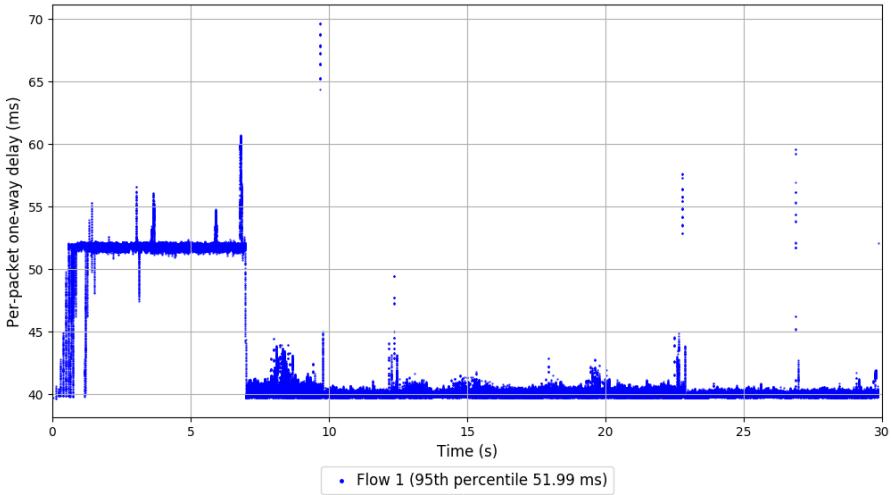

```
Run 8: Statistics of TCP Vegas

Start at: Mon, 17 Jul 2017 00:45:32 +0000
End at: Mon, 17 Jul 2017 00:46:02 +0000
Local clock offset: 0.633 ms
Remote clock offset: -1.29 ms

# Below is generated by plot.py at Mon, 17 Jul 2017 02:19:01 +0000
# Datalink statistics
-- Total of 1 flow:
Average throughput: 38.68 Mbit/s
95th percentile per-packet one-way delay: 44.145 ms
Loss rate: 0.38%
-- Flow 1:
Average throughput: 38.68 Mbit/s
95th percentile per-packet one-way delay: 44.145 ms
Loss rate: 0.38%
```

Run 8: Report of TCP Vegas — Data Link

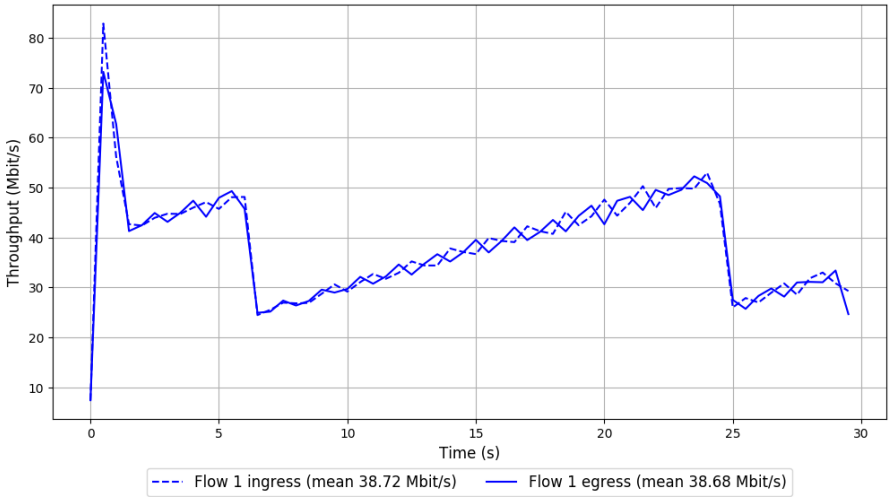

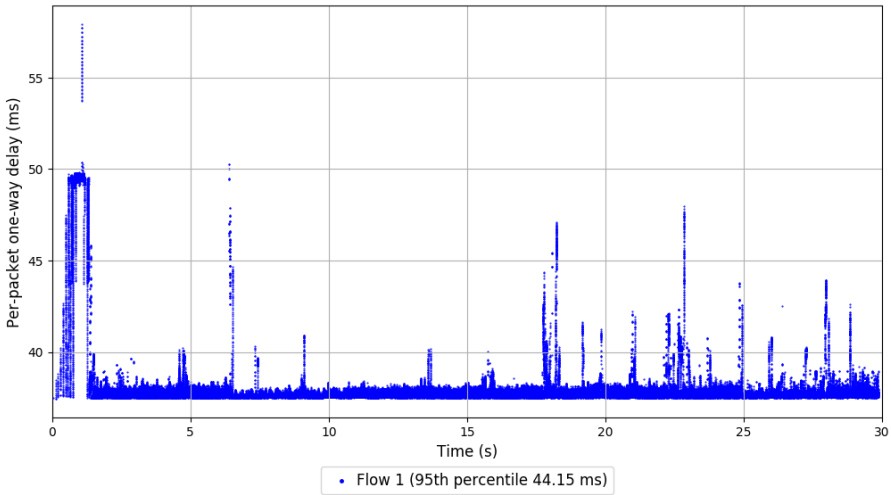

```
Run 9: Statistics of TCP Vegas

Start at: Mon, 17 Jul 2017 01:05:14 +0000
End at: Mon, 17 Jul 2017 01:05:44 +0000
Local clock offset: 0.479 ms
Remote clock offset: -1.616 ms

# Below is generated by plot.py at Mon, 17 Jul 2017 02:19:06 +0000
# Datalink statistics
-- Total of 1 flow:
Average throughput: 45.96 Mbit/s
95th percentile per-packet one-way delay: 49.458 ms
Loss rate: 0.31%
-- Flow 1:
Average throughput: 45.96 Mbit/s
95th percentile per-packet one-way delay: 49.458 ms
Loss rate: 0.31%
```

Run 9: Report of TCP Vegas — Data Link

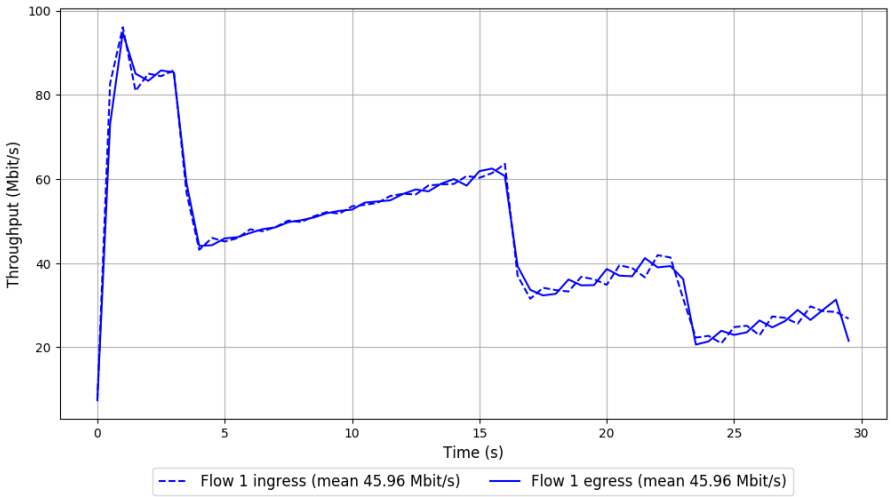

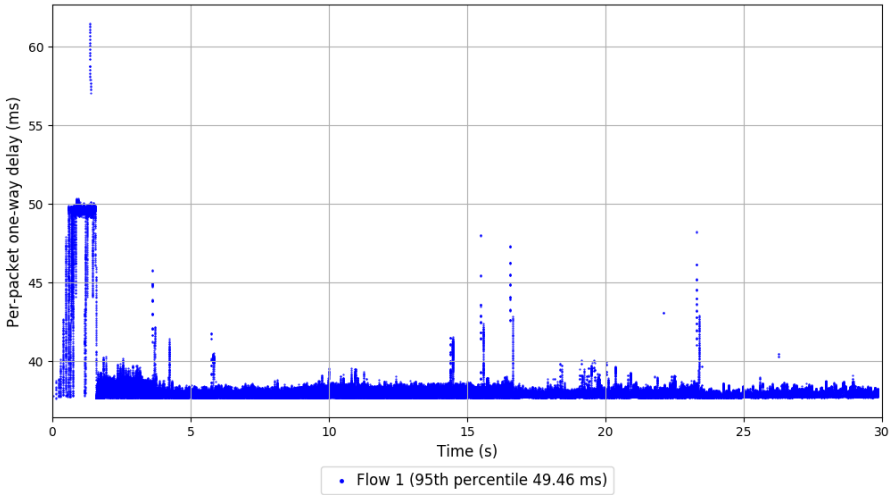

```
Run 10: Statistics of TCP Vegas

Start at: Mon, 17 Jul 2017 01:25:05 +0000
End at: Mon, 17 Jul 2017 01:25:35 +0000
Local clock offset: 0.24 ms
Remote clock offset: -3.856 ms

# Below is generated by plot.py at Mon, 17 Jul 2017 02:19:09 +0000
# Datalink statistics
-- Total of 1 flow:
Average throughput: 61.78 Mbit/s
95th percentile per-packet one-way delay: 51.664 ms
Loss rate: 0.26%
-- Flow 1:
Average throughput: 61.78 Mbit/s
95th percentile per-packet one-way delay: 51.664 ms
Loss rate: 0.26%
```

Run 10: Report of TCP Vegas — Data Link

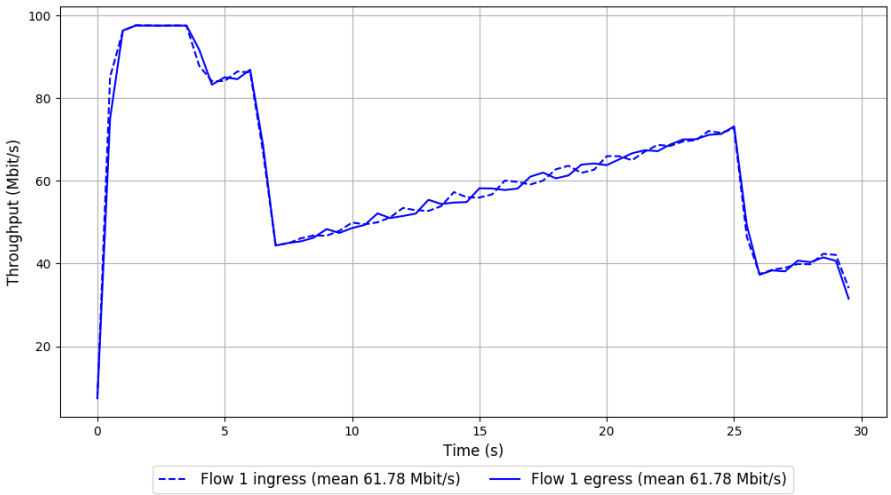

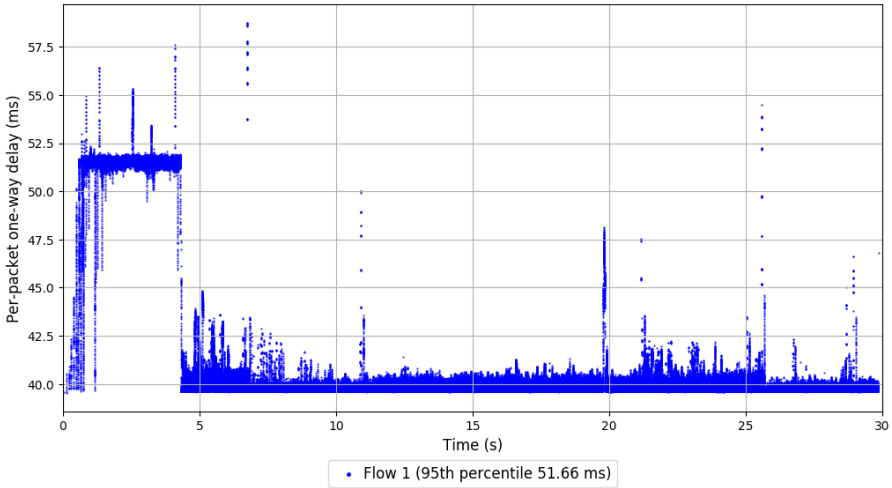

```
Run 1: Statistics of Verus

Start at: Sun, 16 Jul 2017 22:31:24 +0000
End at: Sun, 16 Jul 2017 22:31:54 +0000
Local clock offset: 0.937 ms
Remote clock offset: -0.343 ms

# Below is generated by plot.py at Mon, 17 Jul 2017 02:19:15 +0000
# Datalink statistics
-- Total of 1 flow:
Average throughput: 71.84 Mbit/s
95th percentile per-packet one-way delay: 51.862 ms
Loss rate: 0.55%
-- Flow 1:
Average throughput: 71.84 Mbit/s
95th percentile per-packet one-way delay: 51.862 ms
Loss rate: 0.55%
```

Run 1: Report of Verus — Data Link

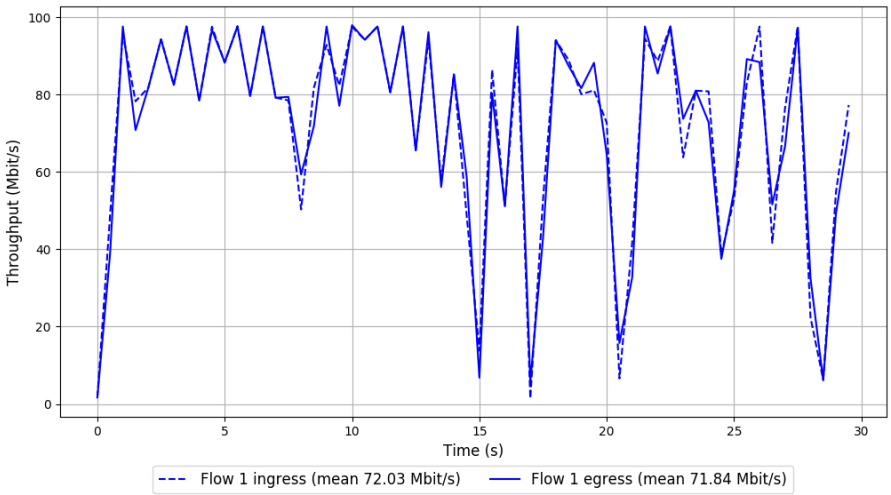

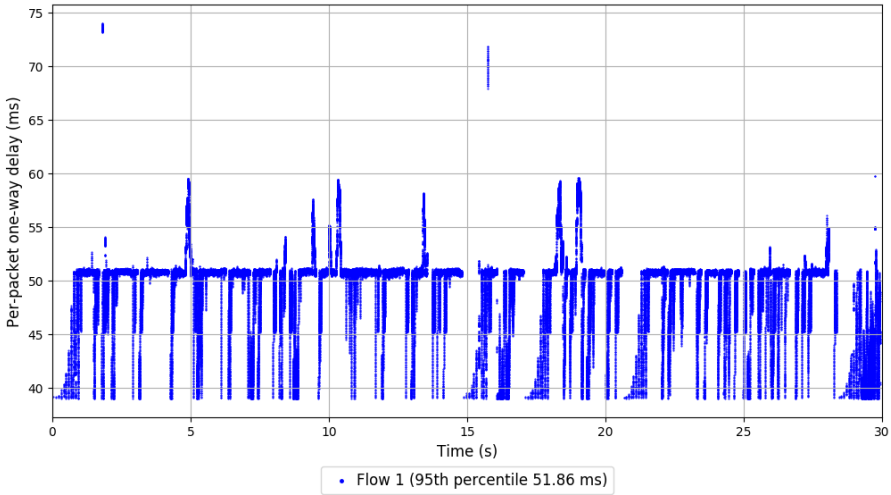

```
Run 2: Statistics of Verus

Start at: Sun, 16 Jul 2017 22:51:13 +0000
End at: Sun, 16 Jul 2017 22:51:43 +0000
Local clock offset: 1.166 ms
Remote clock offset: 1.009 ms

# Below is generated by plot.py at Mon, 17 Jul 2017 02:19:20 +0000
# Datalink statistics
-- Total of 1 flow:
Average throughput: 72.58 Mbit/s
95th percentile per-packet one-way delay: 52.934 ms
Loss rate: 0.75%
-- Flow 1:
Average throughput: 72.58 Mbit/s
95th percentile per-packet one-way delay: 52.934 ms
Loss rate: 0.75%
```

Run 2: Report of Verus — Data Link

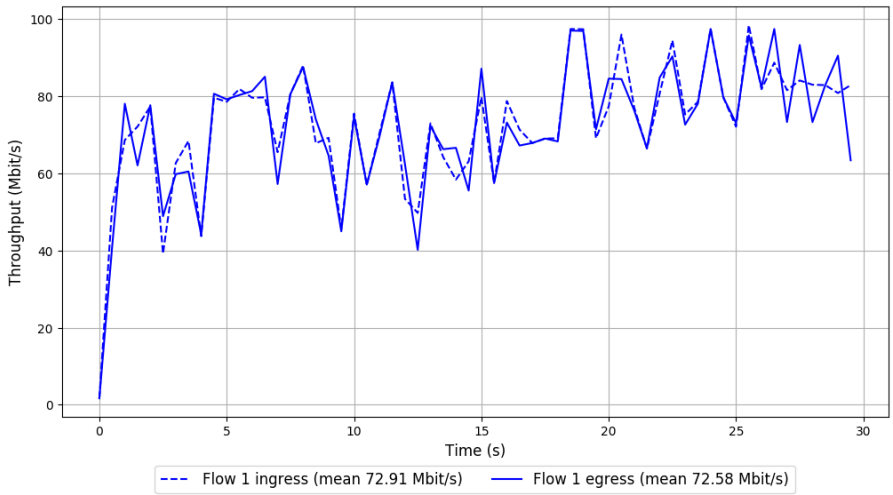

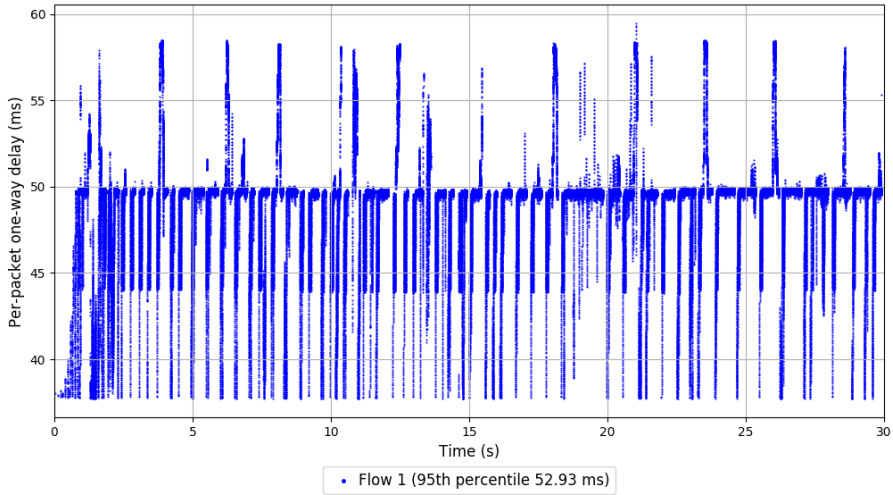

```
Run 3: Statistics of Verus

Start at: Sun, 16 Jul 2017 23:10:55 +0000
End at: Sun, 16 Jul 2017 23:11:25 +0000
Local clock offset: 1.222 ms
Remote clock offset: 0.522 ms

# Below is generated by plot.py at Mon, 17 Jul 2017 02:19:25 +0000
# Datalink statistics
-- Total of 1 flow:
Average throughput: 78.92 Mbit/s
95th percentile per-packet one-way delay: 50.952 ms
Loss rate: 0.51%
-- Flow 1:
Average throughput: 78.92 Mbit/s
95th percentile per-packet one-way delay: 50.952 ms
Loss rate: 0.51%
```

Run 3: Report of Verus — Data Link

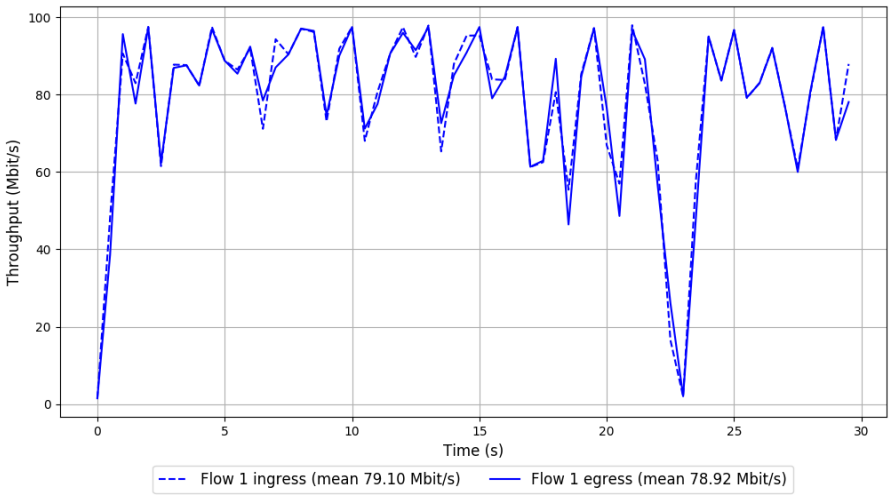

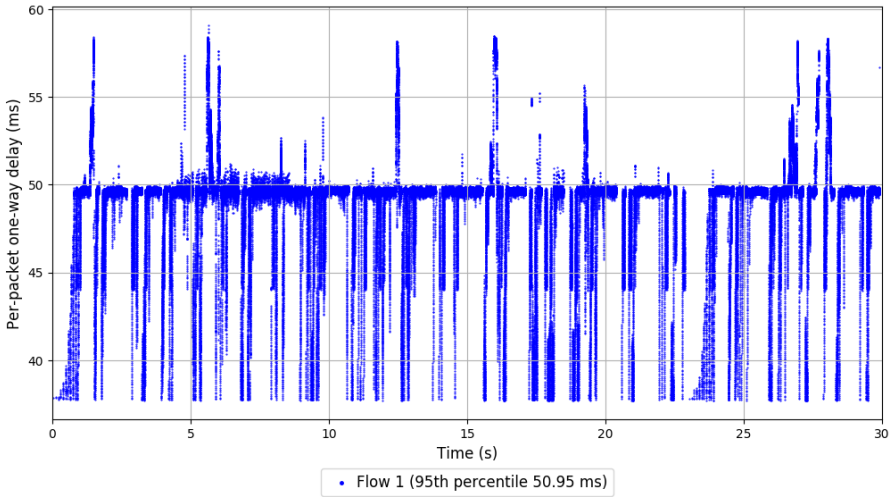

```
Run 4: Statistics of Verus

Start at: Sun, 16 Jul 2017 23:30:37 +0000
End at: Sun, 16 Jul 2017 23:31:07 +0000
Local clock offset: 1.286 ms
Remote clock offset: 0.081 ms

# Below is generated by plot.py at Mon, 17 Jul 2017 02:19:30 +0000
# Datalink statistics
-- Total of 1 flow:
Average throughput: 70.98 Mbit/s
95th percentile per-packet one-way delay: 49.781 ms
Loss rate: 0.14%
-- Flow 1:
Average throughput: 70.98 Mbit/s
95th percentile per-packet one-way delay: 49.781 ms
Loss rate: 0.14%
```

Run 4: Report of Verus — Data Link

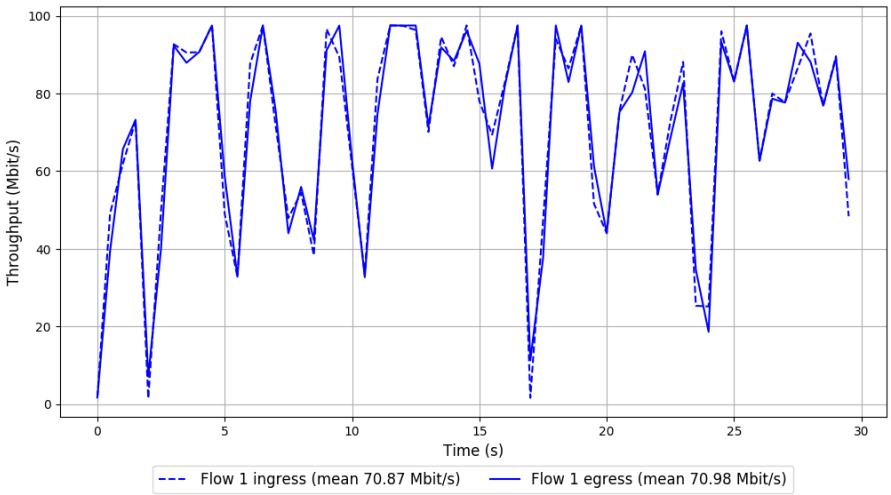

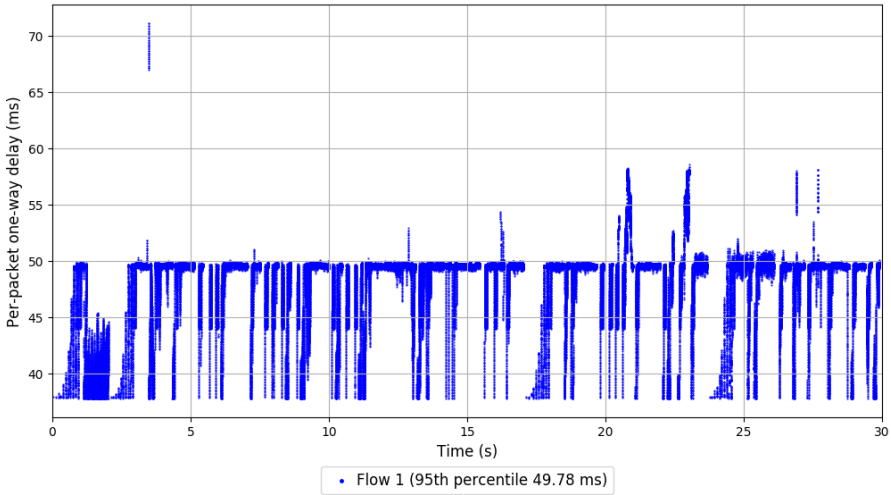

```
Run 5: Statistics of Verus

Start at: Sun, 16 Jul 2017 23:50:17 +0000
End at: Sun, 16 Jul 2017 23:50:47 +0000
Local clock offset: 1.314 ms
Remote clock offset: -2.268 ms

# Below is generated by plot.py at Mon, 17 Jul 2017 02:19:35 +0000
# Datalink statistics
-- Total of 1 flow:
Average throughput: 72.31 Mbit/s
95th percentile per-packet one-way delay: 51.769 ms
Loss rate: 0.54%
-- Flow 1:
Average throughput: 72.31 Mbit/s
95th percentile per-packet one-way delay: 51.769 ms
Loss rate: 0.54%
```

Run 5: Report of Verus — Data Link

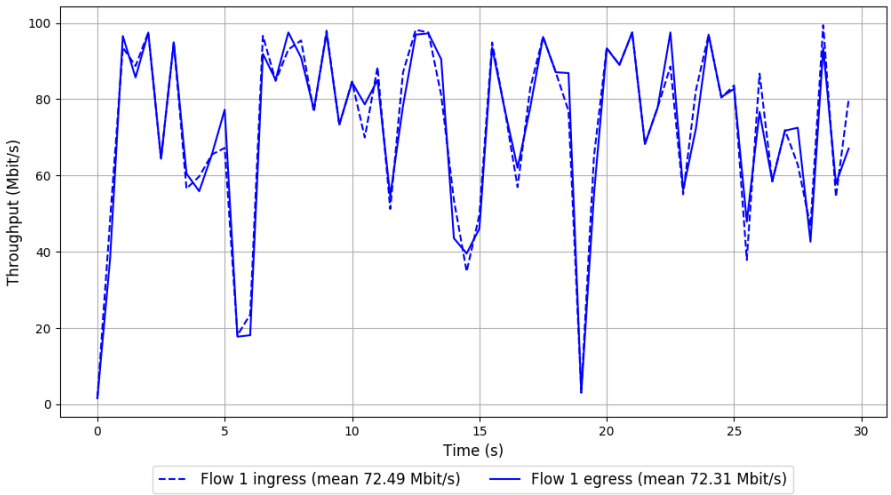

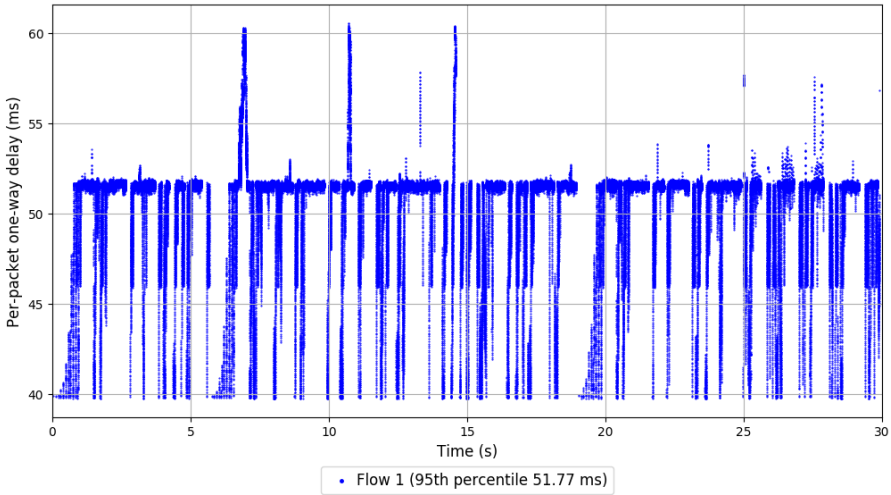

```
Run 6: Statistics of Verus

Start at: Mon, 17 Jul 2017 00:10:04 +0000
End at: Mon, 17 Jul 2017 00:10:34 +0000
Local clock offset: 1.162 ms
Remote clock offset: -0.241 ms

# Below is generated by plot.py at Mon, 17 Jul 2017 02:19:40 +0000
# Datalink statistics
-- Total of 1 flow:
Average throughput: 68.43 Mbit/s
95th percentile per-packet one-way delay: 48.780 ms
Loss rate: 0.59%
-- Flow 1:
Average throughput: 68.43 Mbit/s
95th percentile per-packet one-way delay: 48.780 ms
Loss rate: 0.59%
```

Run 6: Report of Verus — Data Link

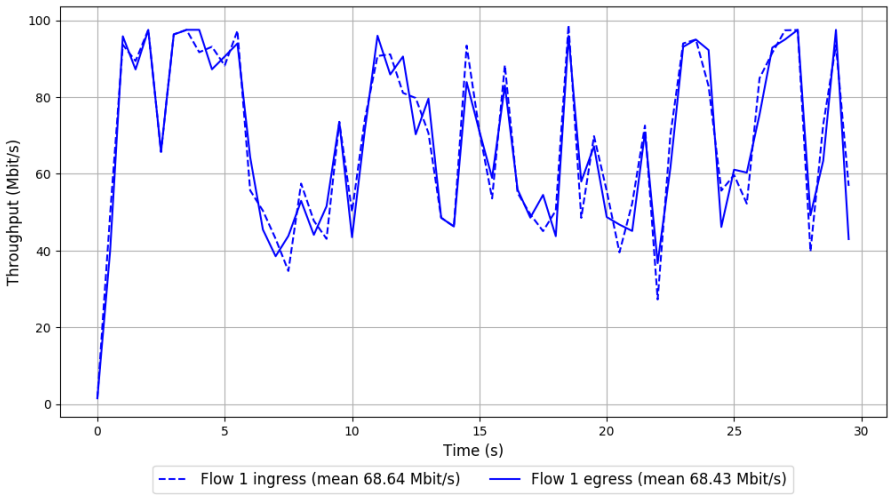

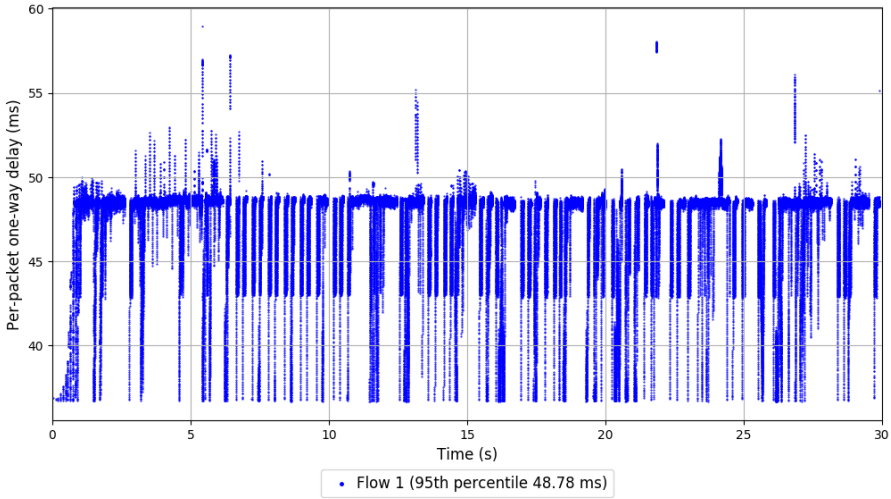

```
Run 7: Statistics of Verus

Start at: Mon, 17 Jul 2017 00:29:44 +0000
End at: Mon, 17 Jul 2017 00:30:14 +0000
Local clock offset: 0.739 ms
Remote clock offset: -1.121 ms

# Below is generated by plot.py at Mon, 17 Jul 2017 02:19:46 +0000
# Datalink statistics
-- Total of 1 flow:
Average throughput: 79.42 Mbit/s
95th percentile per-packet one-way delay: 49.740 ms
Loss rate: 0.53%
-- Flow 1:
Average throughput: 79.42 Mbit/s
95th percentile per-packet one-way delay: 49.740 ms
Loss rate: 0.53%
```

Run 7: Report of Verus — Data Link

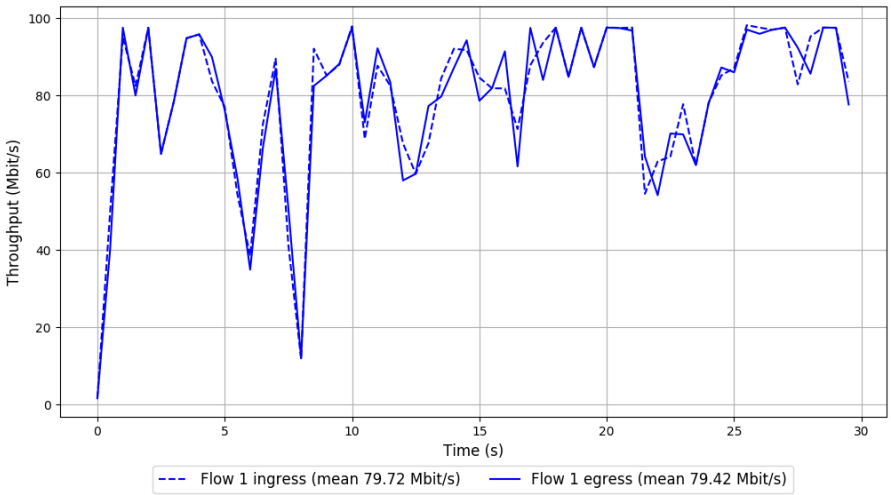

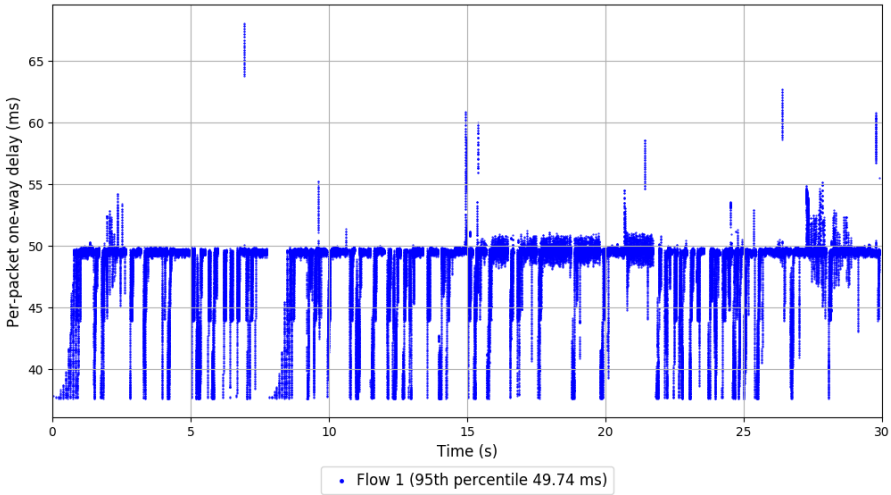

```
Run 8: Statistics of Verus

Start at: Mon, 17 Jul 2017 00:49:29 +0000
End at: Mon, 17 Jul 2017 00:49:59 +0000
Local clock offset: 0.678 ms
Remote clock offset: -0.961 ms

# Below is generated by plot.py at Mon, 17 Jul 2017 02:19:51 +0000
# Datalink statistics
-- Total of 1 flow:
Average throughput: 88.83 Mbit/s
95th percentile per-packet one-way delay: 49.379 ms
Loss rate: 0.19%
-- Flow 1:
Average throughput: 88.83 Mbit/s
95th percentile per-packet one-way delay: 49.379 ms
Loss rate: 0.19%
```

Run 8: Report of Verus — Data Link

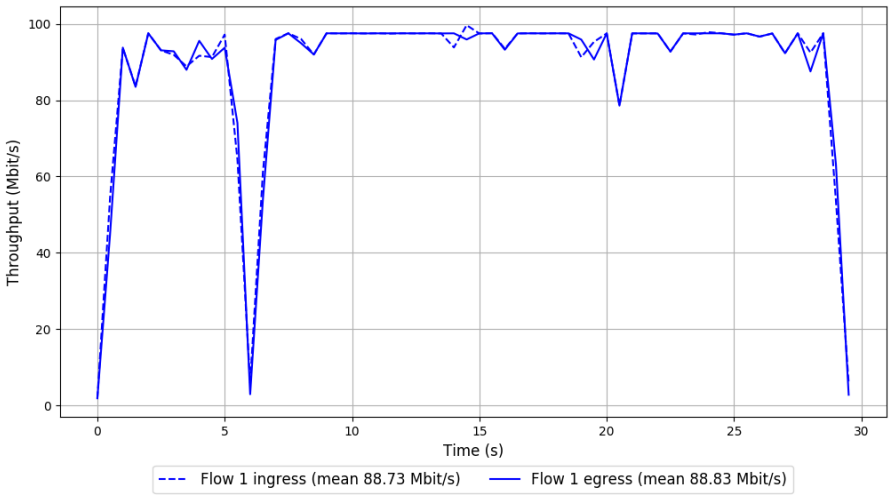

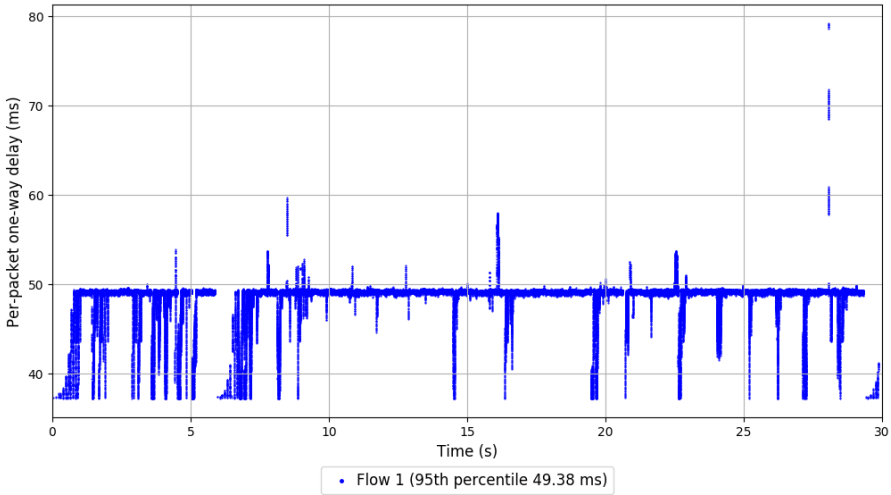

```
Run 9: Statistics of Verus

Start at: Mon, 17 Jul 2017 01:09:12 +0000
End at: Mon, 17 Jul 2017 01:09:42 +0000
Local clock offset: 0.341 ms
Remote clock offset: -1.102 ms

# Below is generated by plot.py at Mon, 17 Jul 2017 02:19:57 +0000
# Datalink statistics
-- Total of 1 flow:
Average throughput: 74.75 Mbit/s
95th percentile per-packet one-way delay: 49.666 ms
Loss rate: 0.61%
-- Flow 1:
Average throughput: 74.75 Mbit/s
95th percentile per-packet one-way delay: 49.666 ms
Loss rate: 0.61%
```

Run 9: Report of Verus — Data Link

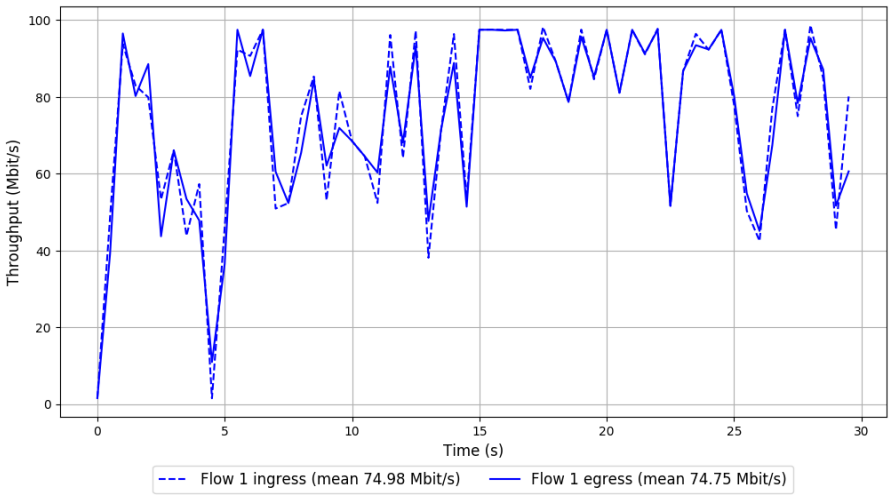

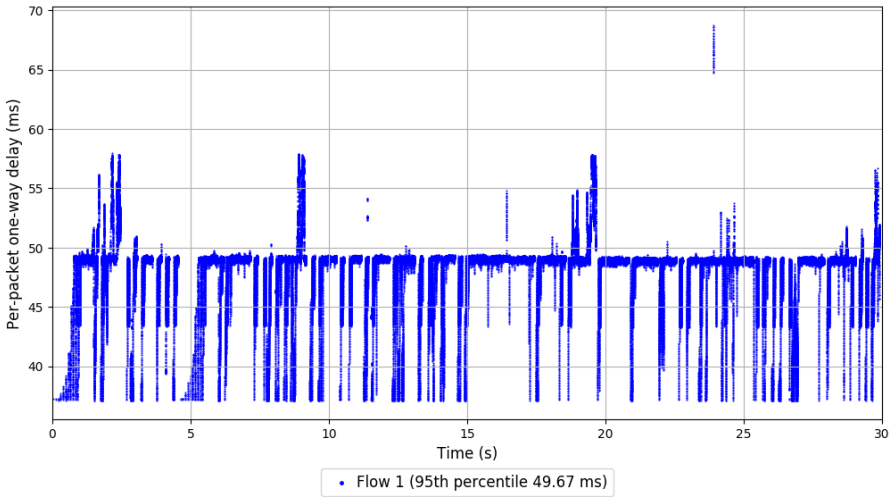

```
Run 10: Statistics of Verus

Start at: Mon, 17 Jul 2017 01:29:04 +0000
End at: Mon, 17 Jul 2017 01:29:34 +0000
Local clock offset: 0.212 ms
Remote clock offset: -3.952 ms

# Below is generated by plot.py at Mon, 17 Jul 2017 02:20:04 +0000
# Datalink statistics
-- Total of 1 flow:
Average throughput: 73.32 Mbit/s
95th percentile per-packet one-way delay: 51.728 ms
Loss rate: 0.71%
-- Flow 1:
Average throughput: 73.32 Mbit/s
95th percentile per-packet one-way delay: 51.728 ms
Loss rate: 0.71%
```

Run 10: Report of Verus — Data Link

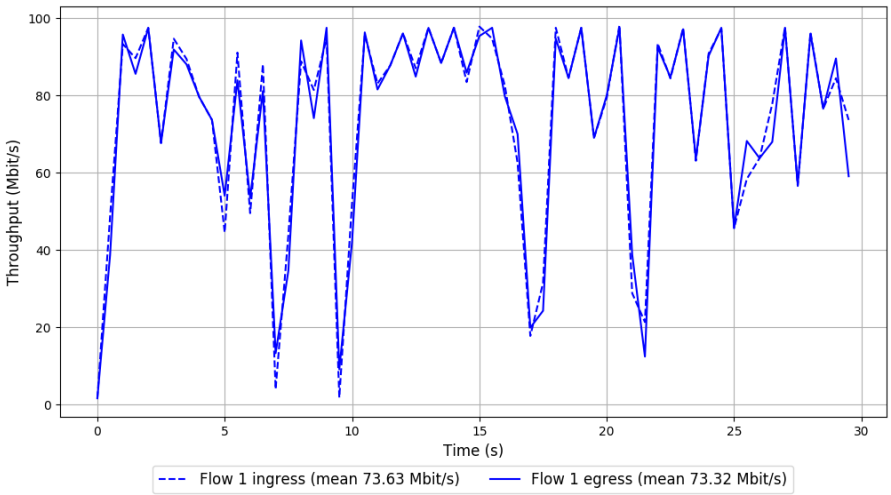

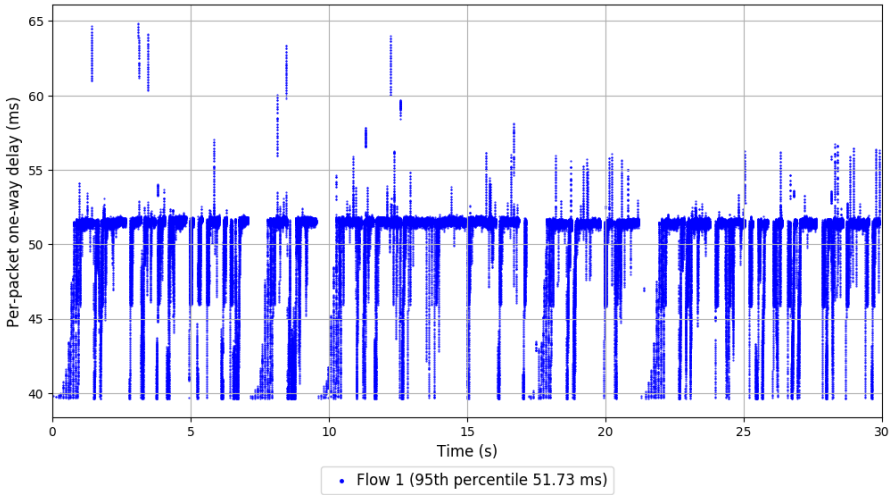

```
Run 1: Statistics of WebRTC media

Start at: Sun, 16 Jul 2017 22:36:45 +0000
End at: Sun, 16 Jul 2017 22:37:15 +0000
Local clock offset: 0.976 ms
Remote clock offset: 1.672 ms

# Below is generated by plot.py at Mon, 17 Jul 2017 02:20:04 +0000
# Datalink statistics
-- Total of 1 flow:
Average throughput: 2.26 Mbit/s
95th percentile per-packet one-way delay: 37.615 ms
Loss rate: 0.32%
-- Flow 1:
Average throughput: 2.26 Mbit/s
95th percentile per-packet one-way delay: 37.615 ms
Loss rate: 0.32%
```

Run 1: Report of WebRTC media — Data Link

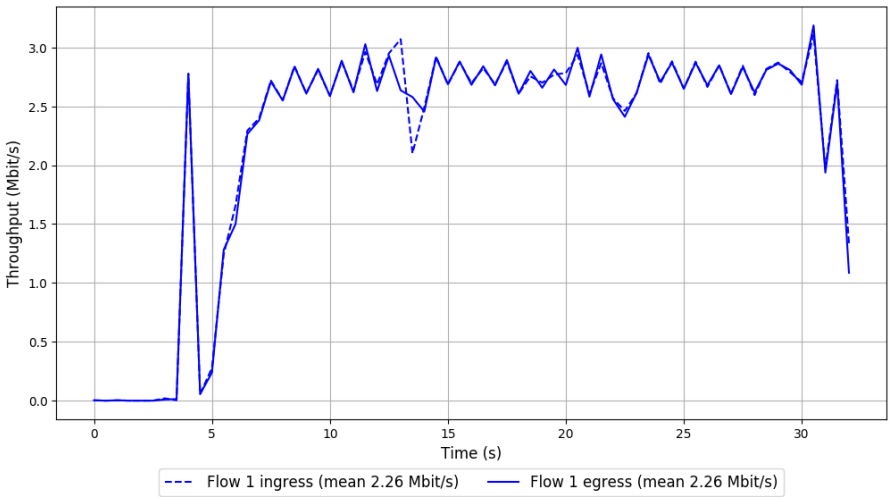

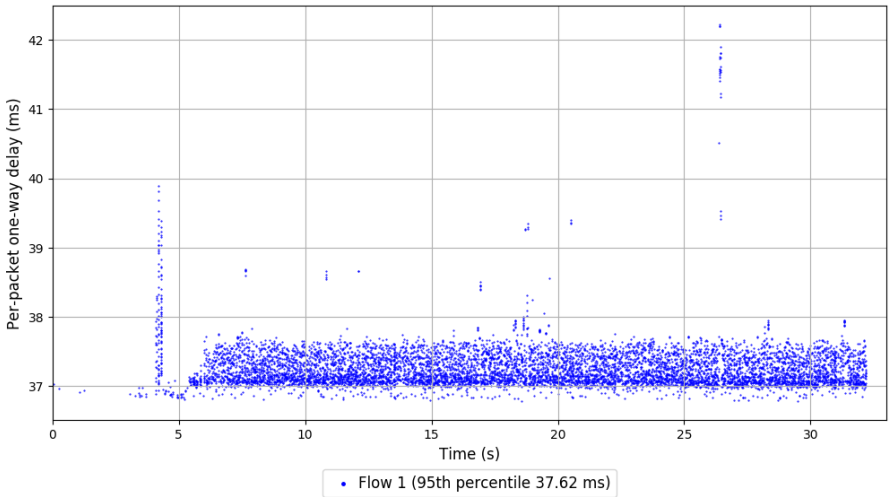

```
Run 2: Statistics of WebRTC media

Start at: Sun, 16 Jul 2017 22:56:34 +0000
End at: Sun, 16 Jul 2017 22:57:04 +0000
Local clock offset: 1.092 ms
Remote clock offset: 0.965 ms

# Below is generated by plot.py at Mon, 17 Jul 2017 02:20:04 +0000
# Datalink statistics
-- Total of 1 flow:
Average throughput: 2.28 Mbit/s
95th percentile per-packet one-way delay: 37.623 ms
Loss rate: 0.30%
-- Flow 1:
Average throughput: 2.28 Mbit/s
95th percentile per-packet one-way delay: 37.623 ms
Loss rate: 0.30%
```

Run 2: Report of WebRTC media — Data Link

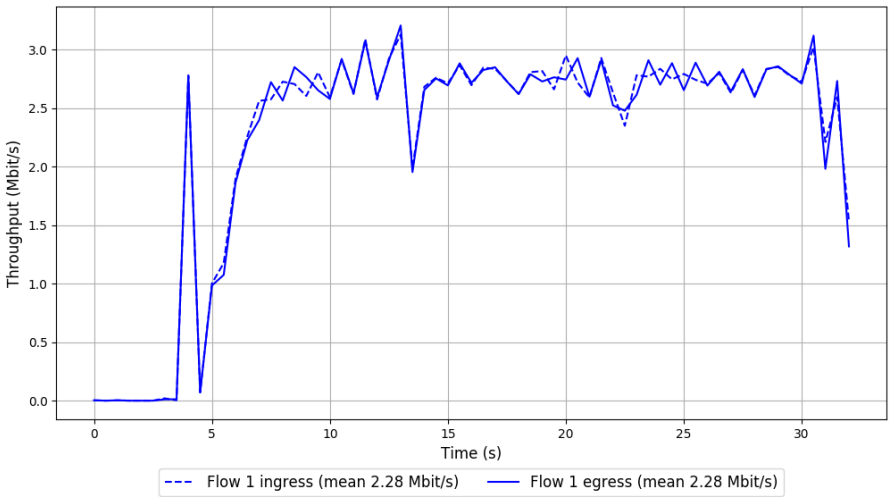

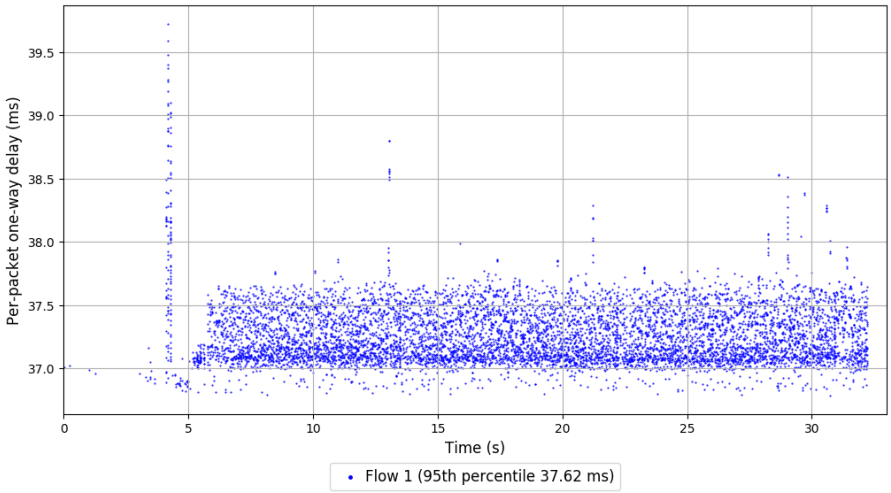

```
Run 3: Statistics of WebRTC media

Start at: Sun, 16 Jul 2017 23:16:14 +0000
End at: Sun, 16 Jul 2017 23:16:44 +0000
Local clock offset: 1.141 ms
Remote clock offset: -1.54 ms

# Below is generated by plot.py at Mon, 17 Jul 2017 02:20:04 +0000
# Datalink statistics
-- Total of 1 flow:
Average throughput: 2.27 Mbit/s
95th percentile per-packet one-way delay: 40.122 ms
Loss rate: 0.34%
-- Flow 1:
Average throughput: 2.27 Mbit/s
95th percentile per-packet one-way delay: 40.122 ms
Loss rate: 0.34%
```

Run 3: Report of WebRTC media — Data Link

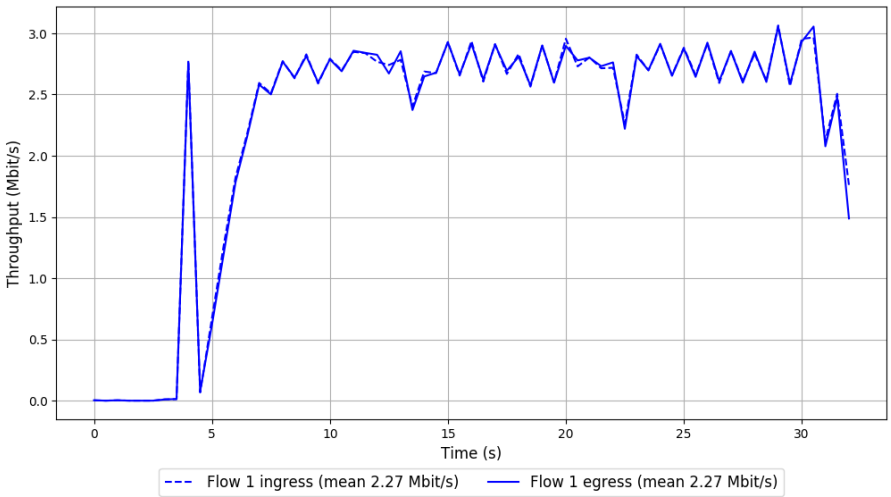

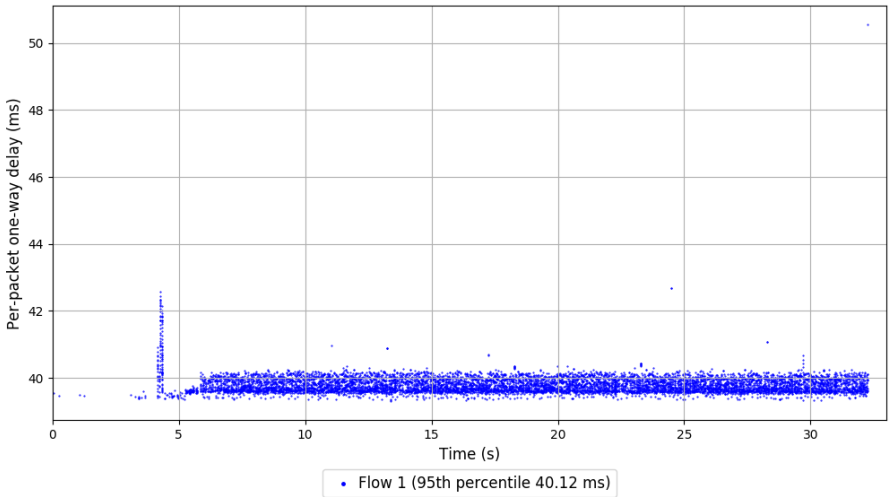

```
Run 4: Statistics of WebRTC media

Start at: Sun, 16 Jul 2017 23:35:56 +0000
End at: Sun, 16 Jul 2017 23:36:26 +0000
Local clock offset: 1.339 ms
Remote clock offset: -2.022 ms

# Below is generated by plot.py at Mon, 17 Jul 2017 02:20:04 +0000
# Datalink statistics
-- Total of 1 flow:
Average throughput: 2.27 Mbit/s
95th percentile per-packet one-way delay: 40.354 ms
Loss rate: 0.31%
-- Flow 1:
Average throughput: 2.27 Mbit/s
95th percentile per-packet one-way delay: 40.354 ms
Loss rate: 0.31%
```

Run 4: Report of WebRTC media — Data Link

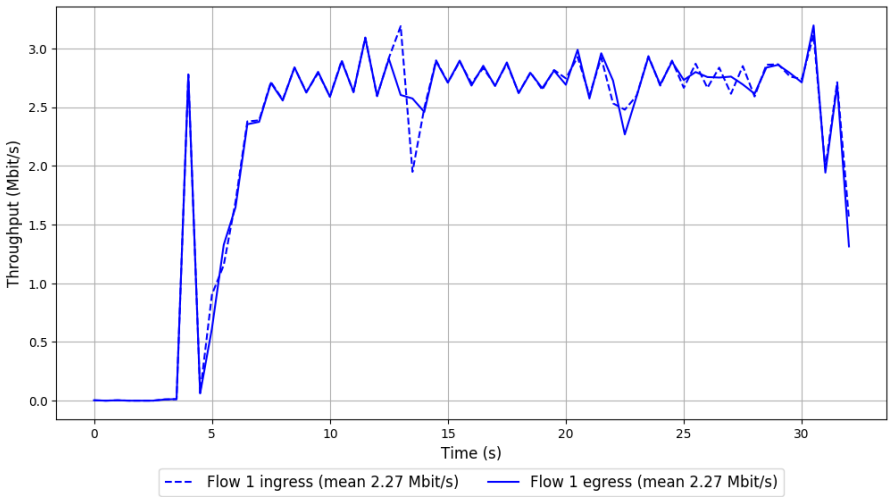

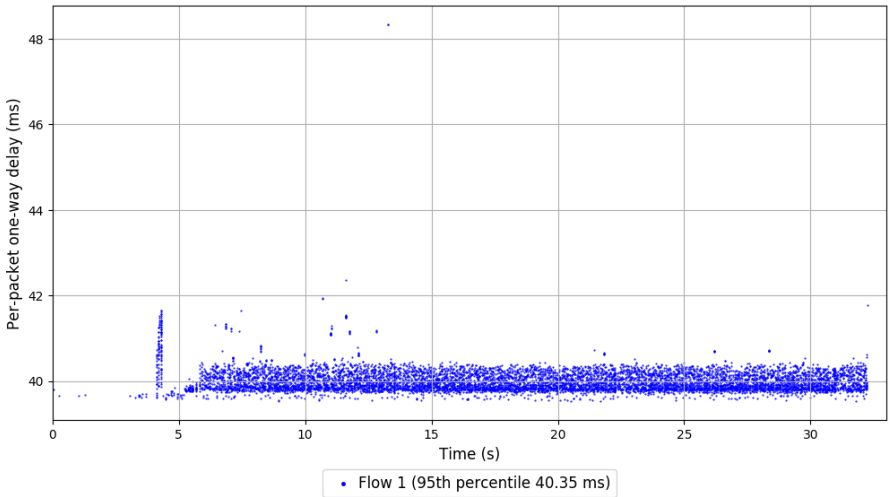

```
Run 5: Statistics of WebRTC media

Start at: Sun, 16 Jul 2017 23:55:38 +0000
End at: Sun, 16 Jul 2017 23:56:08 +0000
Local clock offset: 1.156 ms
Remote clock offset: -2.376 ms

# Below is generated by plot.py at Mon, 17 Jul 2017 02:20:04 +0000
# Datalink statistics
-- Total of 1 flow:
Average throughput: 2.27 Mbit/s
95th percentile per-packet one-way delay: 40.119 ms
Loss rate: 0.37%
-- Flow 1:
Average throughput: 2.27 Mbit/s
95th percentile per-packet one-way delay: 40.119 ms
Loss rate: 0.37%
```

Run 5: Report of WebRTC media — Data Link

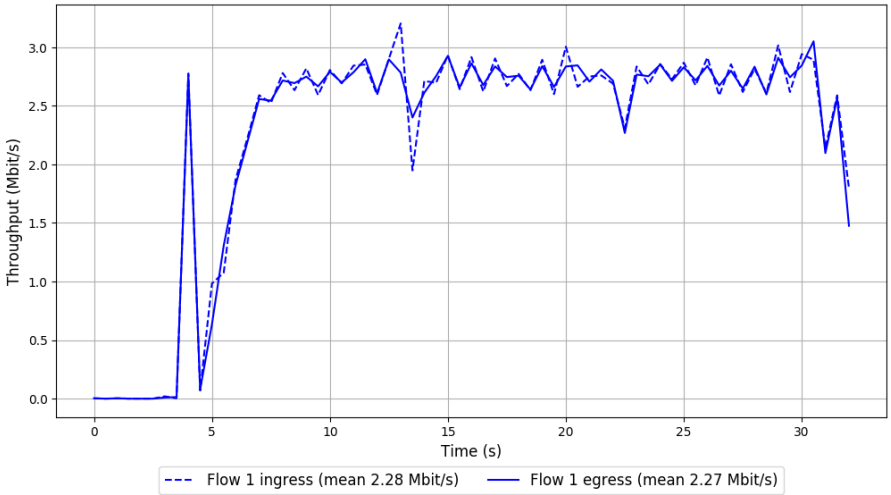

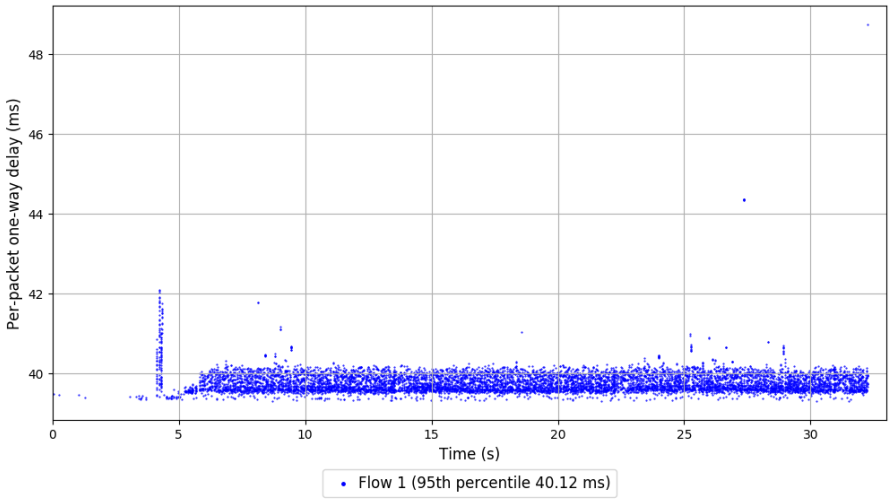

```
Run 6: Statistics of WebRTC media

Start at: Mon, 17 Jul 2017 00:15:24 +0000
End at: Mon, 17 Jul 2017 00:15:54 +0000
Local clock offset: 1.092 ms
Remote clock offset: -2.899 ms

# Below is generated by plot.py at Mon, 17 Jul 2017 02:20:05 +0000
# Datalink statistics
-- Total of 1 flow:
Average throughput: 2.27 Mbit/s
95th percentile per-packet one-way delay: 40.403 ms
Loss rate: 0.43%
-- Flow 1:
Average throughput: 2.27 Mbit/s
95th percentile per-packet one-way delay: 40.403 ms
Loss rate: 0.43%
```

Run 6: Report of WebRTC media — Data Link

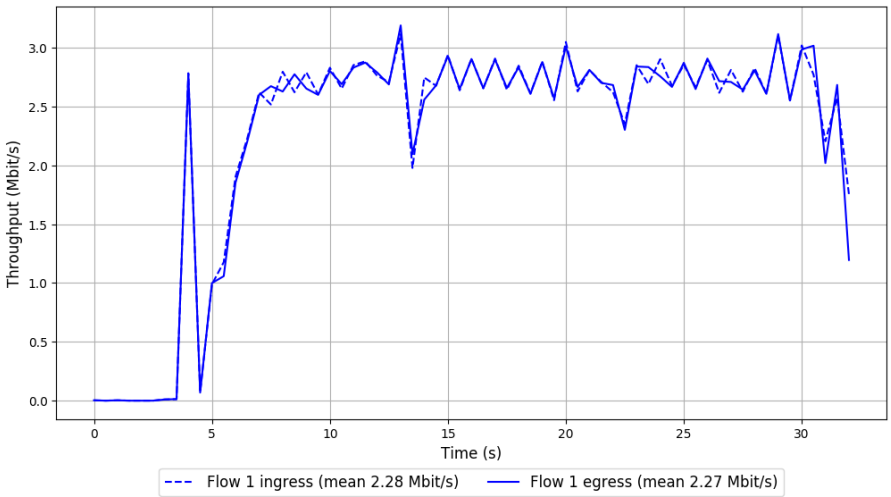

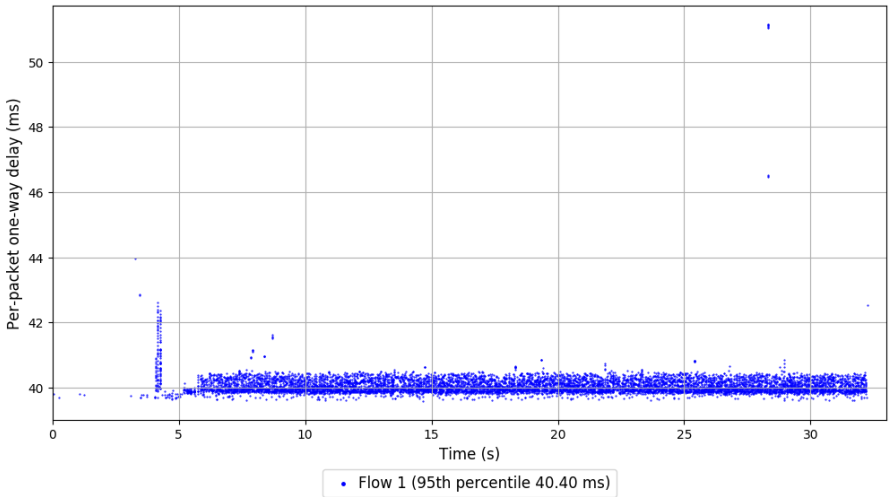

```
Run 7: Statistics of WebRTC media

Start at: Mon, 17 Jul 2017 00:35:06 +0000
End at: Mon, 17 Jul 2017 00:35:36 +0000
Local clock offset: 0.793 ms
Remote clock offset: -1.225 ms

# Below is generated by plot.py at Mon, 17 Jul 2017 02:20:06 +0000
# Datalink statistics
-- Total of 1 flow:
Average throughput: 2.27 Mbit/s
95th percentile per-packet one-way delay: 37.796 ms
Loss rate: 0.31%
-- Flow 1:
Average throughput: 2.27 Mbit/s
95th percentile per-packet one-way delay: 37.796 ms
Loss rate: 0.31%
```

Run 7: Report of WebRTC media — Data Link

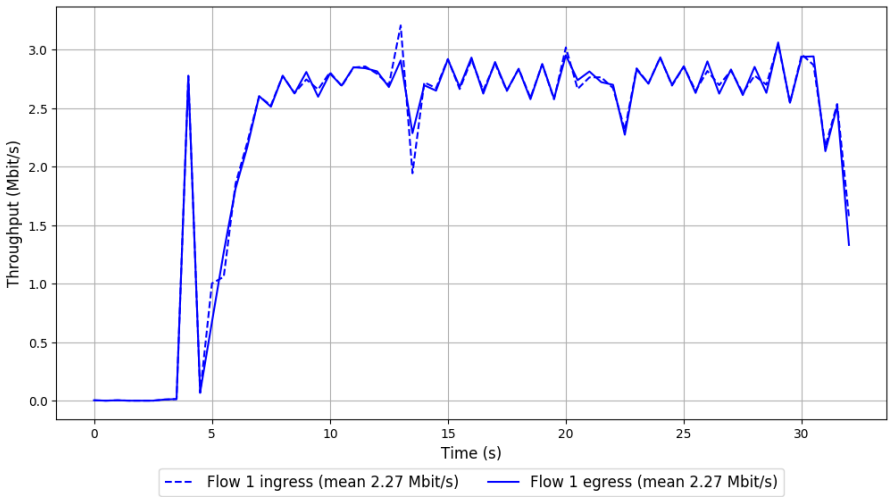

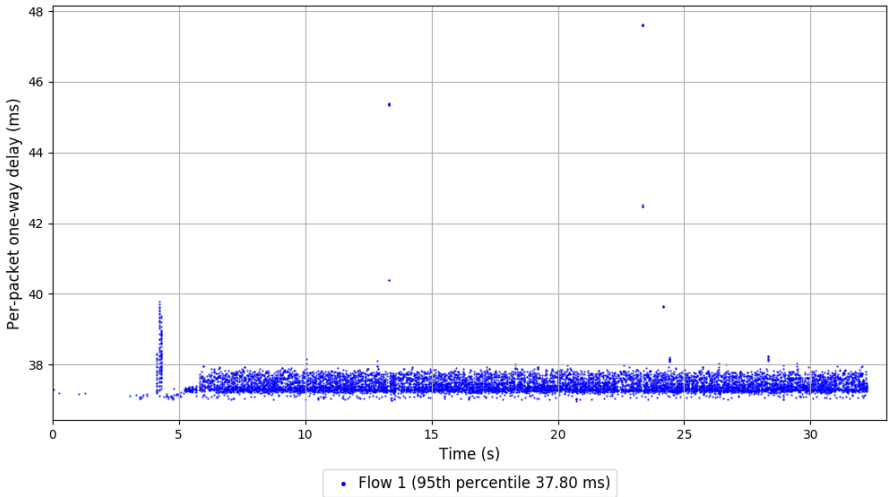

```
Run 8: Statistics of WebRTC media

Start at: Mon, 17 Jul 2017 00:54:52 +0000
End at: Mon, 17 Jul 2017 00:55:22 +0000
Local clock offset: 0.619 ms
Remote clock offset: -1.425 ms

# Below is generated by plot.py at Mon, 17 Jul 2017 02:20:07 +0000
# Datalink statistics
-- Total of 1 flow:
Average throughput: 2.28 Mbit/s
95th percentile per-packet one-way delay: 38.229 ms
Loss rate: 0.30%
-- Flow 1:
Average throughput: 2.28 Mbit/s
95th percentile per-packet one-way delay: 38.229 ms
Loss rate: 0.30%
```

Run 8: Report of WebRTC media — Data Link

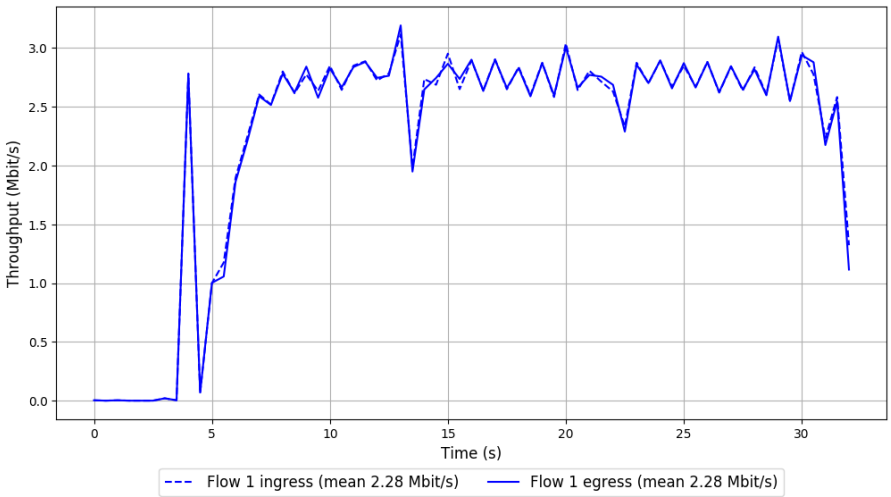

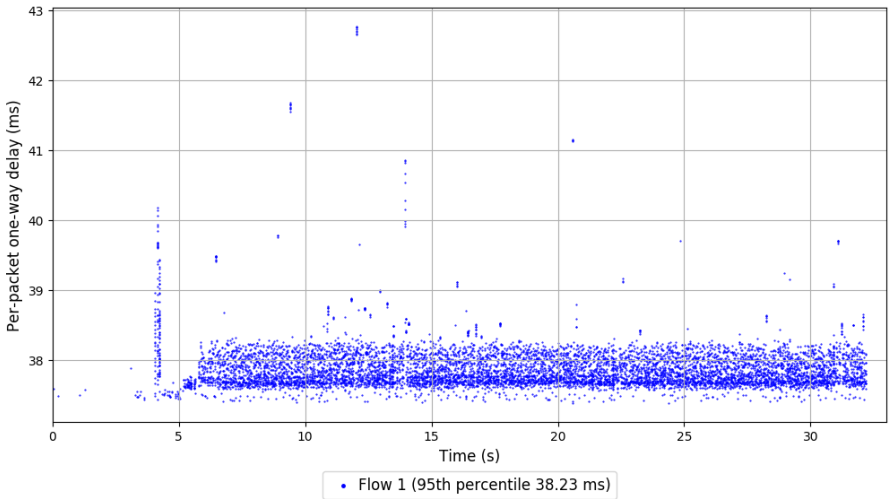

```
Run 9: Statistics of WebRTC media

Start at: Mon, 17 Jul 2017 01:14:36 +0000
End at: Mon, 17 Jul 2017 01:15:06 +0000
Local clock offset: 0.394 ms
Remote clock offset: -3.826 ms

# Below is generated by plot.py at Mon, 17 Jul 2017 02:20:07 +0000
# Datalink statistics
-- Total of 1 flow:
Average throughput: 2.27 Mbit/s
95th percentile per-packet one-way delay: 40.428 ms
Loss rate: 0.40%
-- Flow 1:
Average throughput: 2.27 Mbit/s
95th percentile per-packet one-way delay: 40.428 ms
Loss rate: 0.40%
```

Run 9: Report of WebRTC media — Data Link

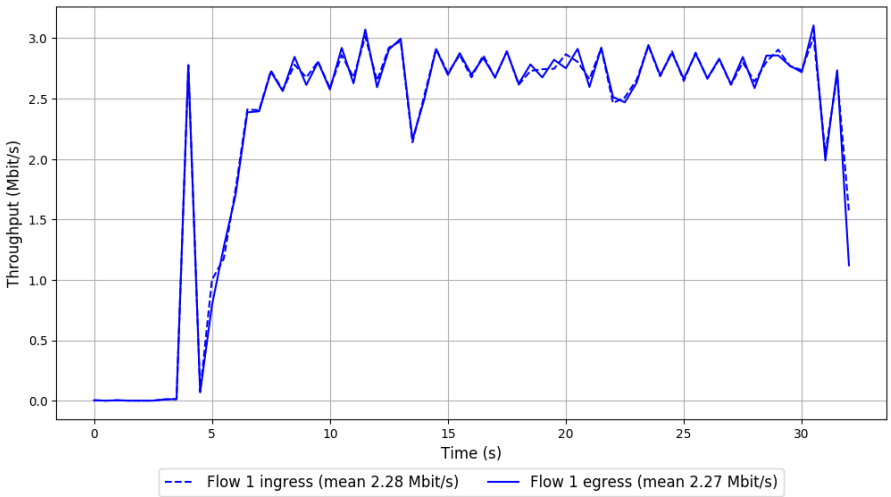

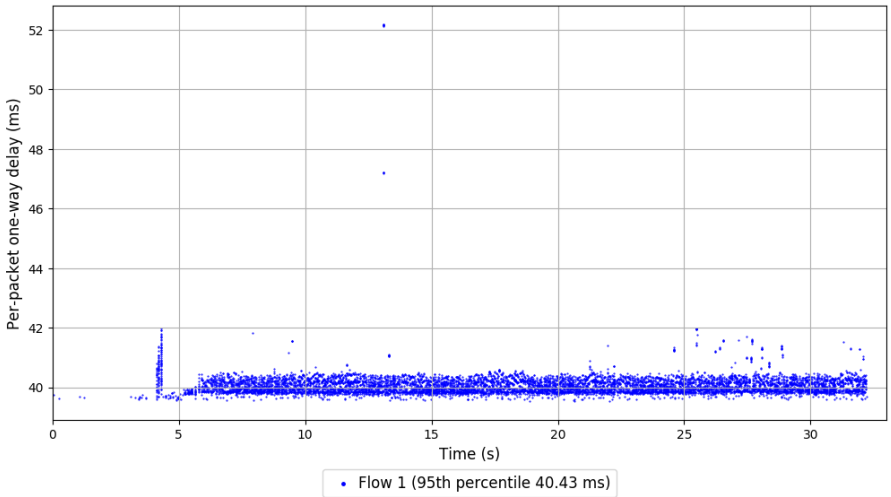

```
Run 10: Statistics of WebRTC media

Start at: Mon, 17 Jul 2017 01:34:26 +0000
End at: Mon, 17 Jul 2017 01:34:56 +0000
Local clock offset: 0.288 ms
Remote clock offset: -1.561 ms

# Below is generated by plot.py at Mon, 17 Jul 2017 02:20:08 +0000
# Datalink statistics
-- Total of 1 flow:
Average throughput: 2.28 Mbit/s
95th percentile per-packet one-way delay: 37.892 ms
Loss rate: 0.30%
-- Flow 1:
Average throughput: 2.28 Mbit/s
95th percentile per-packet one-way delay: 37.892 ms
Loss rate: 0.30%
```

Run 10: Report of WebRTC media — Data Link