Pantheon Report

Generated at 2018-01-25 12:34:37 (UTC).
Data path: Colombia Ethernet (*remote*) →AWS Brazil 2 Ethernet (*local*).
Repeated the test of 15 congestion control schemes 10 times.
Each test lasted for 30 seconds running 1 flow.
Increased UDP receive buffer to 16 MB (default) and 32 MB (max).
Tested BBR with qdisc of Fair Queuing (`fq`), and other schemes with the default Linux qdisc (`pfifo_fast`).
NTP offsets were measured against `gps.ntp.br` and have been applied to correct the timestamps in logs.

```
Git summary:
branch: master @ 636f858be90392c1dac0ee13c40fd1646f45f9e2
third_party/calibrated_koho @ 3cb73c0d1c0322cdfae446ea37a522e53227db50
 M datagrump/sender.cc
third_party/fillp @ ec9585325218d5048c4d4152fa42240af54c6e67
third_party/genericCC @ 80b516c448f795fd6e9675f7177b69c622f07da8
third_party/indigo @ a9b2060d39e4da2e8987e893e3eca2a6c7cd0ab9
third_party/indigo-1-layer-128-unit @ 3ae9e4ef4230db7484501f82ce8b377695f2f66d
third_party/indigo-1-layer-32-unit @ 2601c92e4aa9d58d38dc4dfe0ecdbf90c077e64d
third_party/indigo-1-layer-32-unit-no-calib @ 1f3a7f75b41135ed5b540c0fd3505939528e2a5f
third_party/indigo-no-calib @ 7224f2202e8a044d8306fa0b983ad84360c53d89
third_party/koho_cc @ f0f2e693303aee82ea808e6928eac4f1083a6681
 M datagrump/sender.cc
third_party/libutp @ b3465b942e2826f2b179eaab4a906ce6bb7cf3cf
third_party/pantheon-tunnel @ fb1053193c2861da659ba9013db26744ccfcf993
third_party/pcc @ 1afc958fa0d66d18b623c091a55fec872b4981e1
 M receiver/src/buffer.h
 M receiver/src/core.cpp
 M sender/src/buffer.h
 M sender/src/core.cpp
third_party/proto-quic @ 77961f1a82733a86b42f1bc8143ebc978f3cff42
third_party/scream @ c3370fd7bd17265a79aeb34e4016ad23f5965885
third_party/sourdough @ f1a14bffe749737437f61b1eaeeb30b267cde681
third_party/sprout @ 6f2efe6e088d91066a9f023df375eee2665089ce
 M src/examples/cellsim.cc
 M src/examples/sproutbt2.cc
 M src/network/sproutconn.cc
third_party/verus @ d4b447ea74c6c60a261149af2629562939f9a494
 M src/verus.hpp
 M tools/plot.py
third_party/vivace @ 423cbca3e8ea1d599e7b5cf725835e8a2b6bfac6
third_party/webrtc @ a488197ddd041ace68a42849b2540ad834825f42
```

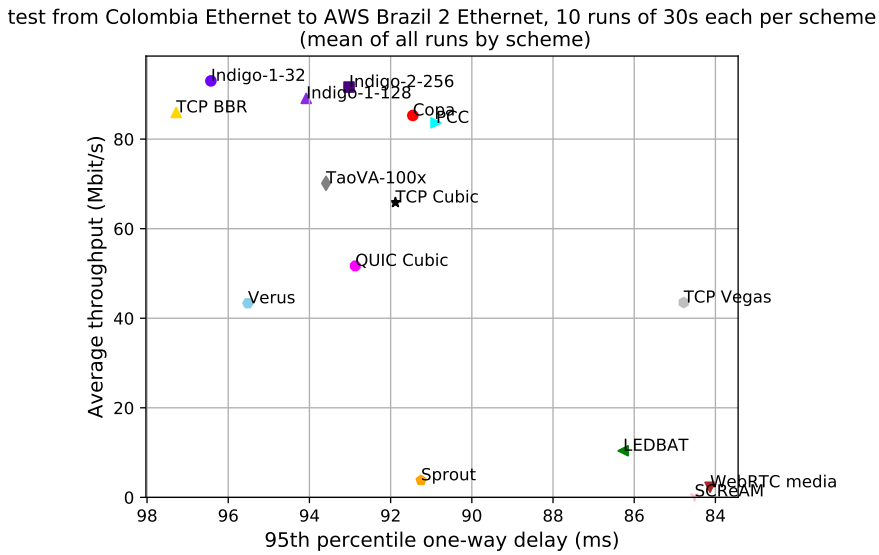
test from Colombia Ethernet to AWS Brazil 2 Ethernet, 10 runs of 30s each per scheme
(mean of all runs by scheme)
Indigo-1-32
Indigo-2-256
Indigo-1-128
TCP BBR
Copa
PCC
TaoVA-100x
TCP Cubic
QUIC Cubic
Verus
TCP Vegas
LEDBAT
Sprout
WebRTC media
SCReAM
Average throughput (Mbit/s)
95th percentile one-way delay (ms)

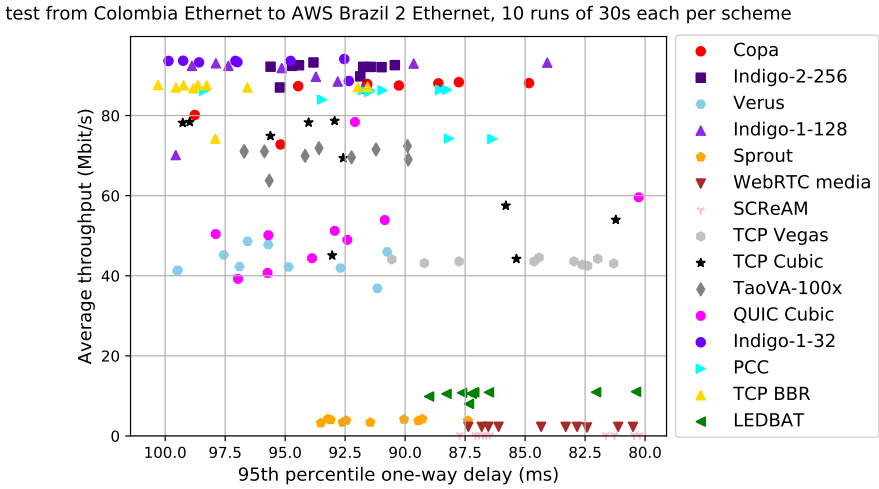
test from Colombia Ethernet to AWS Brazil 2 Ethernet, 10 runs of 30s each per scheme
Average throughput (Mbit/s)
95th percentile one-way delay (ms)
Copa
Indigo-2-256
Verus
Indigo-1-128
Sprout
WebRTC media
SCReAM
TCP Vegas
TCP Cubic
TaoVA-100x
QUIC Cubic
Indigo-1-32
PCC
TCP BBR
LEDBAT

scheme	# runs	mean avg tput (Mbit/s) flow 1	mean 95th-%ile delay (ms) flow 1	mean loss rate (%) flow 1
TCP BBR	10	85.96	97.28	0.94
TCP Cubic	10	65.85	91.88	0.76
LEDBAT	10	10.40	86.27	1.23
PCC	10	83.63	90.88	1.01
QUIC Cubic	10	51.69	92.87	1.22
SCReAM	10	0.22	84.51	0.52
WebRTC media	10	2.25	84.13	0.70
Sprout	10	3.82	91.25	0.64
TaoVA-100x	10	70.12	93.59	1.41
TCP Vegas	10	43.50	84.78	0.70
Verus	10	43.34	95.52	0.49
Copa	9	85.28	91.45	1.76
Indigo-2-256	10	91.62	93.02	0.91
Indigo-1-32	8	93.00	96.43	1.29
Indigo-1-128	10	89.09	94.08	1.26

```
Run 1: Statistics of TCP BBR

Start at: 2018-01-25 05:54:46
End at: 2018-01-25 05:55:16
Local clock offset: 0.302 ms
Remote clock offset: -4.819 ms

# Below is generated by plot.py at 2018-01-25 12:18:17
# Datalink statistics
-- Total of 1 flow:
Average throughput: 87.00 Mbit/s
95th percentile per-packet one-way delay: 96.572 ms
Loss rate: 0.70%
-- Flow 1:
Average throughput: 87.00 Mbit/s
95th percentile per-packet one-way delay: 96.572 ms
Loss rate: 0.70%
```

Run 1: Report of TCP BBR — Data Link

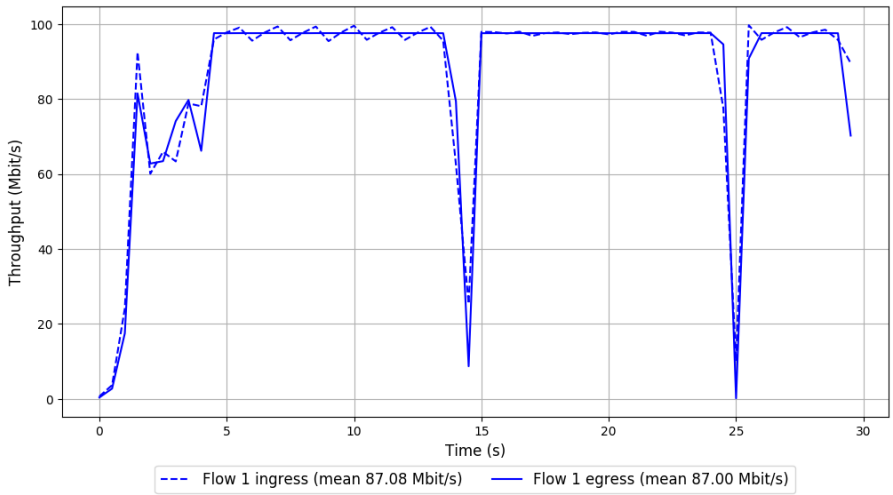

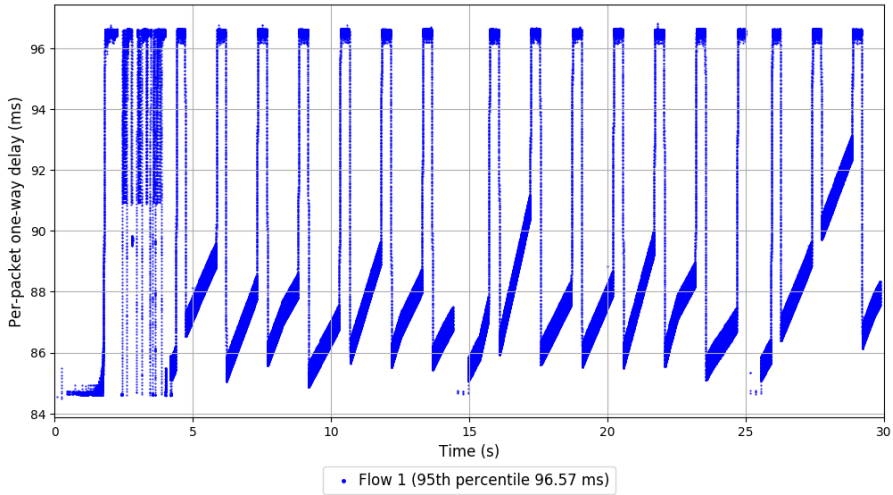

```
Run 2: Statistics of TCP BBR

Start at: 2018-01-25 06:14:37
End at: 2018-01-25 06:15:07
Local clock offset: 0.199 ms
Remote clock offset: -6.033 ms

# Below is generated by plot.py at 2018-01-25 12:18:19
# Datalink statistics
-- Total of 1 flow:
Average throughput: 87.54 Mbit/s
95th percentile per-packet one-way delay: 98.272 ms
Loss rate: 0.68%
-- Flow 1:
Average throughput: 87.54 Mbit/s
95th percentile per-packet one-way delay: 98.272 ms
Loss rate: 0.68%
```

Run 2: Report of TCP BBR — Data Link

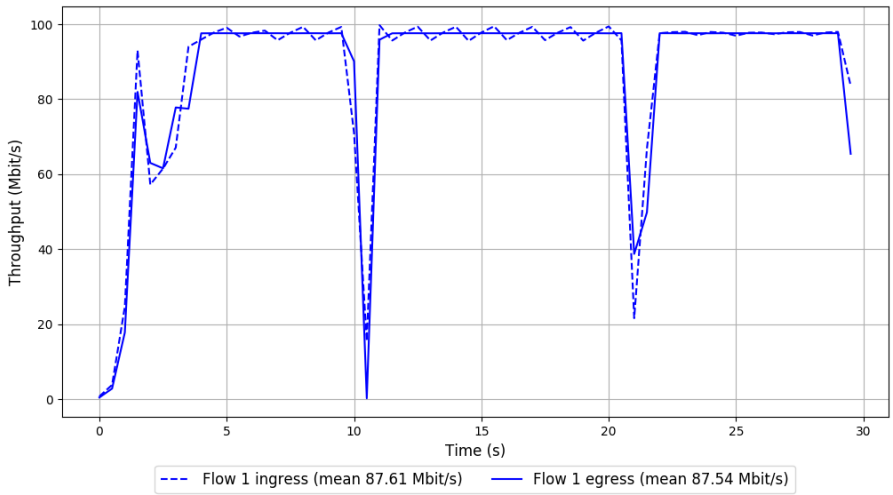

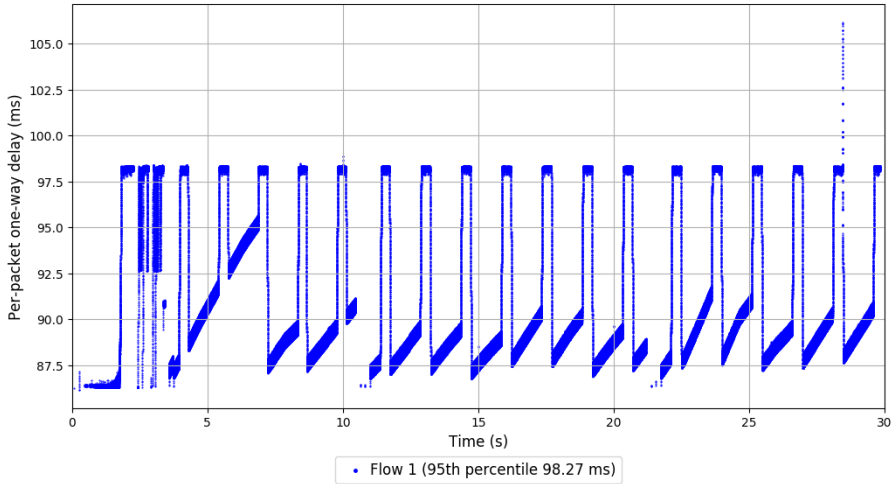

```
Run 3: Statistics of TCP BBR

Start at: 2018-01-25 06:34:24
End at: 2018-01-25 06:34:54
Local clock offset: 0.141 ms
Remote clock offset: 0.801 ms

# Below is generated by plot.py at 2018-01-25 12:18:19
# Datalink statistics
-- Total of 1 flow:
Average throughput: 87.14 Mbit/s
95th percentile per-packet one-way delay: 91.564 ms
Loss rate: 0.73%
-- Flow 1:
Average throughput: 87.14 Mbit/s
95th percentile per-packet one-way delay: 91.564 ms
Loss rate: 0.73%
```

Run 3: Report of TCP BBR — Data Link

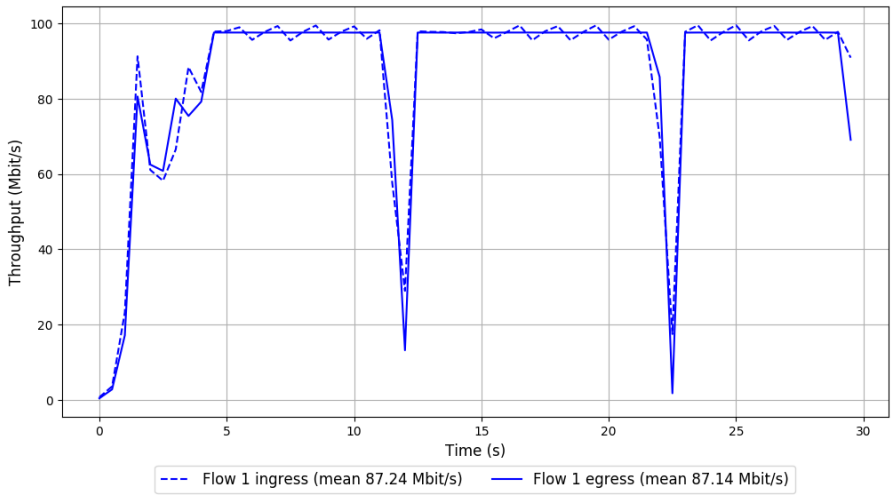

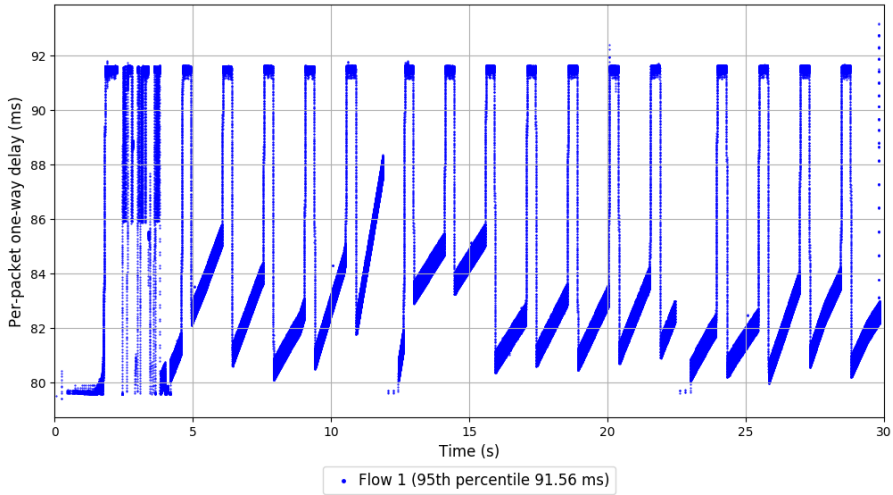

```
Run 4: Statistics of TCP BBR

Start at: 2018-01-25 06:54:11
End at: 2018-01-25 06:54:41
Local clock offset: 0.276 ms
Remote clock offset: -4.43 ms

# Below is generated by plot.py at 2018-01-25 12:18:19
# Datalink statistics
-- Total of 1 flow:
Average throughput: 87.58 Mbit/s
95th percentile per-packet one-way delay: 99.231 ms
Loss rate: 0.69%
-- Flow 1:
Average throughput: 87.58 Mbit/s
95th percentile per-packet one-way delay: 99.231 ms
Loss rate: 0.69%
```

Run 4: Report of TCP BBR — Data Link

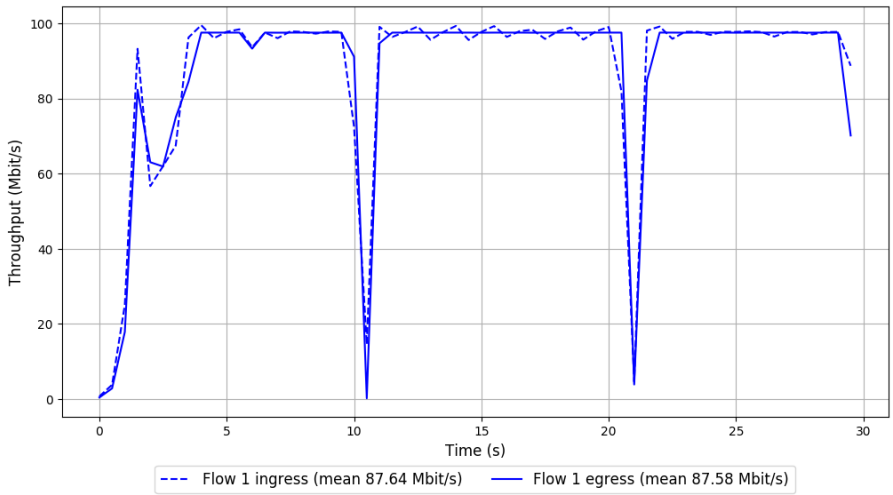

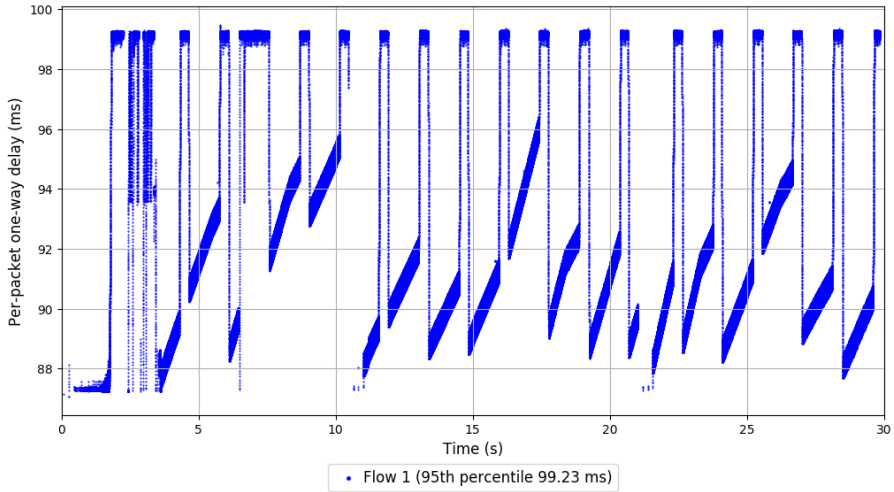

```
Run 5: Statistics of TCP BBR

Start at: 2018-01-25 07:14:01
End at: 2018-01-25 07:14:31
Local clock offset: 0.277 ms
Remote clock offset: -5.248 ms

# Below is generated by plot.py at 2018-01-25 12:18:19
# Datalink statistics
-- Total of 1 flow:
Average throughput: 87.63 Mbit/s
95th percentile per-packet one-way delay: 100.297 ms
Loss rate: 0.72%
-- Flow 1:
Average throughput: 87.63 Mbit/s
95th percentile per-packet one-way delay: 100.297 ms
Loss rate: 0.72%
```

Run 5: Report of TCP BBR — Data Link

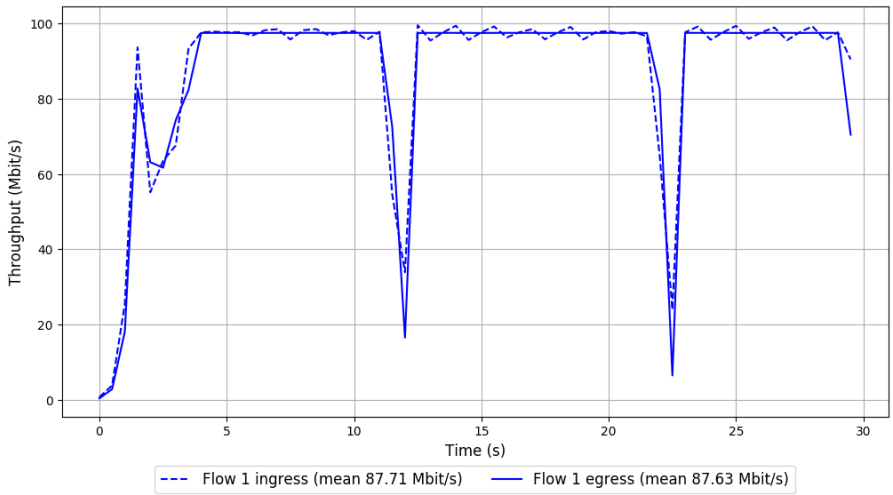

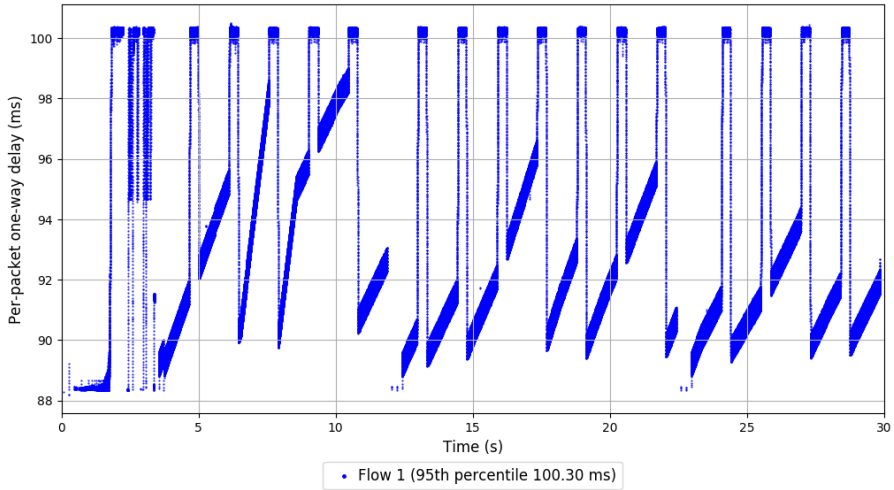

```
Run 6: Statistics of TCP BBR

Start at: 2018-01-25 07:33:47
End at: 2018-01-25 07:34:17
Local clock offset: 0.224 ms
Remote clock offset: -5.494 ms

# Below is generated by plot.py at 2018-01-25 12:18:20
# Datalink statistics
-- Total of 1 flow:
Average throughput: 87.59 Mbit/s
95th percentile per-packet one-way delay: 98.638 ms
Loss rate: 0.72%
-- Flow 1:
Average throughput: 87.59 Mbit/s
95th percentile per-packet one-way delay: 98.638 ms
Loss rate: 0.72%
```

Run 6: Report of TCP BBR — Data Link

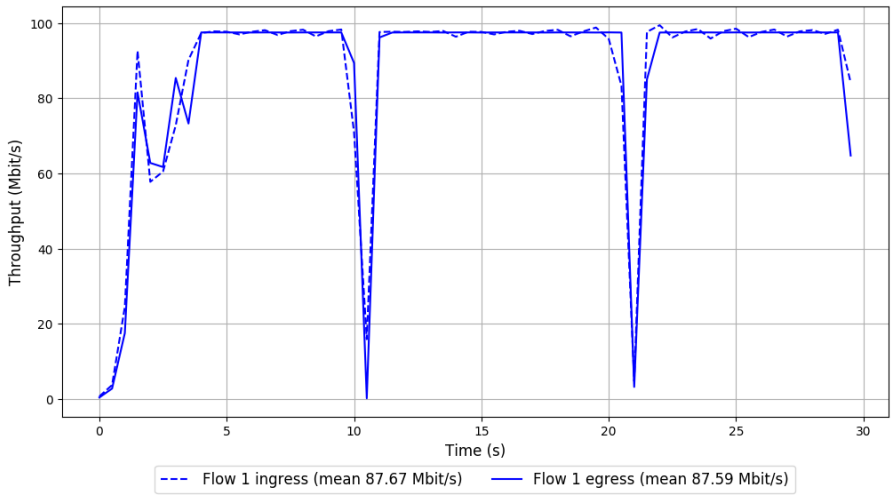

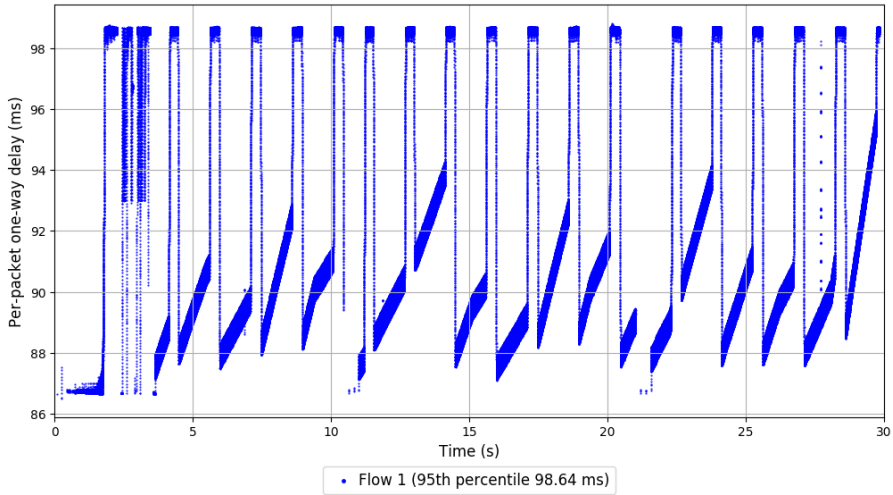

```
Run 7: Statistics of TCP BBR

Start at: 2018-01-25 07:53:32
End at: 2018-01-25 07:54:02
Local clock offset: 0.135 ms
Remote clock offset: -4.708 ms

# Below is generated by plot.py at 2018-01-25 12:18:20
# Datalink statistics
-- Total of 1 flow:
Average throughput: 74.26 Mbit/s
95th percentile per-packet one-way delay: 97.910 ms
Loss rate: 3.01%
-- Flow 1:
Average throughput: 74.26 Mbit/s
95th percentile per-packet one-way delay: 97.910 ms
Loss rate: 3.01%
```

Run 7: Report of TCP BBR — Data Link

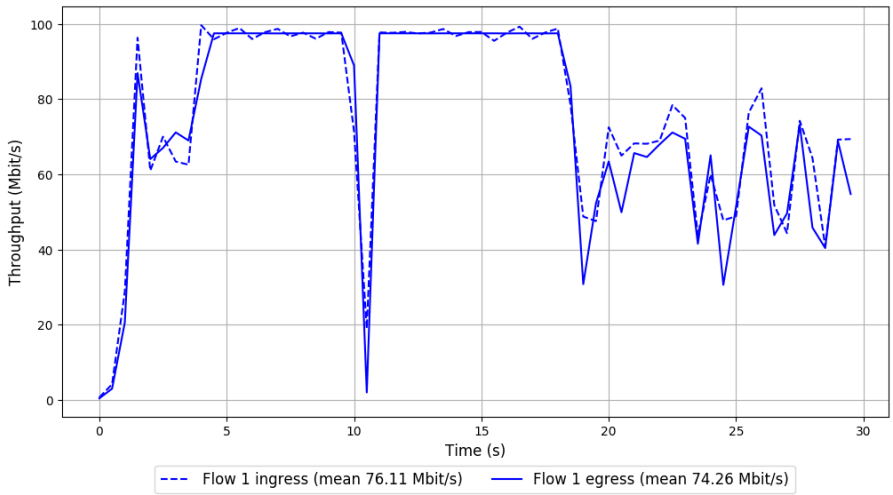

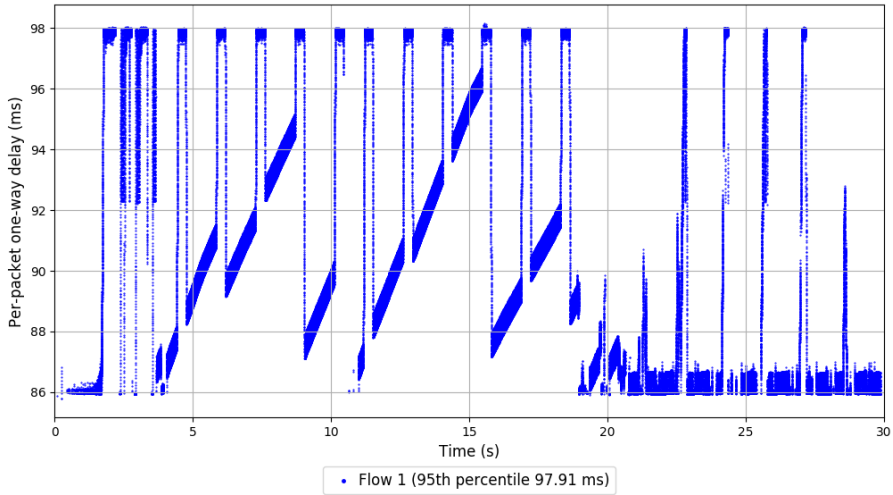

```
Run 8: Statistics of TCP BBR

Start at: 2018-01-25 08:13:11
End at: 2018-01-25 08:13:41
Local clock offset: 0.14 ms
Remote clock offset: -5.765 ms

# Below is generated by plot.py at 2018-01-25 12:18:20
# Datalink statistics
-- Total of 1 flow:
Average throughput: 86.78 Mbit/s
95th percentile per-packet one-way delay: 98.827 ms
Loss rate: 0.73%
-- Flow 1:
Average throughput: 86.78 Mbit/s
95th percentile per-packet one-way delay: 98.827 ms
Loss rate: 0.73%
```

Run 8: Report of TCP BBR — Data Link

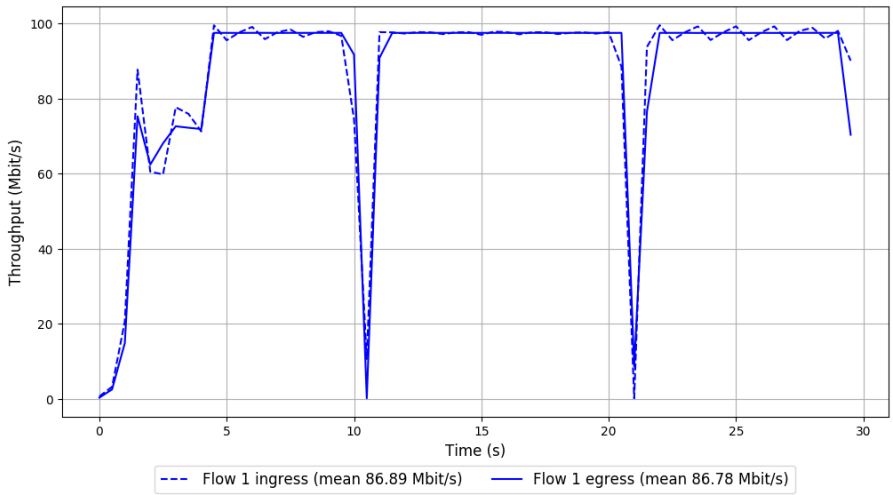

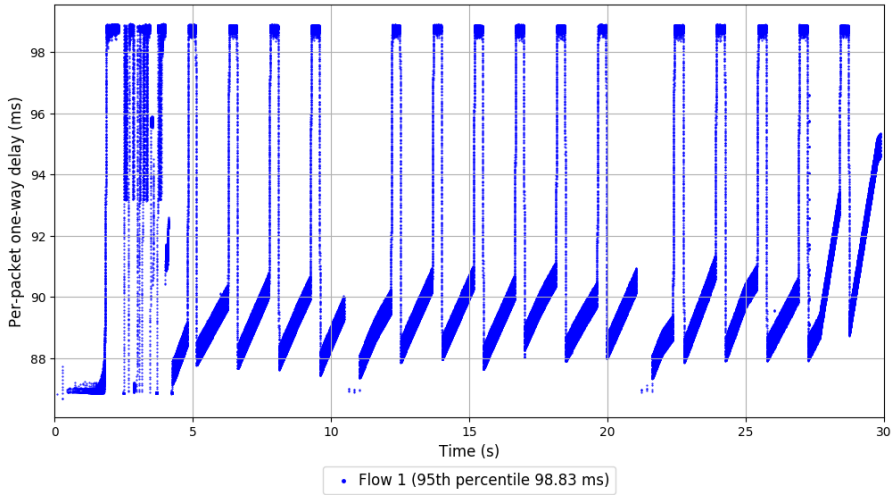

```
Run 9: Statistics of TCP BBR

Start at: 2018-01-25 08:32:57
End at: 2018-01-25 08:33:27
Local clock offset: -0.222 ms
Remote clock offset: -5.268 ms

# Below is generated by plot.py at 2018-01-25 12:19:26
# Datalink statistics
-- Total of 1 flow:
Average throughput: 87.02 Mbit/s
95th percentile per-packet one-way delay: 99.547 ms
Loss rate: 0.71%
-- Flow 1:
Average throughput: 87.02 Mbit/s
95th percentile per-packet one-way delay: 99.547 ms
Loss rate: 0.71%
```

Run 9: Report of TCP BBR — Data Link

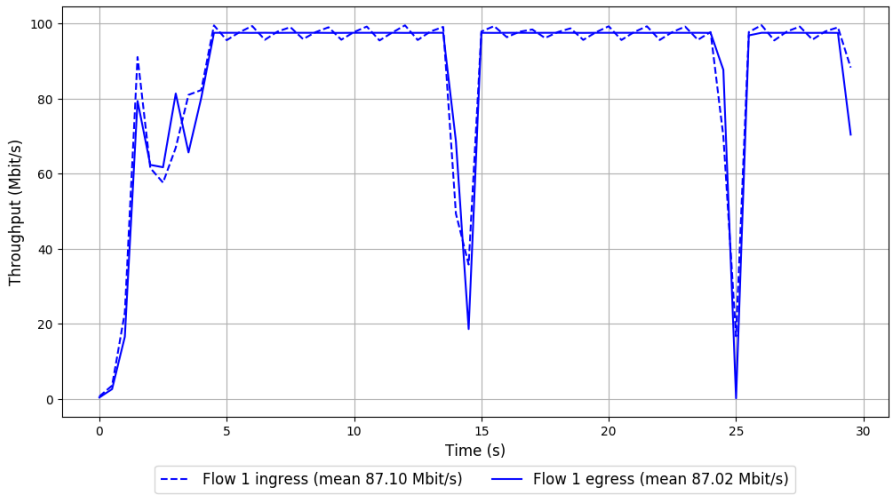

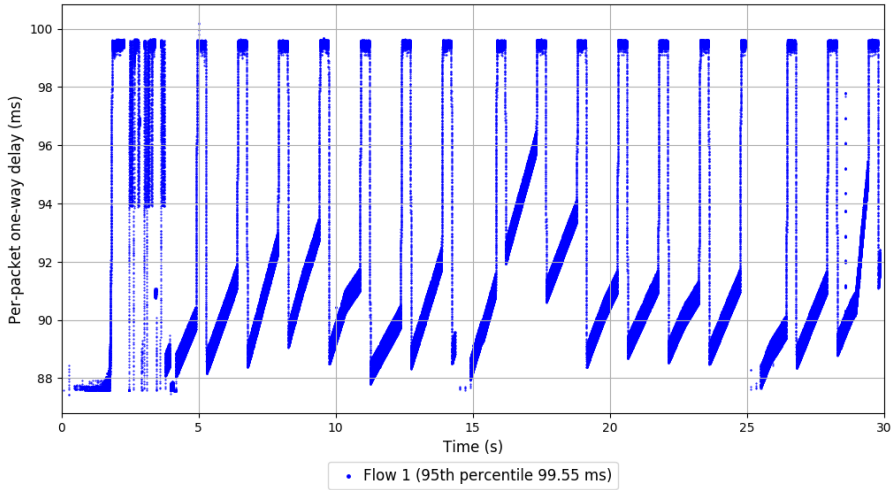

```
Run 10: Statistics of TCP BBR

Start at: 2018-01-25 08:52:46
End at: 2018-01-25 08:53:16
Local clock offset: -0.569 ms
Remote clock offset: 0.259 ms

# Below is generated by plot.py at 2018-01-25 12:19:35
# Datalink statistics
-- Total of 1 flow:
Average throughput: 87.08 Mbit/s
95th percentile per-packet one-way delay: 91.966 ms
Loss rate: 0.71%
-- Flow 1:
Average throughput: 87.08 Mbit/s
95th percentile per-packet one-way delay: 91.966 ms
Loss rate: 0.71%
```

Run 10: Report of TCP BBR — Data Link

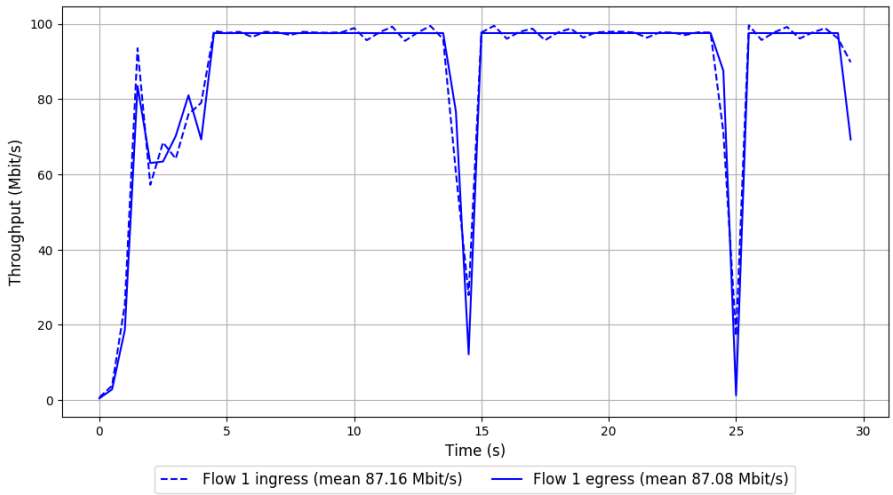

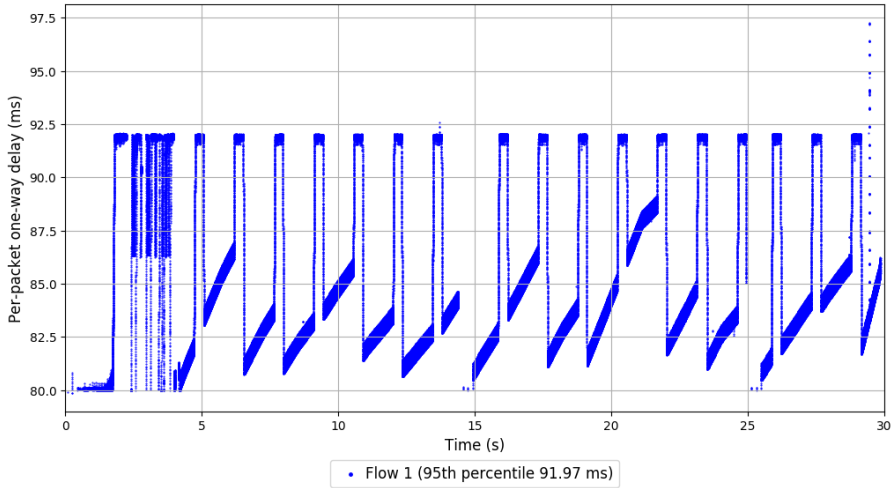

```
Run 1: Statistics of TCP Cubic

Start at: 2018-01-25 05:46:15
End at: 2018-01-25 05:46:45
Local clock offset: 0.328 ms
Remote clock offset: -0.555 ms

# Below is generated by plot.py at 2018-01-25 12:19:35
# Datalink statistics
-- Total of 1 flow:
Average throughput: 78.27 Mbit/s
95th percentile per-packet one-way delay: 94.022 ms
Loss rate: 0.65%
-- Flow 1:
Average throughput: 78.27 Mbit/s
95th percentile per-packet one-way delay: 94.022 ms
Loss rate: 0.65%
```

Run 1: Report of TCP Cubic — Data Link

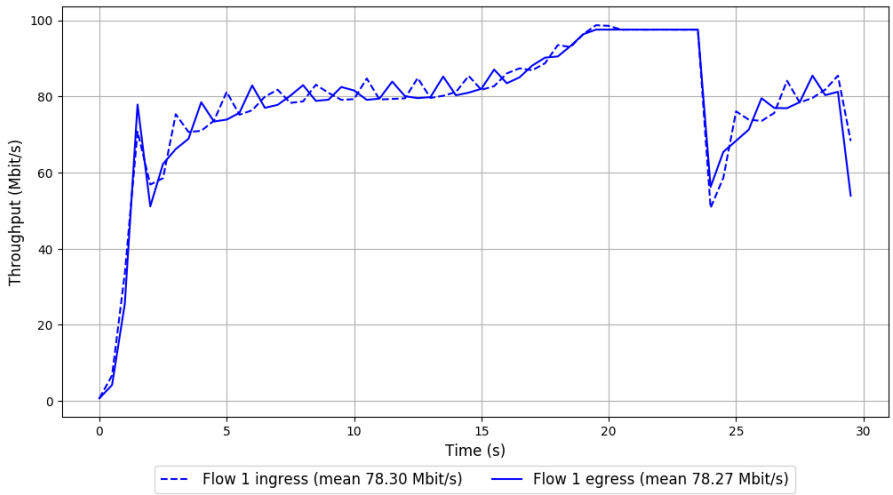

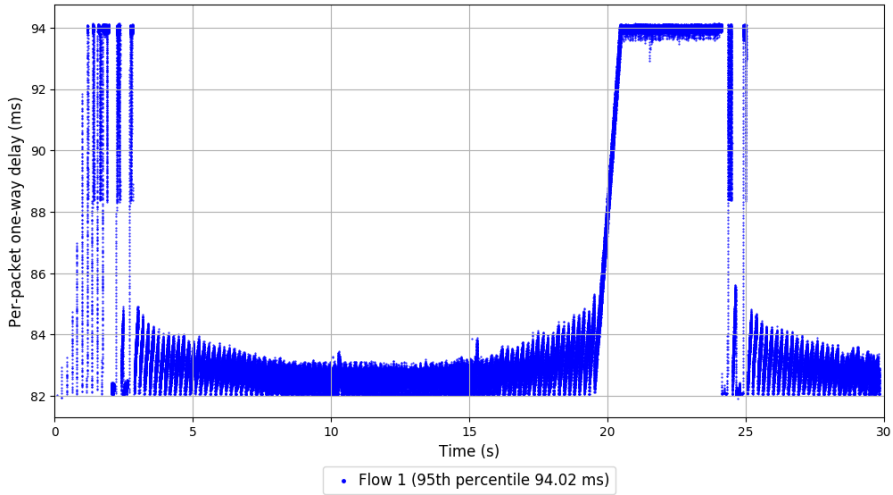

```
Run 2: Statistics of TCP Cubic

Start at: 2018-01-25 06:06:06
End at: 2018-01-25 06:06:36
Local clock offset: 0.275 ms
Remote clock offset: -5.156 ms

# Below is generated by plot.py at 2018-01-25 12:19:35
# Datalink statistics
-- Total of 1 flow:
Average throughput: 74.91 Mbit/s
95th percentile per-packet one-way delay: 95.613 ms
Loss rate: 0.55%
-- Flow 1:
Average throughput: 74.91 Mbit/s
95th percentile per-packet one-way delay: 95.613 ms
Loss rate: 0.55%
```

Run 2: Report of TCP Cubic — Data Link

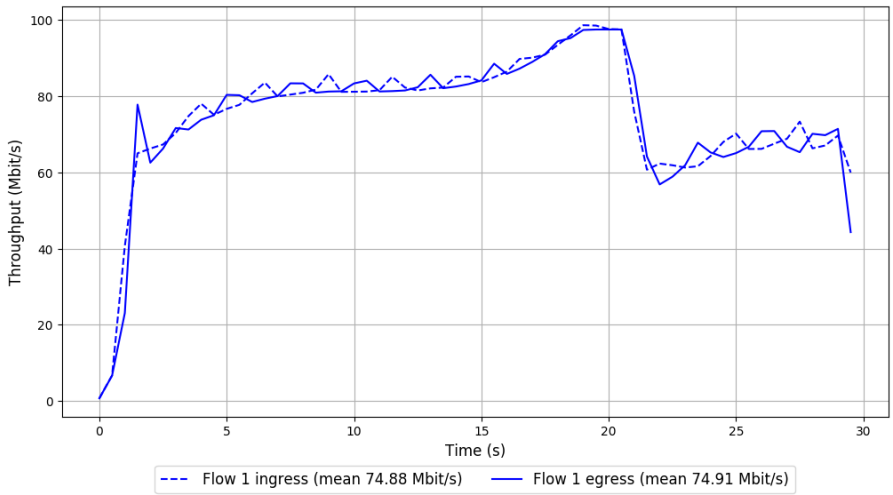

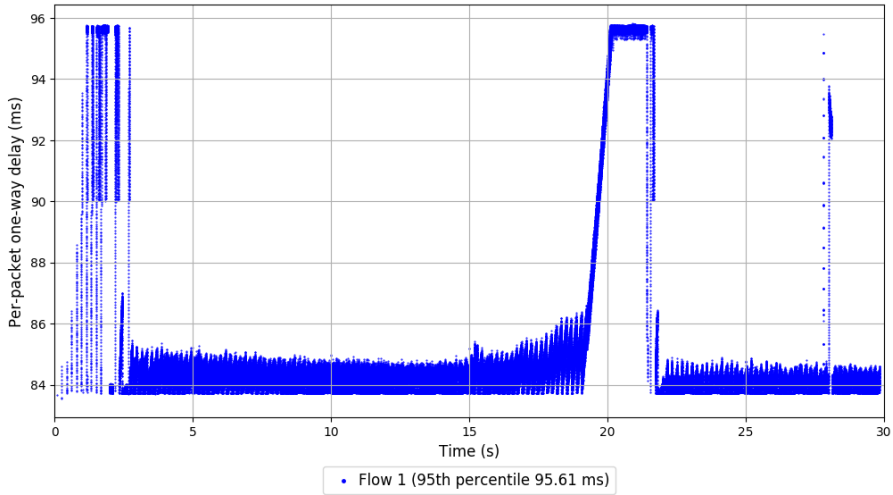

```
Run 3: Statistics of TCP Cubic

Start at: 2018-01-25 06:25:51
End at: 2018-01-25 06:26:21
Local clock offset: 0.191 ms
Remote clock offset: -6.017 ms

# Below is generated by plot.py at 2018-01-25 12:19:35
# Datalink statistics
-- Total of 1 flow:
Average throughput: 57.50 Mbit/s
95th percentile per-packet one-way delay: 85.803 ms
Loss rate: 0.92%
-- Flow 1:
Average throughput: 57.50 Mbit/s
95th percentile per-packet one-way delay: 85.803 ms
Loss rate: 0.92%
```

Run 3: Report of TCP Cubic — Data Link

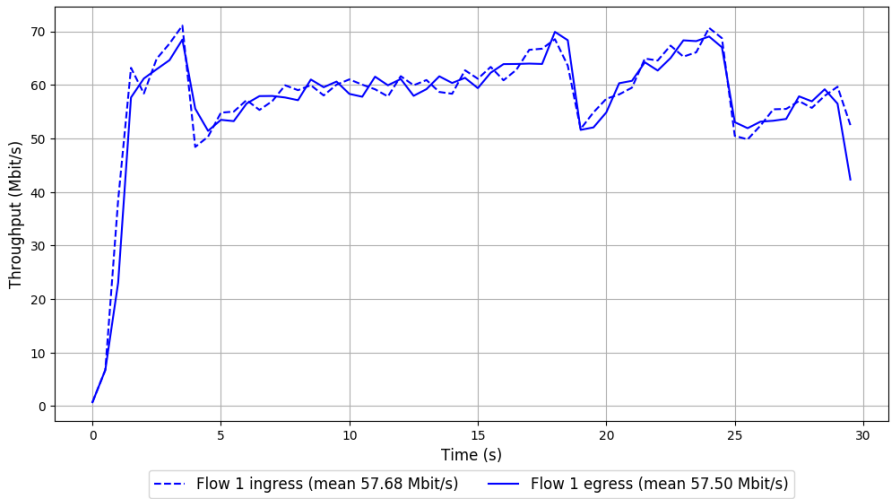

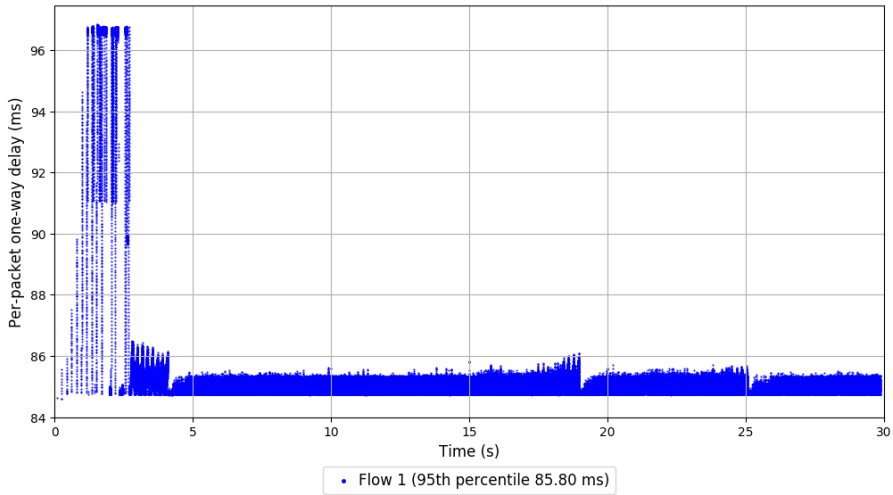

```
Run 4: Statistics of TCP Cubic

Start at: 2018-01-25 06:45:39
End at: 2018-01-25 06:46:09
Local clock offset: 0.156 ms
Remote clock offset: -4.469 ms

# Below is generated by plot.py at 2018-01-25 12:19:35
# Datalink statistics
-- Total of 1 flow:
Average throughput: 78.40 Mbit/s
95th percentile per-packet one-way delay: 98.977 ms
Loss rate: 0.65%
-- Flow 1:
Average throughput: 78.40 Mbit/s
95th percentile per-packet one-way delay: 98.977 ms
Loss rate: 0.65%
```

Run 4: Report of TCP Cubic — Data Link

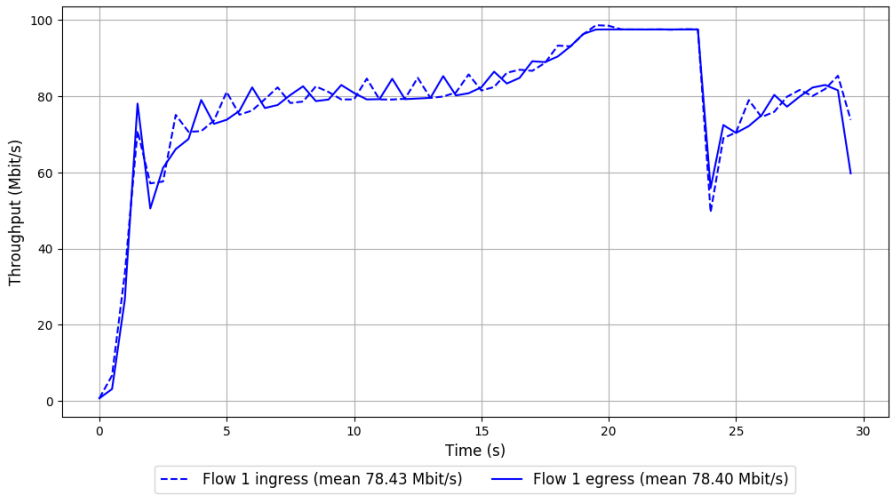

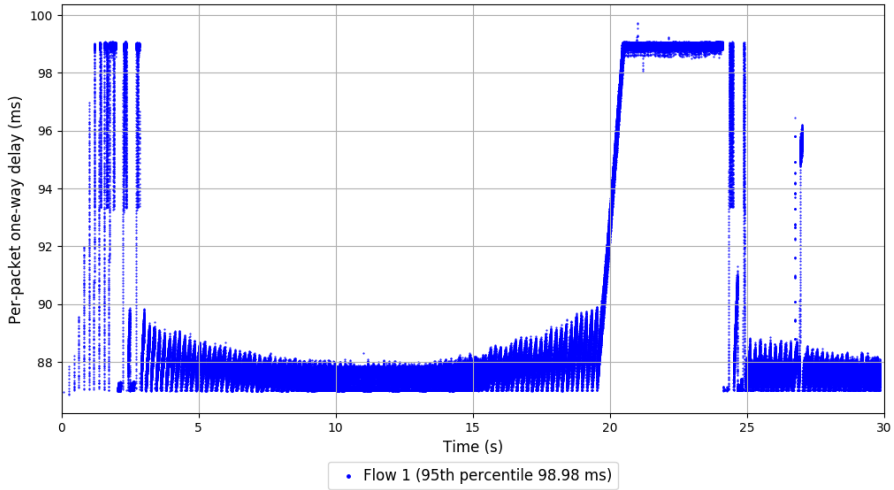

```
Run 5: Statistics of TCP Cubic

Start at: 2018-01-25 07:05:27
End at: 2018-01-25 07:05:57
Local clock offset: 0.29 ms
Remote clock offset: 0.478 ms

# Below is generated by plot.py at 2018-01-25 12:19:35
# Datalink statistics
-- Total of 1 flow:
Average throughput: 78.67 Mbit/s
95th percentile per-packet one-way delay: 92.939 ms
Loss rate: 0.64%
-- Flow 1:
Average throughput: 78.67 Mbit/s
95th percentile per-packet one-way delay: 92.939 ms
Loss rate: 0.64%
```

Run 5: Report of TCP Cubic — Data Link

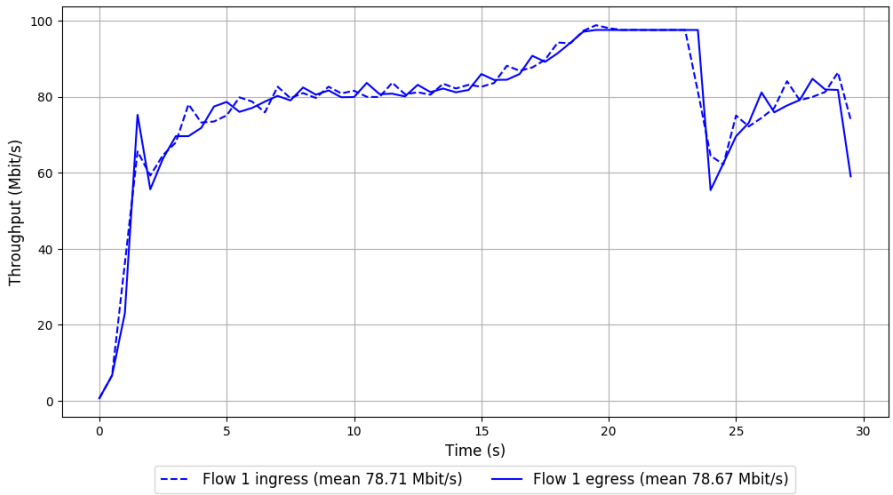

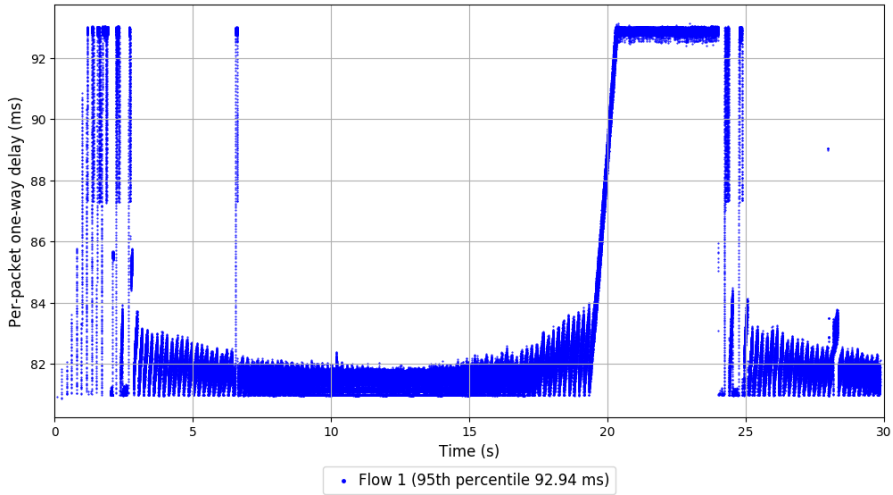

```
Run 6: Statistics of TCP Cubic

Start at: 2018-01-25 07:25:15
End at: 2018-01-25 07:25:45
Local clock offset: 0.253 ms
Remote clock offset: 0.628 ms

# Below is generated by plot.py at 2018-01-25 12:19:35
# Datalink statistics
-- Total of 1 flow:
Average throughput: 69.38 Mbit/s
95th percentile per-packet one-way delay: 92.576 ms
Loss rate: 0.50%
-- Flow 1:
Average throughput: 69.38 Mbit/s
95th percentile per-packet one-way delay: 92.576 ms
Loss rate: 0.50%
```

Run 6: Report of TCP Cubic — Data Link

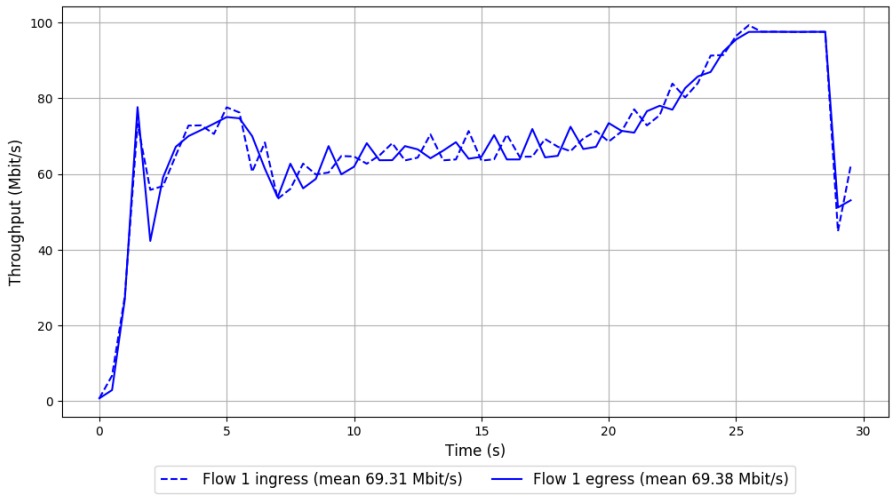

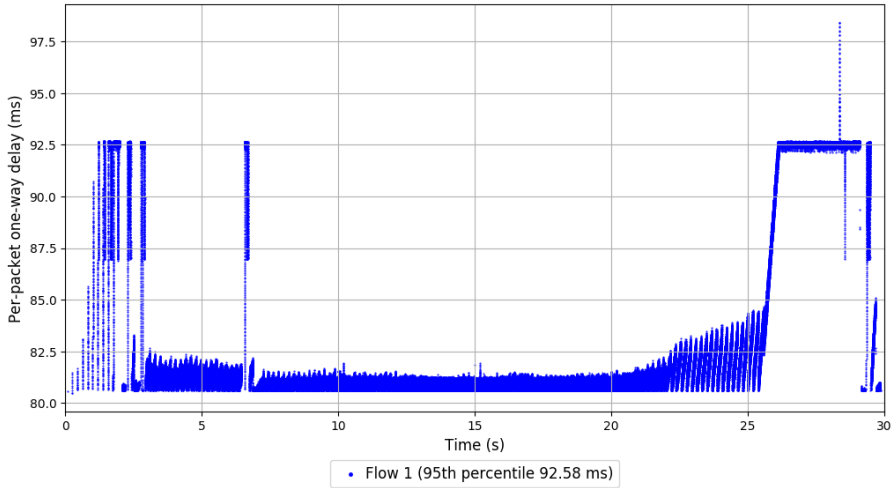

```
Run 7: Statistics of TCP Cubic

Start at: 2018-01-25 07:45:00
End at: 2018-01-25 07:45:30
Local clock offset: 0.185 ms
Remote clock offset: -4.383 ms

# Below is generated by plot.py at 2018-01-25 12:20:24
# Datalink statistics
-- Total of 1 flow:
Average throughput: 78.18 Mbit/s
95th percentile per-packet one-way delay: 99.269 ms
Loss rate: 0.65%
-- Flow 1:
Average throughput: 78.18 Mbit/s
95th percentile per-packet one-way delay: 99.269 ms
Loss rate: 0.65%
```

Run 7: Report of TCP Cubic — Data Link

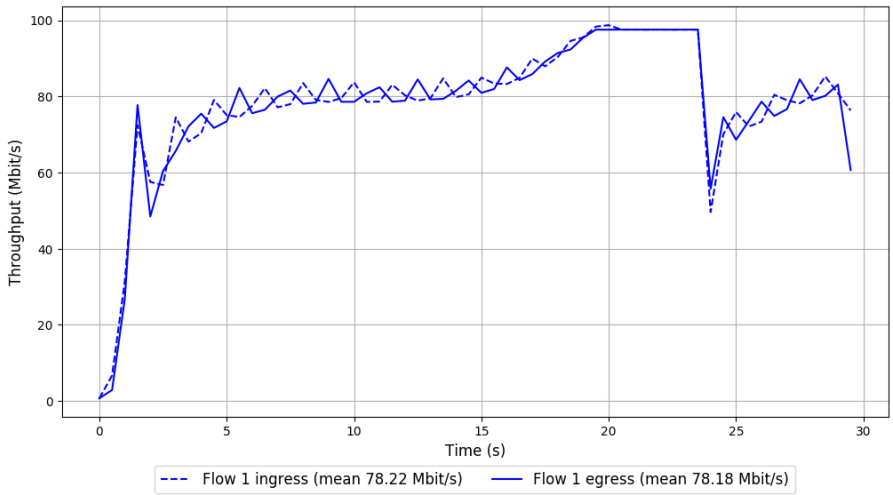

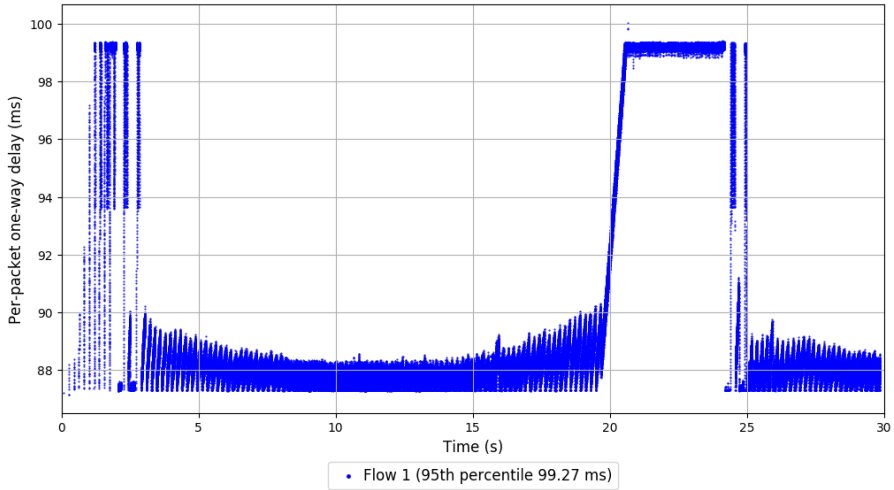

```
Run 8: Statistics of TCP Cubic

Start at: 2018-01-25 08:04:40
End at: 2018-01-25 08:05:10
Local clock offset: 0.159 ms
Remote clock offset: 1.386 ms

# Below is generated by plot.py at 2018-01-25 12:20:24
# Datalink statistics
-- Total of 1 flow:
Average throughput: 44.20 Mbit/s
95th percentile per-packet one-way delay: 85.362 ms
Loss rate: 1.14%
-- Flow 1:
Average throughput: 44.20 Mbit/s
95th percentile per-packet one-way delay: 85.362 ms
Loss rate: 1.14%
```

Run 8: Report of TCP Cubic — Data Link

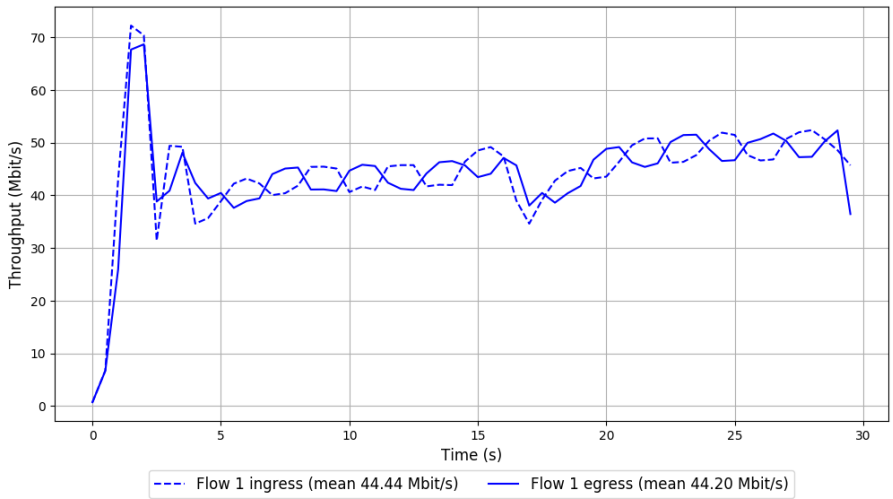

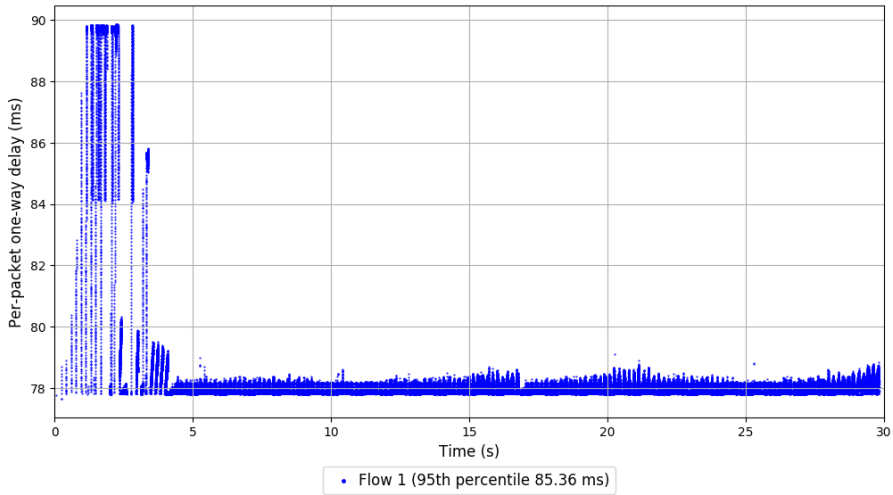

```
Run 9: Statistics of TCP Cubic

Start at: 2018-01-25 08:24:25
End at: 2018-01-25 08:24:55
Local clock offset: -0.027 ms
Remote clock offset: 0.637 ms

# Below is generated by plot.py at 2018-01-25 12:20:24
# Datalink statistics
-- Total of 1 flow:
Average throughput: 53.96 Mbit/s
95th percentile per-packet one-way delay: 81.219 ms
Loss rate: 0.91%
-- Flow 1:
Average throughput: 53.96 Mbit/s
95th percentile per-packet one-way delay: 81.219 ms
Loss rate: 0.91%
```

Run 9: Report of TCP Cubic — Data Link

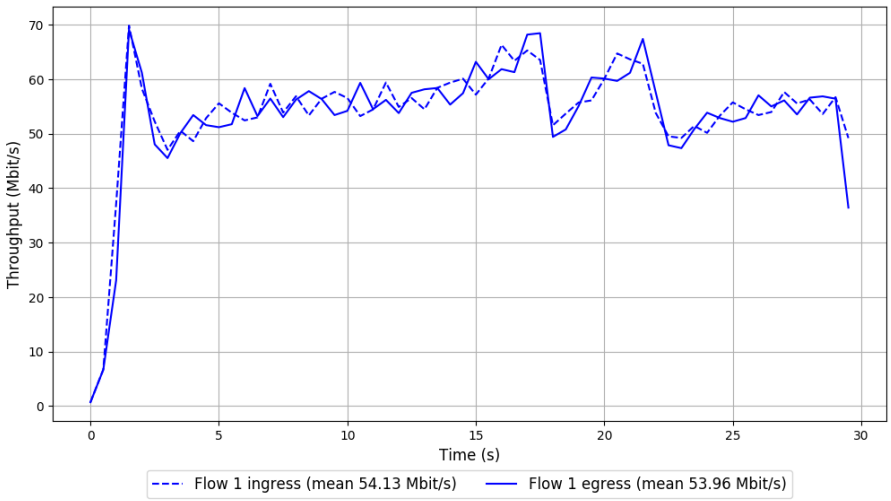

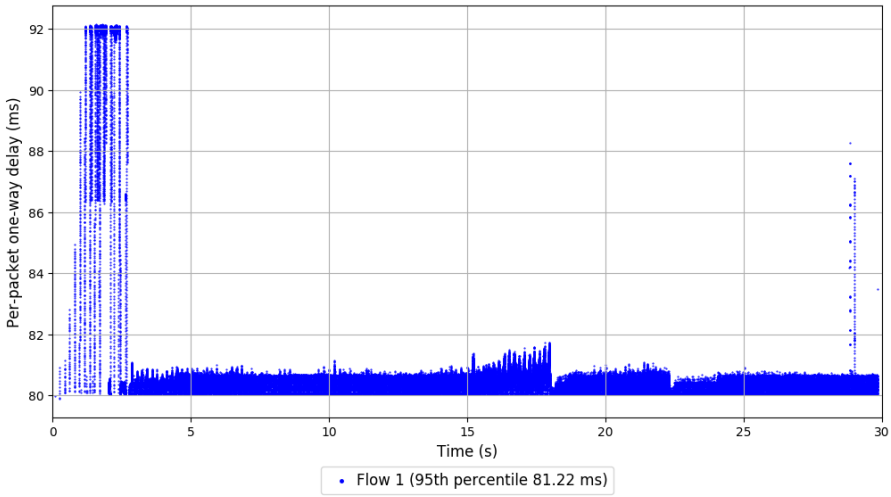

```
Run 10: Statistics of TCP Cubic

Start at: 2018-01-25 08:44:13
End at: 2018-01-25 08:44:43
Local clock offset: -0.411 ms
Remote clock offset: -6.397 ms

# Below is generated by plot.py at 2018-01-25 12:20:24
# Datalink statistics
-- Total of 1 flow:
Average throughput: 45.06 Mbit/s
95th percentile per-packet one-way delay: 93.040 ms
Loss rate: 0.97%
-- Flow 1:
Average throughput: 45.06 Mbit/s
95th percentile per-packet one-way delay: 93.040 ms
Loss rate: 0.97%
```

Run 10: Report of TCP Cubic — Data Link

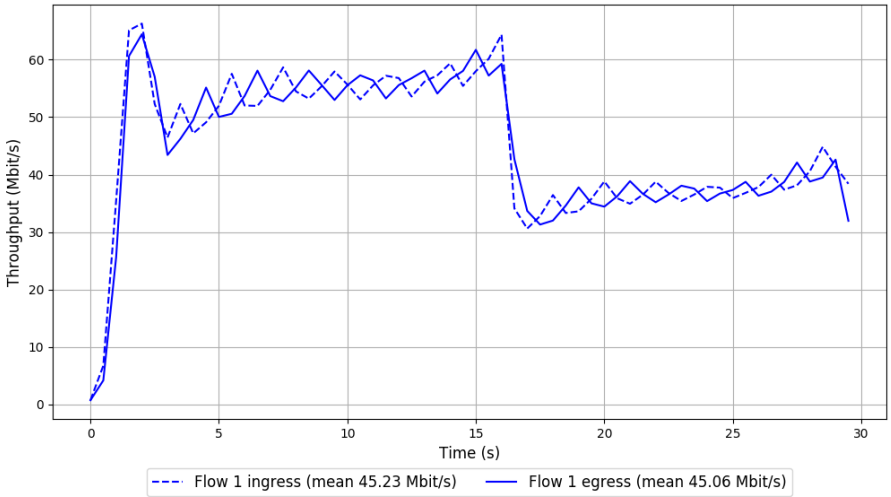

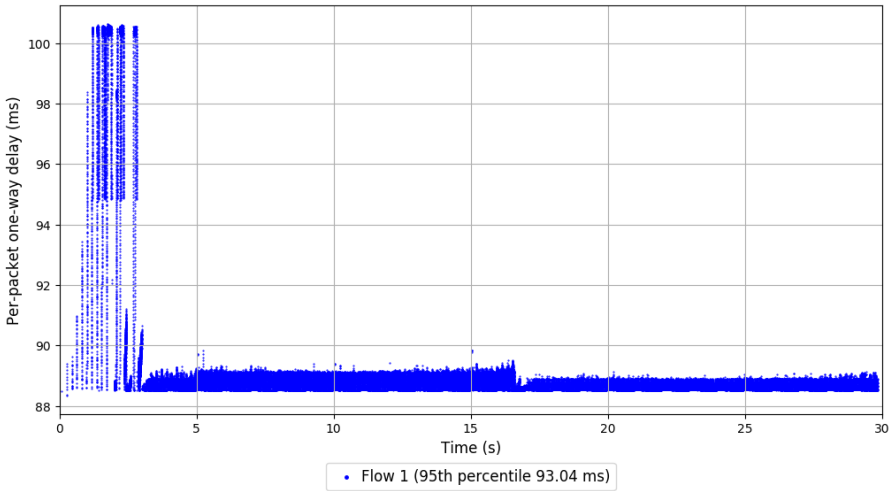

```
Run 1: Statistics of LEDBAT

Start at: 2018-01-25 05:58:32
End at: 2018-01-25 05:59:02
Local clock offset: 0.236 ms
Remote clock offset: -4.841 ms

# Below is generated by plot.py at 2018-01-25 12:20:24
# Datalink statistics
-- Total of 1 flow:
Average throughput: 10.65 Mbit/s
95th percentile per-packet one-way delay: 87.223 ms
Loss rate: 1.23%
-- Flow 1:
Average throughput: 10.65 Mbit/s
95th percentile per-packet one-way delay: 87.223 ms
Loss rate: 1.23%
```

Run 1: Report of LEDBAT — Data Link

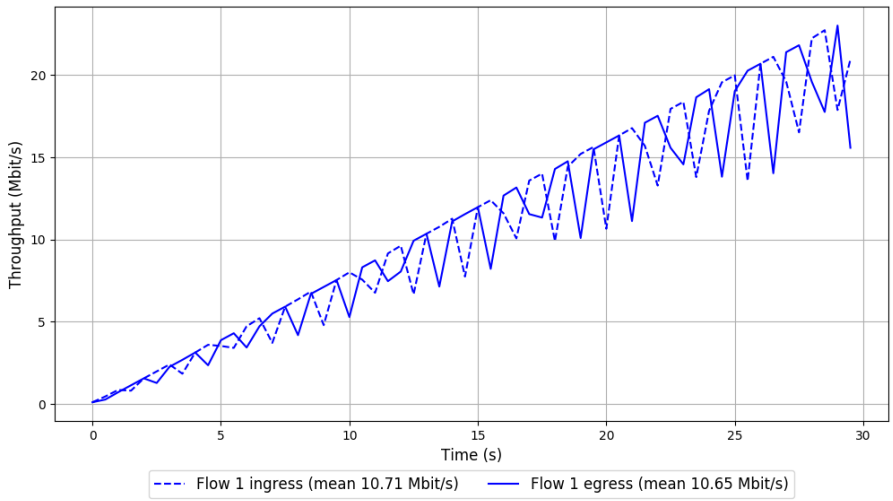

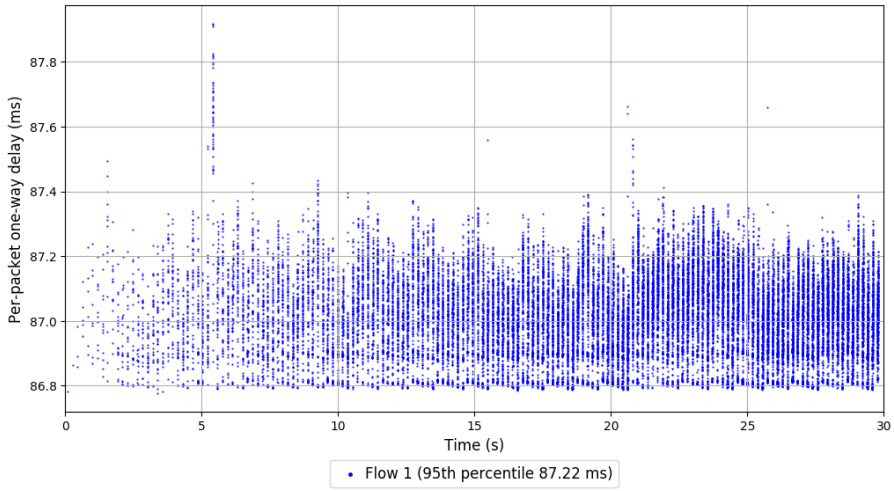

```
Run 2: Statistics of LEDBAT

Start at: 2018-01-25 06:18:21
End at: 2018-01-25 06:18:51
Local clock offset: 0.23 ms
Remote clock offset: -5.982 ms

# Below is generated by plot.py at 2018-01-25 12:20:24
# Datalink statistics
-- Total of 1 flow:
Average throughput: 10.51 Mbit/s
95th percentile per-packet one-way delay: 88.275 ms
Loss rate: 1.24%
-- Flow 1:
Average throughput: 10.51 Mbit/s
95th percentile per-packet one-way delay: 88.275 ms
Loss rate: 1.24%
```

Run 2: Report of LEDBAT — Data Link

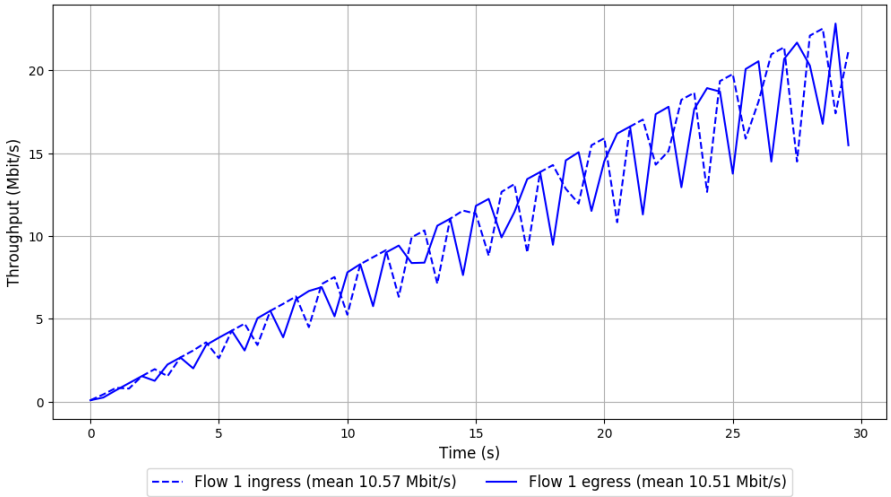

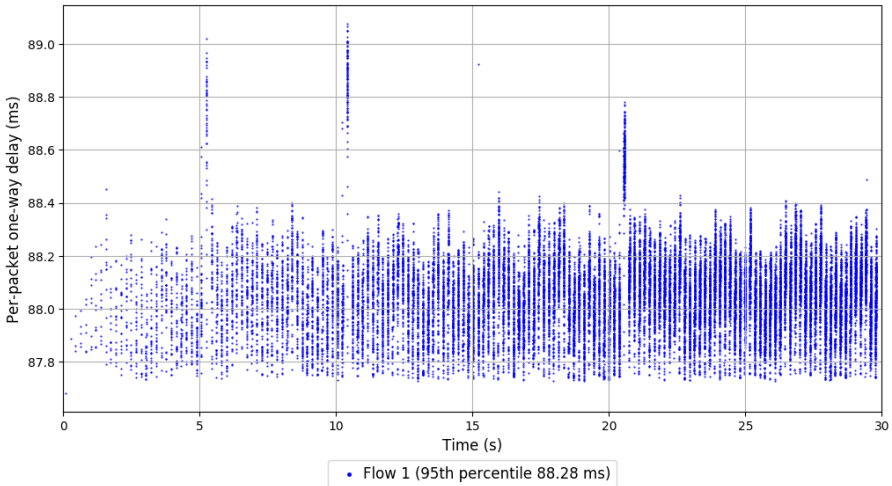

```
Run 3: Statistics of LEDBAT

Start at: 2018-01-25 06:38:10
End at: 2018-01-25 06:38:40
Local clock offset: 0.14 ms
Remote clock offset: -4.775 ms

# Below is generated by plot.py at 2018-01-25 12:20:24
# Datalink statistics
-- Total of 1 flow:
Average throughput: 10.76 Mbit/s
95th percentile per-packet one-way delay: 87.625 ms
Loss rate: 1.22%
-- Flow 1:
Average throughput: 10.76 Mbit/s
95th percentile per-packet one-way delay: 87.625 ms
Loss rate: 1.22%
```

Run 3: Report of LEDBAT — Data Link

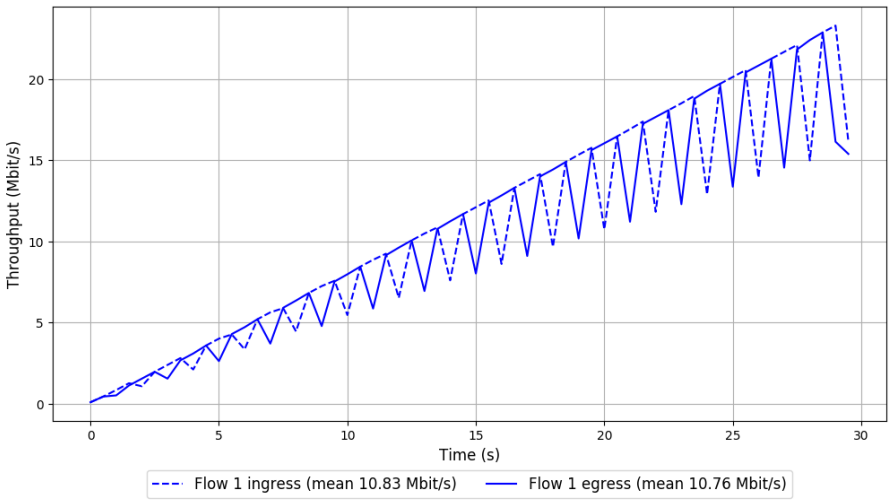

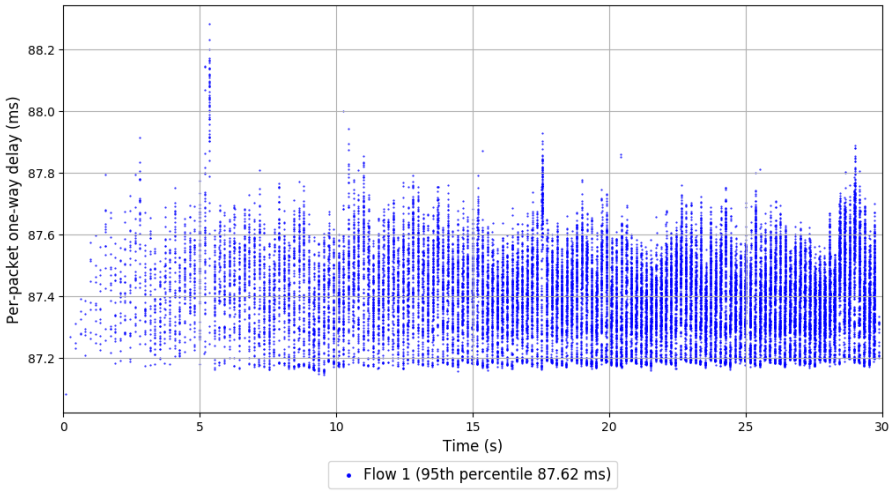

```
Run 4: Statistics of LEDBAT

Start at: 2018-01-25 06:57:54
End at: 2018-01-25 06:58:24
Local clock offset: 0.233 ms
Remote clock offset: -0.373 ms

# Below is generated by plot.py at 2018-01-25 12:20:24
# Datalink statistics
-- Total of 1 flow:
Average throughput: 10.94 Mbit/s
95th percentile per-packet one-way delay: 82.041 ms
Loss rate: 1.21%
-- Flow 1:
Average throughput: 10.94 Mbit/s
95th percentile per-packet one-way delay: 82.041 ms
Loss rate: 1.21%
```

Run 4: Report of LEDBAT — Data Link

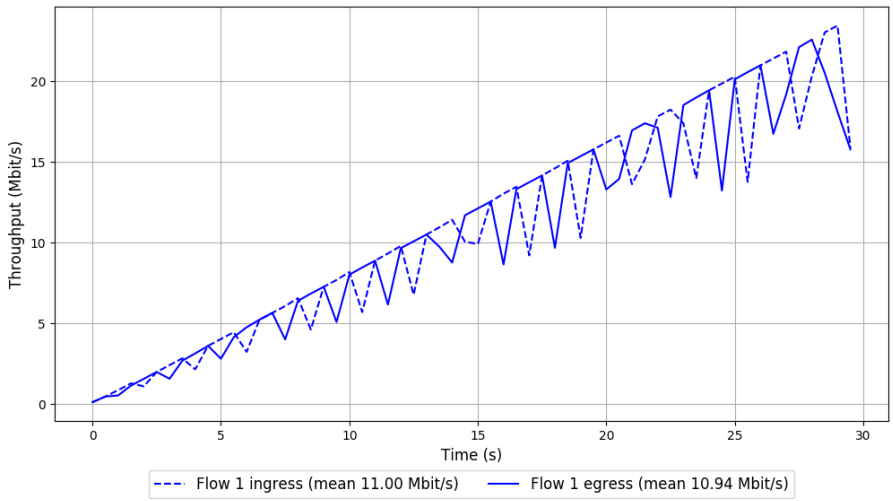

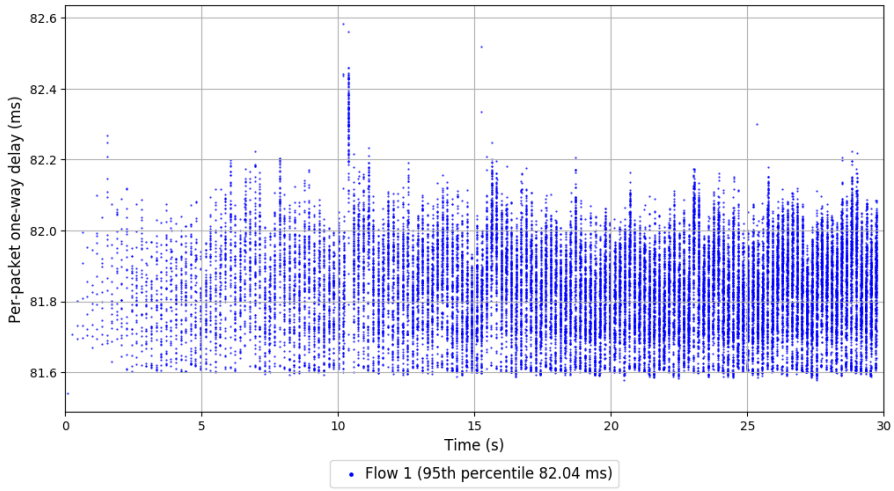

```
Run 5: Statistics of LEDBAT

Start at: 2018-01-25 07:17:45
End at: 2018-01-25 07:18:15
Local clock offset: 0.274 ms
Remote clock offset: -4.347 ms

# Below is generated by plot.py at 2018-01-25 12:20:24
# Datalink statistics
-- Total of 1 flow:
Average throughput: 10.88 Mbit/s
95th percentile per-packet one-way delay: 86.507 ms
Loss rate: 1.21%
-- Flow 1:
Average throughput: 10.88 Mbit/s
95th percentile per-packet one-way delay: 86.507 ms
Loss rate: 1.21%
```

Run 5: Report of LEDBAT — Data Link

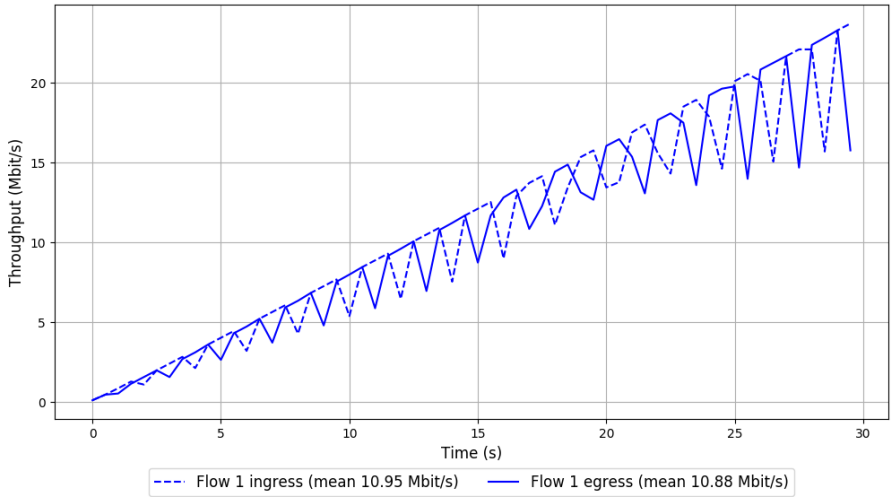

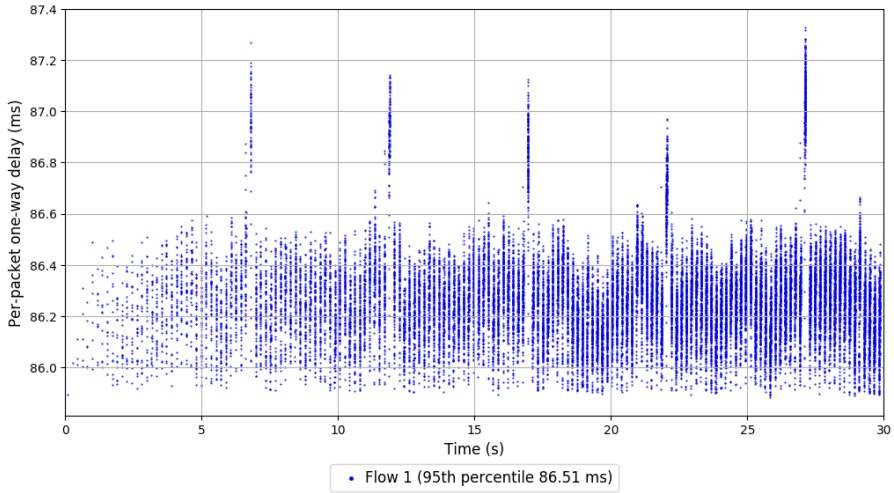

```
Run 6: Statistics of LEDBAT

Start at: 2018-01-25 07:37:30
End at: 2018-01-25 07:38:00
Local clock offset: 0.137 ms
Remote clock offset: -4.262 ms

# Below is generated by plot.py at 2018-01-25 12:20:24
# Datalink statistics
-- Total of 1 flow:
Average throughput: 10.52 Mbit/s
95th percentile per-packet one-way delay: 87.223 ms
Loss rate: 1.23%
-- Flow 1:
Average throughput: 10.52 Mbit/s
95th percentile per-packet one-way delay: 87.223 ms
Loss rate: 1.23%
```

Run 6: Report of LEDBAT — Data Link

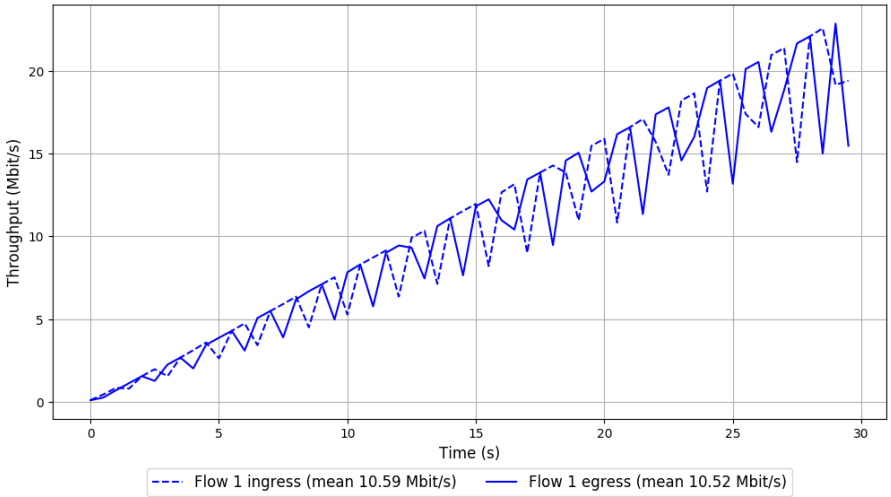

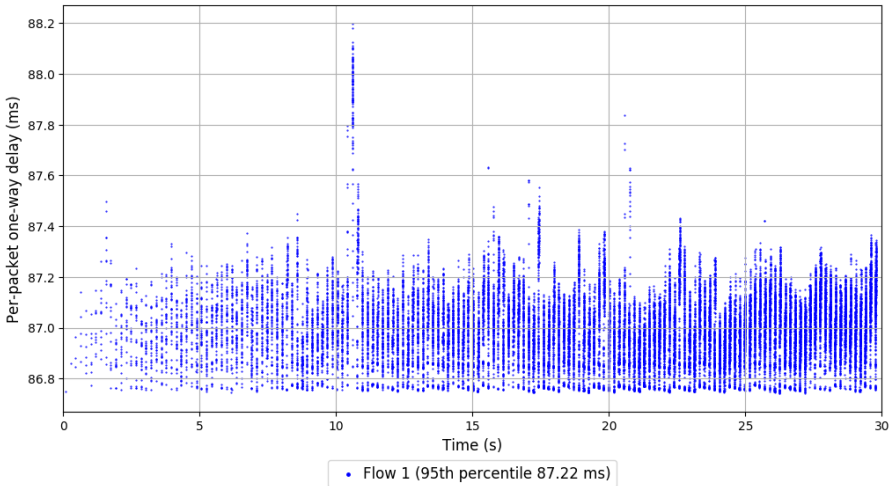

```
Run 7: Statistics of LEDBAT

Start at: 2018-01-25 07:57:18
End at: 2018-01-25 07:57:48
Local clock offset: 0.131 ms
Remote clock offset: -5.528 ms

# Below is generated by plot.py at 2018-01-25 12:20:24
# Datalink statistics
-- Total of 1 flow:
Average throughput: 10.89 Mbit/s
95th percentile per-packet one-way delay: 87.120 ms
Loss rate: 1.21%
-- Flow 1:
Average throughput: 10.89 Mbit/s
95th percentile per-packet one-way delay: 87.120 ms
Loss rate: 1.21%
```

Run 7: Report of LEDBAT — Data Link

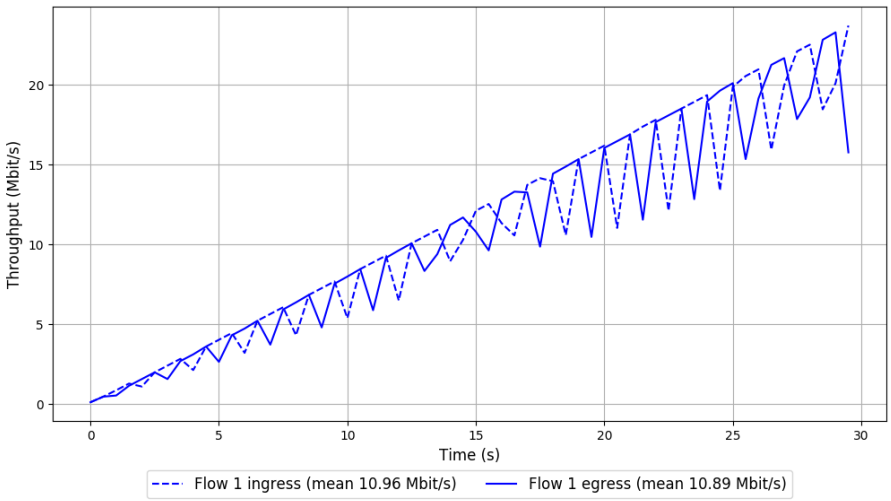

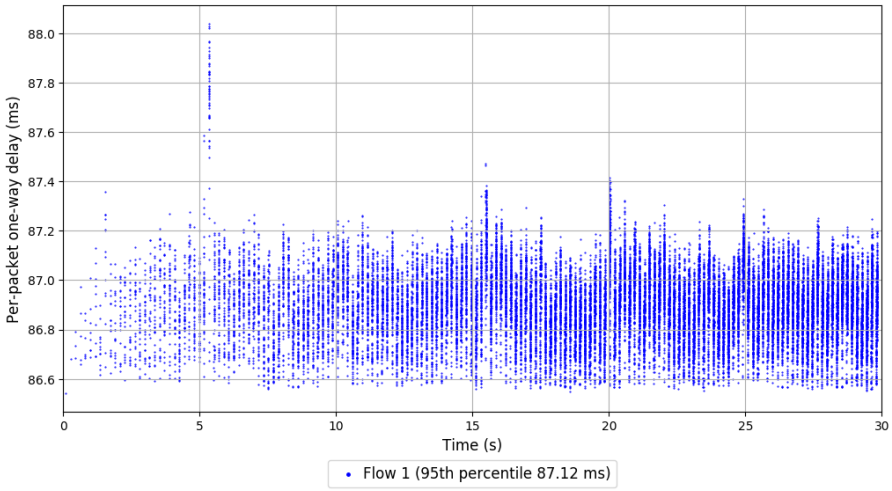

```
Run 8: Statistics of LEDBAT

Start at: 2018-01-25 08:16:56
End at: 2018-01-25 08:17:26
Local clock offset: 0.006 ms
Remote clock offset: -5.875 ms

# Below is generated by plot.py at 2018-01-25 12:20:24
# Datalink statistics
-- Total of 1 flow:
Average throughput: 9.85 Mbit/s
95th percentile per-packet one-way delay: 89.002 ms
Loss rate: 1.27%
-- Flow 1:
Average throughput: 9.85 Mbit/s
95th percentile per-packet one-way delay: 89.002 ms
Loss rate: 1.27%
```

Run 8: Report of LEDBAT — Data Link

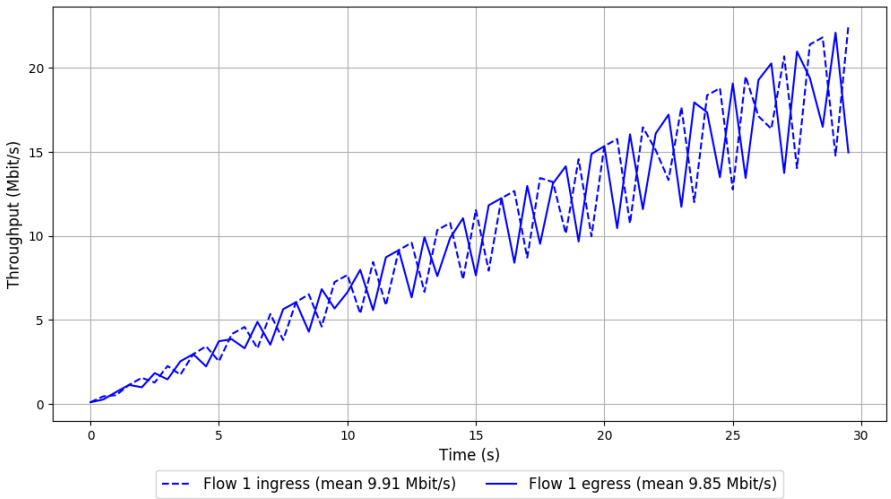

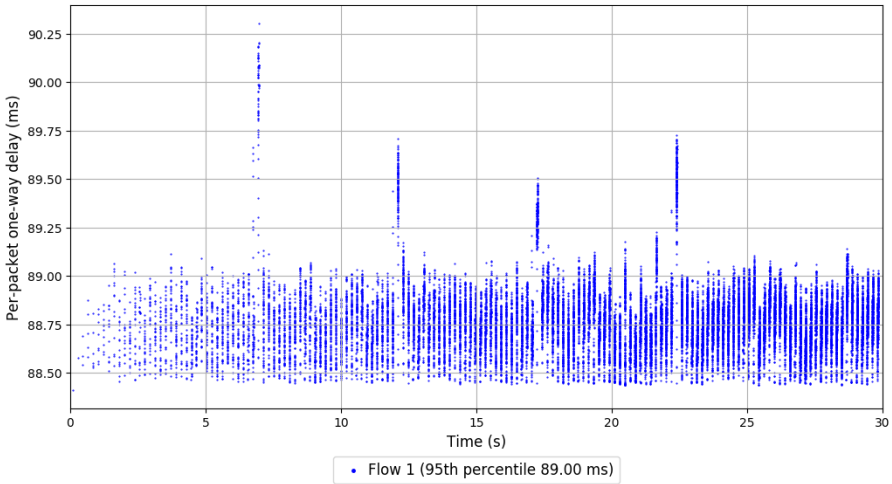

```
Run 9: Statistics of LEDBAT

Start at: 2018-01-25 08:36:42
End at: 2018-01-25 08:37:12
Local clock offset: -0.29 ms
Remote clock offset: -1.408 ms

# Below is generated by plot.py at 2018-01-25 12:20:24
# Datalink statistics
-- Total of 1 flow:
Average throughput: 11.03 Mbit/s
95th percentile per-packet one-way delay: 80.376 ms
Loss rate: 1.20%
-- Flow 1:
Average throughput: 11.03 Mbit/s
95th percentile per-packet one-way delay: 80.376 ms
Loss rate: 1.20%
```

Run 9: Report of LEDBAT — Data Link

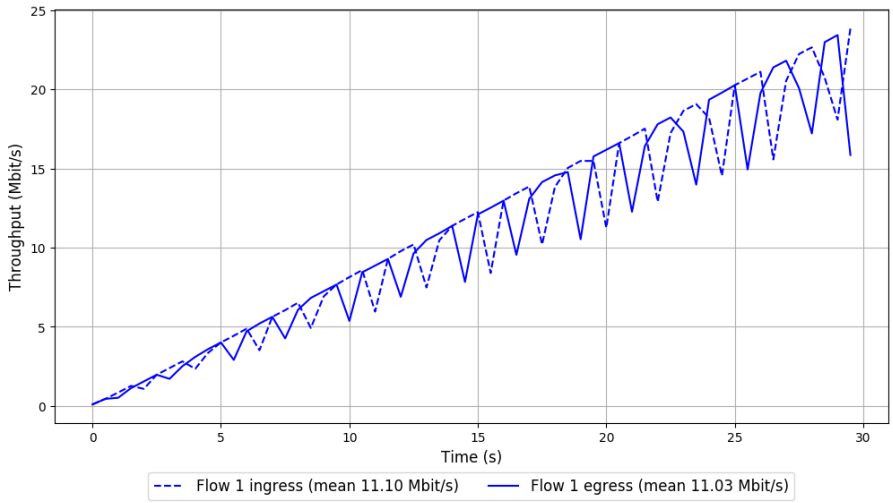

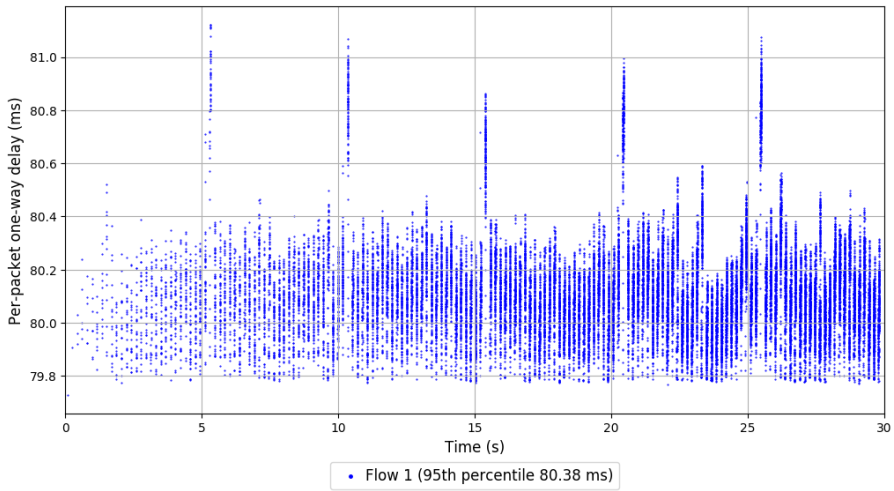

```
Run 10: Statistics of LEDBAT

Start at: 2018-01-25 08:56:31
End at: 2018-01-25 08:57:01
Local clock offset: -0.631 ms
Remote clock offset: -6.539 ms

# Below is generated by plot.py at 2018-01-25 12:20:24
# Datalink statistics
-- Total of 1 flow:
Average throughput: 7.99 Mbit/s
95th percentile per-packet one-way delay: 87.339 ms
Loss rate: 1.29%
-- Flow 1:
Average throughput: 7.99 Mbit/s
95th percentile per-packet one-way delay: 87.339 ms
Loss rate: 1.29%
```

Run 10: Report of LEDBAT — Data Link

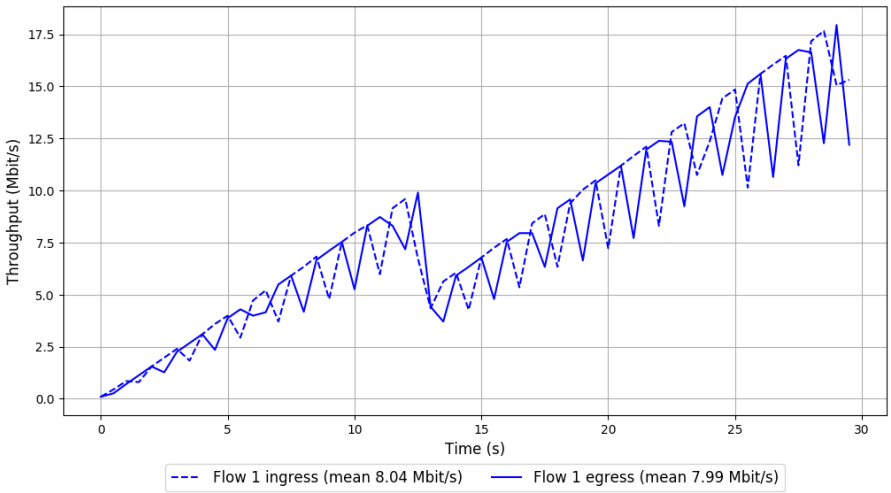

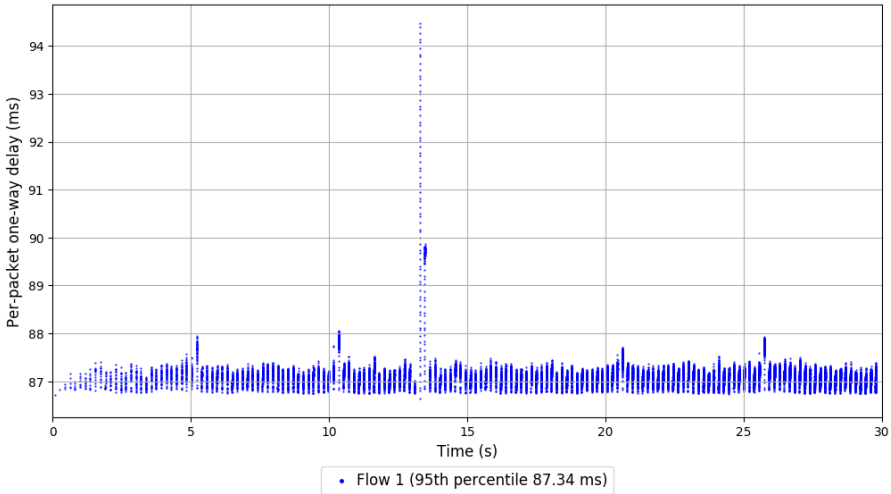

```
Run 1: Statistics of PCC

Start at: 2018-01-25 05:48:39
End at: 2018-01-25 05:49:09
Local clock offset: 0.321 ms
Remote clock offset: -4.947 ms

# Below is generated by plot.py at 2018-01-25 12:21:15
# Datalink statistics
-- Total of 1 flow:
Average throughput: 86.25 Mbit/s
95th percentile per-packet one-way delay: 91.453 ms
Loss rate: 0.70%
-- Flow 1:
Average throughput: 86.25 Mbit/s
95th percentile per-packet one-way delay: 91.453 ms
Loss rate: 0.70%
```

Run 1: Report of PCC — Data Link

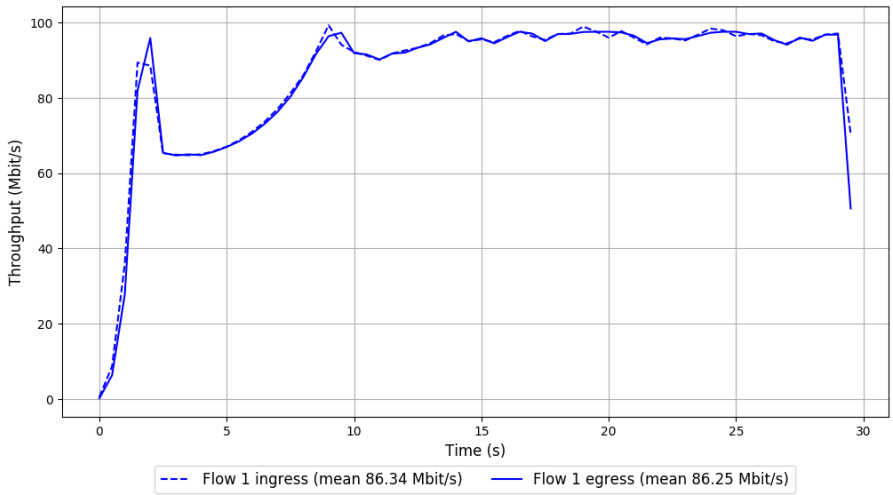

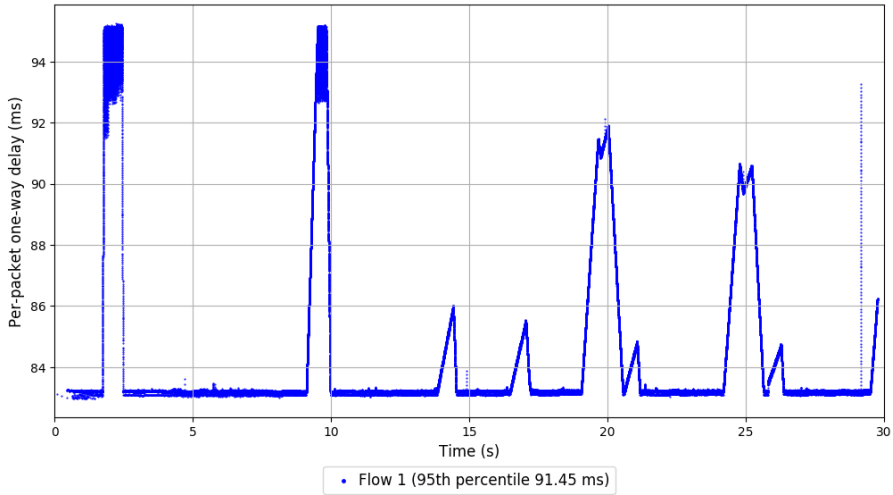

```
Run 2: Statistics of PCC

Start at: 2018-01-25 06:08:30
End at: 2018-01-25 06:09:00
Local clock offset: 0.191 ms
Remote clock offset: -0.3 ms

# Below is generated by plot.py at 2018-01-25 12:21:24
# Datalink statistics
-- Total of 1 flow:
Average throughput: 86.40 Mbit/s
95th percentile per-packet one-way delay: 88.538 ms
Loss rate: 0.71%
-- Flow 1:
Average throughput: 86.40 Mbit/s
95th percentile per-packet one-way delay: 88.538 ms
Loss rate: 0.71%
```

Run 2: Report of PCC — Data Link

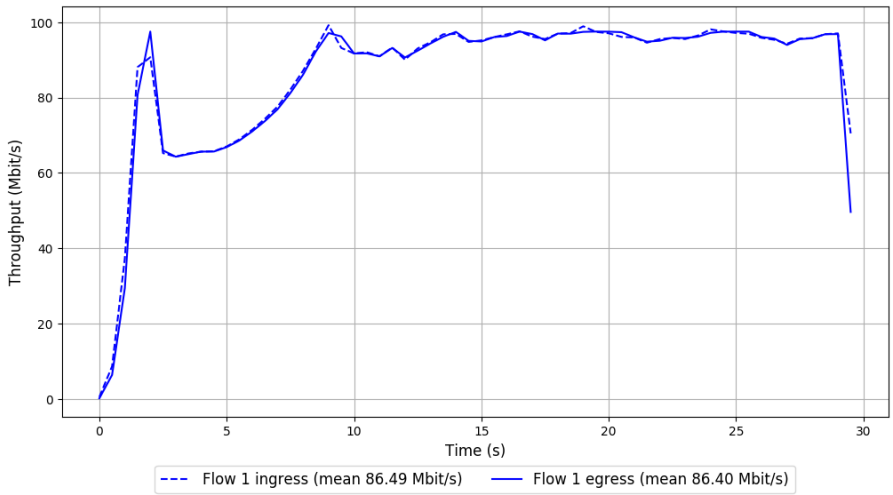

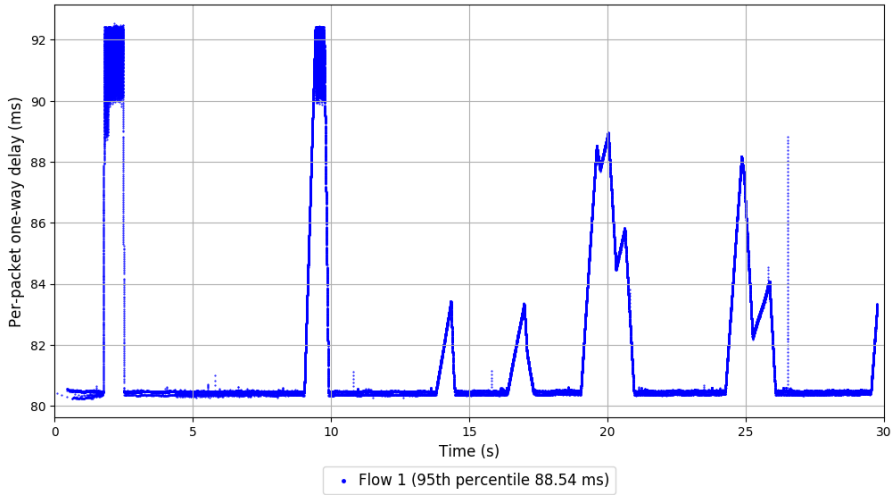

```
Run 3: Statistics of PCC

Start at: 2018-01-25 06:28:16
End at: 2018-01-25 06:28:46
Local clock offset: 0.179 ms
Remote clock offset: -0.196 ms

# Below is generated by plot.py at 2018-01-25 12:21:25
# Datalink statistics
-- Total of 1 flow:
Average throughput: 85.93 Mbit/s
95th percentile per-packet one-way delay: 91.500 ms
Loss rate: 0.72%
-- Flow 1:
Average throughput: 85.93 Mbit/s
95th percentile per-packet one-way delay: 91.500 ms
Loss rate: 0.72%
```

Run 3: Report of PCC — Data Link

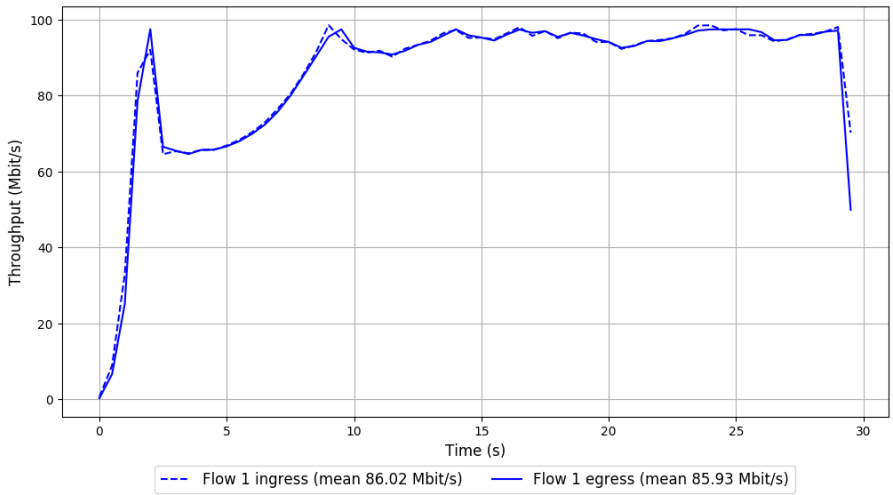

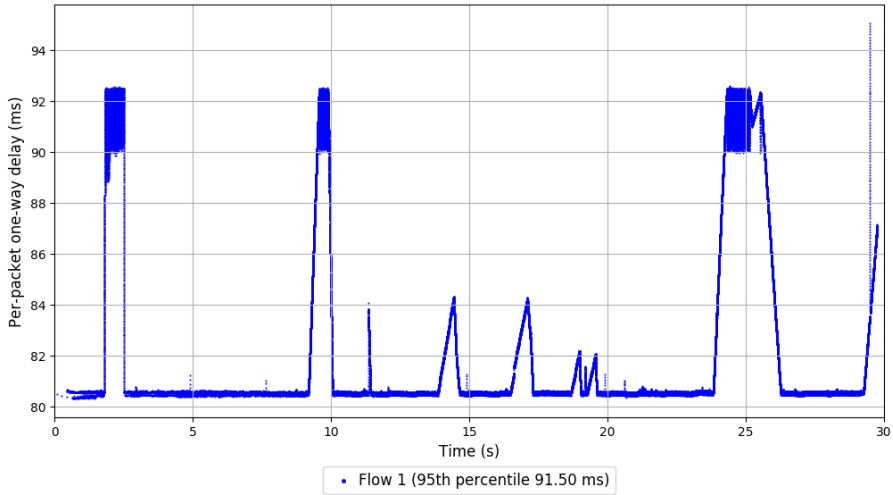

```
Run 4: Statistics of PCC

Start at: 2018-01-25 06:48:03
End at: 2018-01-25 06:48:33
Local clock offset: 0.164 ms
Remote clock offset: -5.525 ms

# Below is generated by plot.py at 2018-01-25 12:21:27
# Datalink statistics
-- Total of 1 flow:
Average throughput: 86.20 Mbit/s
95th percentile per-packet one-way delay: 98.377 ms
Loss rate: 0.70%
-- Flow 1:
Average throughput: 86.20 Mbit/s
95th percentile per-packet one-way delay: 98.377 ms
Loss rate: 0.70%
```

Run 4: Report of PCC — Data Link

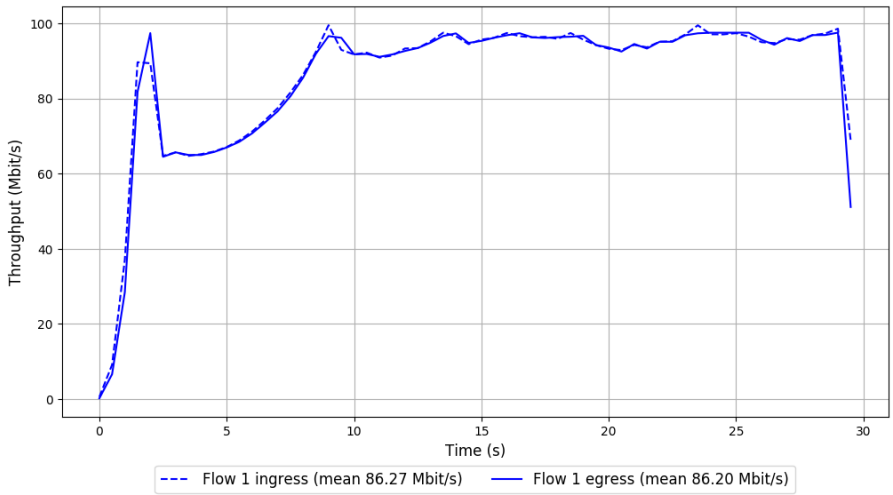

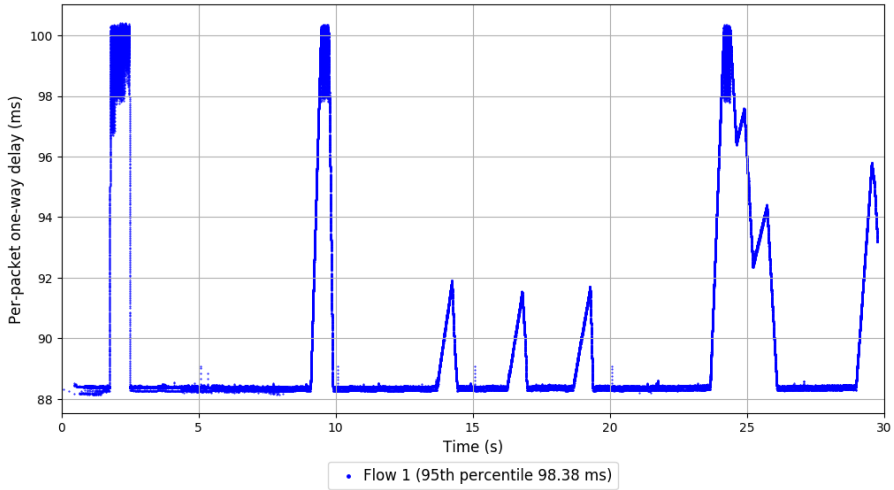

```
Run 5: Statistics of PCC

Start at: 2018-01-25 07:07:52
End at: 2018-01-25 07:08:22
Local clock offset: 0.292 ms
Remote clock offset: 0.816 ms

# Below is generated by plot.py at 2018-01-25 12:21:29
# Datalink statistics
-- Total of 1 flow:
Average throughput: 86.33 Mbit/s
95th percentile per-packet one-way delay: 91.761 ms
Loss rate: 0.66%
-- Flow 1:
Average throughput: 86.33 Mbit/s
95th percentile per-packet one-way delay: 91.761 ms
Loss rate: 0.66%
```

Run 5: Report of PCC — Data Link

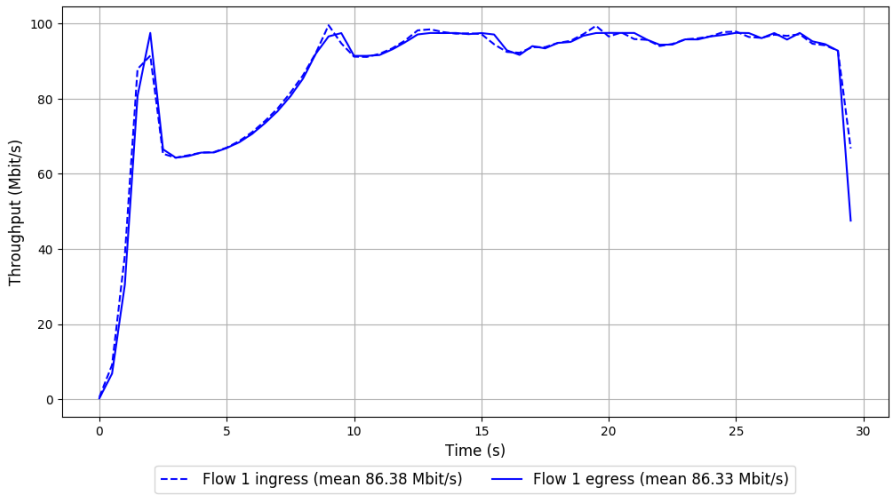

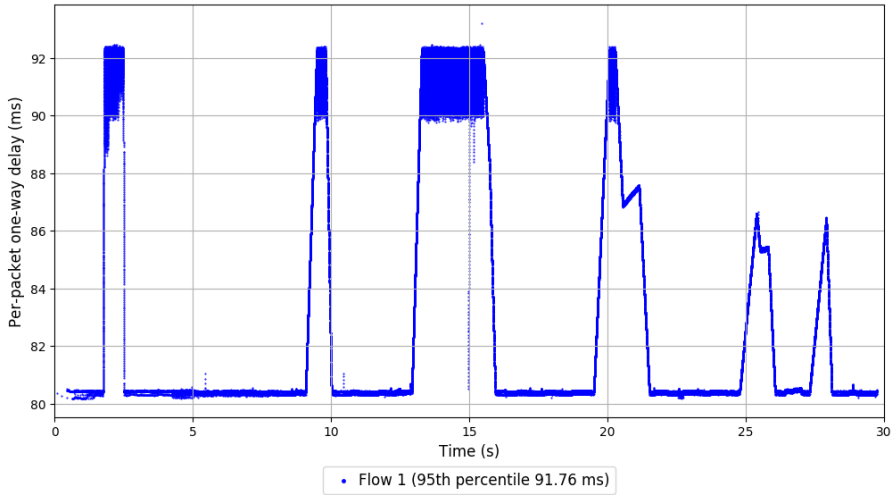

```
Run 6: Statistics of PCC

Start at: 2018-01-25 07:27:39
End at: 2018-01-25 07:28:09
Local clock offset: 0.239 ms
Remote clock offset: 1.484 ms

# Below is generated by plot.py at 2018-01-25 12:21:32
# Datalink statistics
-- Total of 1 flow:
Average throughput: 86.29 Mbit/s
95th percentile per-packet one-way delay: 90.939 ms
Loss rate: 0.70%
-- Flow 1:
Average throughput: 86.29 Mbit/s
95th percentile per-packet one-way delay: 90.939 ms
Loss rate: 0.70%
```

Run 6: Report of PCC — Data Link

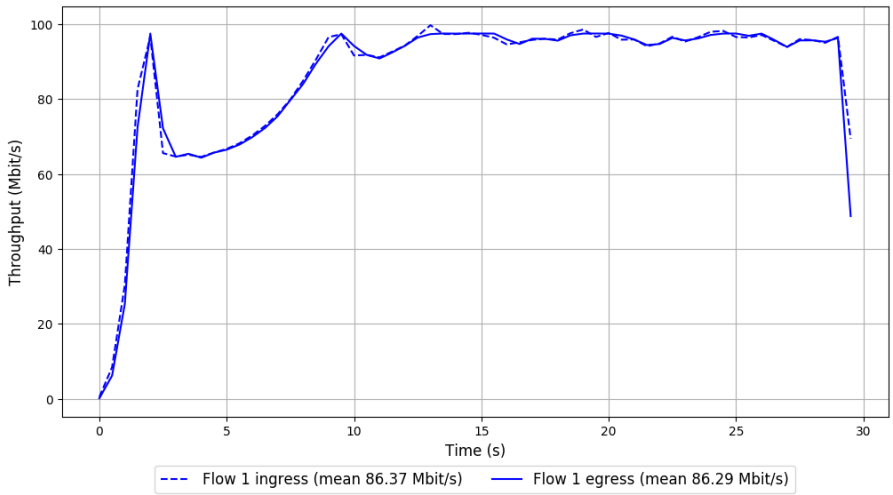

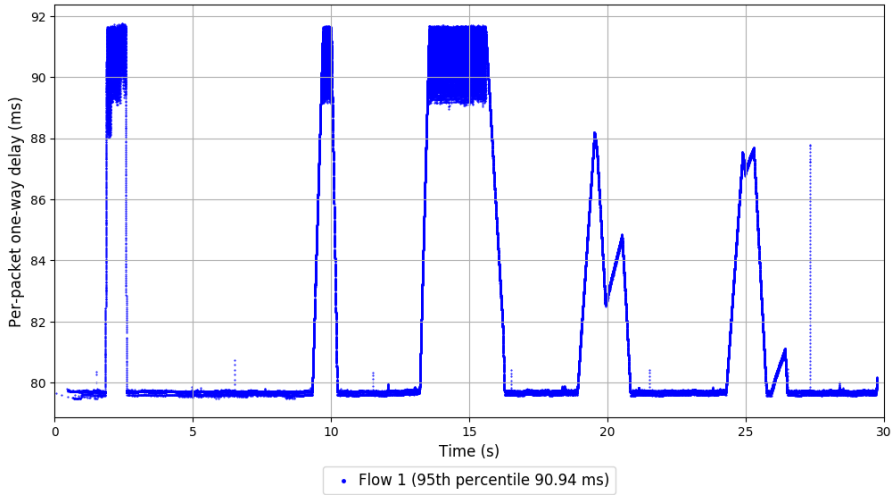

```
Run 7: Statistics of PCC

Start at: 2018-01-25 07:47:25
End at: 2018-01-25 07:47:55
Local clock offset: 0.106 ms
Remote clock offset: 0.151 ms

# Below is generated by plot.py at 2018-01-25 12:21:36
# Datalink statistics
-- Total of 1 flow:
Average throughput: 83.99 Mbit/s
95th percentile per-packet one-way delay: 93.458 ms
Loss rate: 1.90%
-- Flow 1:
Average throughput: 83.99 Mbit/s
95th percentile per-packet one-way delay: 93.458 ms
Loss rate: 1.90%
```

Run 7: Report of PCC — Data Link

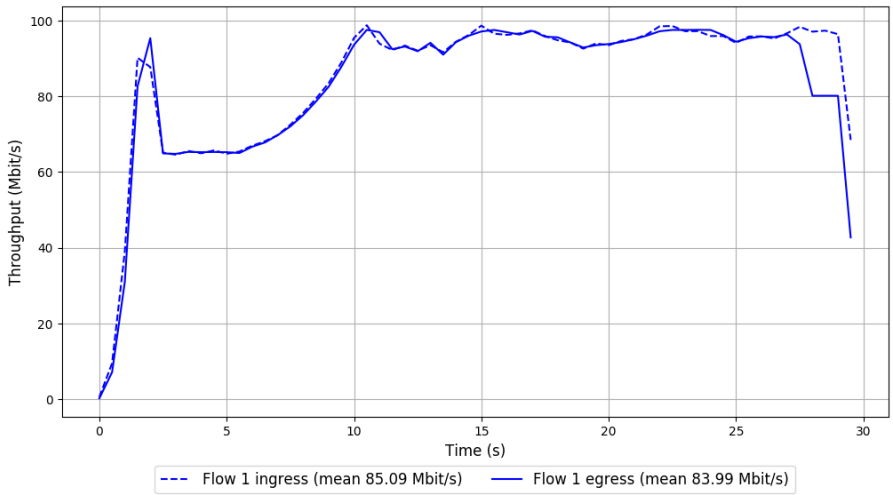

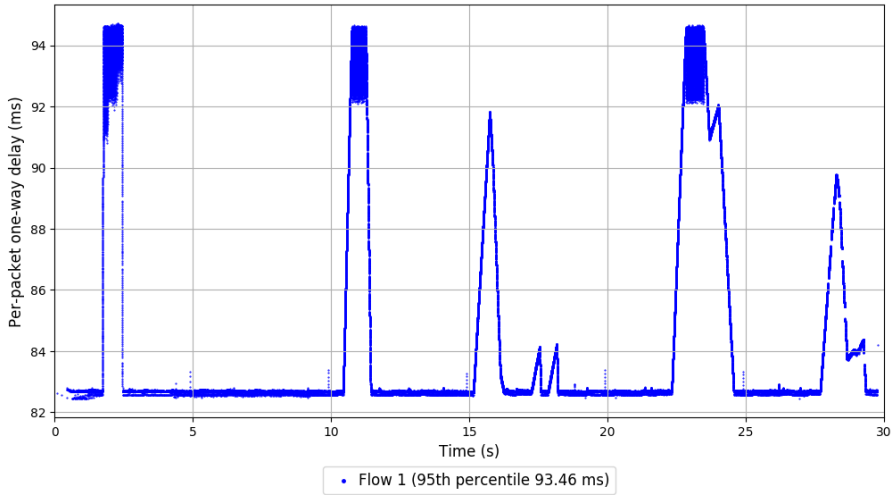

```
Run 8: Statistics of PCC

Start at: 2018-01-25 08:07:03
End at: 2018-01-25 08:07:33
Local clock offset: 0.178 ms
Remote clock offset: -5.692 ms

# Below is generated by plot.py at 2018-01-25 12:21:36
# Datalink statistics
-- Total of 1 flow:
Average throughput: 74.27 Mbit/s
95th percentile per-packet one-way delay: 88.169 ms
Loss rate: 1.68%
-- Flow 1:
Average throughput: 74.27 Mbit/s
95th percentile per-packet one-way delay: 88.169 ms
Loss rate: 1.68%
```

Run 8: Report of PCC — Data Link

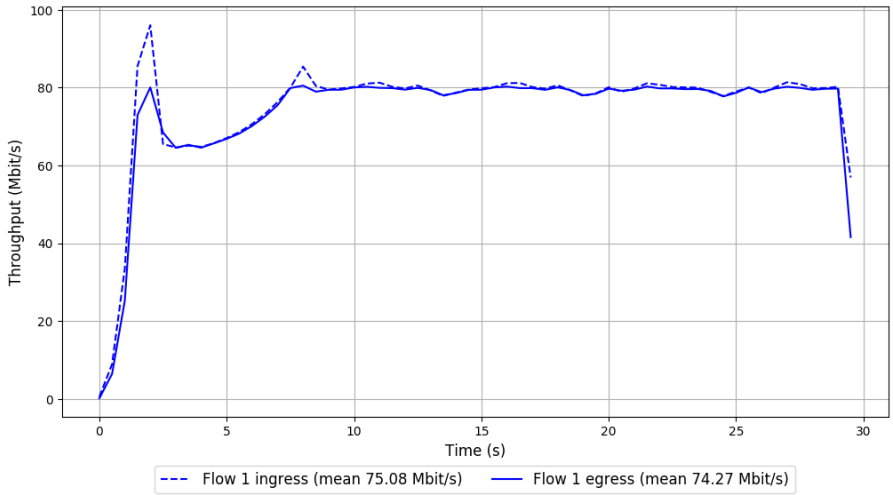

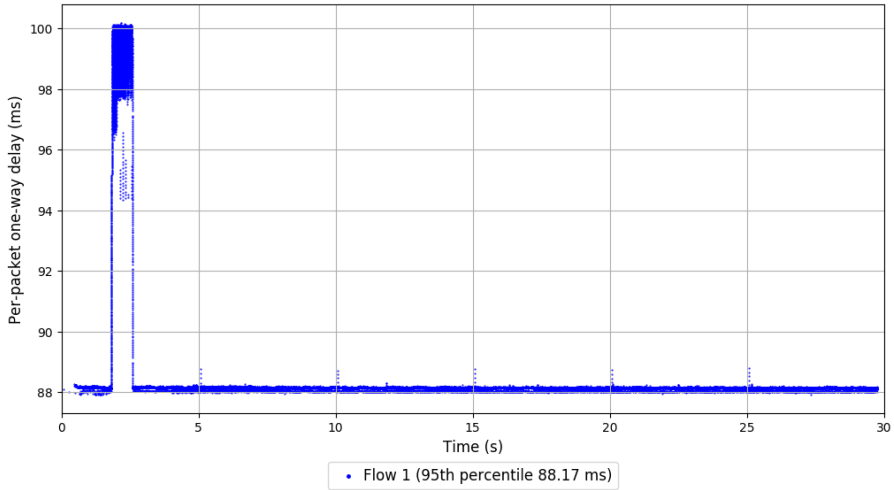

```
Run 9: Statistics of PCC

Start at: 2018-01-25 08:26:49
End at: 2018-01-25 08:27:19
Local clock offset: -0.091 ms
Remote clock offset: -6.105 ms

# Below is generated by plot.py at 2018-01-25 12:22:25
# Datalink statistics
-- Total of 1 flow:
Average throughput: 74.18 Mbit/s
95th percentile per-packet one-way delay: 86.362 ms
Loss rate: 1.65%
-- Flow 1:
Average throughput: 74.18 Mbit/s
95th percentile per-packet one-way delay: 86.362 ms
Loss rate: 1.65%
```

Run 9: Report of PCC — Data Link

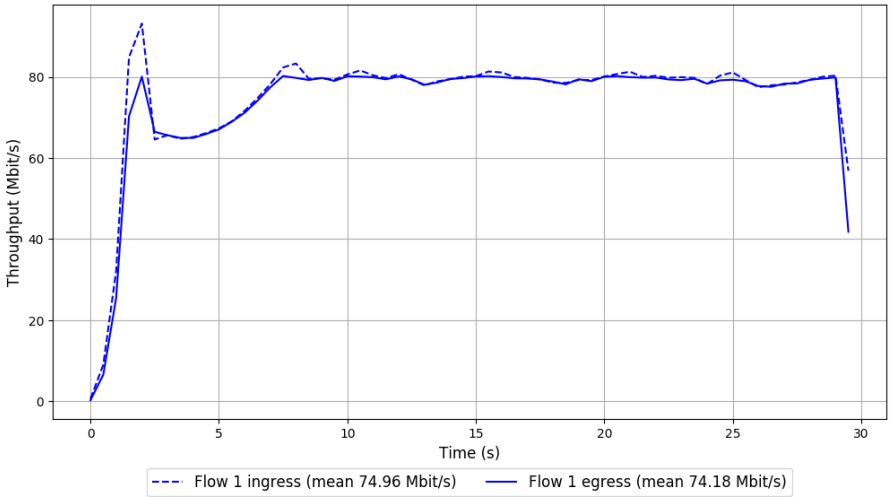

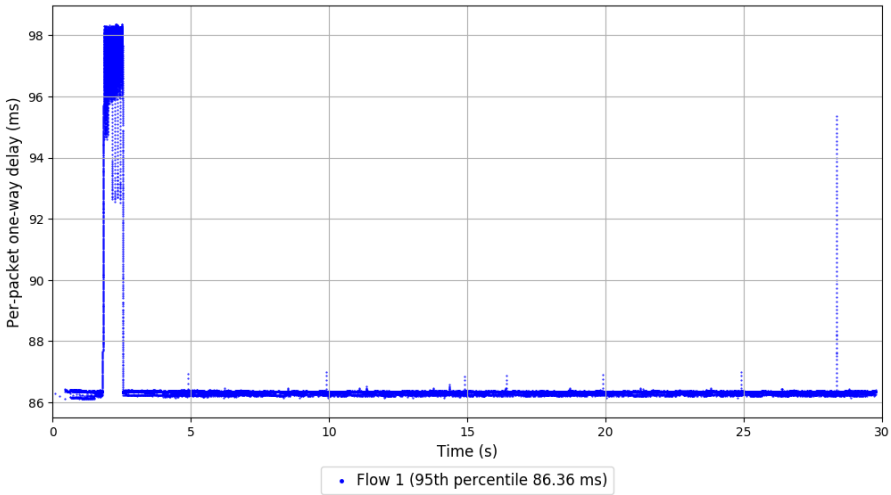

```
Run 10: Statistics of PCC

Start at: 2018-01-25 08:46:37
End at: 2018-01-25 08:47:07
Local clock offset: -0.462 ms
Remote clock offset: -0.621 ms

# Below is generated by plot.py at 2018-01-25 12:22:51
# Datalink statistics
-- Total of 1 flow:
Average throughput: 86.43 Mbit/s
95th percentile per-packet one-way delay: 88.259 ms
Loss rate: 0.70%
-- Flow 1:
Average throughput: 86.43 Mbit/s
95th percentile per-packet one-way delay: 88.259 ms
Loss rate: 0.70%
```

Run 10: Report of PCC — Data Link

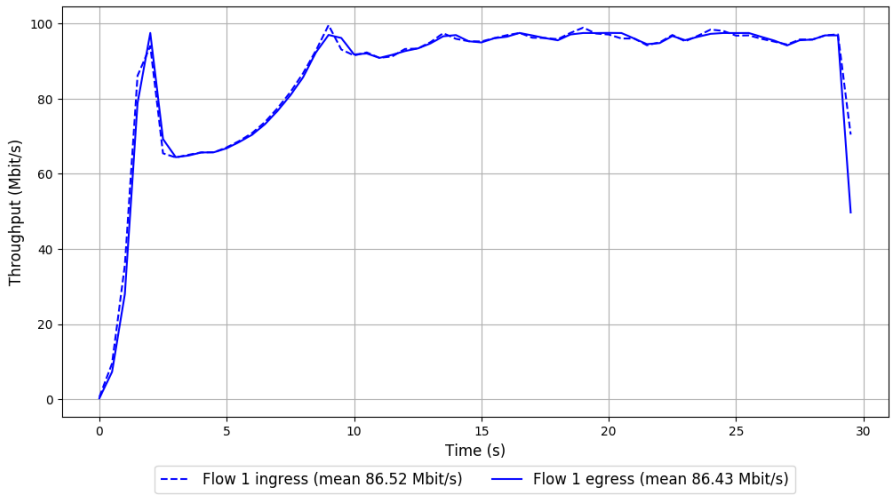

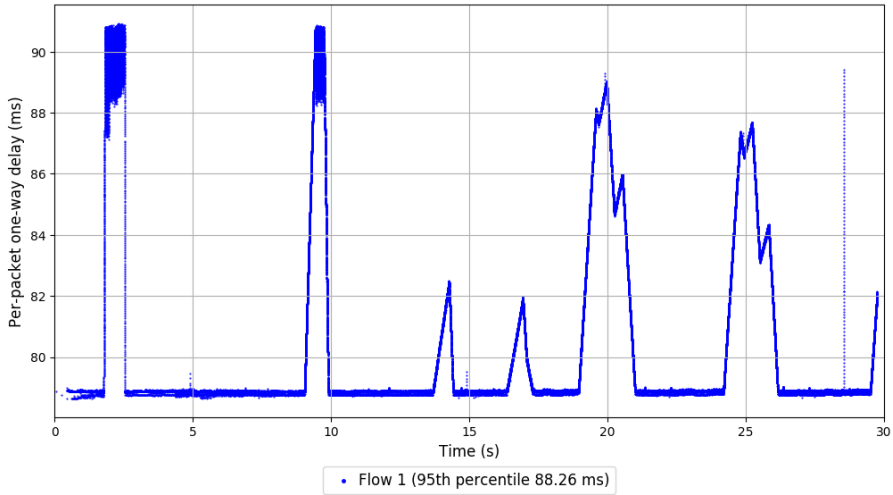

```
Run 1: Statistics of QUIC Cubic

Start at: 2018-01-25 05:49:53
End at: 2018-01-25 05:50:23
Local clock offset: 0.28 ms
Remote clock offset: -5.267 ms

# Below is generated by plot.py at 2018-01-25 12:22:51
# Datalink statistics
-- Total of 1 flow:
Average throughput: 50.13 Mbit/s
95th percentile per-packet one-way delay: 95.699 ms
Loss rate: 1.01%
-- Flow 1:
Average throughput: 50.13 Mbit/s
95th percentile per-packet one-way delay: 95.699 ms
Loss rate: 1.01%
```

Run 1: Report of QUIC Cubic — Data Link

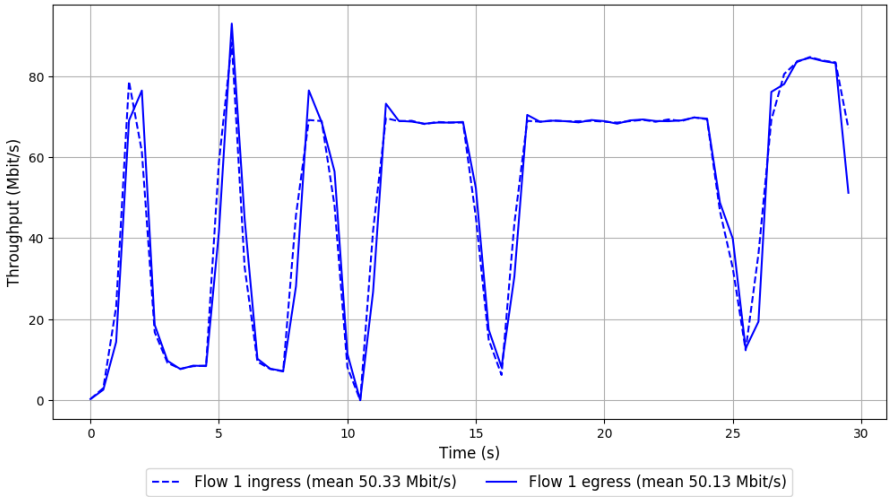

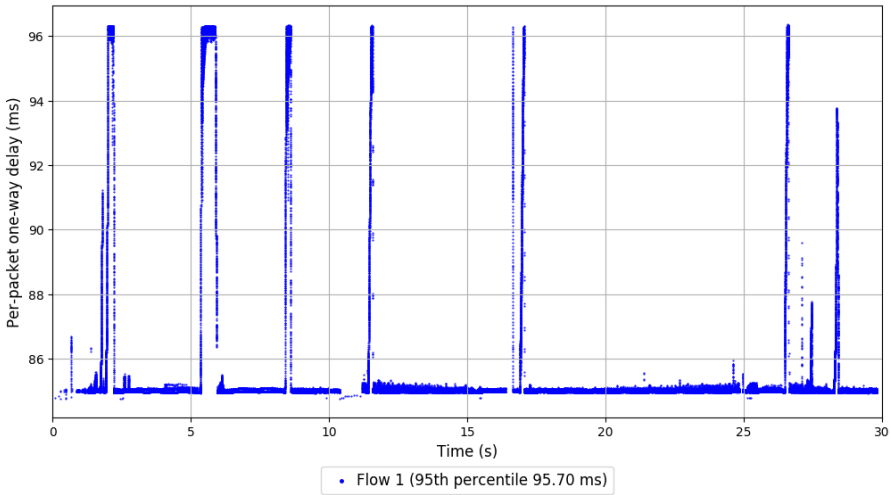

```
Run 2: Statistics of QUIC Cubic

Start at: 2018-01-25 06:09:44
End at: 2018-01-25 06:10:14
Local clock offset: 0.228 ms
Remote clock offset: -5.703 ms

# Below is generated by plot.py at 2018-01-25 12:22:51
# Datalink statistics
-- Total of 1 flow:
Average throughput: 50.41 Mbit/s
95th percentile per-packet one-way delay: 97.893 ms
Loss rate: 0.89%
-- Flow 1:
Average throughput: 50.41 Mbit/s
95th percentile per-packet one-way delay: 97.893 ms
Loss rate: 0.89%
```

Run 2: Report of QUIC Cubic — Data Link

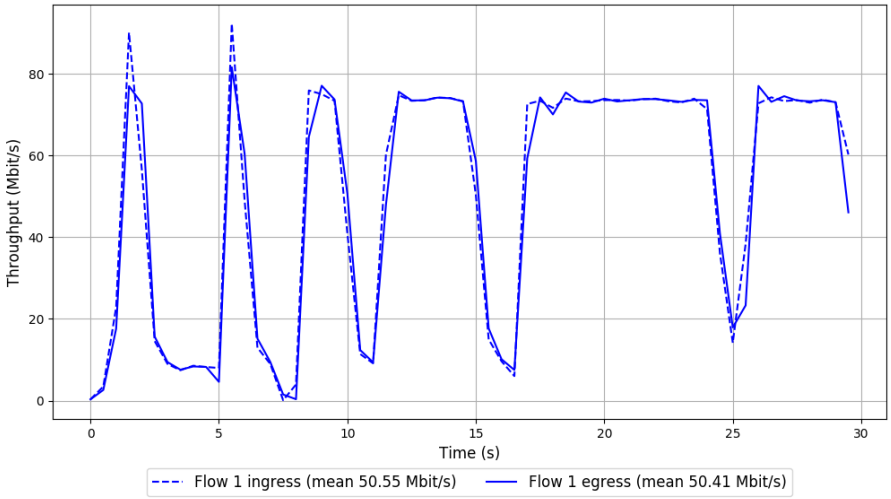

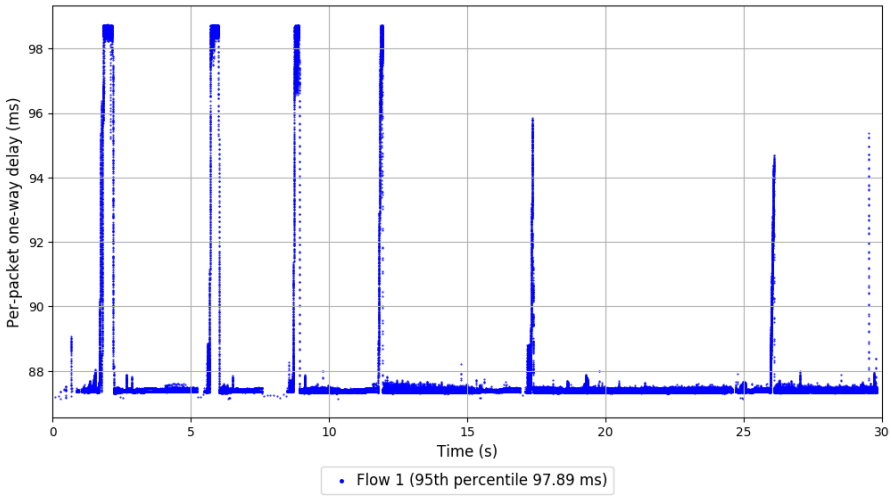

```
Run 3: Statistics of QUIC Cubic

Start at: 2018-01-25 06:29:30
End at: 2018-01-25 06:30:00
Local clock offset: 0.184 ms
Remote clock offset: -6.056 ms

# Below is generated by plot.py at 2018-01-25 12:22:51
# Datalink statistics
-- Total of 1 flow:
Average throughput: 48.96 Mbit/s
95th percentile per-packet one-way delay: 92.406 ms
Loss rate: 0.97%
-- Flow 1:
Average throughput: 48.96 Mbit/s
95th percentile per-packet one-way delay: 92.406 ms
Loss rate: 0.97%
```

Run 3: Report of QUIC Cubic — Data Link

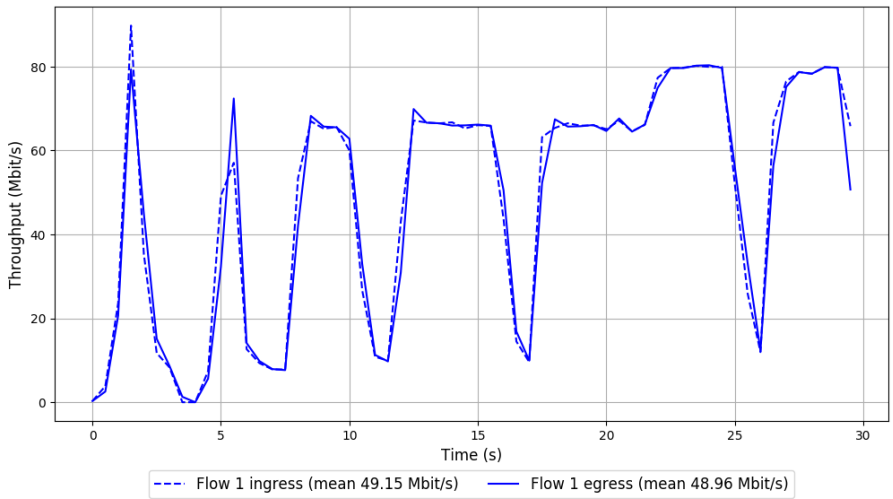

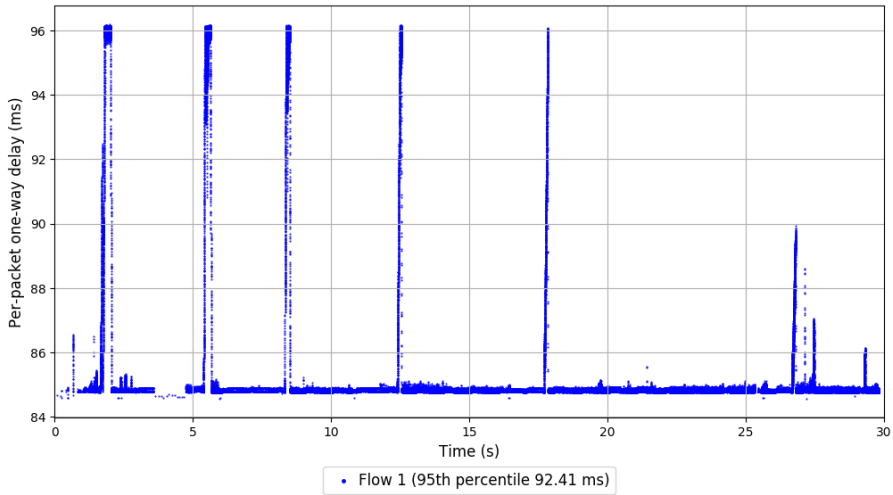

```
Run 4: Statistics of QUIC Cubic

Start at: 2018-01-25 06:49:17
End at: 2018-01-25 06:49:47
Local clock offset: 0.25 ms
Remote clock offset: 0.551 ms

# Below is generated by plot.py at 2018-01-25 12:22:51
# Datalink statistics
-- Total of 1 flow:
Average throughput: 51.21 Mbit/s
95th percentile per-packet one-way delay: 92.932 ms
Loss rate: 0.96%
-- Flow 1:
Average throughput: 51.21 Mbit/s
95th percentile per-packet one-way delay: 92.932 ms
Loss rate: 0.96%
```

Run 4: Report of QUIC Cubic — Data Link

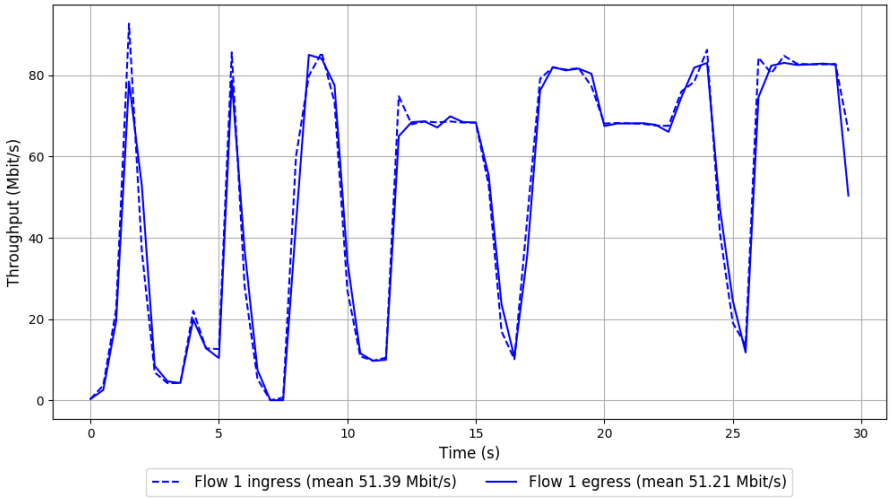

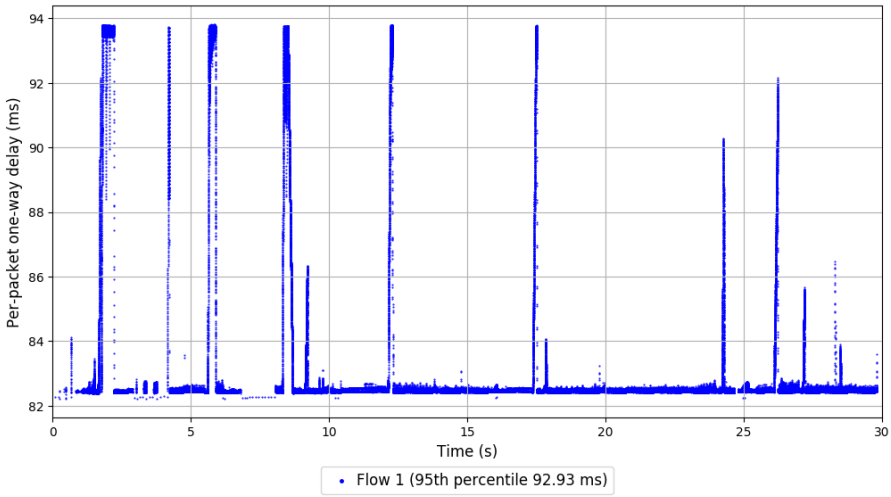

```
Run 5: Statistics of QUIC Cubic

Start at: 2018-01-25 07:09:07
End at: 2018-01-25 07:09:37
Local clock offset: 0.279 ms
Remote clock offset: 1.771 ms

# Below is generated by plot.py at 2018-01-25 12:22:51
# Datalink statistics
-- Total of 1 flow:
Average throughput: 59.60 Mbit/s
95th percentile per-packet one-way delay: 80.264 ms
Loss rate: 0.75%
-- Flow 1:
Average throughput: 59.60 Mbit/s
95th percentile per-packet one-way delay: 80.264 ms
Loss rate: 0.75%
```

Run 5: Report of QUIC Cubic — Data Link

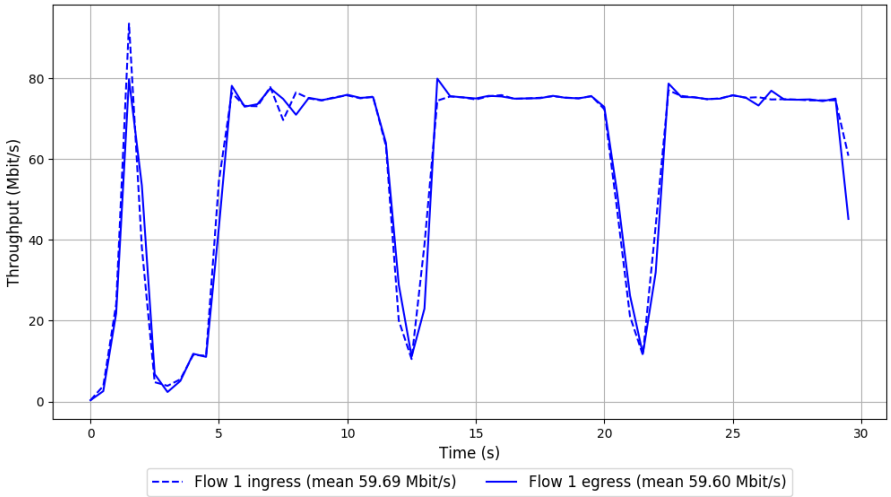

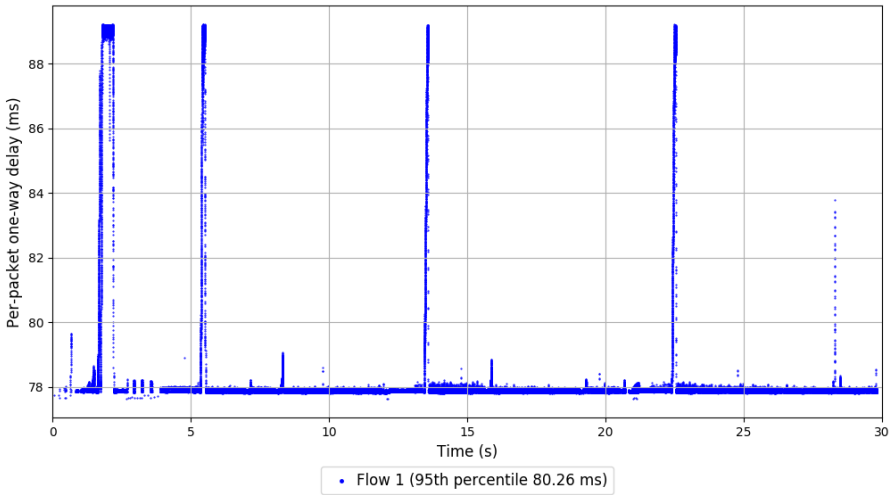

```
Run 6: Statistics of QUIC Cubic

Start at: 2018-01-25 07:28:53
End at: 2018-01-25 07:29:23
Local clock offset: 0.256 ms
Remote clock offset: 0.234 ms

# Below is generated by plot.py at 2018-01-25 12:23:06
# Datalink statistics
-- Total of 1 flow:
Average throughput: 78.40 Mbit/s
95th percentile per-packet one-way delay: 92.093 ms
Loss rate: 0.43%
-- Flow 1:
Average throughput: 78.40 Mbit/s
95th percentile per-packet one-way delay: 92.093 ms
Loss rate: 0.43%
```

Run 6: Report of QUIC Cubic — Data Link

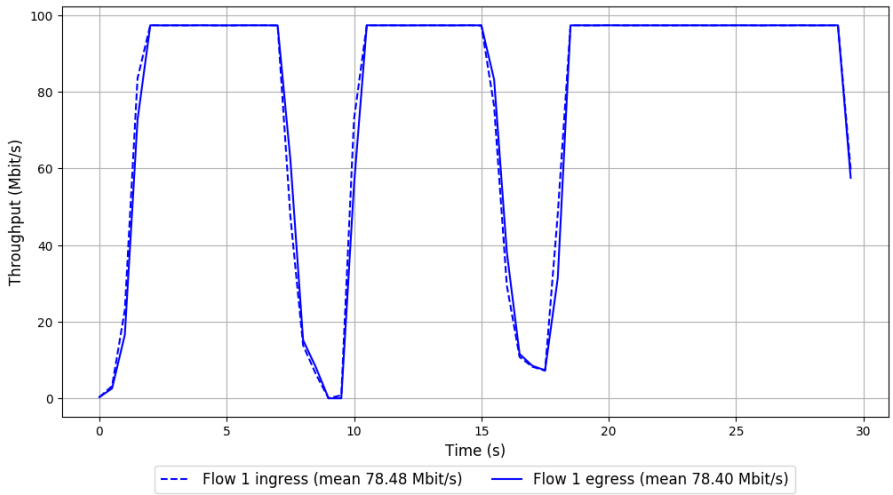

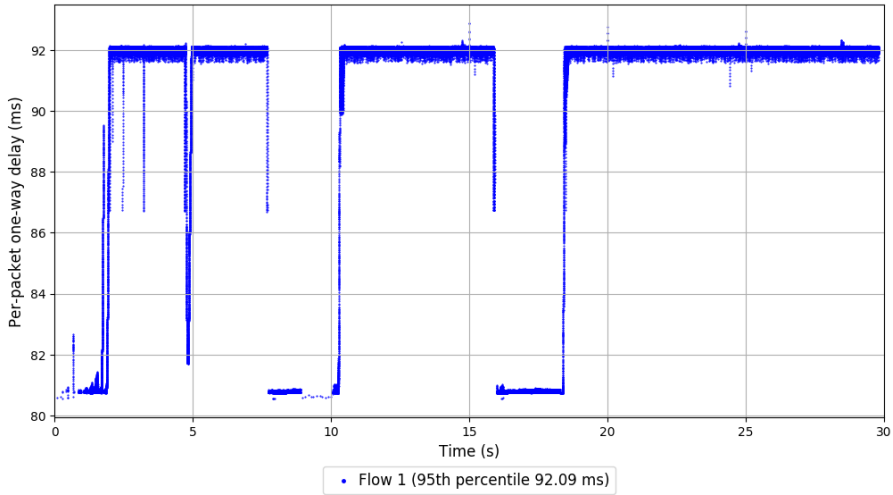

```
Run 7: Statistics of QUIC Cubic

Start at: 2018-01-25 07:48:39
End at: 2018-01-25 07:49:09
Local clock offset: 0.188 ms
Remote clock offset: -5.256 ms

# Below is generated by plot.py at 2018-01-25 12:23:06
# Datalink statistics
-- Total of 1 flow:
Average throughput: 40.69 Mbit/s
95th percentile per-packet one-way delay: 95.734 ms
Loss rate: 2.26%
-- Flow 1:
Average throughput: 40.69 Mbit/s
95th percentile per-packet one-way delay: 95.734 ms
Loss rate: 2.26%
```

Run 7: Report of QUIC Cubic — Data Link

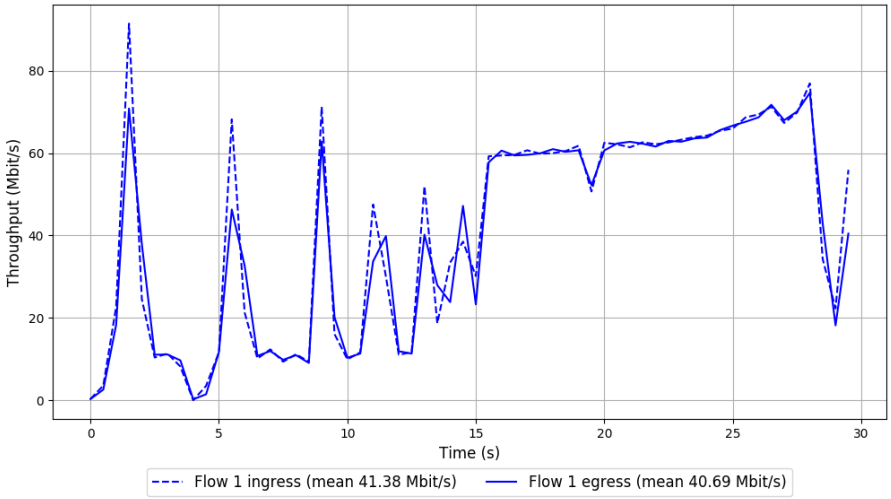

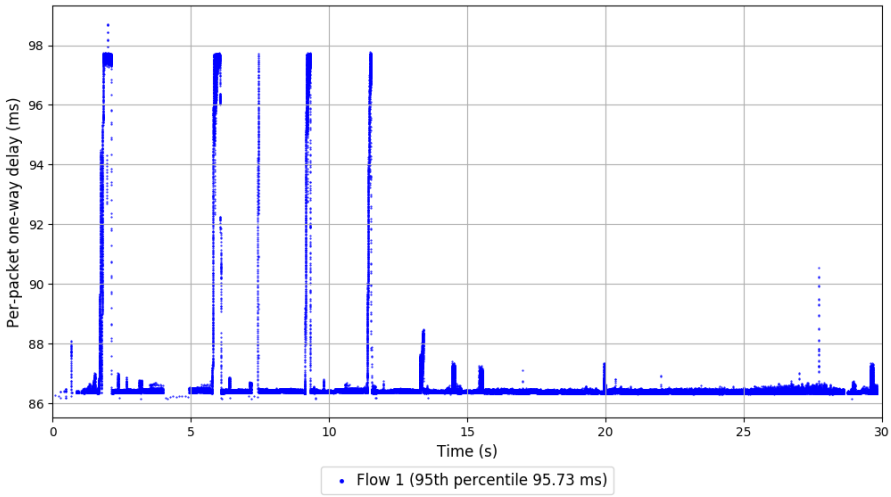

```
Run 8: Statistics of QUIC Cubic

Start at: 2018-01-25 08:08:17
End at: 2018-01-25 08:08:47
Local clock offset: 0.168 ms
Remote clock offset: -5.783 ms

# Below is generated by plot.py at 2018-01-25 12:23:08
# Datalink statistics
-- Total of 1 flow:
Average throughput: 39.22 Mbit/s
95th percentile per-packet one-way delay: 96.963 ms
Loss rate: 2.05%
-- Flow 1:
Average throughput: 39.22 Mbit/s
95th percentile per-packet one-way delay: 96.963 ms
Loss rate: 2.05%
```

Run 8: Report of QUIC Cubic — Data Link

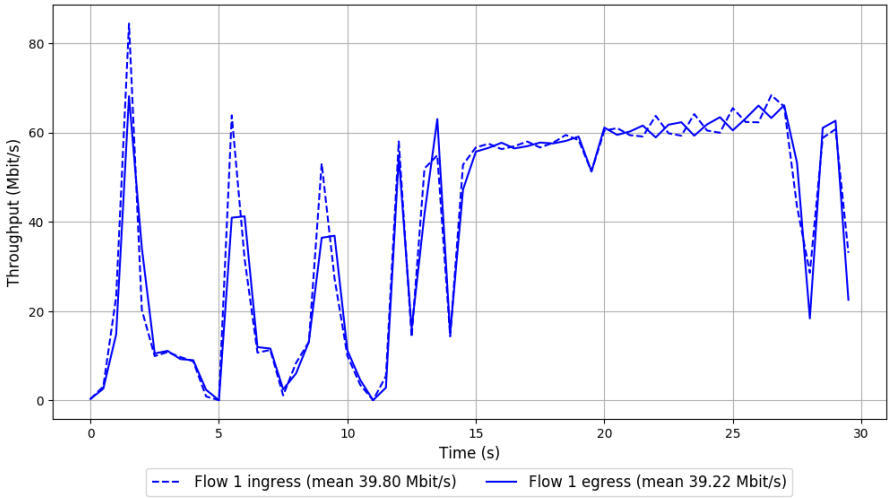

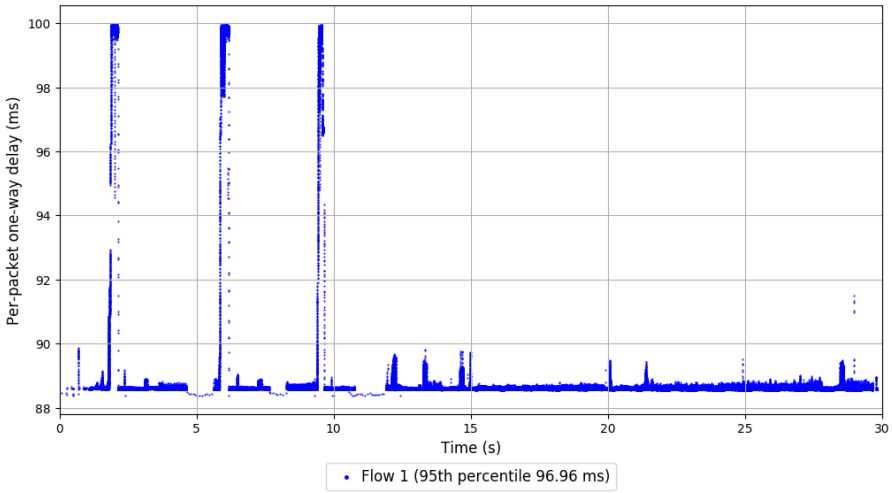

```
Run 9: Statistics of QUIC Cubic

Start at: 2018-01-25 08:28:03
End at: 2018-01-25 08:28:33
Local clock offset: -0.174 ms
Remote clock offset: -5.193 ms

# Below is generated by plot.py at 2018-01-25 12:23:17
# Datalink statistics
-- Total of 1 flow:
Average throughput: 44.38 Mbit/s
95th percentile per-packet one-way delay: 93.879 ms
Loss rate: 2.02%
-- Flow 1:
Average throughput: 44.38 Mbit/s
95th percentile per-packet one-way delay: 93.879 ms
Loss rate: 2.02%
```

Run 9: Report of QUIC Cubic — Data Link

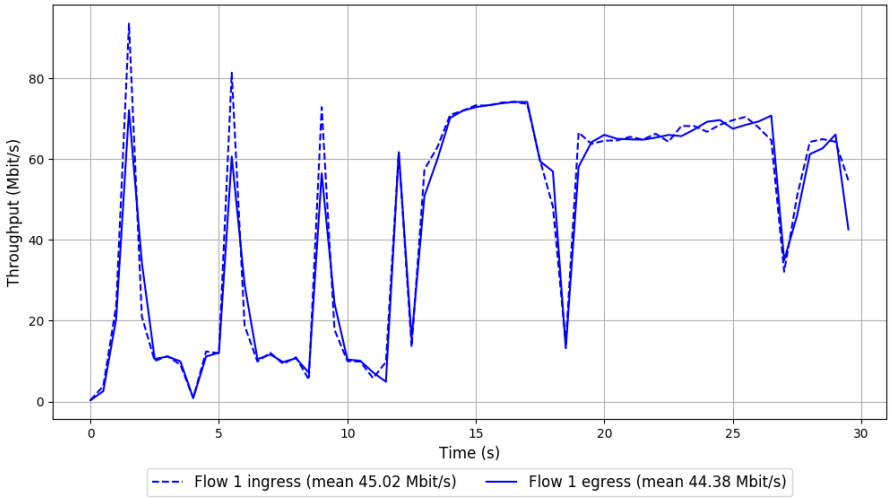

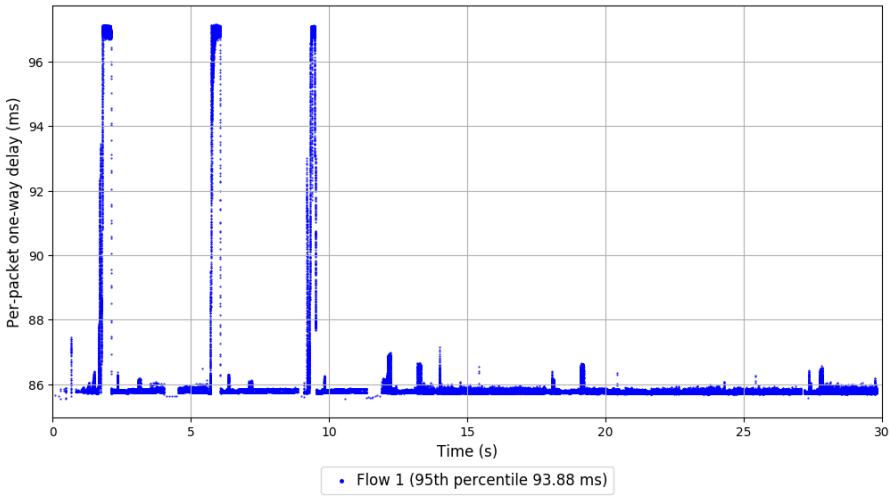

```
Run 10: Statistics of QUIC Cubic

Start at: 2018-01-25 08:47:51
End at: 2018-01-25 08:48:21
Local clock offset: -0.526 ms
Remote clock offset: -0.644 ms

# Below is generated by plot.py at 2018-01-25 12:23:29
# Datalink statistics
-- Total of 1 flow:
Average throughput: 53.91 Mbit/s
95th percentile per-packet one-way delay: 90.849 ms
Loss rate: 0.84%
-- Flow 1:
Average throughput: 53.91 Mbit/s
95th percentile per-packet one-way delay: 90.849 ms
Loss rate: 0.84%
```

Run 10: Report of QUIC Cubic — Data Link

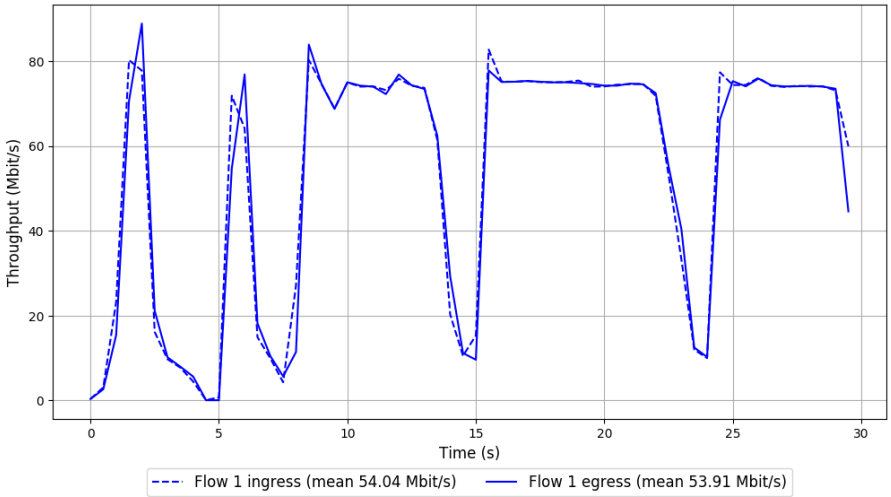

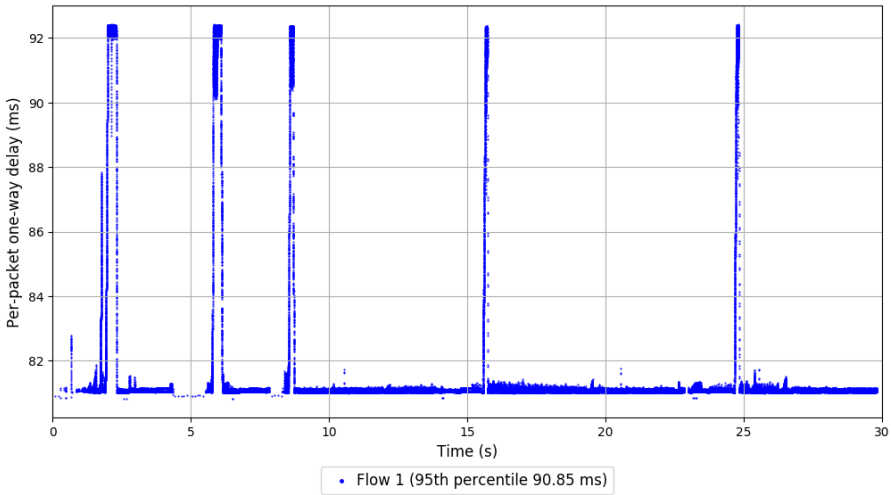

```
Run 1: Statistics of SCReAM

Start at: 2018-01-25 05:52:23
End at: 2018-01-25 05:52:53
Local clock offset: 0.244 ms
Remote clock offset: -1.366 ms

# Below is generated by plot.py at 2018-01-25 12:23:29
# Datalink statistics
-- Total of 1 flow:
Average throughput: 0.22 Mbit/s
95th percentile per-packet one-way delay: 81.277 ms
Loss rate: 0.64%
-- Flow 1:
Average throughput: 0.22 Mbit/s
95th percentile per-packet one-way delay: 81.277 ms
Loss rate: 0.64%
```

Run 1: Report of SCReAM — Data Link

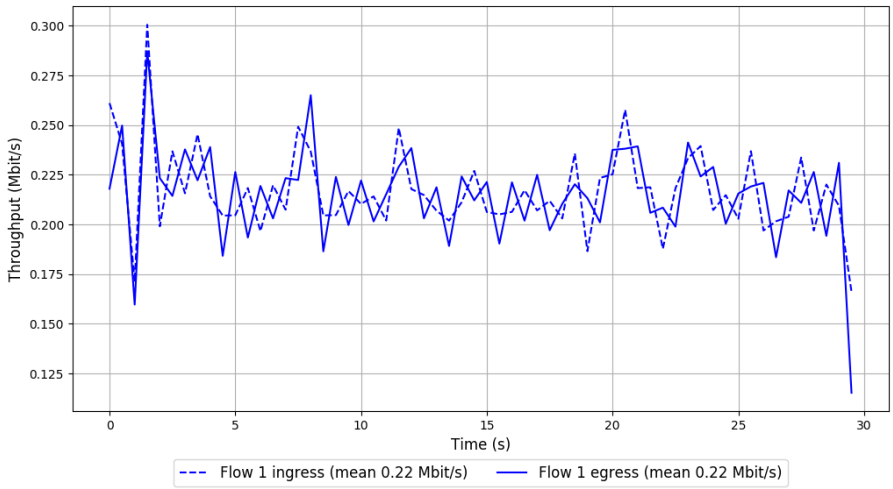

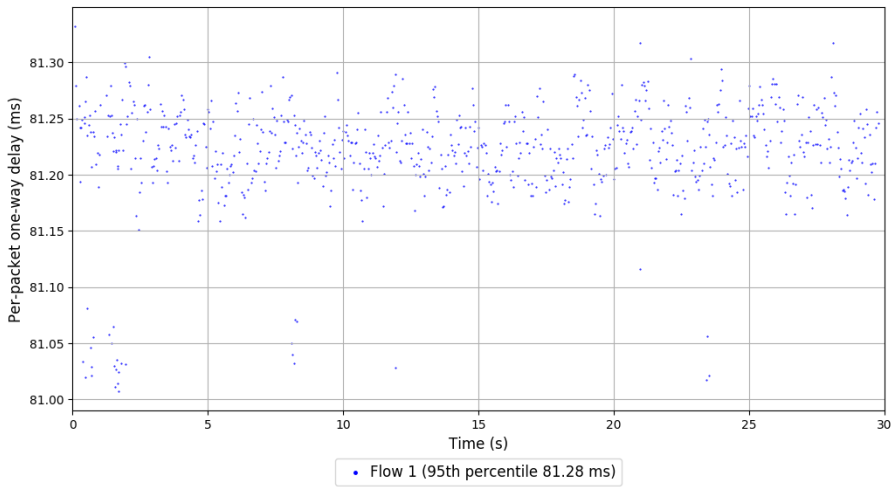

```
Run 2: Statistics of SCReAM

Start at: 2018-01-25 06:12:14
End at: 2018-01-25 06:12:44
Local clock offset: 0.204 ms
Remote clock offset: -5.21 ms

# Below is generated by plot.py at 2018-01-25 12:23:29
# Datalink statistics
-- Total of 1 flow:
Average throughput: 0.21 Mbit/s
95th percentile per-packet one-way delay: 86.925 ms
Loss rate: 0.51%
-- Flow 1:
Average throughput: 0.21 Mbit/s
95th percentile per-packet one-way delay: 86.925 ms
Loss rate: 0.51%
```

Run 2: Report of SCReAM — Data Link

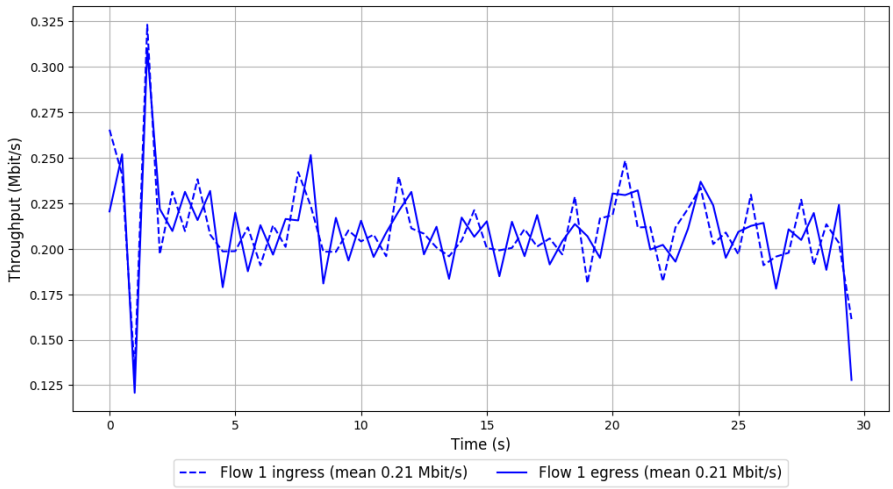

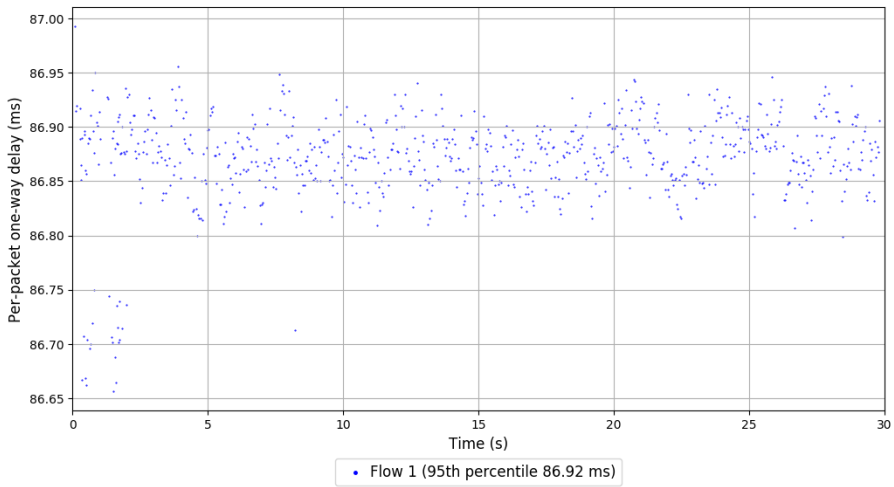

```
Run 3: Statistics of SCReAM

Start at: 2018-01-25 06:32:00
End at: 2018-01-25 06:32:30
Local clock offset: 0.2 ms
Remote clock offset: -0.2 ms

# Below is generated by plot.py at 2018-01-25 12:23:29
# Datalink statistics
-- Total of 1 flow:
Average throughput: 0.22 Mbit/s
95th percentile per-packet one-way delay: 80.457 ms
Loss rate: 0.51%
-- Flow 1:
Average throughput: 0.22 Mbit/s
95th percentile per-packet one-way delay: 80.457 ms
Loss rate: 0.51%
```

Run 3: Report of SCReAM — Data Link

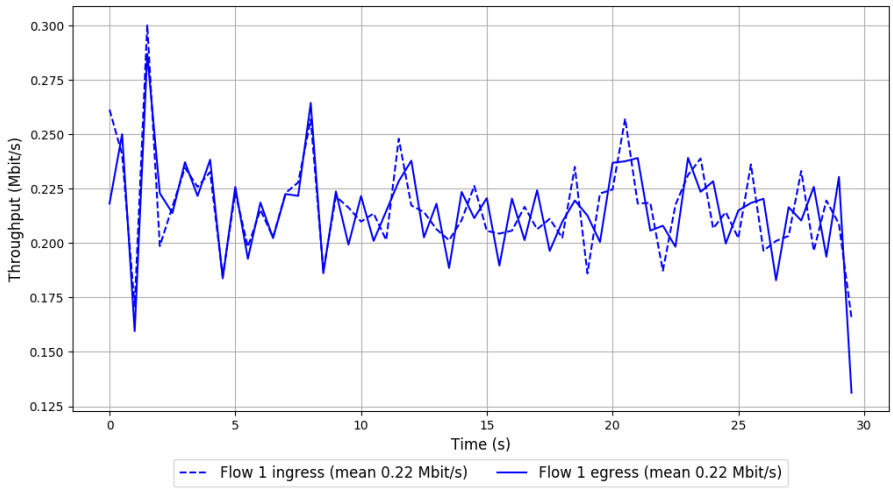

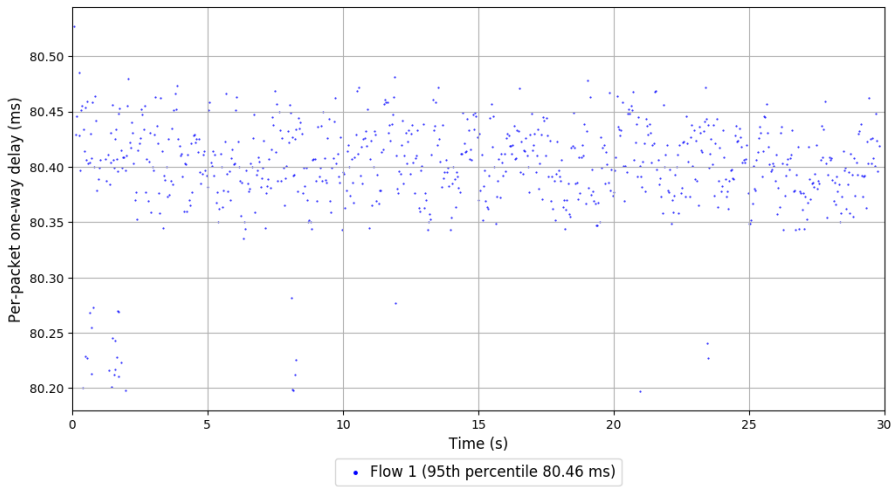

```
Run 4: Statistics of SCReAM

Start at: 2018-01-25 06:51:47
End at: 2018-01-25 06:52:17
Local clock offset: 0.191 ms
Remote clock offset: -5.379 ms

# Below is generated by plot.py at 2018-01-25 12:23:29
# Datalink statistics
-- Total of 1 flow:
Average throughput: 0.22 Mbit/s
95th percentile per-packet one-way delay: 86.459 ms
Loss rate: 0.51%
-- Flow 1:
Average throughput: 0.22 Mbit/s
95th percentile per-packet one-way delay: 86.459 ms
Loss rate: 0.51%
```

Run 4: Report of SCReAM — Data Link

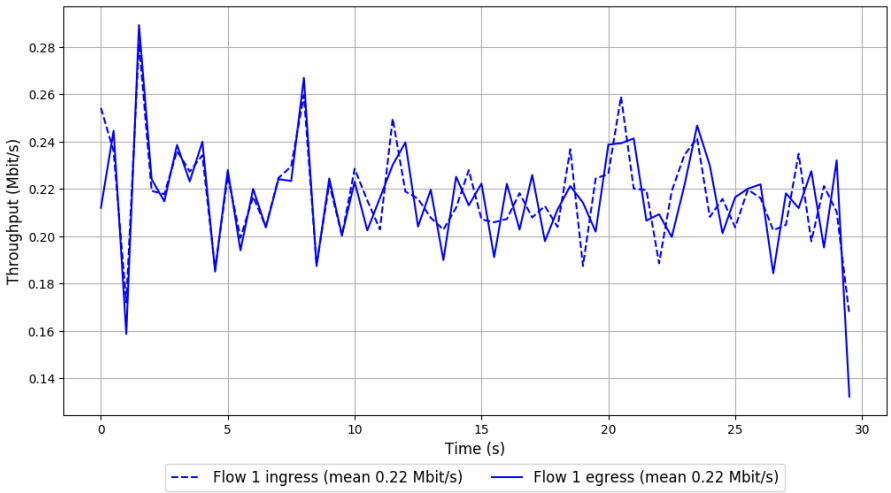

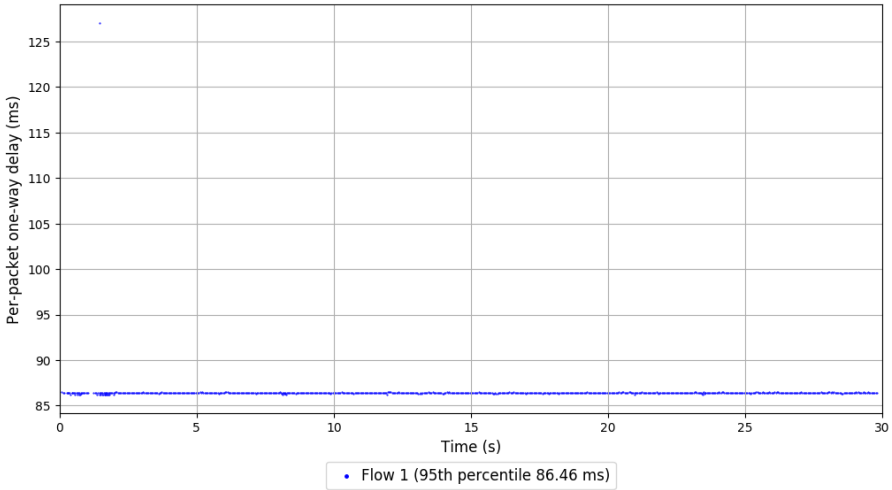

```
Run 5: Statistics of SCReAM

Start at: 2018-01-25 07:11:37
End at: 2018-01-25 07:12:07
Local clock offset: 0.274 ms
Remote clock offset: 1.504 ms

# Below is generated by plot.py at 2018-01-25 12:23:29
# Datalink statistics
-- Total of 1 flow:
Average throughput: 0.22 Mbit/s
95th percentile per-packet one-way delay: 81.634 ms
Loss rate: 0.51%
-- Flow 1:
Average throughput: 0.22 Mbit/s
95th percentile per-packet one-way delay: 81.634 ms
Loss rate: 0.51%
```

Run 5: Report of SCReAM — Data Link

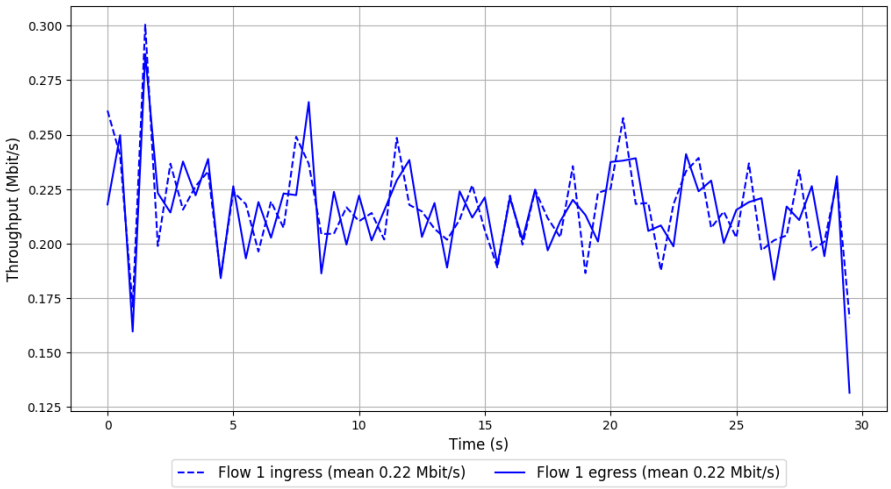

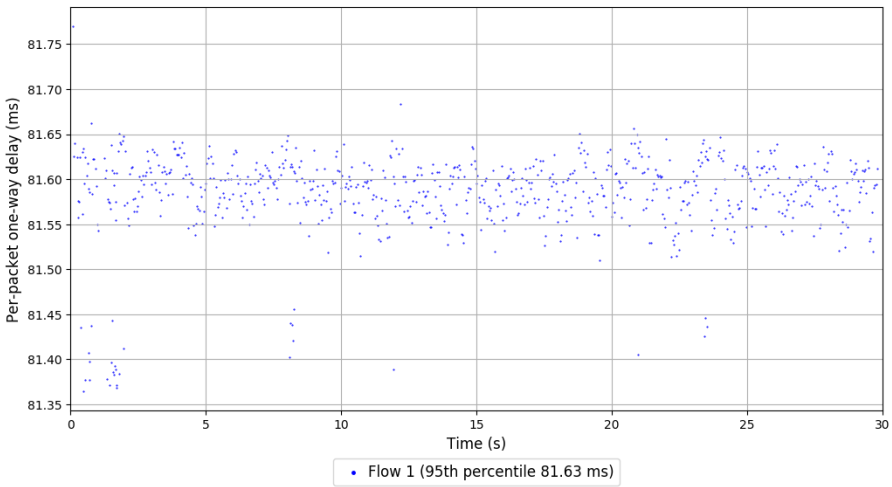

```
Run 6: Statistics of SCReAM

Start at: 2018-01-25 07:31:24
End at: 2018-01-25 07:31:54
Local clock offset: 0.242 ms
Remote clock offset: 1.206 ms

# Below is generated by plot.py at 2018-01-25 12:23:29
# Datalink statistics
-- Total of 1 flow:
Average throughput: 0.22 Mbit/s
95th percentile per-packet one-way delay: 80.224 ms
Loss rate: 0.51%
-- Flow 1:
Average throughput: 0.22 Mbit/s
95th percentile per-packet one-way delay: 80.224 ms
Loss rate: 0.51%
```

Run 6: Report of SCReAM — Data Link

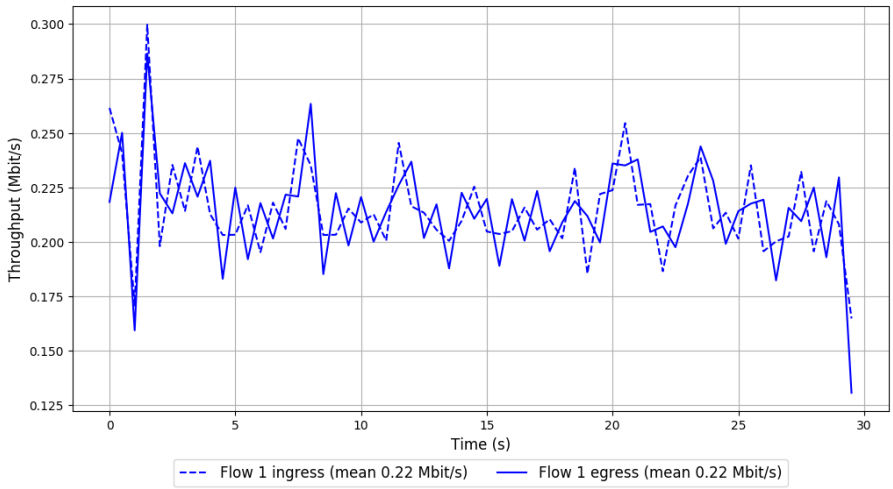

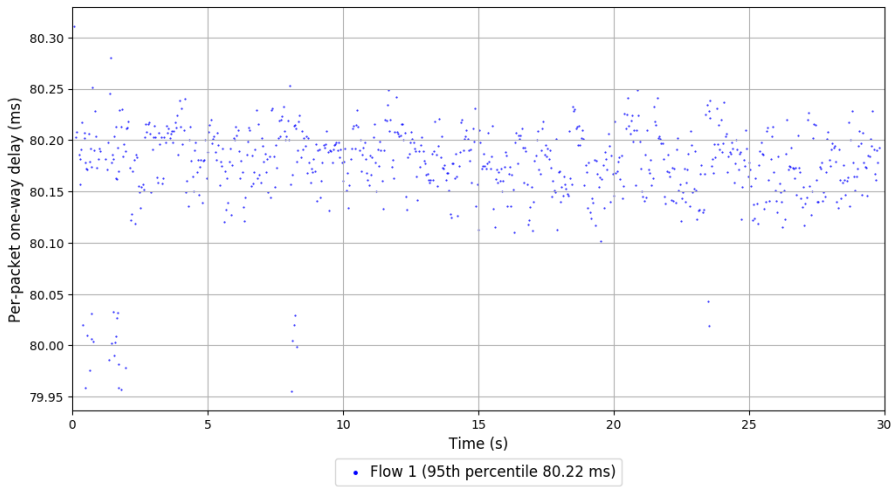

```
Run 7: Statistics of SCReAM

Start at: 2018-01-25 07:51:08
End at: 2018-01-25 07:51:38
Local clock offset: 0.215 ms
Remote clock offset: -4.703 ms

# Below is generated by plot.py at 2018-01-25 12:23:29
# Datalink statistics
-- Total of 1 flow:
Average throughput: 0.22 Mbit/s
95th percentile per-packet one-way delay: 87.722 ms
Loss rate: 0.51%
-- Flow 1:
Average throughput: 0.22 Mbit/s
95th percentile per-packet one-way delay: 87.722 ms
Loss rate: 0.51%
```

Run 7: Report of SCReAM — Data Link

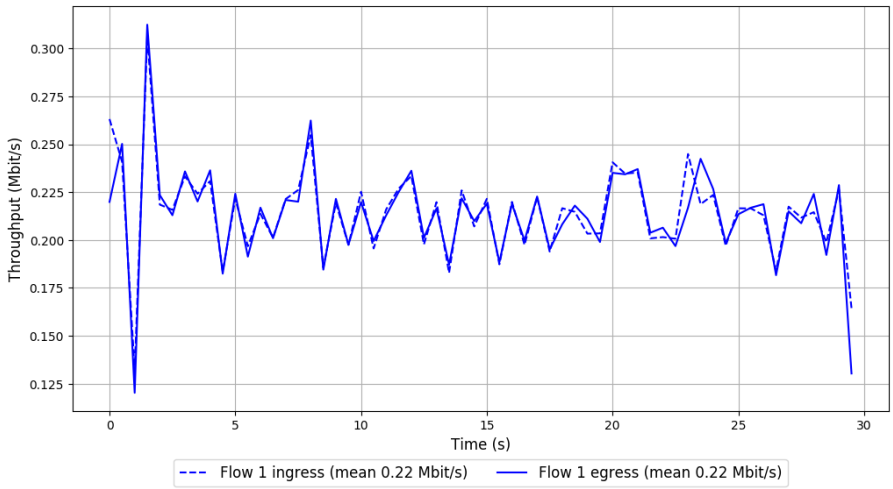

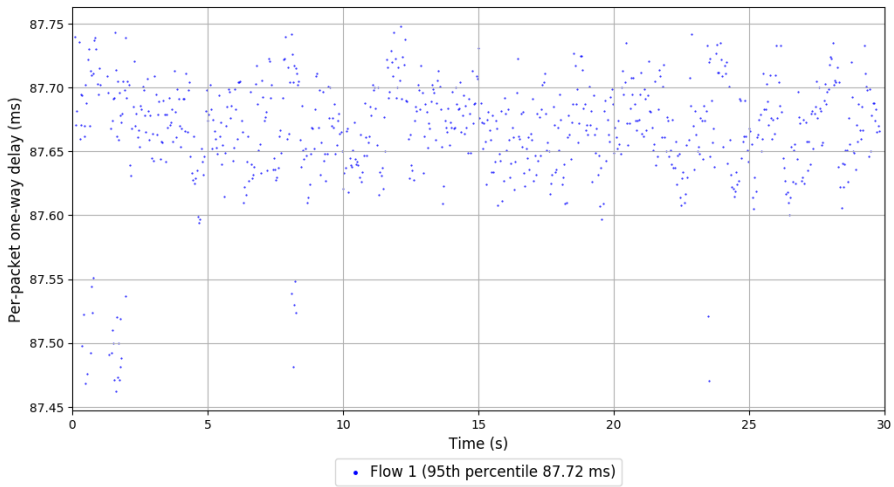

```
Run 8: Statistics of SCReAM

Start at: 2018-01-25 08:10:47
End at: 2018-01-25 08:11:17
Local clock offset: 0.173 ms
Remote clock offset: -5.786 ms

# Below is generated by plot.py at 2018-01-25 12:23:29
# Datalink statistics
-- Total of 1 flow:
Average throughput: 0.22 Mbit/s
95th percentile per-packet one-way delay: 86.613 ms
Loss rate: 0.51%
-- Flow 1:
Average throughput: 0.22 Mbit/s
95th percentile per-packet one-way delay: 86.613 ms
Loss rate: 0.51%
```

Run 8: Report of SCReAM — Data Link

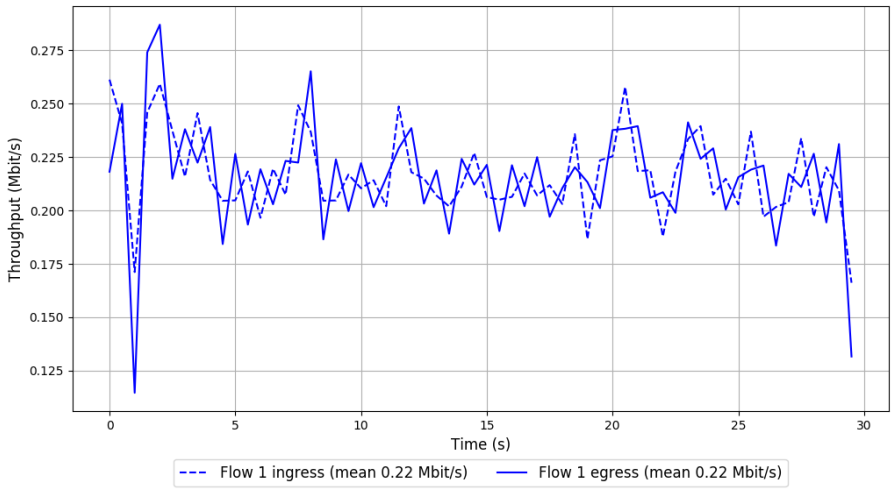

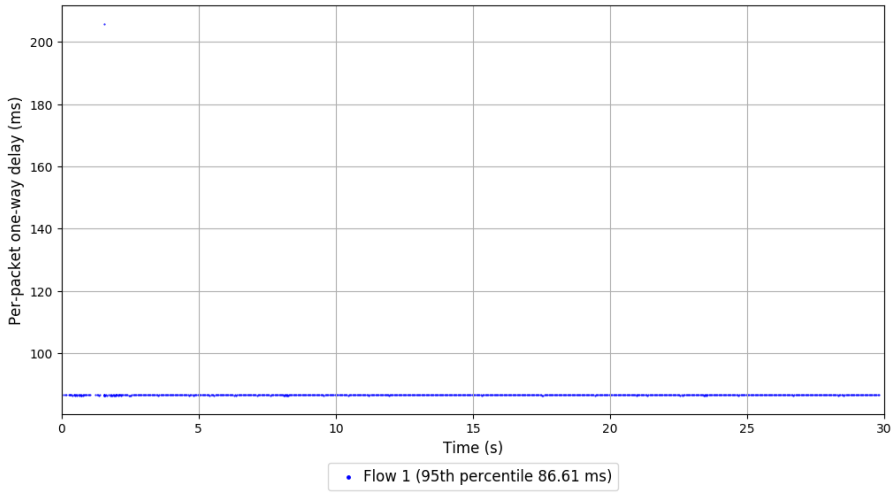

```
Run 9: Statistics of SCReAM

Start at: 2018-01-25 08:30:33
End at: 2018-01-25 08:31:03
Local clock offset: -0.155 ms
Remote clock offset: -4.855 ms

# Below is generated by plot.py at 2018-01-25 12:23:29
# Datalink statistics
-- Total of 1 flow:
Average throughput: 0.22 Mbit/s
95th percentile per-packet one-way delay: 87.074 ms
Loss rate: 0.51%
-- Flow 1:
Average throughput: 0.22 Mbit/s
95th percentile per-packet one-way delay: 87.074 ms
Loss rate: 0.51%
```

Run 9: Report of SCReAM — Data Link

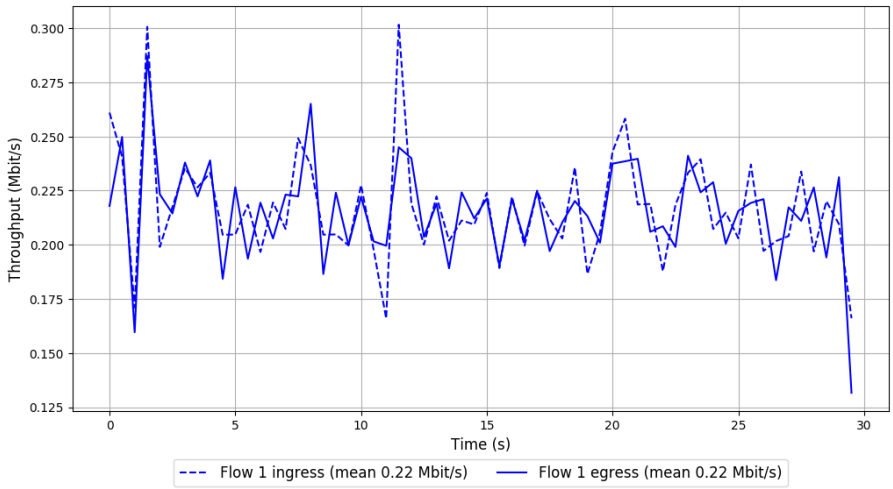

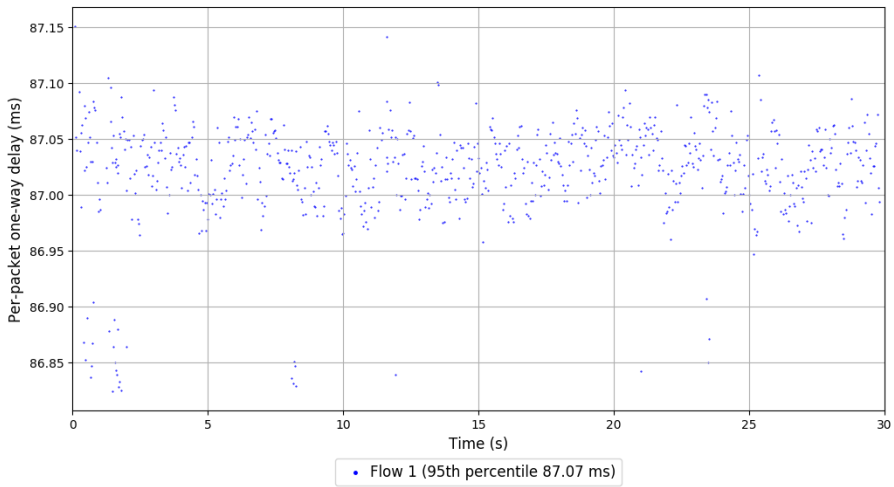

```
Run 10: Statistics of SCReAM

Start at: 2018-01-25 08:50:22
End at: 2018-01-25 08:50:52
Local clock offset: -0.519 ms
Remote clock offset: -6.424 ms

# Below is generated by plot.py at 2018-01-25 12:23:29
# Datalink statistics
-- Total of 1 flow:
Average throughput: 0.22 Mbit/s
95th percentile per-packet one-way delay: 86.746 ms
Loss rate: 0.51%
-- Flow 1:
Average throughput: 0.22 Mbit/s
95th percentile per-packet one-way delay: 86.746 ms
Loss rate: 0.51%
```

Run 10: Report of SCReAM — Data Link

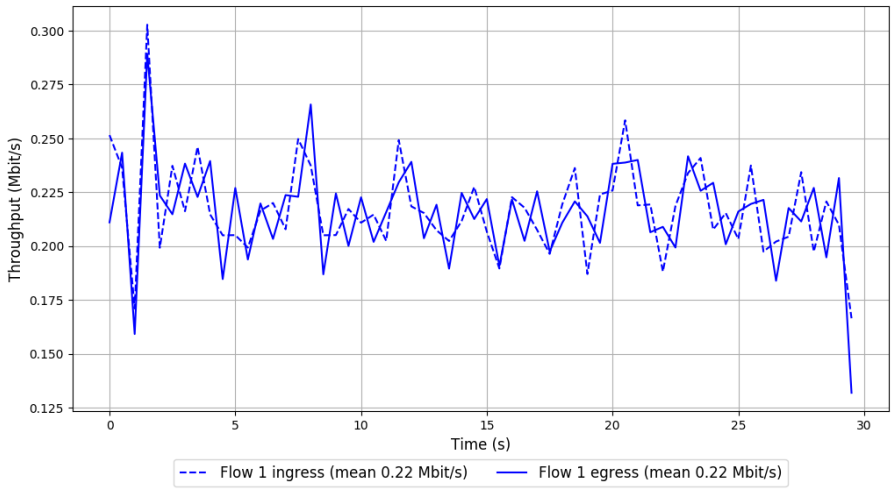

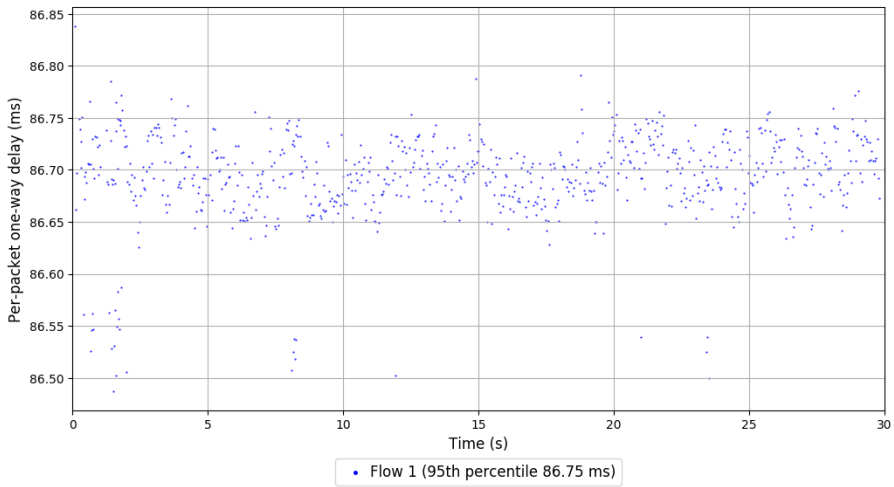

```
Run 1: Statistics of WebRTC media

Start at: 2018-01-25 05:47:29
End at: 2018-01-25 05:47:59
Local clock offset: 0.336 ms
Remote clock offset: -0.145 ms

# Below is generated by plot.py at 2018-01-25 12:23:29
# Datalink statistics
-- Total of 1 flow:
Average throughput: 2.26 Mbit/s
95th percentile per-packet one-way delay: 80.503 ms
Loss rate: 0.63%
-- Flow 1:
Average throughput: 2.26 Mbit/s
95th percentile per-packet one-way delay: 80.503 ms
Loss rate: 0.63%
```

Run 1: Report of WebRTC media — Data Link

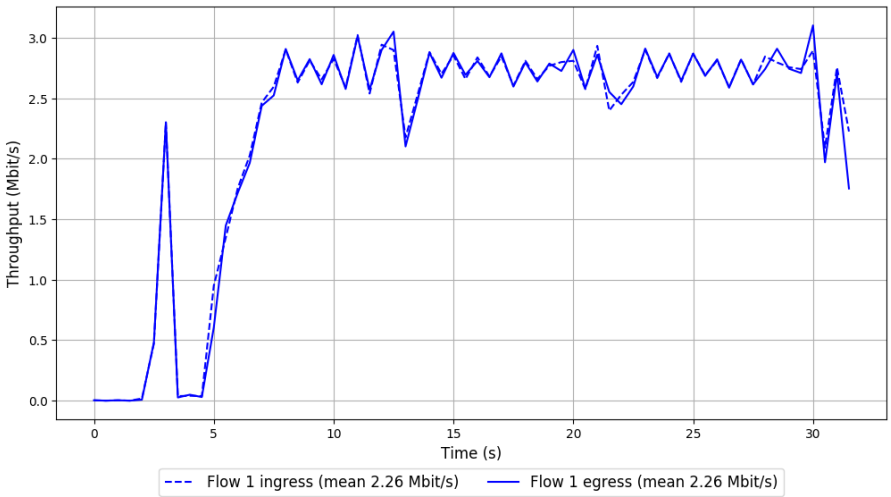

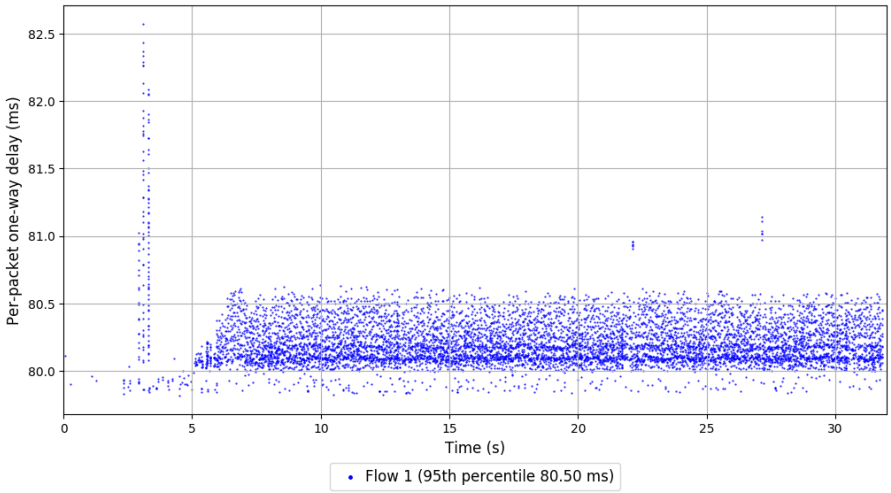

```
Run 2: Statistics of WebRTC media

Start at: 2018-01-25 06:07:20
End at: 2018-01-25 06:07:50
Local clock offset: 0.227 ms
Remote clock offset: -5.669 ms

# Below is generated by plot.py at 2018-01-25 12:23:29
# Datalink statistics
-- Total of 1 flow:
Average throughput: 2.27 Mbit/s
95th percentile per-packet one-way delay: 84.331 ms
Loss rate: 0.75%
-- Flow 1:
Average throughput: 2.27 Mbit/s
95th percentile per-packet one-way delay: 84.331 ms
Loss rate: 0.75%
```

Run 2: Report of WebRTC media — Data Link

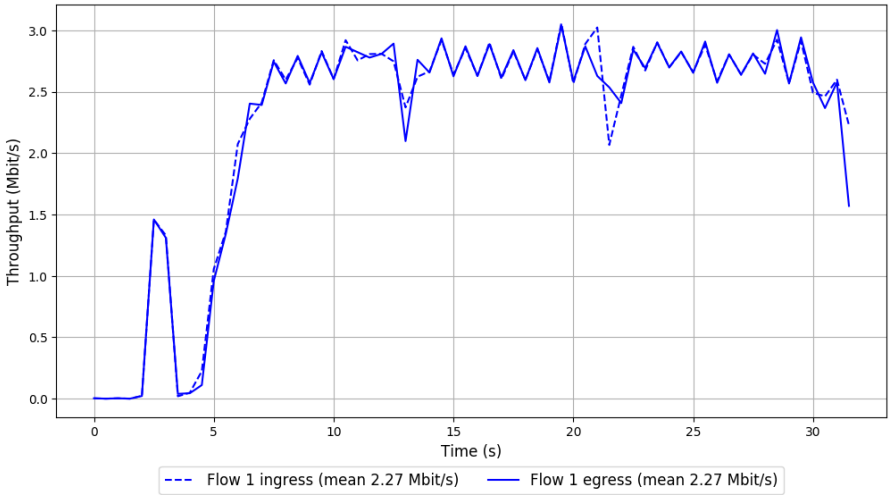

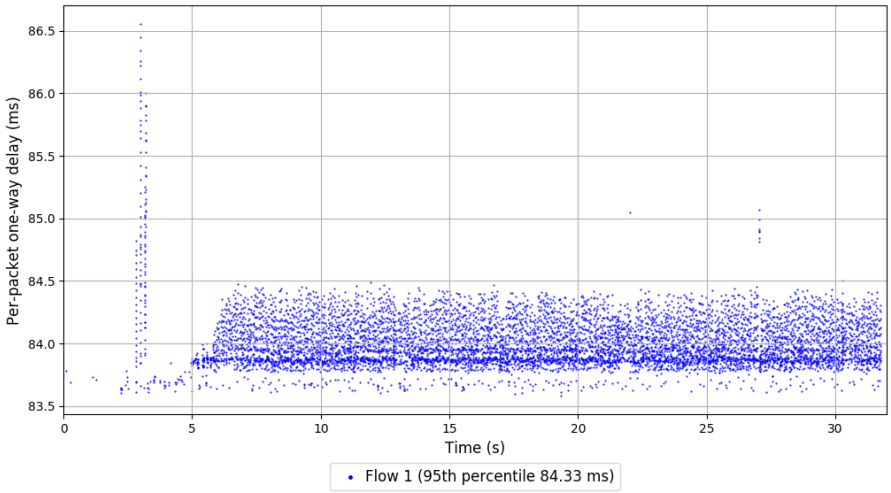

```
Run 3: Statistics of WebRTC media

Start at: 2018-01-25 06:27:05
End at: 2018-01-25 06:27:35
Local clock offset: 0.127 ms
Remote clock offset: -0.206 ms

# Below is generated by plot.py at 2018-01-25 12:23:29
# Datalink statistics
-- Total of 1 flow:
Average throughput: 2.12 Mbit/s
95th percentile per-packet one-way delay: 82.421 ms
Loss rate: 0.72%
-- Flow 1:
Average throughput: 2.12 Mbit/s
95th percentile per-packet one-way delay: 82.421 ms
Loss rate: 0.72%
```

Run 3: Report of WebRTC media — Data Link

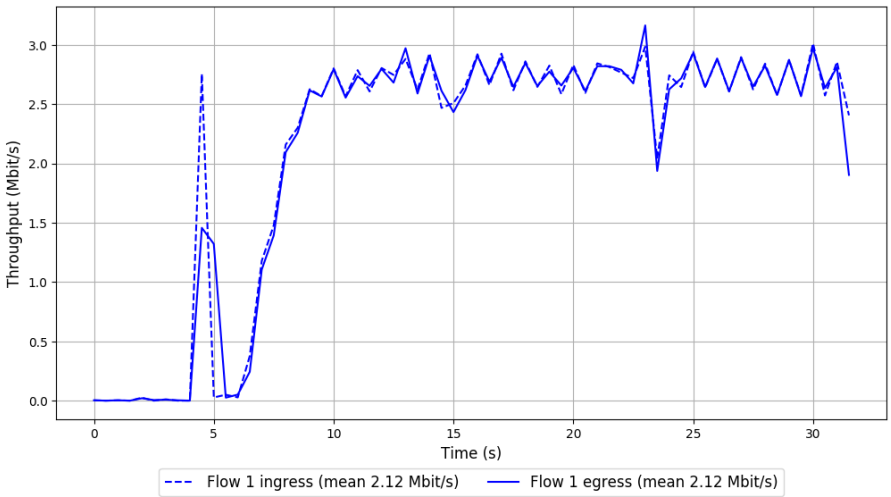

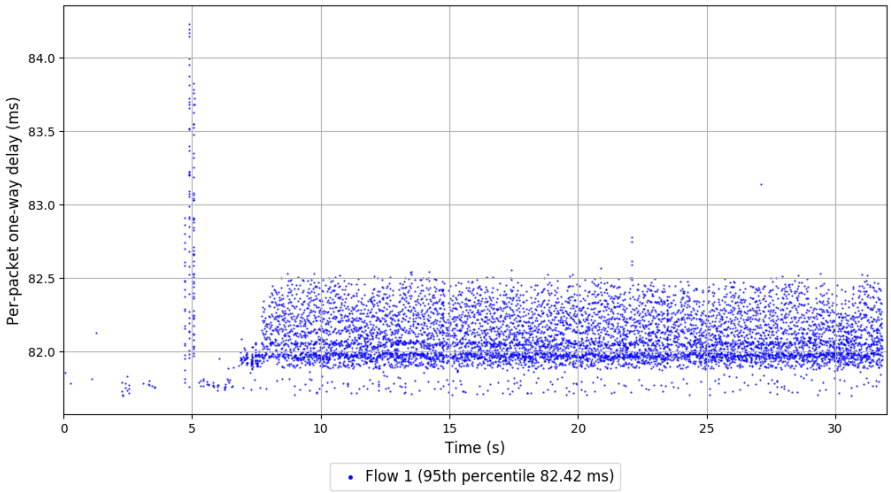

```
Run 4: Statistics of WebRTC media

Start at: 2018-01-25 06:46:53
End at: 2018-01-25 06:47:23
Local clock offset: 0.155 ms
Remote clock offset: -5.323 ms

# Below is generated by plot.py at 2018-01-25 12:23:29
# Datalink statistics
-- Total of 1 flow:
Average throughput: 2.28 Mbit/s
95th percentile per-packet one-way delay: 86.531 ms
Loss rate: 0.65%
-- Flow 1:
Average throughput: 2.28 Mbit/s
95th percentile per-packet one-way delay: 86.531 ms
Loss rate: 0.65%
```

Run 4: Report of WebRTC media — Data Link

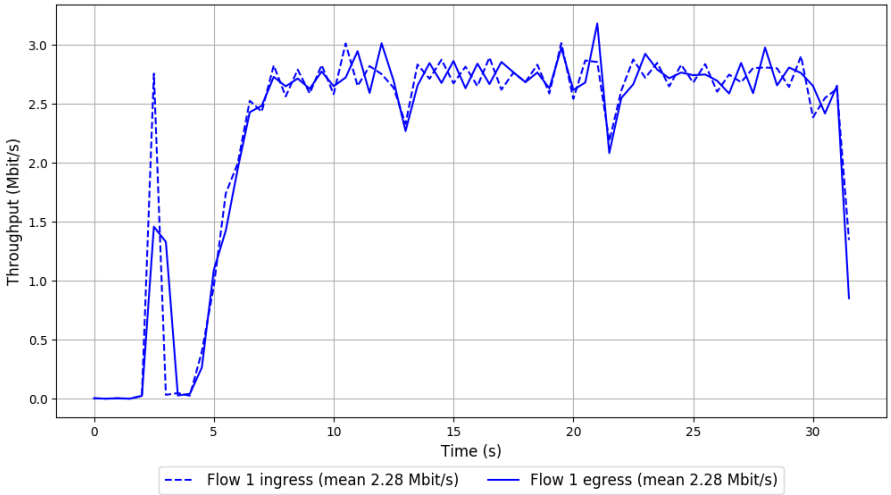

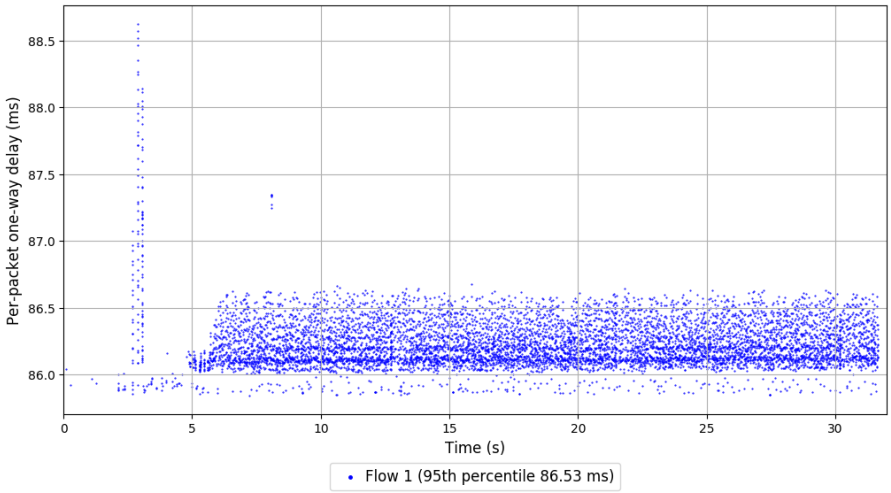

```
Run 5: Statistics of WebRTC media

Start at: 2018-01-25 07:06:42
End at: 2018-01-25 07:07:12
Local clock offset: 0.293 ms
Remote clock offset: 0.828 ms

# Below is generated by plot.py at 2018-01-25 12:23:29
# Datalink statistics
-- Total of 1 flow:
Average throughput: 2.26 Mbit/s
95th percentile per-packet one-way delay: 81.119 ms
Loss rate: 0.78%
-- Flow 1:
Average throughput: 2.26 Mbit/s
95th percentile per-packet one-way delay: 81.119 ms
Loss rate: 0.78%
```

Run 5: Report of WebRTC media — Data Link

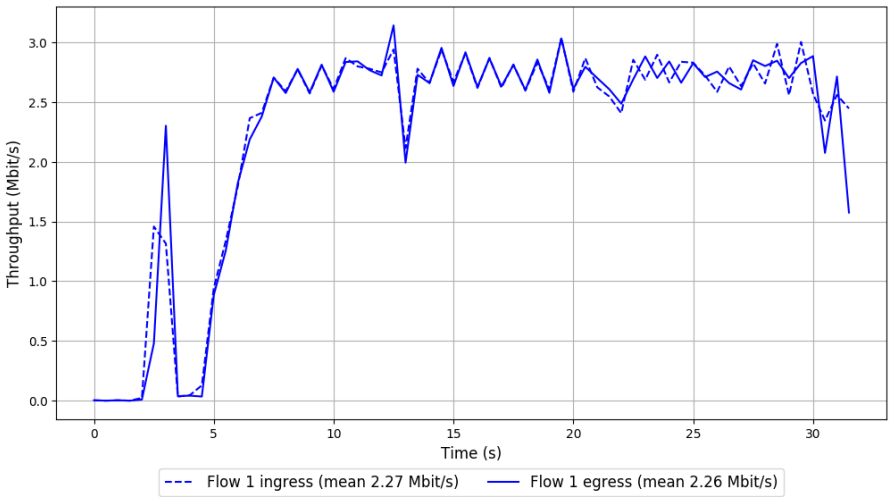

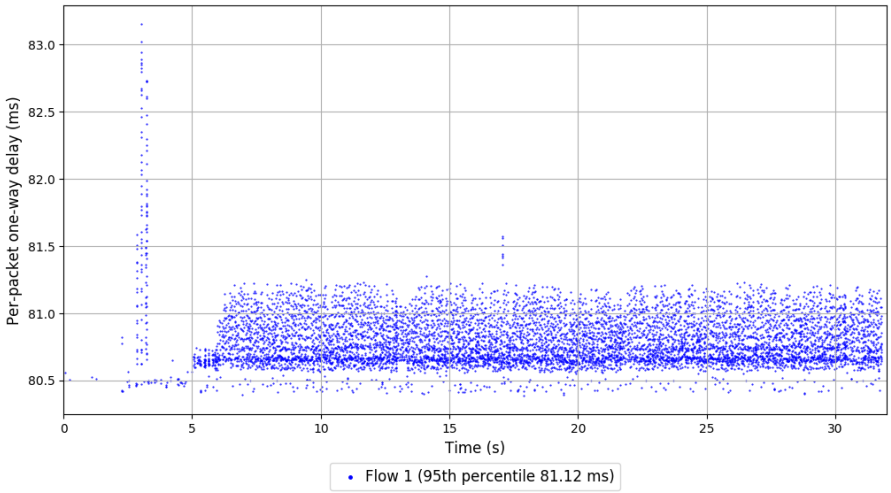

```
Run 6: Statistics of WebRTC media

Start at: 2018-01-25 07:26:29
End at: 2018-01-25 07:26:59
Local clock offset: 0.235 ms
Remote clock offset: 0.259 ms

# Below is generated by plot.py at 2018-01-25 12:23:29
# Datalink statistics
-- Total of 1 flow:
Average throughput: 2.27 Mbit/s
95th percentile per-packet one-way delay: 82.834 ms
Loss rate: 0.78%
-- Flow 1:
Average throughput: 2.27 Mbit/s
95th percentile per-packet one-way delay: 82.834 ms
Loss rate: 0.78%
```

Run 6: Report of WebRTC media — Data Link

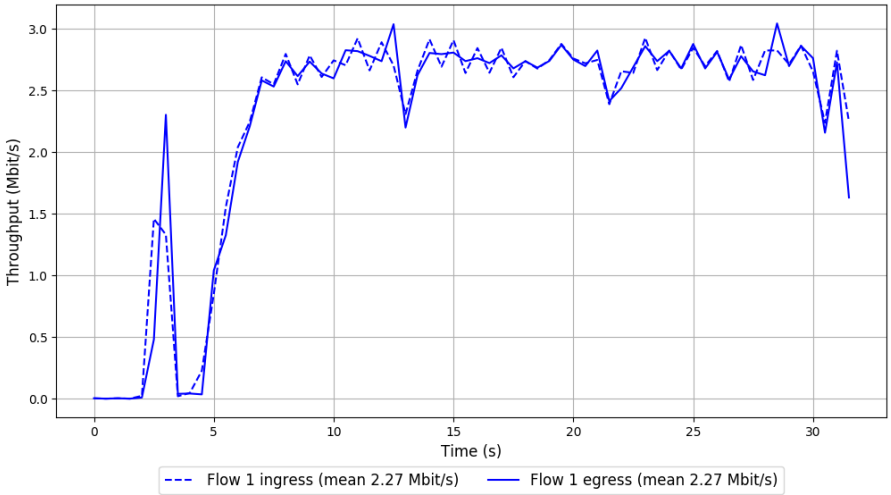

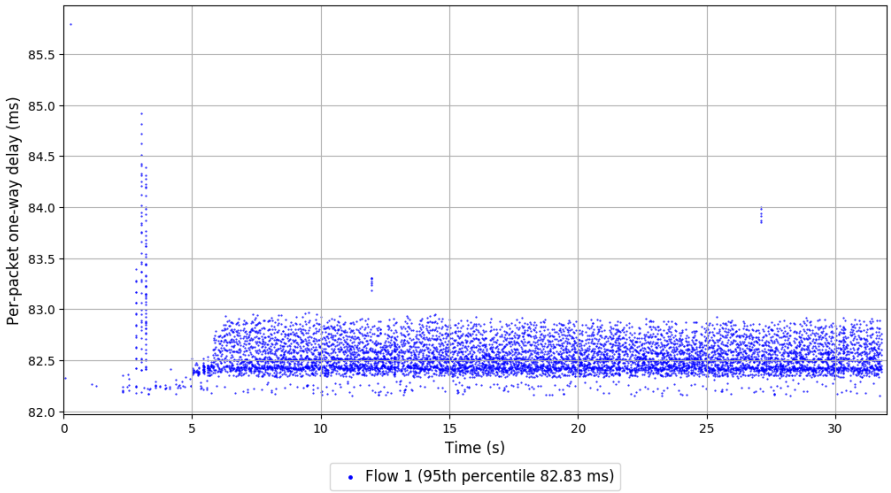

```
Run 7: Statistics of WebRTC media

Start at: 2018-01-25 07:46:15
End at: 2018-01-25 07:46:45
Local clock offset: 0.218 ms
Remote clock offset: -4.363 ms

# Below is generated by plot.py at 2018-01-25 12:23:29
# Datalink statistics
-- Total of 1 flow:
Average throughput: 2.27 Mbit/s
95th percentile per-packet one-way delay: 87.365 ms
Loss rate: 0.67%
-- Flow 1:
Average throughput: 2.27 Mbit/s
95th percentile per-packet one-way delay: 87.365 ms
Loss rate: 0.67%
```

Run 7: Report of WebRTC media — Data Link

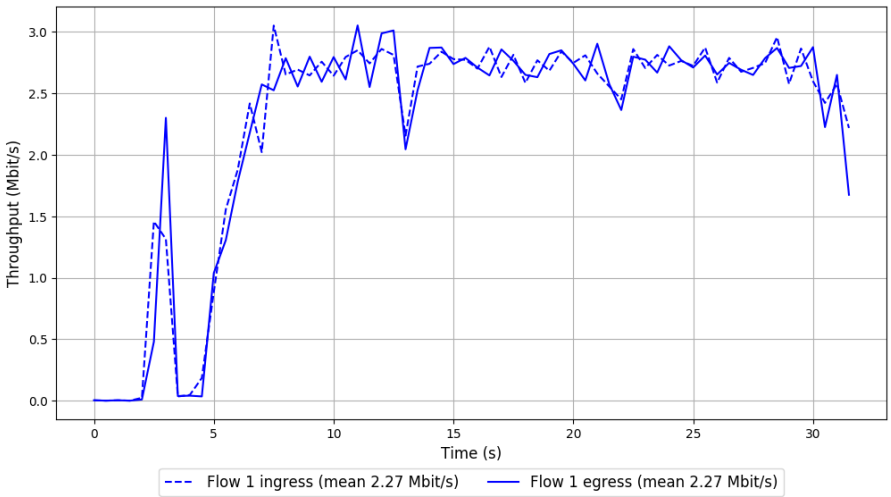

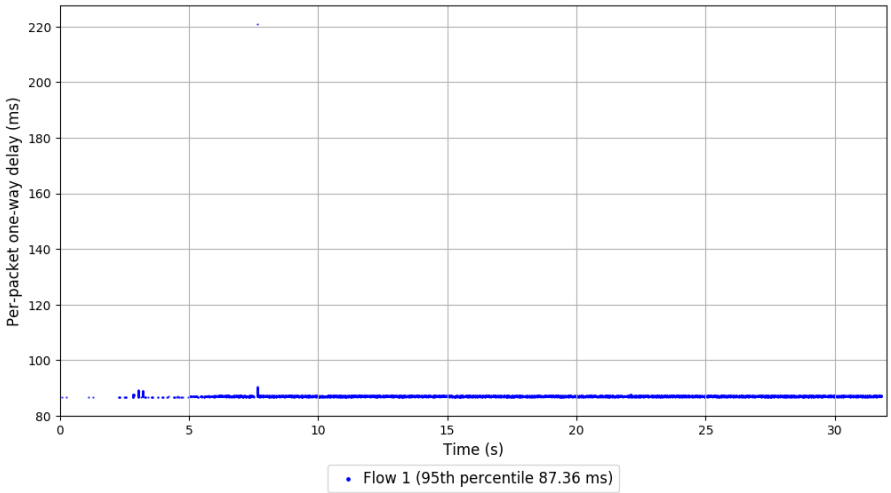

```
Run 8: Statistics of WebRTC media

Start at: 2018-01-25 08:05:53
End at: 2018-01-25 08:06:23
Local clock offset: 0.176 ms
Remote clock offset: -4.78 ms

# Below is generated by plot.py at 2018-01-25 12:23:29
# Datalink statistics
-- Total of 1 flow:
Average throughput: 2.27 Mbit/s
95th percentile per-packet one-way delay: 86.105 ms
Loss rate: 0.63%
-- Flow 1:
Average throughput: 2.27 Mbit/s
95th percentile per-packet one-way delay: 86.105 ms
Loss rate: 0.63%
```

Run 8: Report of WebRTC media — Data Link

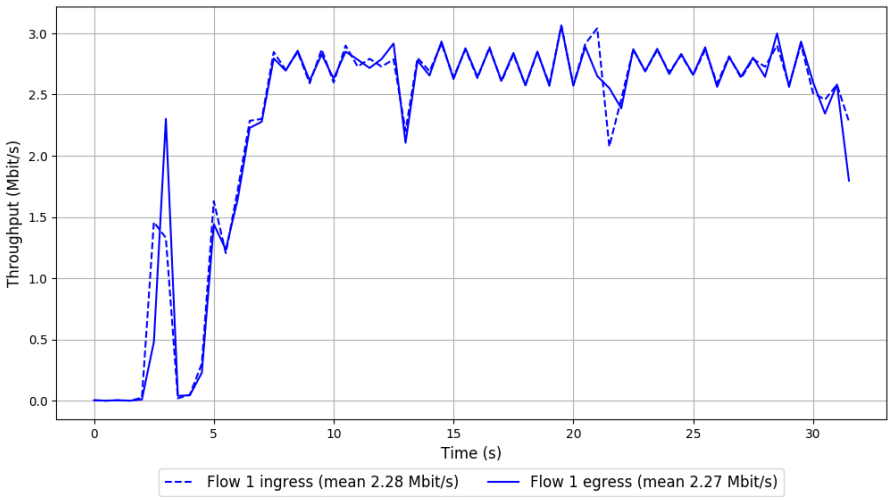

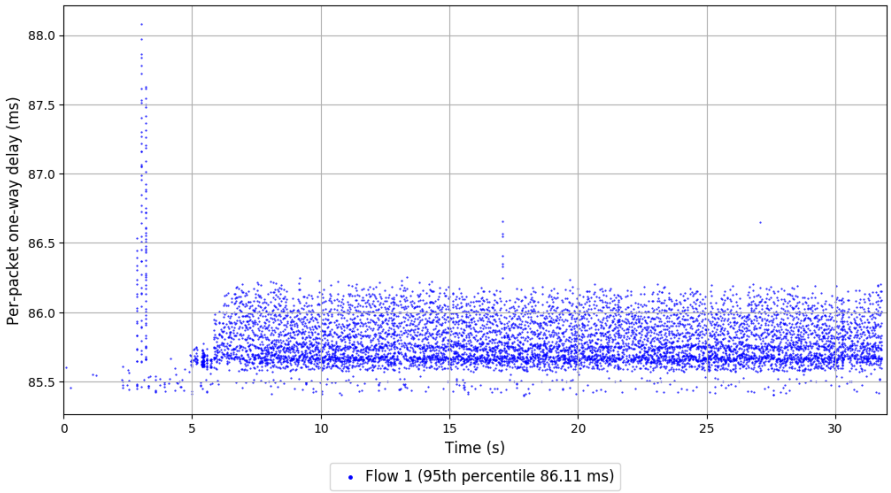

```
Run 9: Statistics of WebRTC media

Start at: 2018-01-25 08:25:38
End at: 2018-01-25 08:26:08
Local clock offset: -0.085 ms
Remote clock offset: -0.331 ms

# Below is generated by plot.py at 2018-01-25 12:23:29
# Datalink statistics
-- Total of 1 flow:
Average throughput: 2.26 Mbit/s
95th percentile per-packet one-way delay: 83.308 ms
Loss rate: 0.77%
-- Flow 1:
Average throughput: 2.26 Mbit/s
95th percentile per-packet one-way delay: 83.308 ms
Loss rate: 0.77%
```

Run 9: Report of WebRTC media — Data Link

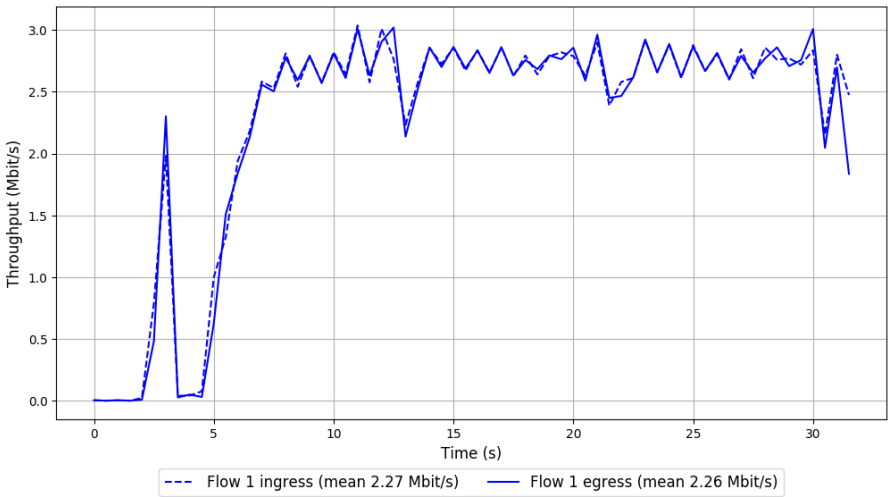

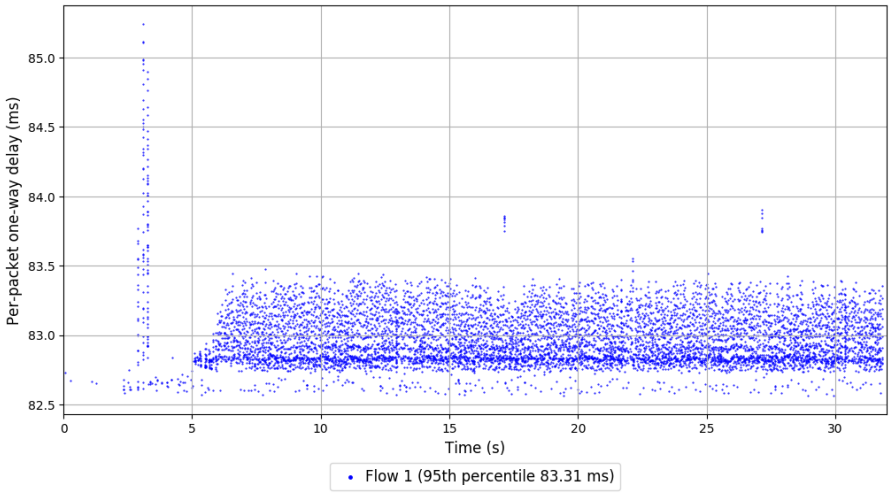

```
Run 10: Statistics of WebRTC media

Start at: 2018-01-25 08:45:26
End at: 2018-01-25 08:45:56
Local clock offset: -0.446 ms
Remote clock offset: -6.081 ms

# Below is generated by plot.py at 2018-01-25 12:23:29
# Datalink statistics
-- Total of 1 flow:
Average throughput: 2.26 Mbit/s
95th percentile per-packet one-way delay: 86.808 ms
Loss rate: 0.62%
-- Flow 1:
Average throughput: 2.26 Mbit/s
95th percentile per-packet one-way delay: 86.808 ms
Loss rate: 0.62%
```

Run 10: Report of WebRTC media — Data Link

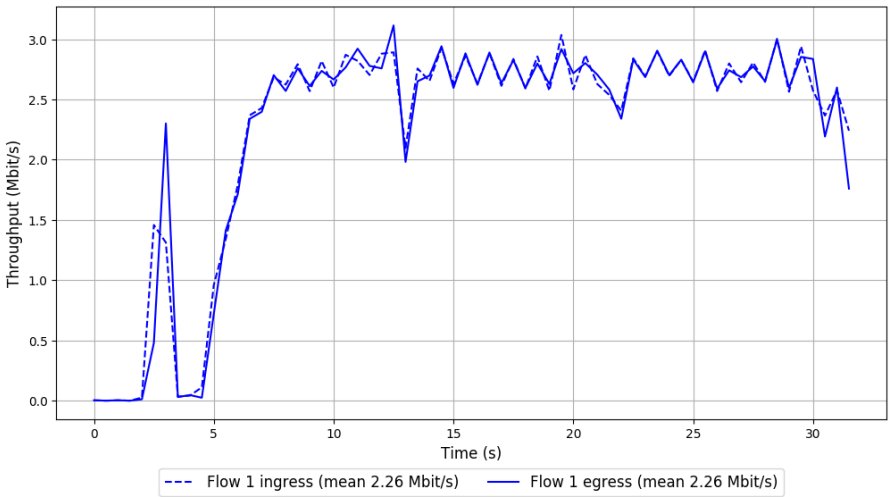

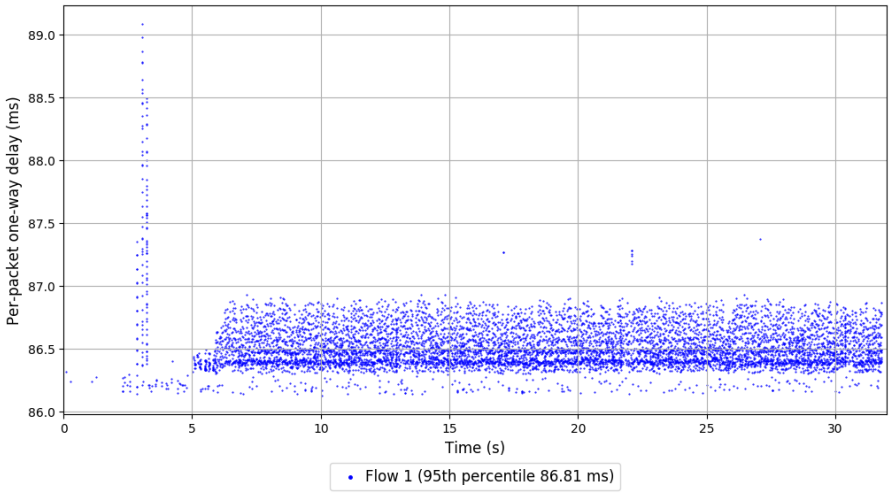

```
Run 1: Statistics of Sprout

Start at: 2018-01-25 05:43:48
End at: 2018-01-25 05:44:18
Local clock offset: 0.253 ms
Remote clock offset: -5.011 ms

# Below is generated by plot.py at 2018-01-25 12:23:29
# Datalink statistics
-- Total of 1 flow:
Average throughput: 3.37 Mbit/s
95th percentile per-packet one-way delay: 91.451 ms
Loss rate: 0.57%
-- Flow 1:
Average throughput: 3.37 Mbit/s
95th percentile per-packet one-way delay: 91.451 ms
Loss rate: 0.57%
```

Run 1: Report of Sprout — Data Link

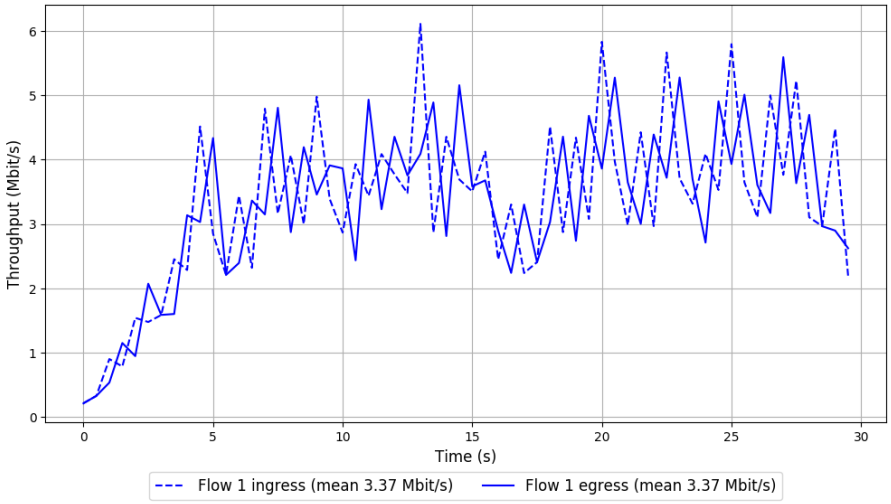

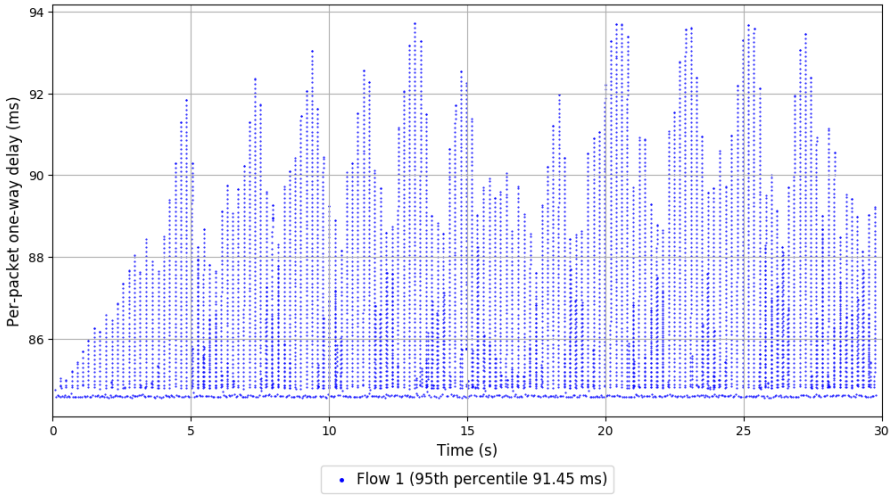

```
Run 2: Statistics of Sprout

Start at: 2018-01-25 06:03:39
End at: 2018-01-25 06:04:09
Local clock offset: 0.288 ms
Remote clock offset: -6.075 ms

# Below is generated by plot.py at 2018-01-25 12:23:29
# Datalink statistics
-- Total of 1 flow:
Average throughput: 3.86 Mbit/s
95th percentile per-packet one-way delay: 92.452 ms
Loss rate: 0.76%
-- Flow 1:
Average throughput: 3.86 Mbit/s
95th percentile per-packet one-way delay: 92.452 ms
Loss rate: 0.76%
```

Run 2: Report of Sprout — Data Link

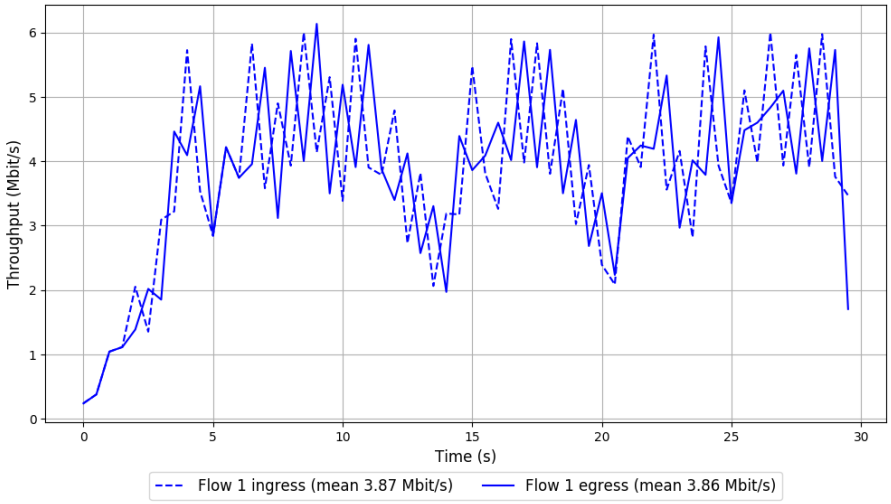

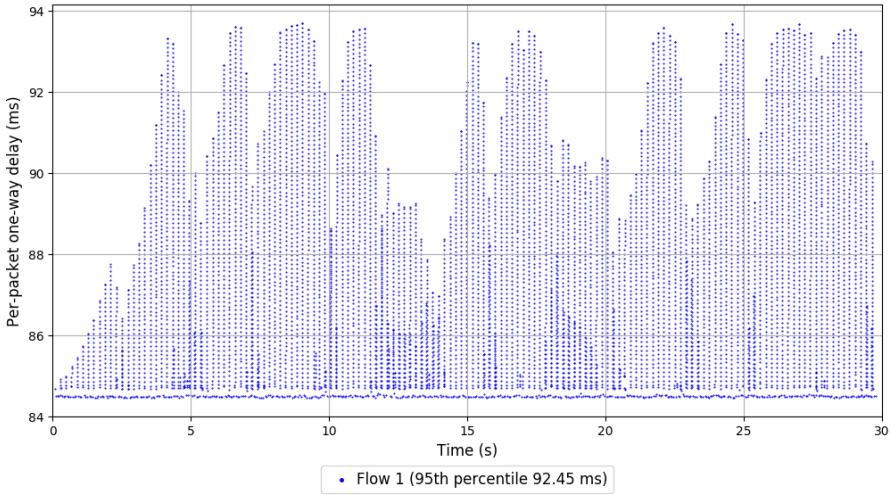

```
Run 3: Statistics of Sprout

Start at: 2018-01-25 06:23:24
End at: 2018-01-25 06:23:54
Local clock offset: 0.21 ms
Remote clock offset: 0.645 ms

# Below is generated by plot.py at 2018-01-25 12:23:29
# Datalink statistics
-- Total of 1 flow:
Average throughput: 4.22 Mbit/s
95th percentile per-packet one-way delay: 89.284 ms
Loss rate: 0.72%
-- Flow 1:
Average throughput: 4.22 Mbit/s
95th percentile per-packet one-way delay: 89.284 ms
Loss rate: 0.72%
```

Run 3: Report of Sprout — Data Link

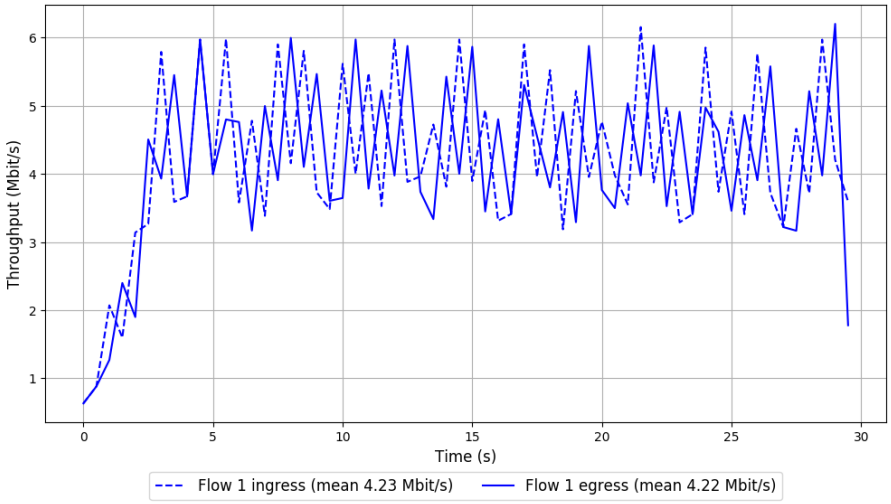

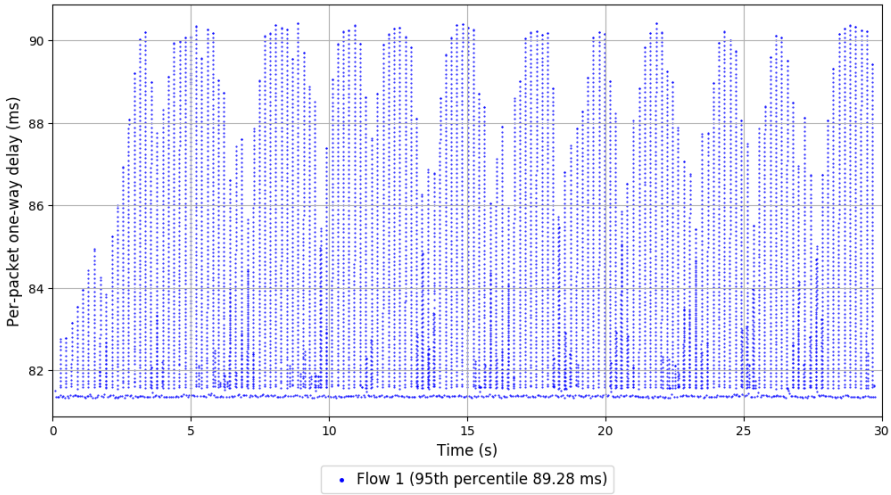

```
Run 4: Statistics of Sprout

Start at: 2018-01-25 06:43:12
End at: 2018-01-25 06:43:42
Local clock offset: 0.207 ms
Remote clock offset: -4.171 ms

# Below is generated by plot.py at 2018-01-25 12:23:29
# Datalink statistics
-- Total of 1 flow:
Average throughput: 3.24 Mbit/s
95th percentile per-packet one-way delay: 93.515 ms
Loss rate: 0.78%
-- Flow 1:
Average throughput: 3.24 Mbit/s
95th percentile per-packet one-way delay: 93.515 ms
Loss rate: 0.78%
```

Run 4: Report of Sprout — Data Link

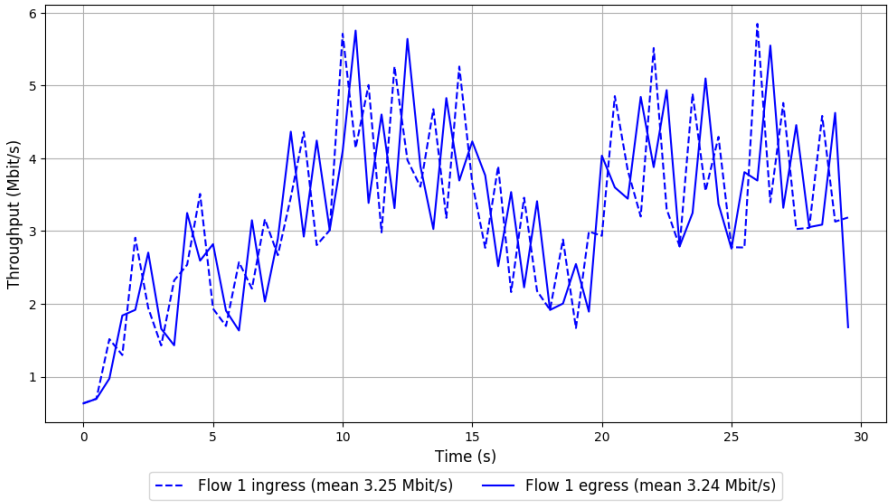

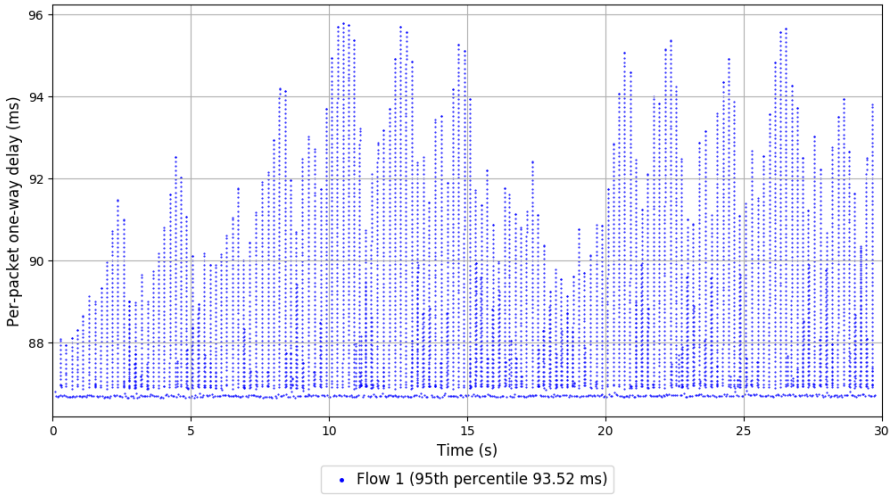

```
Run 5: Statistics of Sprout

Start at: 2018-01-25 07:02:59
End at: 2018-01-25 07:03:29
Local clock offset: 0.317 ms
Remote clock offset: 0.882 ms

# Below is generated by plot.py at 2018-01-25 12:23:29
# Datalink statistics
-- Total of 1 flow:
Average throughput: 3.80 Mbit/s
95th percentile per-packet one-way delay: 89.451 ms
Loss rate: 0.72%
-- Flow 1:
Average throughput: 3.80 Mbit/s
95th percentile per-packet one-way delay: 89.451 ms
Loss rate: 0.72%
```

Run 5: Report of Sprout — Data Link

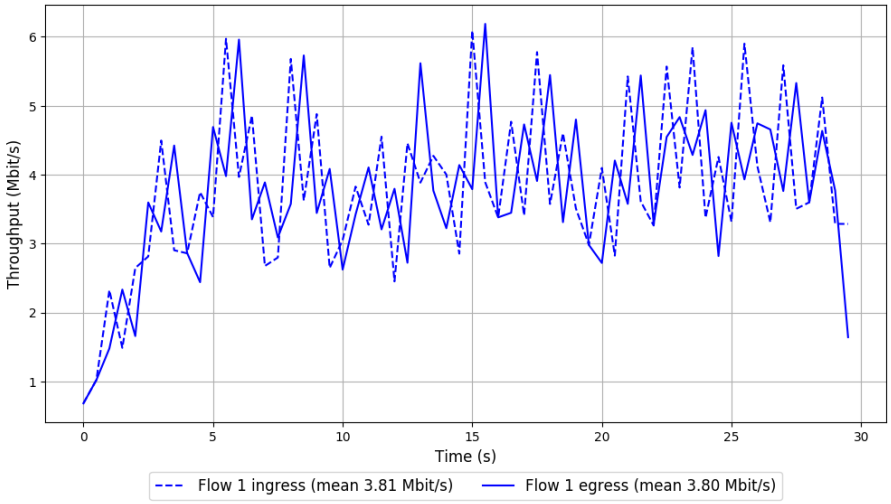

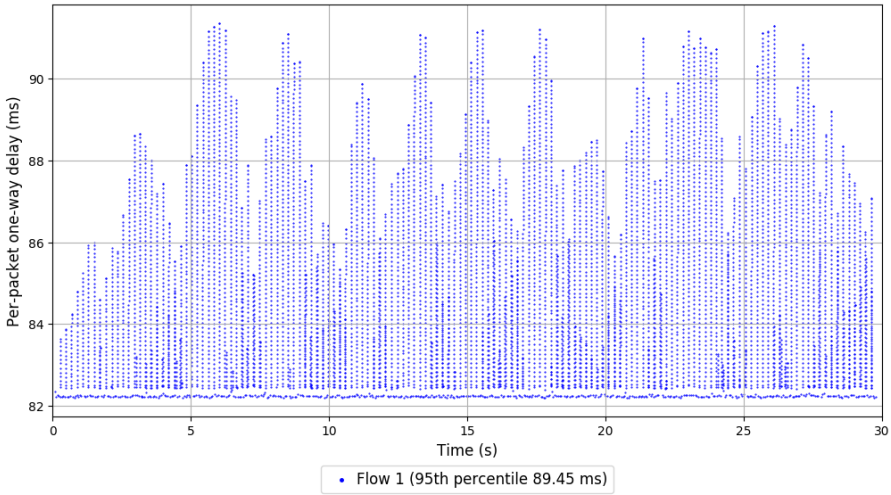

```
Run 6: Statistics of Sprout

Start at: 2018-01-25 07:22:48
End at: 2018-01-25 07:23:18
Local clock offset: 0.193 ms
Remote clock offset: -5.022 ms

# Below is generated by plot.py at 2018-01-25 12:23:29
# Datalink statistics
-- Total of 1 flow:
Average throughput: 4.02 Mbit/s
95th percentile per-packet one-way delay: 93.101 ms
Loss rate: 0.68%
-- Flow 1:
Average throughput: 4.02 Mbit/s
95th percentile per-packet one-way delay: 93.101 ms
Loss rate: 0.68%
```

Run 6: Report of Sprout — Data Link

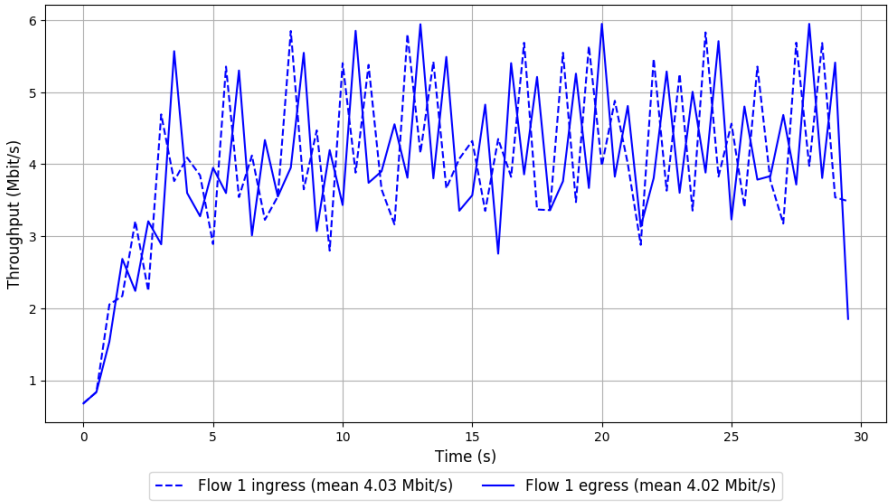

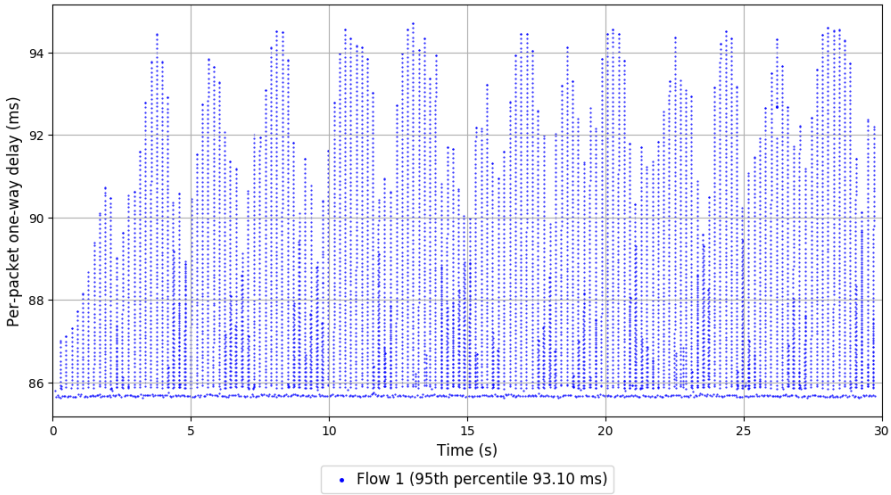

```
Run 7: Statistics of Sprout

Start at: 2018-01-25 07:42:33
End at: 2018-01-25 07:43:03
Local clock offset: 0.193 ms
Remote clock offset: 0.261 ms

# Below is generated by plot.py at 2018-01-25 12:23:29
# Datalink statistics
-- Total of 1 flow:
Average throughput: 4.15 Mbit/s
95th percentile per-packet one-way delay: 90.044 ms
Loss rate: 0.21%
-- Flow 1:
Average throughput: 4.15 Mbit/s
95th percentile per-packet one-way delay: 90.044 ms
Loss rate: 0.21%
```

Run 7: Report of Sprout — Data Link

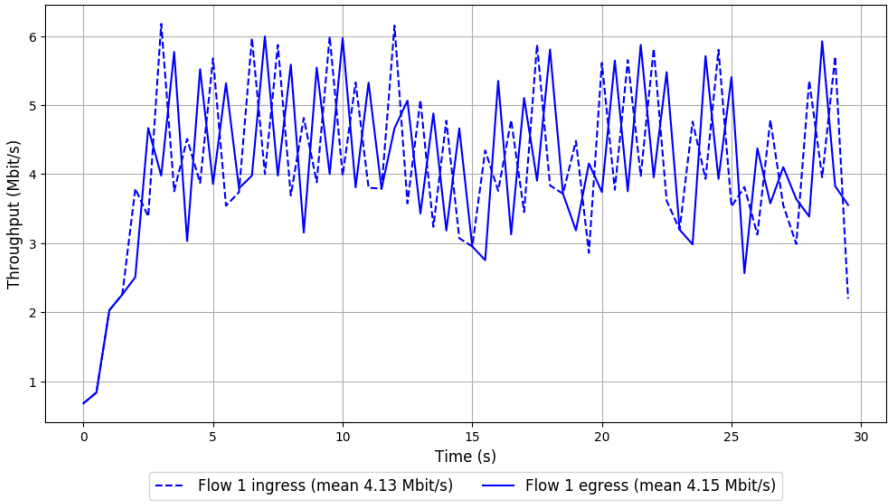

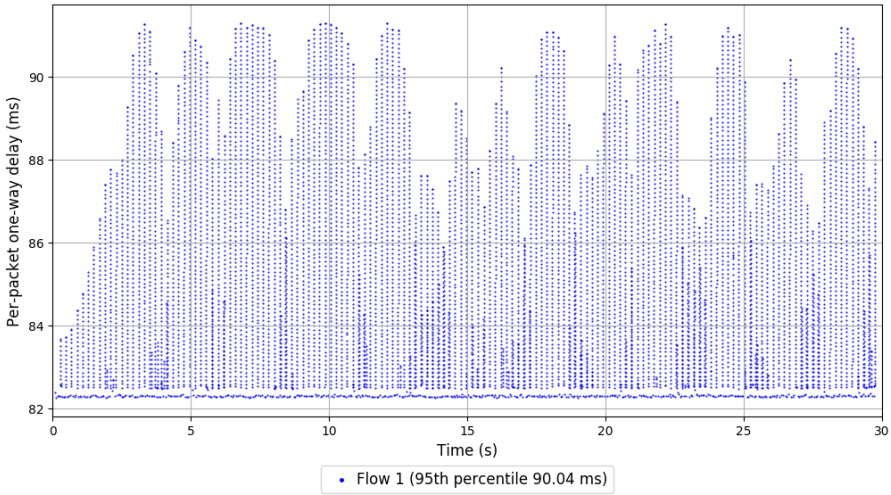

```
Run 8: Statistics of Sprout

Start at: 2018-01-25 08:02:13
End at: 2018-01-25 08:02:44
Local clock offset: 0.138 ms
Remote clock offset: 1.08 ms

# Below is generated by plot.py at 2018-01-25 12:23:29
# Datalink statistics
-- Total of 1 flow:
Average throughput: 3.85 Mbit/s
95th percentile per-packet one-way delay: 87.383 ms
Loss rate: 0.84%
-- Flow 1:
Average throughput: 3.85 Mbit/s
95th percentile per-packet one-way delay: 87.383 ms
Loss rate: 0.84%
```

Run 8: Report of Sprout — Data Link

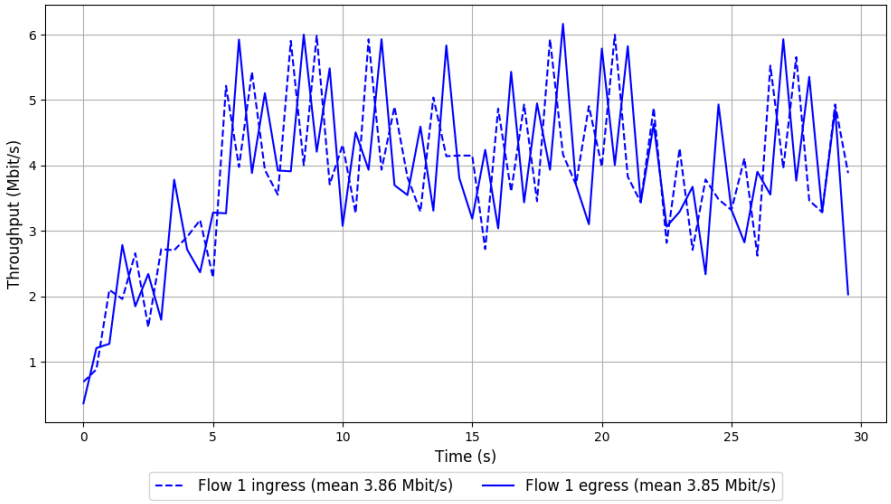

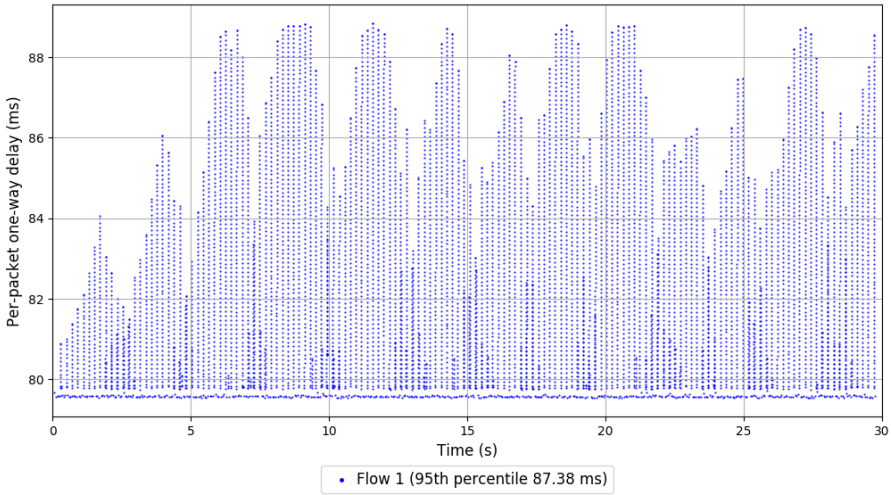

```
Run 9: Statistics of Sprout

Start at: 2018-01-25 08:21:58
End at: 2018-01-25 08:22:28
Local clock offset: -0.013 ms
Remote clock offset: -5.625 ms

# Below is generated by plot.py at 2018-01-25 12:23:29
# Datalink statistics
-- Total of 1 flow:
Average throughput: 3.39 Mbit/s
95th percentile per-packet one-way delay: 92.608 ms
Loss rate: 0.36%
-- Flow 1:
Average throughput: 3.39 Mbit/s
95th percentile per-packet one-way delay: 92.608 ms
Loss rate: 0.36%
```

Run 9: Report of Sprout — Data Link

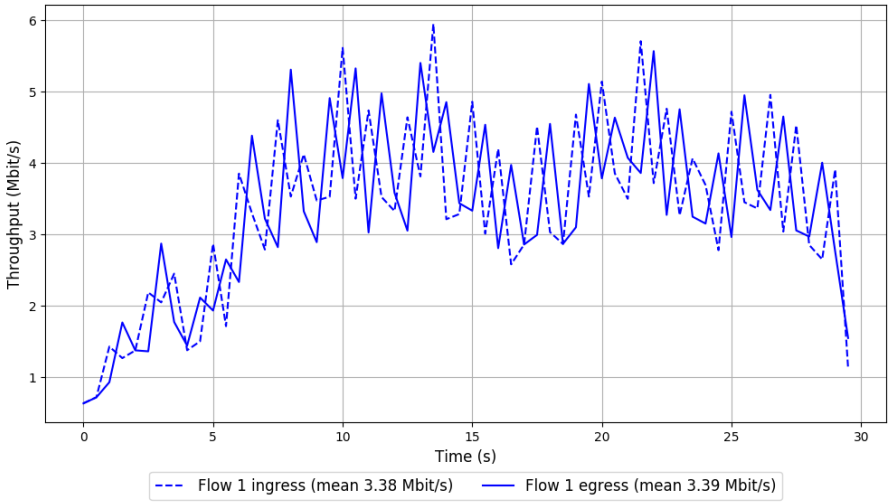

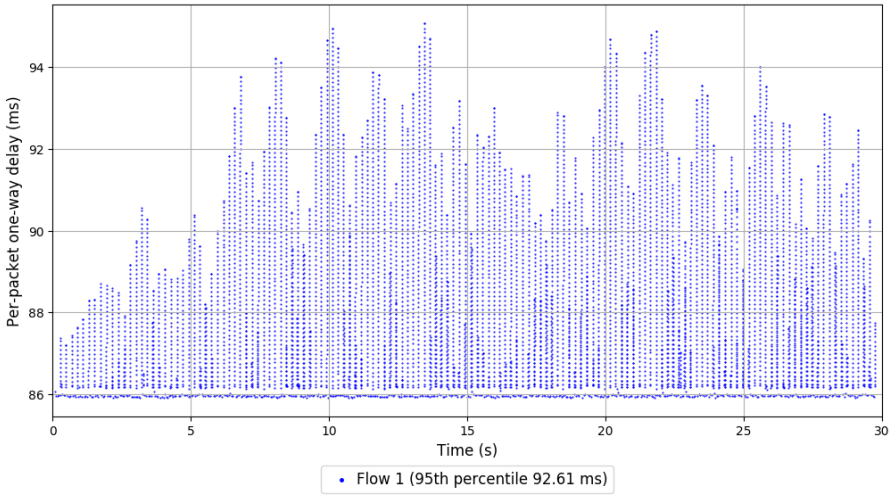

```
Run 10: Statistics of Sprout

Start at: 2018-01-25 08:41:45
End at: 2018-01-25 08:42:15
Local clock offset: -0.37 ms
Remote clock offset: -5.047 ms

# Below is generated by plot.py at 2018-01-25 12:23:29
# Datalink statistics
-- Total of 1 flow:
Average throughput: 4.26 Mbit/s
95th percentile per-packet one-way delay: 93.223 ms
Loss rate: 0.79%
-- Flow 1:
Average throughput: 4.26 Mbit/s
95th percentile per-packet one-way delay: 93.223 ms
Loss rate: 0.79%
```

Run 10: Report of Sprout — Data Link

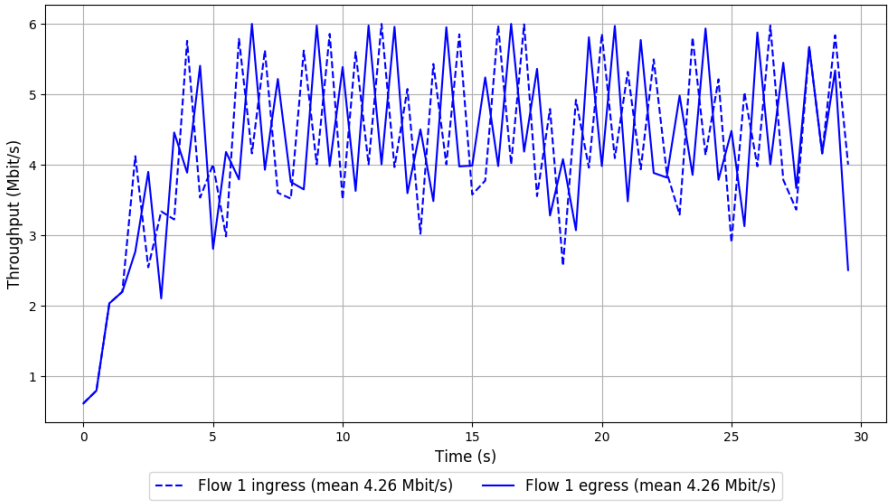

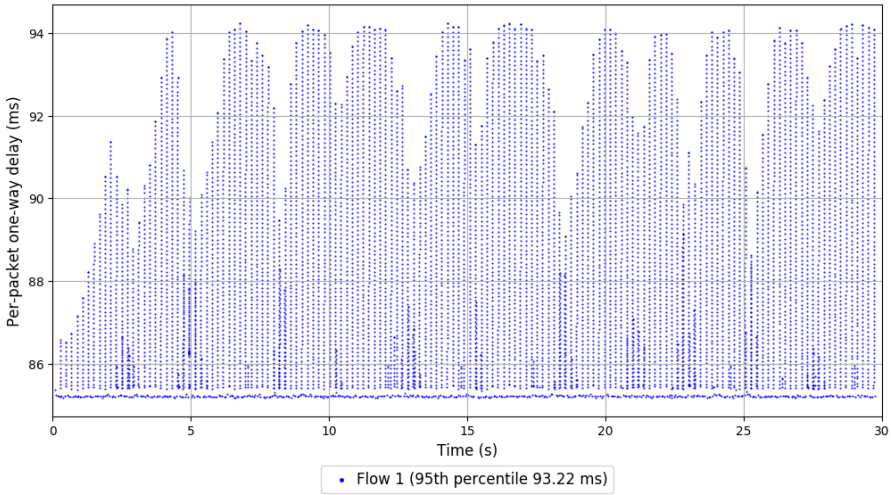

```
Run 1: Statistics of TaoVA-100x

Start at: 2018-01-25 05:51:06
End at: 2018-01-25 05:51:36
Local clock offset: 0.333 ms
Remote clock offset: -0.08 ms

# Below is generated by plot.py at 2018-01-25 12:25:05
# Datalink statistics
-- Total of 1 flow:
Average throughput: 72.38 Mbit/s
95th percentile per-packet one-way delay: 89.902 ms
Loss rate: 0.63%
-- Flow 1:
Average throughput: 72.38 Mbit/s
95th percentile per-packet one-way delay: 89.902 ms
Loss rate: 0.63%
```

Run 1: Report of TaoVA-100x — Data Link

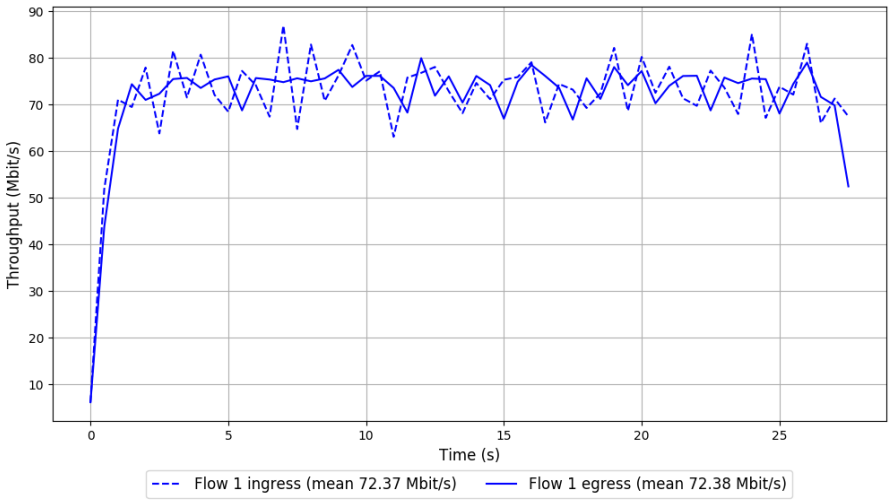

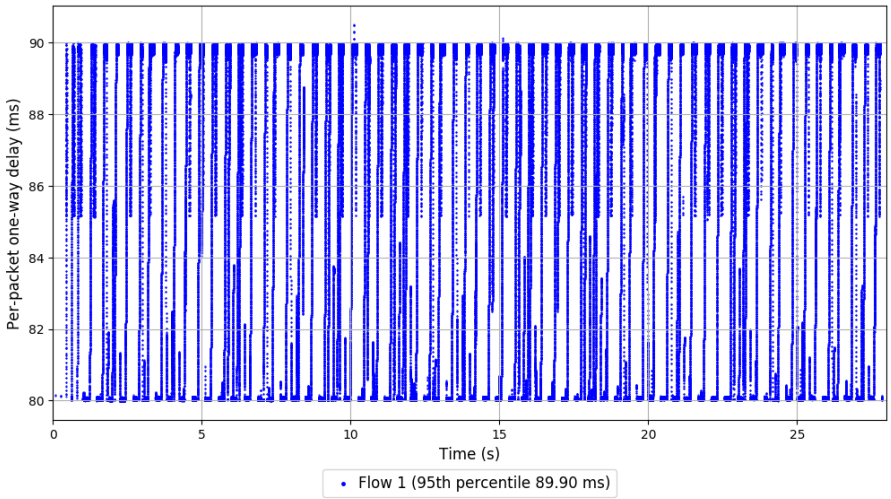

```
Run 2: Statistics of TaoVA-100x

Start at: 2018-01-25 06:10:57
End at: 2018-01-25 06:11:28
Local clock offset: 0.196 ms
Remote clock offset: -5.776 ms

# Below is generated by plot.py at 2018-01-25 12:25:05
# Datalink statistics
-- Total of 1 flow:
Average throughput: 71.05 Mbit/s
95th percentile per-packet one-way delay: 95.862 ms
Loss rate: 0.70%
-- Flow 1:
Average throughput: 71.05 Mbit/s
95th percentile per-packet one-way delay: 95.862 ms
Loss rate: 0.70%
```

Run 2: Report of TaoVA-100x — Data Link

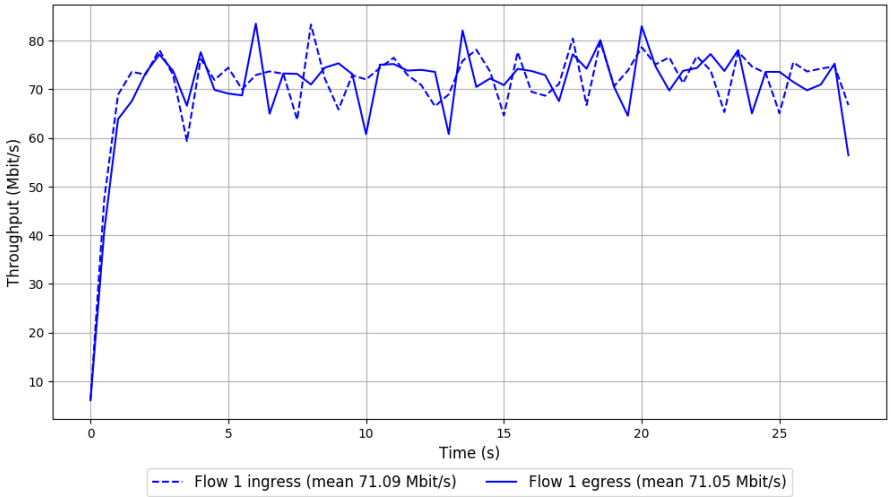

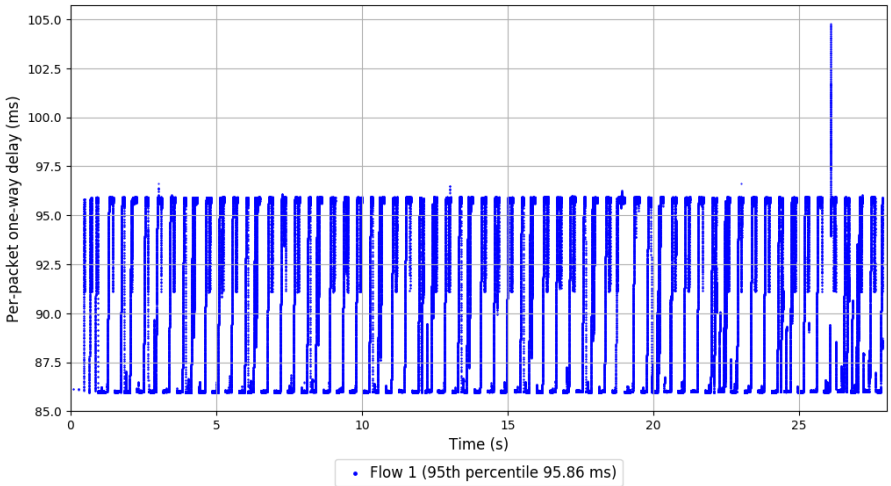

```
Run 3: Statistics of TaoVA-100x

Start at: 2018-01-25 06:30:43
End at: 2018-01-25 06:31:13
Local clock offset: 0.128 ms
Remote clock offset: -4.71 ms

# Below is generated by plot.py at 2018-01-25 12:25:05
# Datalink statistics
-- Total of 1 flow:
Average throughput: 71.13 Mbit/s
95th percentile per-packet one-way delay: 96.707 ms
Loss rate: 0.62%
-- Flow 1:
Average throughput: 71.13 Mbit/s
95th percentile per-packet one-way delay: 96.707 ms
Loss rate: 0.62%
```

Run 3: Report of TaoVA-100x — Data Link

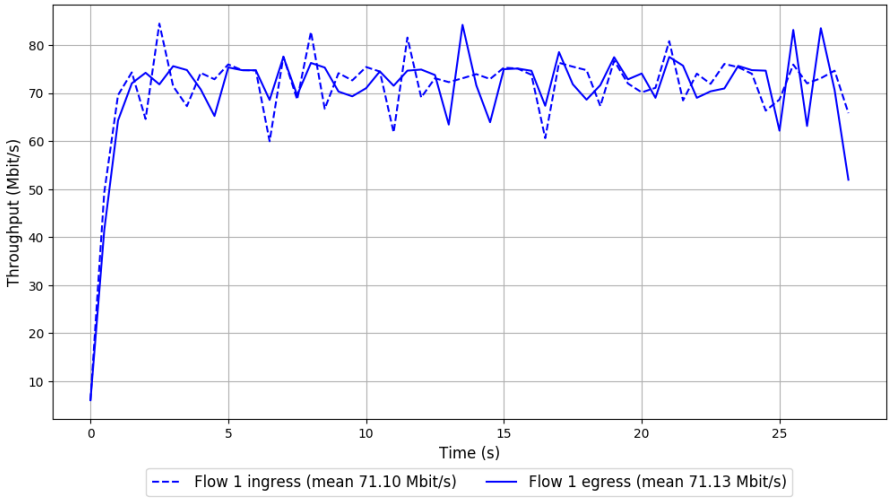

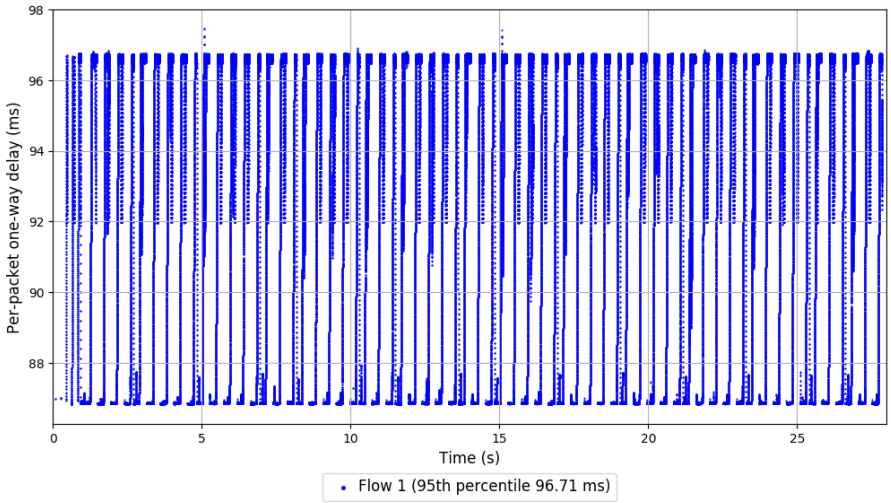

```
Run 4: Statistics of TaoVA-100x

Start at: 2018-01-25 06:50:30
End at: 2018-01-25 06:51:00
Local clock offset: 0.249 ms
Remote clock offset: -4.187 ms

# Below is generated by plot.py at 2018-01-25 12:25:05
# Datalink statistics
-- Total of 1 flow:
Average throughput: 71.01 Mbit/s
95th percentile per-packet one-way delay: 96.709 ms
Loss rate: 0.62%
-- Flow 1:
Average throughput: 71.01 Mbit/s
95th percentile per-packet one-way delay: 96.709 ms
Loss rate: 0.62%
```

Run 4: Report of TaoVA-100x — Data Link

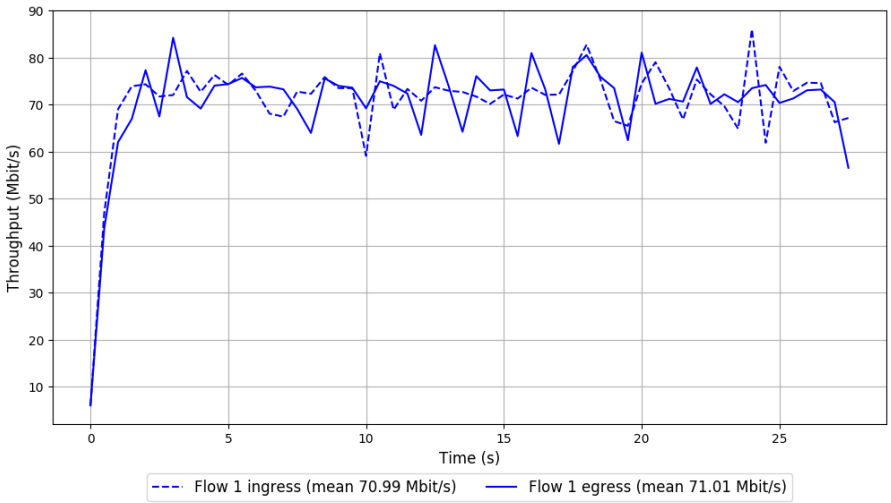

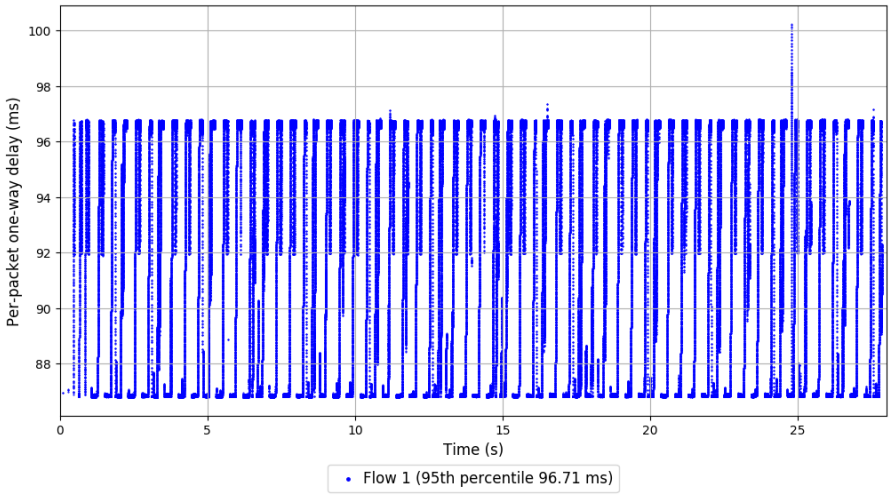

```
Run 5: Statistics of TaoVA-100x

Start at: 2018-01-25 07:10:21
End at: 2018-01-25 07:10:51
Local clock offset: 0.214 ms
Remote clock offset: -0.341 ms

# Below is generated by plot.py at 2018-01-25 12:25:06
# Datalink statistics
-- Total of 1 flow:
Average throughput: 71.53 Mbit/s
95th percentile per-packet one-way delay: 91.213 ms
Loss rate: 0.69%
-- Flow 1:
Average throughput: 71.53 Mbit/s
95th percentile per-packet one-way delay: 91.213 ms
Loss rate: 0.69%
```

Run 5: Report of TaoVA-100x — Data Link

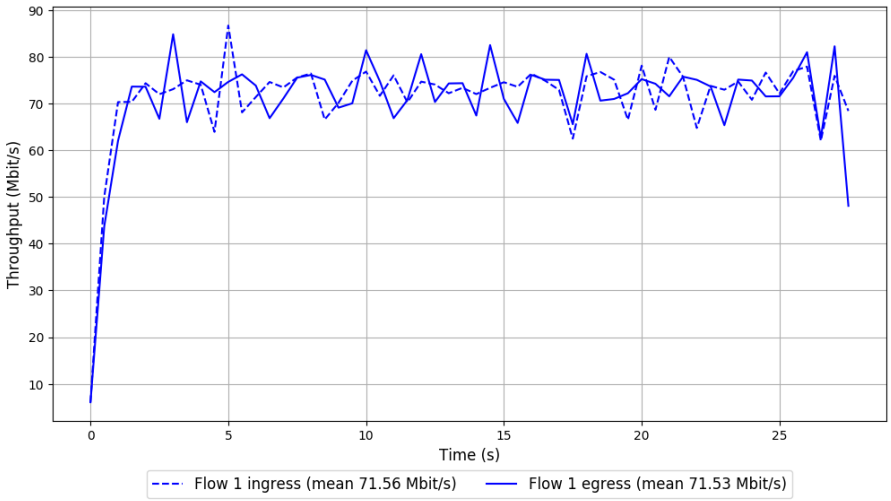

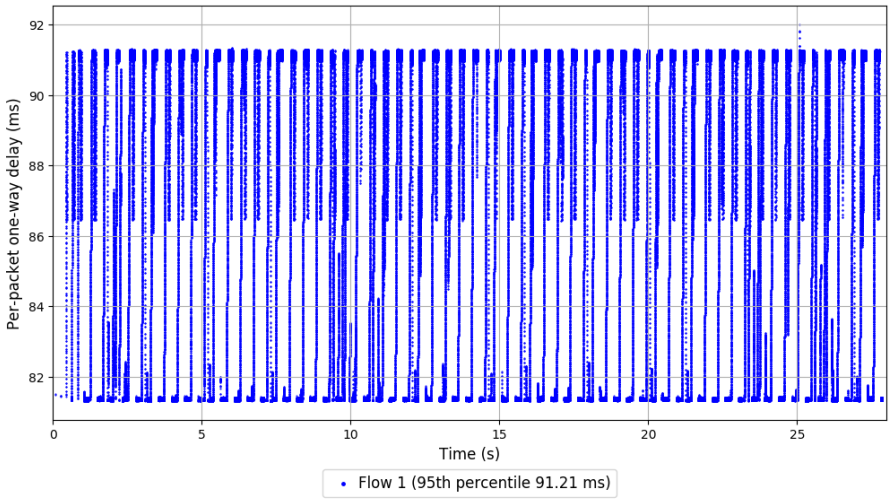

```
Run 6: Statistics of TaoVA-100x

Start at: 2018-01-25 07:30:07
End at: 2018-01-25 07:30:37
Local clock offset: 0.232 ms
Remote clock offset: -5.163 ms

# Below is generated by plot.py at 2018-01-25 12:25:06
# Datalink statistics
-- Total of 1 flow:
Average throughput: 69.94 Mbit/s
95th percentile per-packet one-way delay: 94.168 ms
Loss rate: 0.65%
-- Flow 1:
Average throughput: 69.94 Mbit/s
95th percentile per-packet one-way delay: 94.168 ms
Loss rate: 0.65%
```

Run 6: Report of TaoVA-100x — Data Link

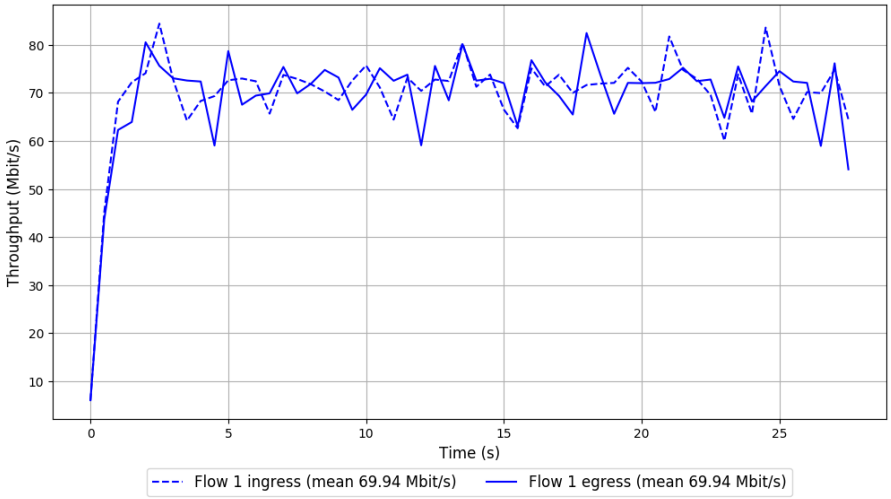

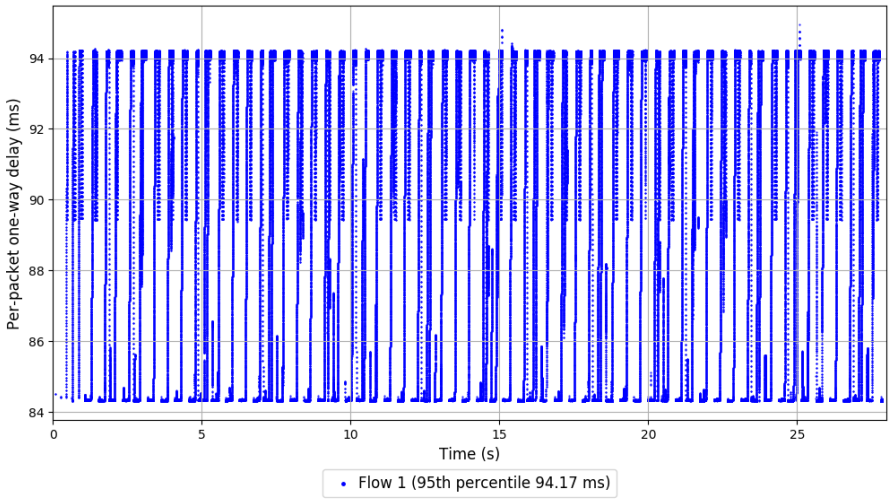

```
Run 7: Statistics of TaoVA-100x

Start at: 2018-01-25 07:49:52
End at: 2018-01-25 07:50:22
Local clock offset: 0.224 ms
Remote clock offset: 0.587 ms

# Below is generated by plot.py at 2018-01-25 12:25:06
# Datalink statistics
-- Total of 1 flow:
Average throughput: 69.57 Mbit/s
95th percentile per-packet one-way delay: 92.234 ms
Loss rate: 0.94%
-- Flow 1:
Average throughput: 69.57 Mbit/s
95th percentile per-packet one-way delay: 92.234 ms
Loss rate: 0.94%
```

Run 7: Report of TaoVA-100x — Data Link

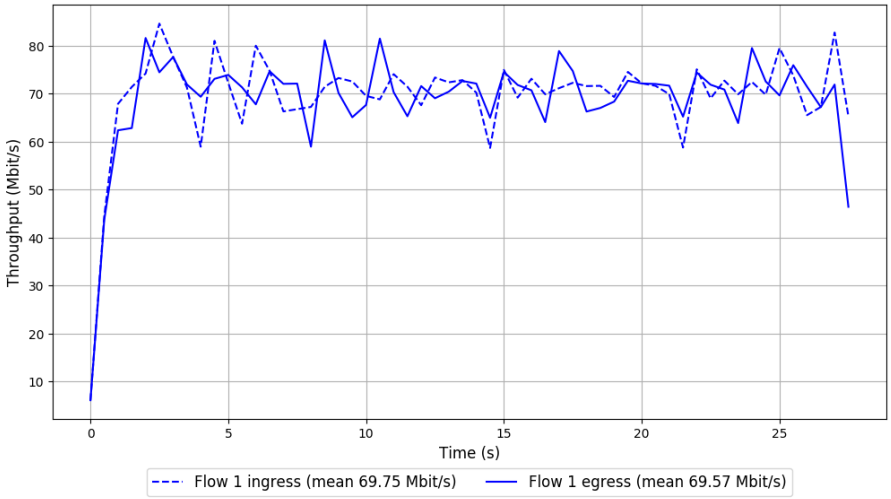

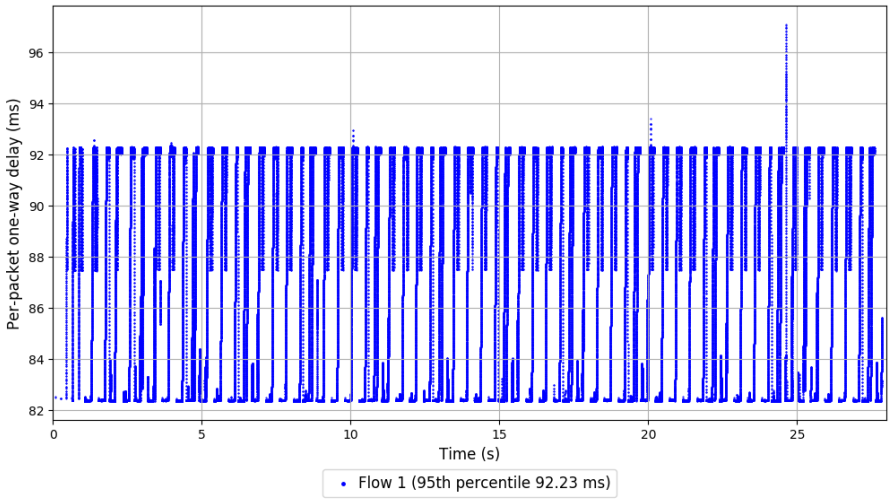

```
Run 8: Statistics of TaoVA-100x

Start at: 2018-01-25 08:09:30
End at: 2018-01-25 08:10:00
Local clock offset: 0.103 ms
Remote clock offset: -5.282 ms

# Below is generated by plot.py at 2018-01-25 12:25:11
# Datalink statistics
-- Total of 1 flow:
Average throughput: 63.76 Mbit/s
95th percentile per-packet one-way delay: 95.662 ms
Loss rate: 8.12%
-- Flow 1:
Average throughput: 63.76 Mbit/s
95th percentile per-packet one-way delay: 95.662 ms
Loss rate: 8.12%
```

Run 8: Report of TaoVA-100x — Data Link

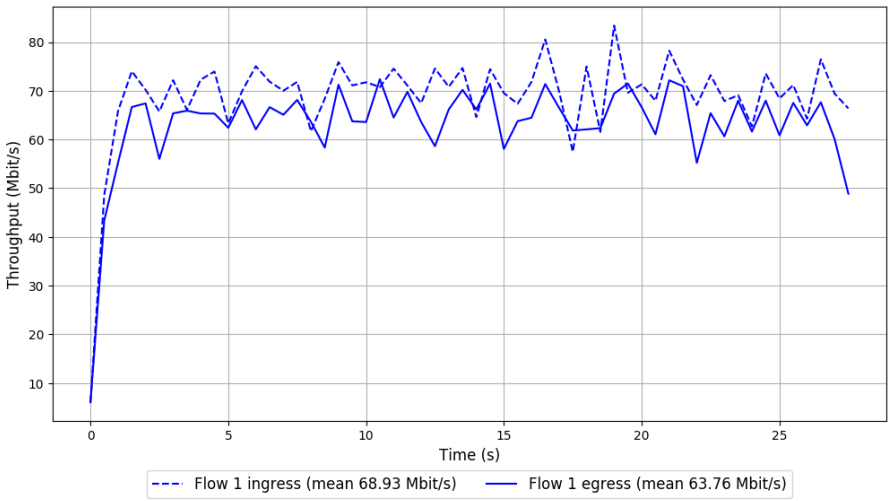

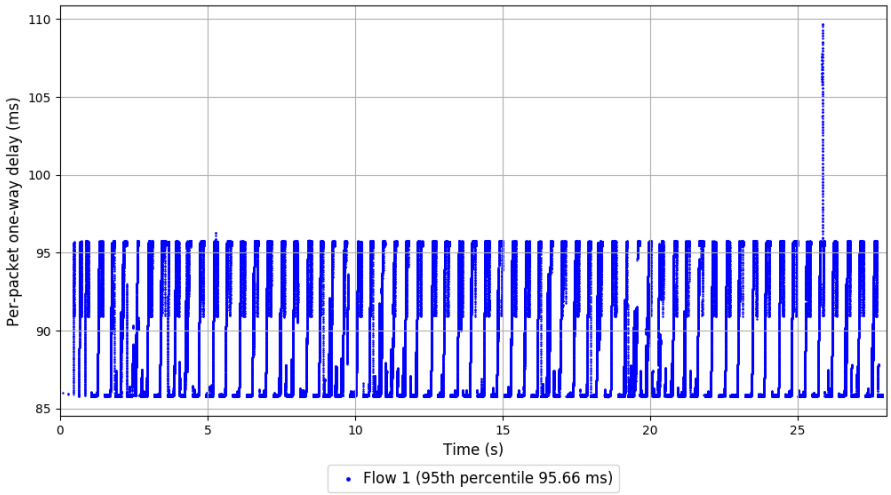

```
Run 9: Statistics of TaoVA-100x

Start at: 2018-01-25 08:29:16
End at: 2018-01-25 08:29:46
Local clock offset: -0.138 ms
Remote clock offset: -5.205 ms

# Below is generated by plot.py at 2018-01-25 12:26:55
# Datalink statistics
-- Total of 1 flow:
Average throughput: 71.86 Mbit/s
95th percentile per-packet one-way delay: 93.590 ms
Loss rate: 0.57%
-- Flow 1:
Average throughput: 71.86 Mbit/s
95th percentile per-packet one-way delay: 93.590 ms
Loss rate: 0.57%
```

Run 9: Report of TaoVA-100x — Data Link

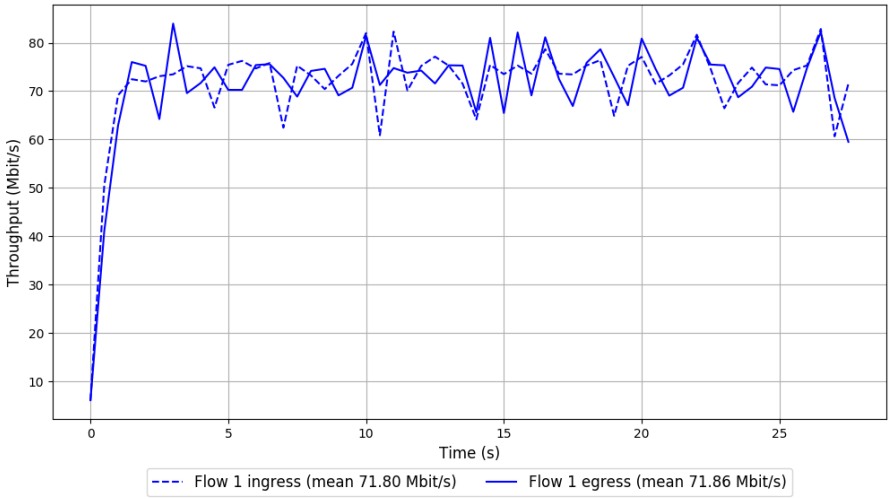

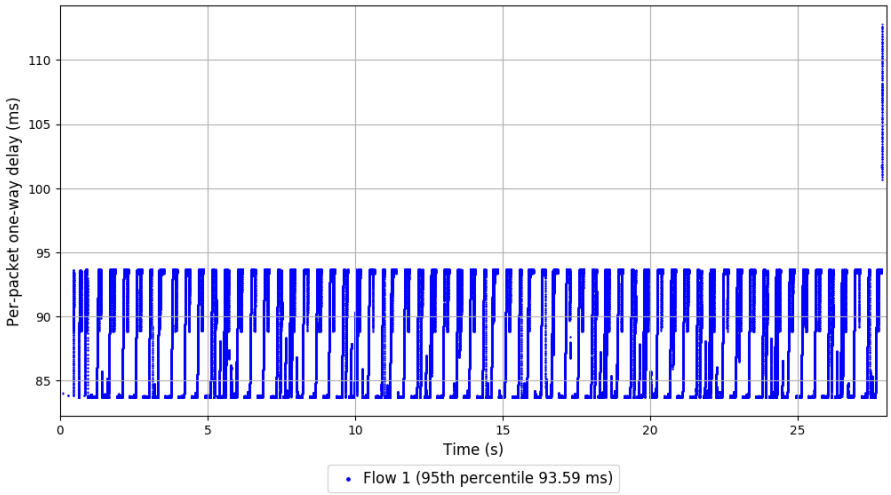

```
Run 10: Statistics of TaoVA-100x

Start at: 2018-01-25 08:49:04
End at: 2018-01-25 08:49:34
Local clock offset: -0.515 ms
Remote clock offset: 0.217 ms

# Below is generated by plot.py at 2018-01-25 12:26:55
# Datalink statistics
-- Total of 1 flow:
Average throughput: 69.02 Mbit/s
95th percentile per-packet one-way delay: 89.868 ms
Loss rate: 0.60%
-- Flow 1:
Average throughput: 69.02 Mbit/s
95th percentile per-packet one-way delay: 89.868 ms
Loss rate: 0.60%
```

Run 10: Report of TaoVA-100x — Data Link

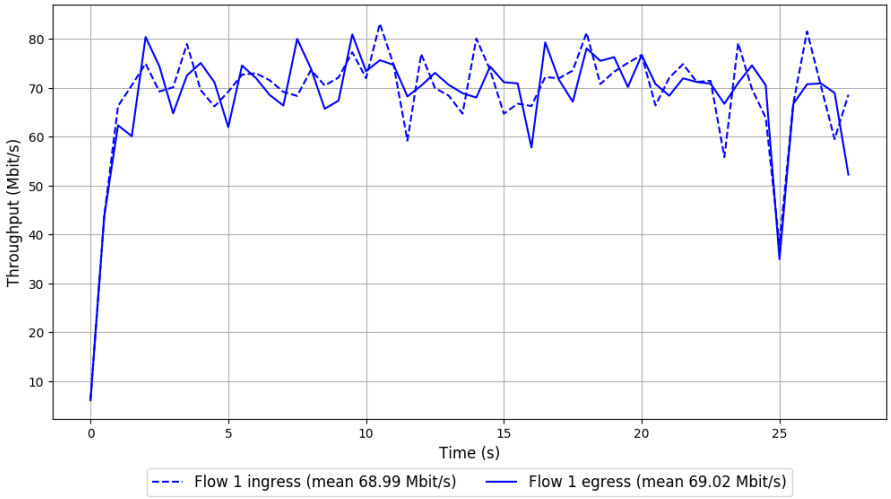

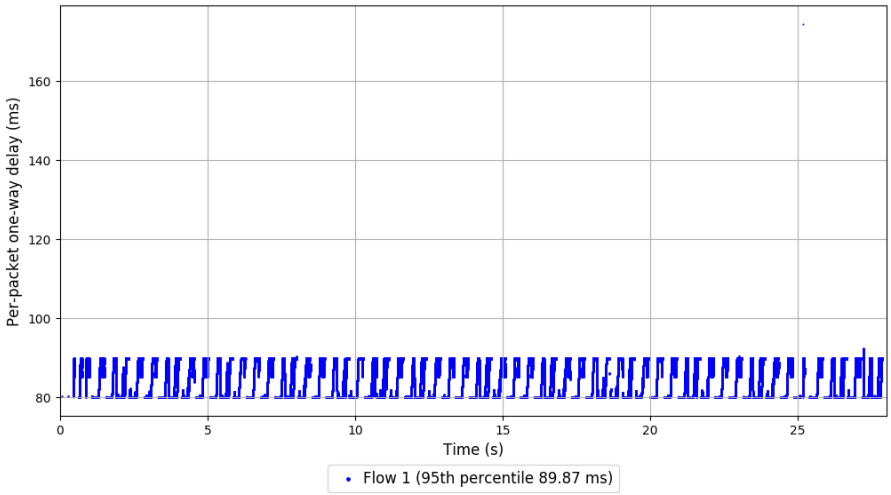

```
Run 1: Statistics of TCP Vegas

Start at: 2018-01-25 05:56:01
End at: 2018-01-25 05:56:31
Local clock offset: 0.291 ms
Remote clock offset: -0.323 ms

# Below is generated by plot.py at 2018-01-25 12:26:55
# Datalink statistics
-- Total of 1 flow:
Average throughput: 44.22 Mbit/s
95th percentile per-packet one-way delay: 81.975 ms
Loss rate: 0.69%
-- Flow 1:
Average throughput: 44.22 Mbit/s
95th percentile per-packet one-way delay: 81.975 ms
Loss rate: 0.69%
```

Run 1: Report of TCP Vegas — Data Link

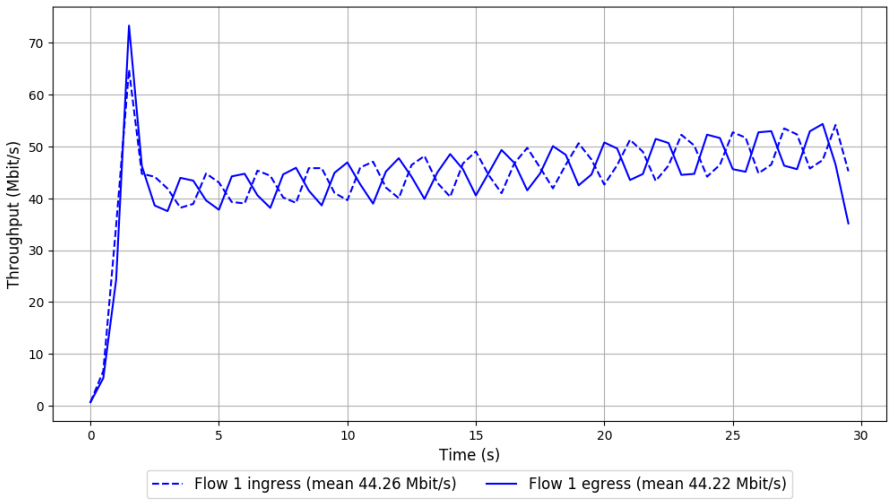

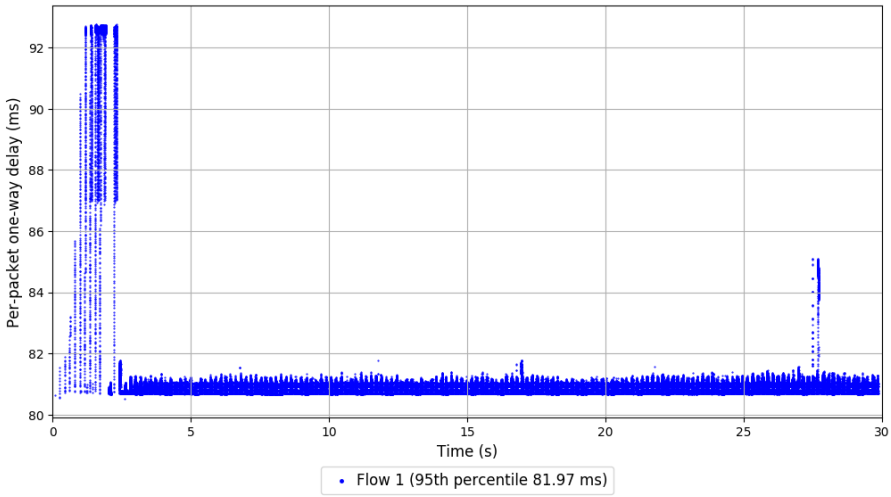

```
Run 2: Statistics of TCP Vegas

Start at: 2018-01-25 06:15:52
End at: 2018-01-25 06:16:22
Local clock offset: 0.246 ms
Remote clock offset: 0.103 ms

# Below is generated by plot.py at 2018-01-25 12:26:55
# Datalink statistics
-- Total of 1 flow:
Average throughput: 42.75 Mbit/s
95th percentile per-packet one-way delay: 82.622 ms
Loss rate: 0.71%
-- Flow 1:
Average throughput: 42.75 Mbit/s
95th percentile per-packet one-way delay: 82.622 ms
Loss rate: 0.71%
```

Run 2: Report of TCP Vegas — Data Link

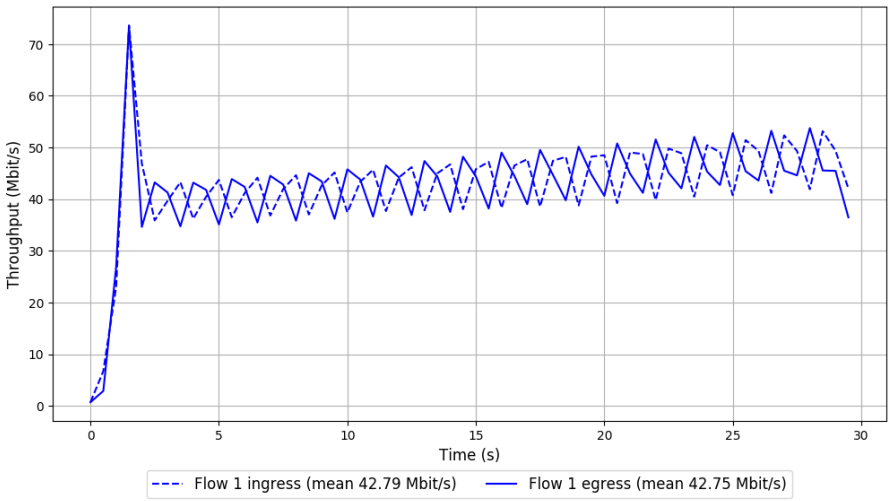

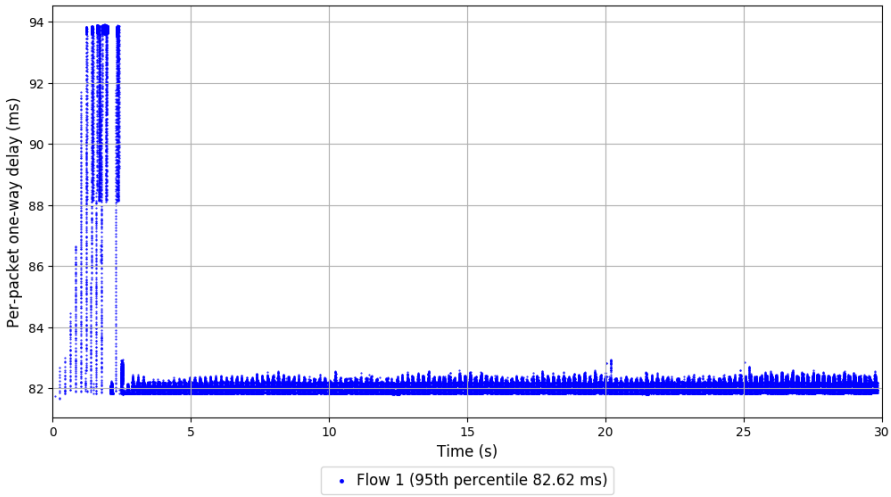

```
Run 3: Statistics of TCP Vegas

Start at: 2018-01-25 06:35:40
End at: 2018-01-25 06:36:10
Local clock offset: 0.197 ms
Remote clock offset: -4.524 ms

# Below is generated by plot.py at 2018-01-25 12:26:55
# Datalink statistics
-- Total of 1 flow:
Average throughput: 43.57 Mbit/s
95th percentile per-packet one-way delay: 87.749 ms
Loss rate: 0.70%
-- Flow 1:
Average throughput: 43.57 Mbit/s
95th percentile per-packet one-way delay: 87.749 ms
Loss rate: 0.70%
```

Run 3: Report of TCP Vegas — Data Link

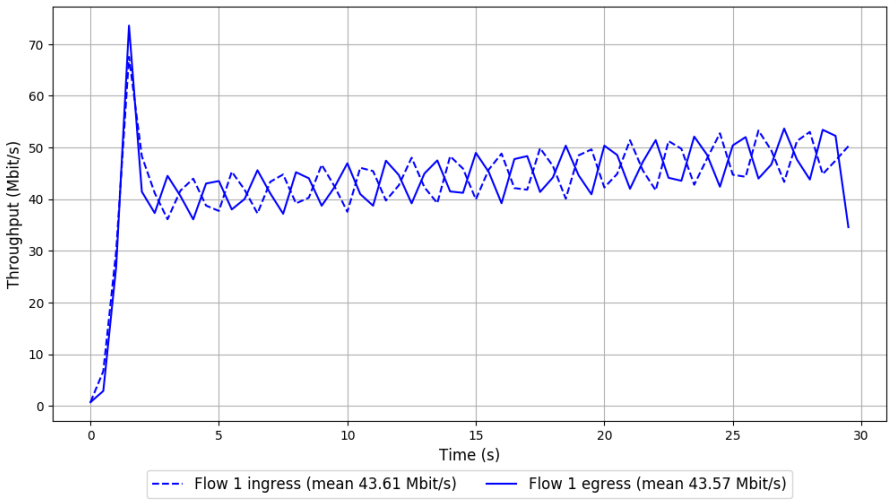

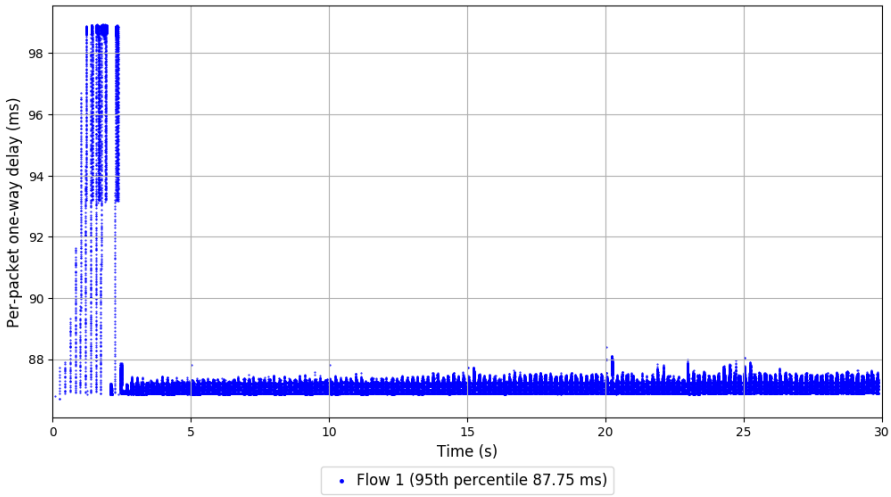

```
Run 4: Statistics of TCP Vegas

Start at: 2018-01-25 06:55:26
End at: 2018-01-25 06:55:56
Local clock offset: 0.204 ms
Remote clock offset: -5.219 ms

# Below is generated by plot.py at 2018-01-25 12:26:55
# Datalink statistics
-- Total of 1 flow:
Average throughput: 43.15 Mbit/s
95th percentile per-packet one-way delay: 89.200 ms
Loss rate: 0.71%
-- Flow 1:
Average throughput: 43.15 Mbit/s
95th percentile per-packet one-way delay: 89.200 ms
Loss rate: 0.71%
```

Run 4: Report of TCP Vegas — Data Link

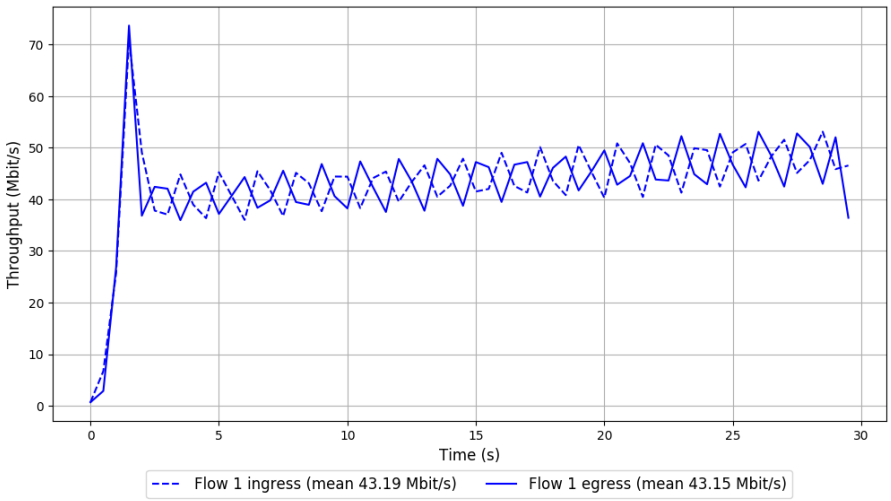

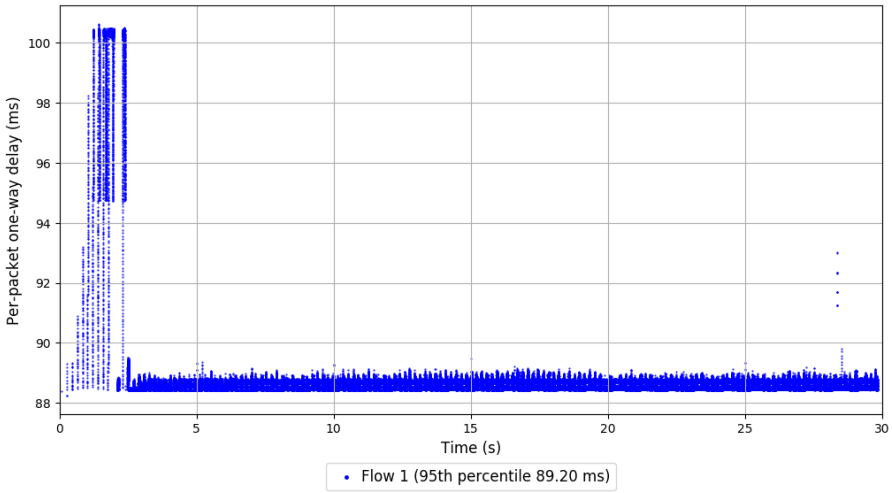

```
Run 5: Statistics of TCP Vegas

Start at: 2018-01-25 07:15:16
End at: 2018-01-25 07:15:46
Local clock offset: 0.269 ms
Remote clock offset: -3.96 ms

# Below is generated by plot.py at 2018-01-25 12:26:55
# Datalink statistics
-- Total of 1 flow:
Average throughput: 43.55 Mbit/s
95th percentile per-packet one-way delay: 84.627 ms
Loss rate: 0.68%
-- Flow 1:
Average throughput: 43.55 Mbit/s
95th percentile per-packet one-way delay: 84.627 ms
Loss rate: 0.68%
```

Run 5: Report of TCP Vegas — Data Link

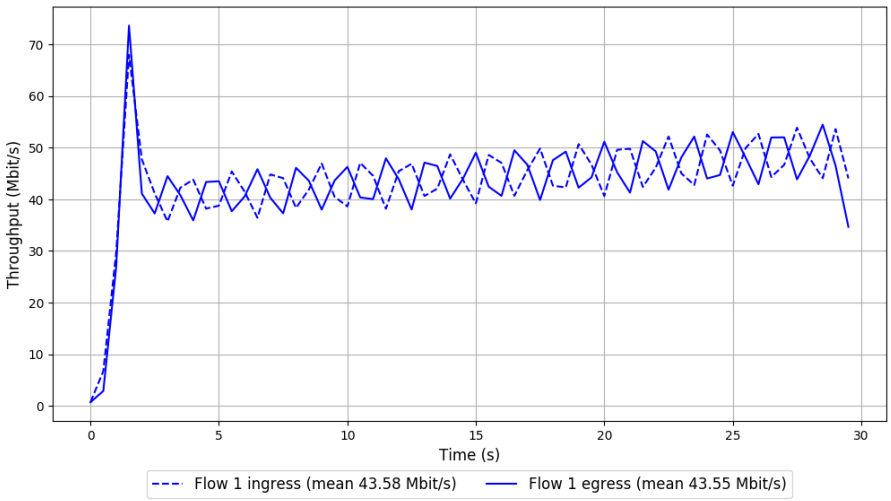

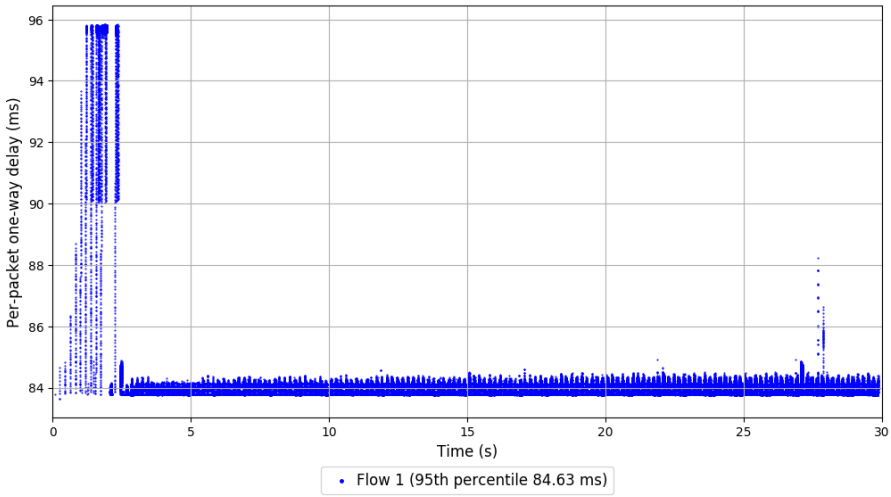

```
Run 6: Statistics of TCP Vegas

Start at: 2018-01-25 07:35:02
End at: 2018-01-25 07:35:32
Local clock offset: 0.207 ms
Remote clock offset: 0.286 ms

# Below is generated by plot.py at 2018-01-25 12:26:55
# Datalink statistics
-- Total of 1 flow:
Average throughput: 43.58 Mbit/s
95th percentile per-packet one-way delay: 82.963 ms
Loss rate: 0.69%
-- Flow 1:
Average throughput: 43.58 Mbit/s
95th percentile per-packet one-way delay: 82.963 ms
Loss rate: 0.69%
```

Run 6: Report of TCP Vegas — Data Link

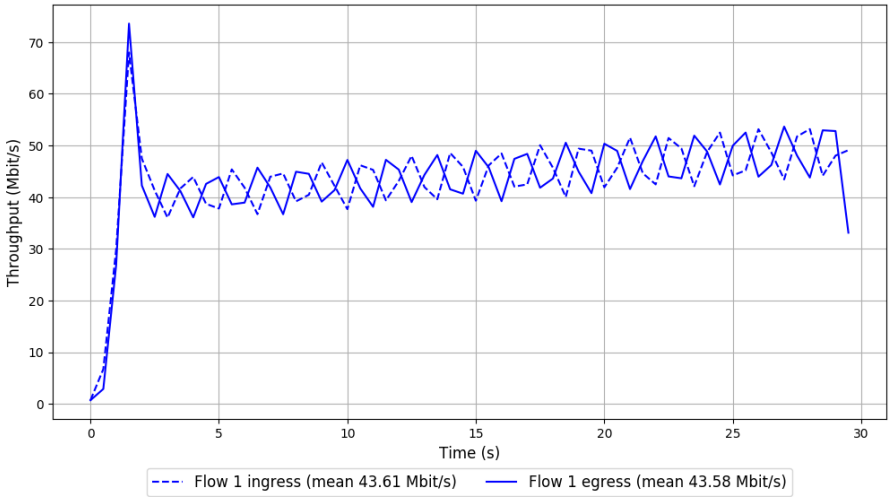

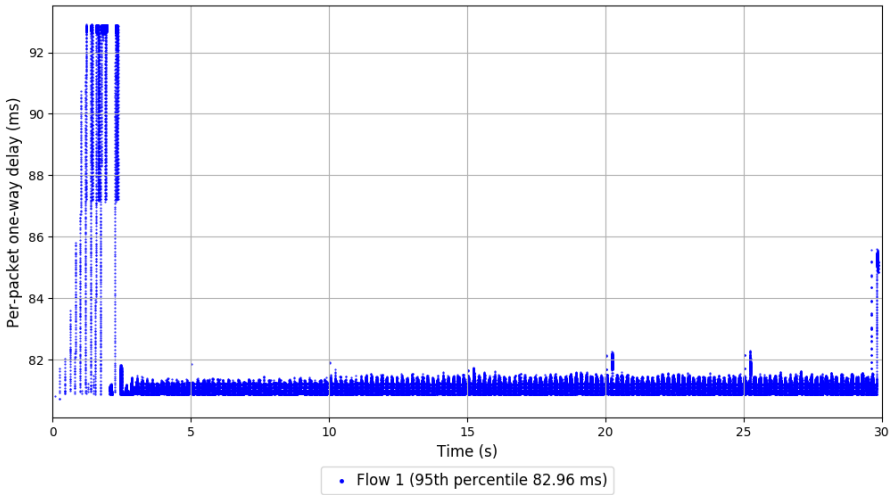

```
Run 7: Statistics of TCP Vegas

Start at: 2018-01-25 07:54:47
End at: 2018-01-25 07:55:17
Local clock offset: 0.13 ms
Remote clock offset: -4.311 ms

# Below is generated by plot.py at 2018-01-25 12:26:55
# Datalink statistics
-- Total of 1 flow:
Average throughput: 44.55 Mbit/s
95th percentile per-packet one-way delay: 84.419 ms
Loss rate: 0.69%
-- Flow 1:
Average throughput: 44.55 Mbit/s
95th percentile per-packet one-way delay: 84.419 ms
Loss rate: 0.69%
```

Run 7: Report of TCP Vegas — Data Link

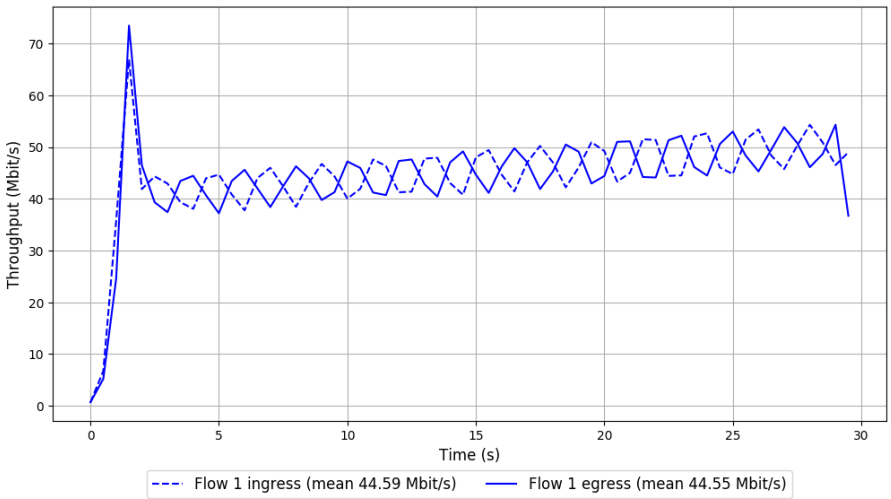

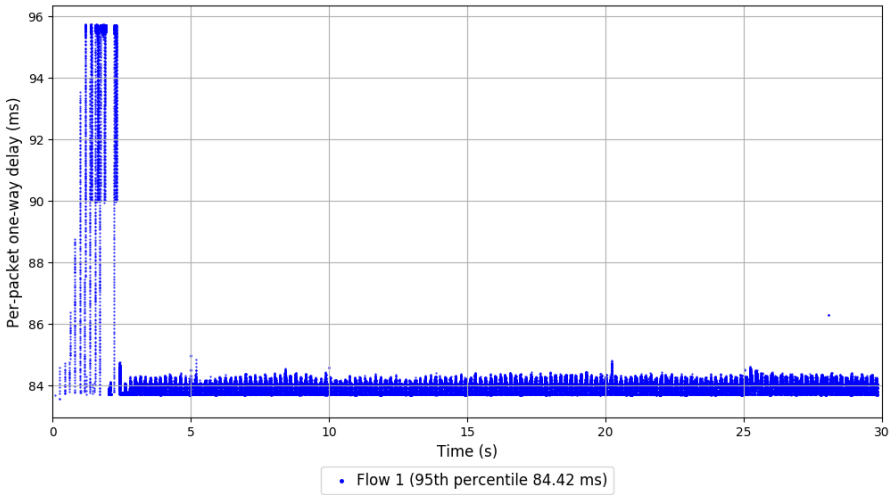

```
Run 8: Statistics of TCP Vegas

Start at: 2018-01-25 08:14:26
End at: 2018-01-25 08:14:56
Local clock offset: 0.075 ms
Remote clock offset: -5.409 ms

# Below is generated by plot.py at 2018-01-25 12:26:55
# Datalink statistics
-- Total of 1 flow:
Average throughput: 44.09 Mbit/s
95th percentile per-packet one-way delay: 90.555 ms
Loss rate: 0.69%
-- Flow 1:
Average throughput: 44.09 Mbit/s
95th percentile per-packet one-way delay: 90.555 ms
Loss rate: 0.69%
```

Run 8: Report of TCP Vegas — Data Link

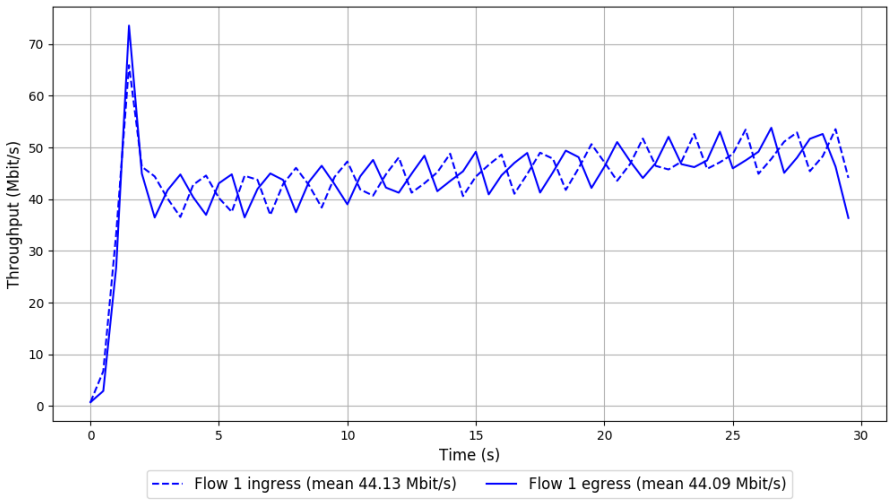

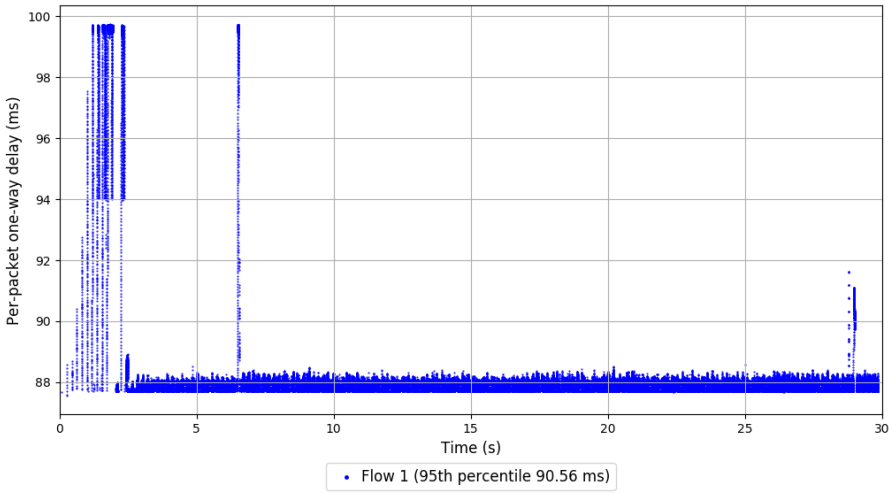

```
Run 9: Statistics of TCP Vegas

Start at: 2018-01-25 08:34:13
End at: 2018-01-25 08:34:43
Local clock offset: -0.223 ms
Remote clock offset: 0.767 ms

# Below is generated by plot.py at 2018-01-25 12:26:55
# Datalink statistics
-- Total of 1 flow:
Average throughput: 42.46 Mbit/s
95th percentile per-packet one-way delay: 82.396 ms
Loss rate: 0.71%
-- Flow 1:
Average throughput: 42.46 Mbit/s
95th percentile per-packet one-way delay: 82.396 ms
Loss rate: 0.71%
```

Run 9: Report of TCP Vegas — Data Link

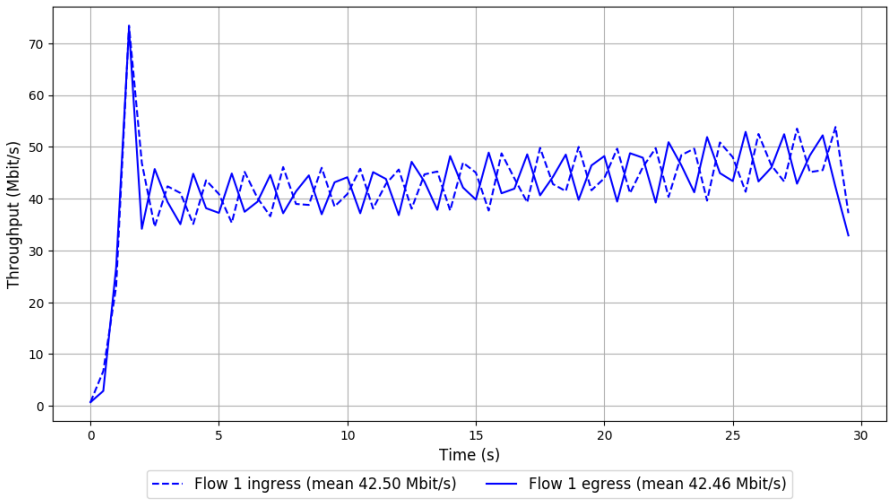

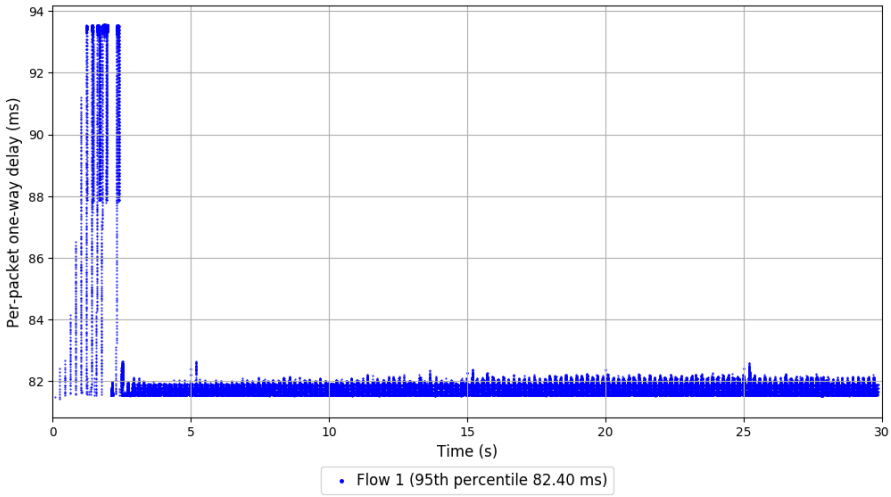

```
Run 10: Statistics of TCP Vegas

Start at: 2018-01-25 08:54:01
End at: 2018-01-25 08:54:31
Local clock offset: -0.655 ms
Remote clock offset: -0.316 ms

# Below is generated by plot.py at 2018-01-25 12:26:55
# Datalink statistics
-- Total of 1 flow:
Average throughput: 43.05 Mbit/s
95th percentile per-packet one-way delay: 81.307 ms
Loss rate: 0.71%
-- Flow 1:
Average throughput: 43.05 Mbit/s
95th percentile per-packet one-way delay: 81.307 ms
Loss rate: 0.71%
```

Run 10: Report of TCP Vegas — Data Link

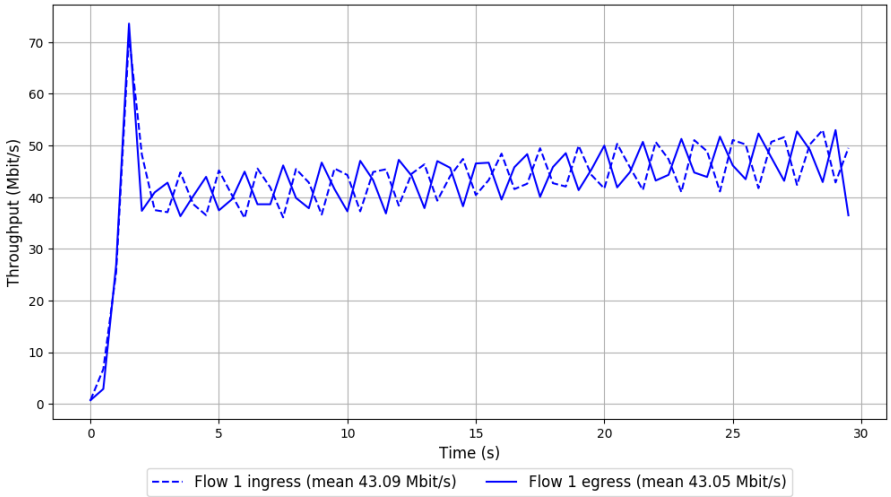

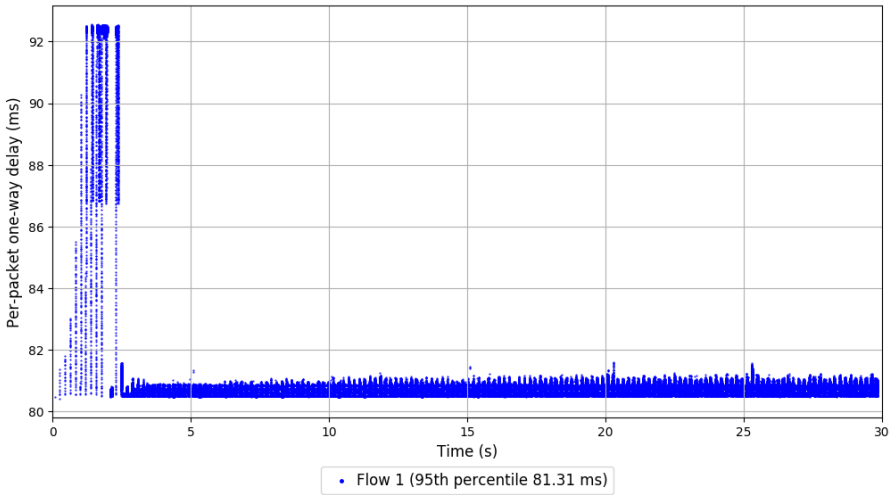

```
Run 1: Statistics of Verus

Start at: 2018-01-25 05:53:33
End at: 2018-01-25 05:54:03
Local clock offset: 0.302 ms
Remote clock offset: -5.299 ms

# Below is generated by plot.py at 2018-01-25 12:26:55
# Datalink statistics
-- Total of 1 flow:
Average throughput: 42.29 Mbit/s
95th percentile per-packet one-way delay: 96.903 ms
Loss rate: 0.48%
-- Flow 1:
Average throughput: 42.29 Mbit/s
95th percentile per-packet one-way delay: 96.903 ms
Loss rate: 0.48%
```

Run 1: Report of Verus — Data Link

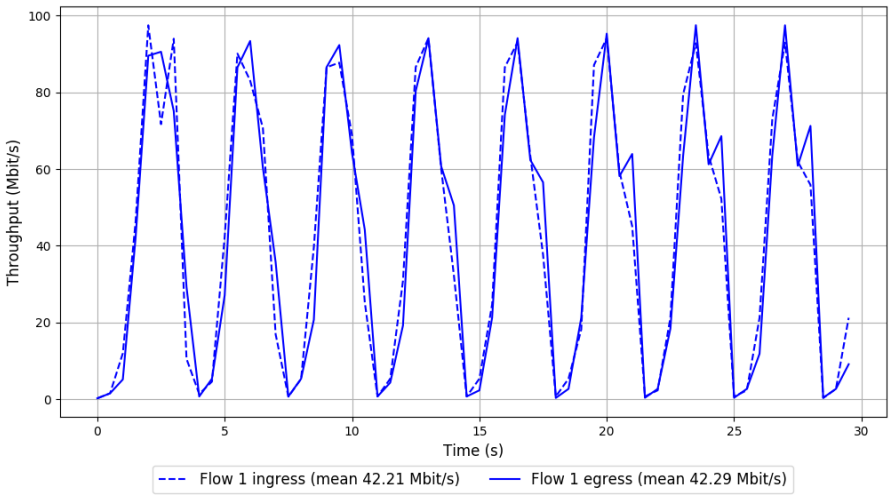

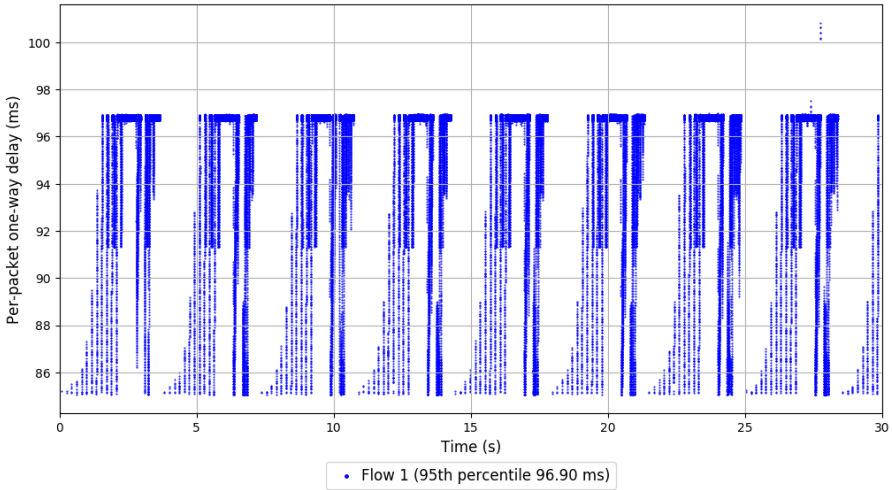

```
Run 2: Statistics of Verus

Start at: 2018-01-25 06:13:24
End at: 2018-01-25 06:13:54
Local clock offset: 0.257 ms
Remote clock offset: 0.582 ms

# Below is generated by plot.py at 2018-01-25 12:26:55
# Datalink statistics
-- Total of 1 flow:
Average throughput: 36.87 Mbit/s
95th percentile per-packet one-way delay: 91.154 ms
Loss rate: 0.18%
-- Flow 1:
Average throughput: 36.87 Mbit/s
95th percentile per-packet one-way delay: 91.154 ms
Loss rate: 0.18%
```

Run 2: Report of Verus — Data Link

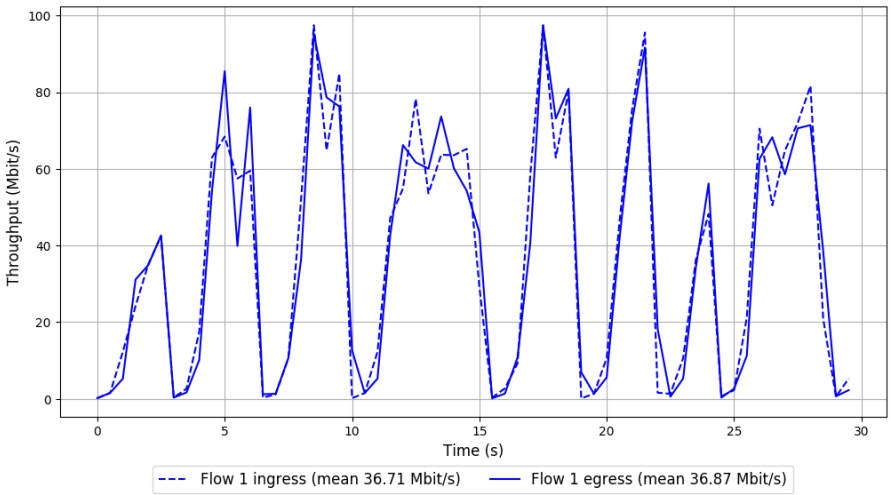

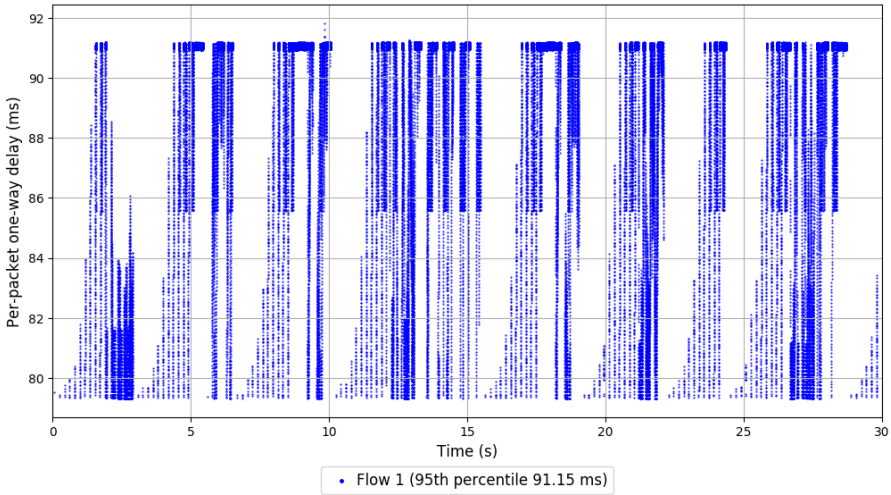

```
Run 3: Statistics of Verus

Start at: 2018-01-25 06:33:10
End at: 2018-01-25 06:33:40
Local clock offset: 0.189 ms
Remote clock offset: -4.658 ms

# Below is generated by plot.py at 2018-01-25 12:27:05
# Datalink statistics
-- Total of 1 flow:
Average throughput: 42.20 Mbit/s
95th percentile per-packet one-way delay: 94.856 ms
Loss rate: 0.96%
-- Flow 1:
Average throughput: 42.20 Mbit/s
95th percentile per-packet one-way delay: 94.856 ms
Loss rate: 0.96%
```

Run 3: Report of Verus — Data Link

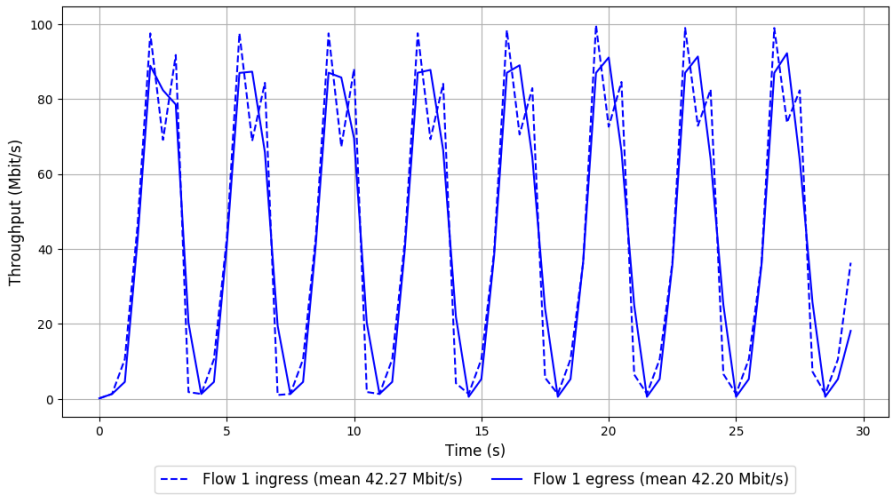

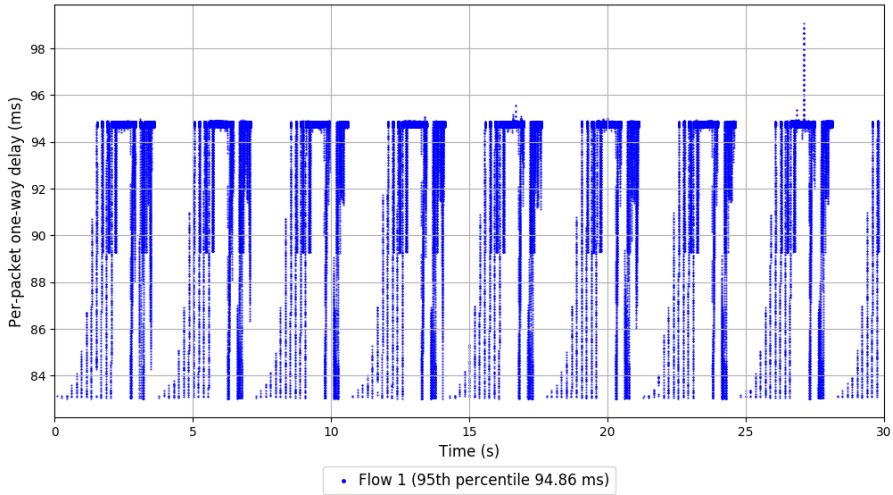

```
Run 4: Statistics of Verus

Start at: 2018-01-25 06:52:57
End at: 2018-01-25 06:53:27
Local clock offset: 0.236 ms
Remote clock offset: -5.026 ms

# Below is generated by plot.py at 2018-01-25 12:27:12
# Datalink statistics
-- Total of 1 flow:
Average throughput: 48.59 Mbit/s
95th percentile per-packet one-way delay: 96.567 ms
Loss rate: 1.28%
-- Flow 1:
Average throughput: 48.59 Mbit/s
95th percentile per-packet one-way delay: 96.567 ms
Loss rate: 1.28%
```

Run 4: Report of Verus — Data Link

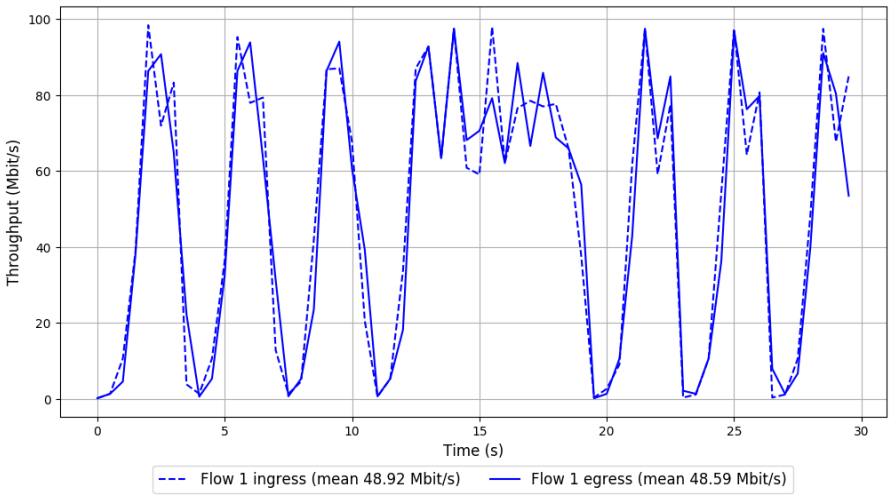

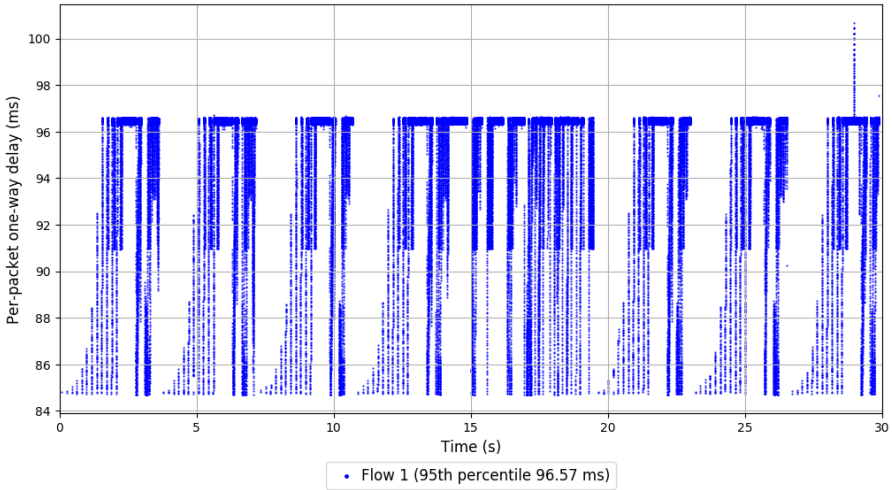

```
Run 5: Statistics of Verus

Start at: 2018-01-25 07:12:47
End at: 2018-01-25 07:13:17
Local clock offset: 0.273 ms
Remote clock offset: -4.237 ms

# Below is generated by plot.py at 2018-01-25 12:27:12
# Datalink statistics
-- Total of 1 flow:
Average throughput: 47.78 Mbit/s
95th percentile per-packet one-way delay: 95.703 ms
Loss rate: 0.01%
-- Flow 1:
Average throughput: 47.78 Mbit/s
95th percentile per-packet one-way delay: 95.703 ms
Loss rate: 0.01%
```

Run 5: Report of Verus — Data Link

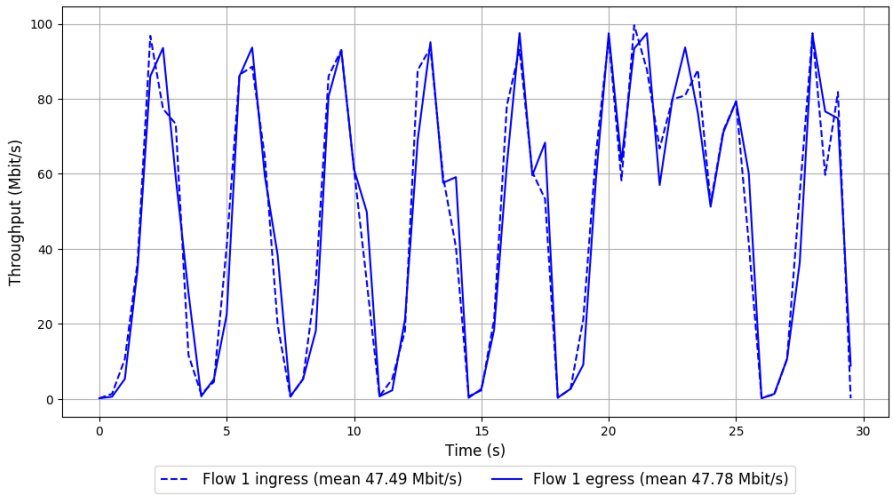

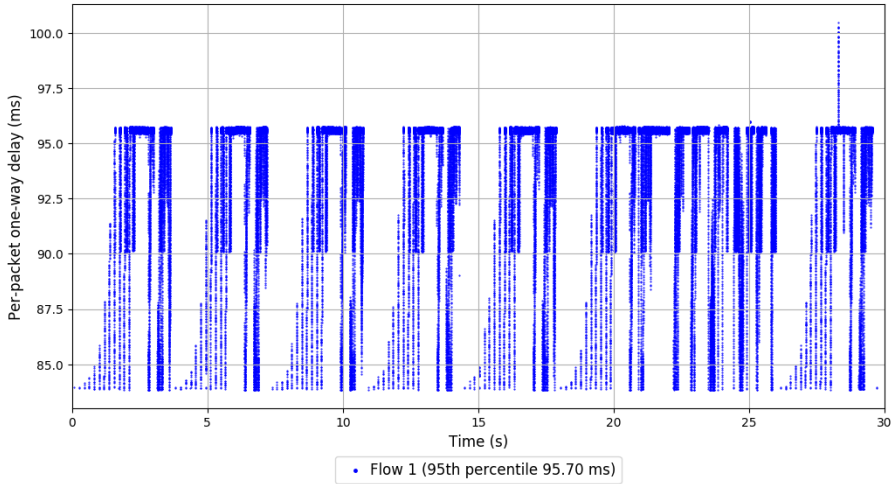

```
Run 6: Statistics of Verus

Start at: 2018-01-25 07:32:34
End at: 2018-01-25 07:33:04
Local clock offset: 0.224 ms
Remote clock offset: 0.306 ms

# Below is generated by plot.py at 2018-01-25 12:27:12
# Datalink statistics
-- Total of 1 flow:
Average throughput: 41.92 Mbit/s
95th percentile per-packet one-way delay: 92.696 ms
Loss rate: 0.06%
-- Flow 1:
Average throughput: 41.92 Mbit/s
95th percentile per-packet one-way delay: 92.696 ms
Loss rate: 0.06%
```

Run 6: Report of Verus — Data Link

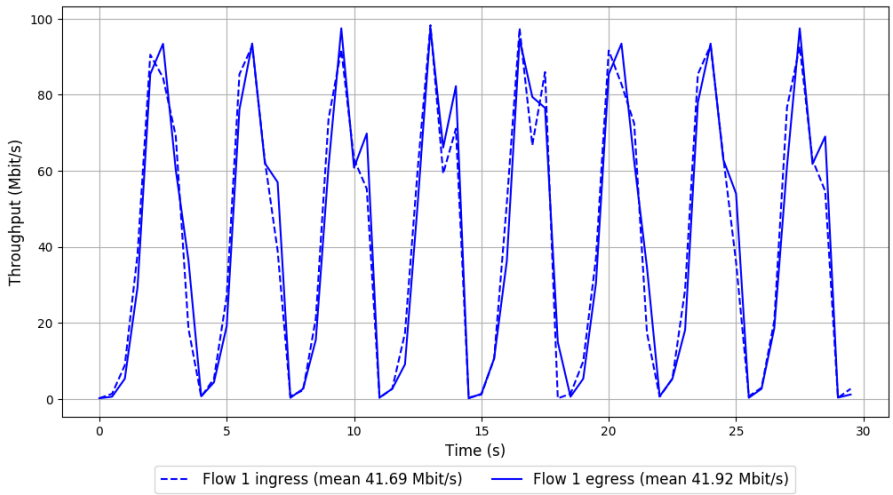

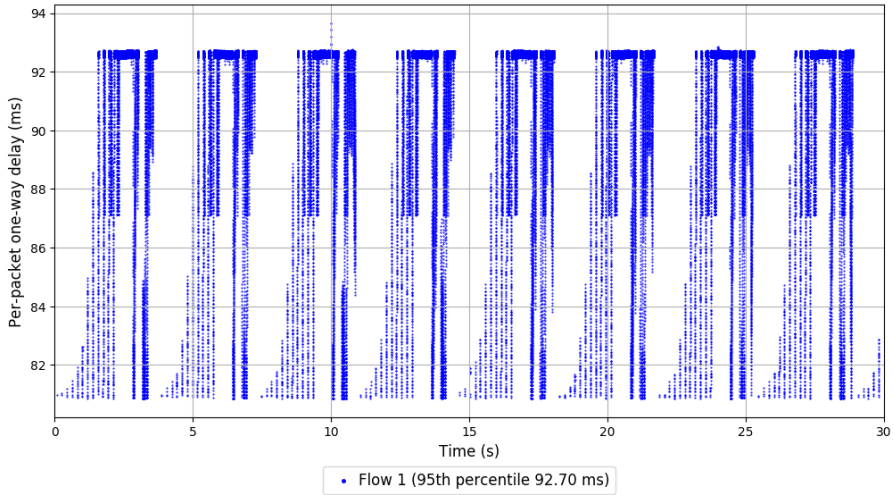

```
Run 7: Statistics of Verus

Start at: 2018-01-25 07:52:18
End at: 2018-01-25 07:52:48
Local clock offset: 0.193 ms
Remote clock offset: -4.731 ms

# Below is generated by plot.py at 2018-01-25 12:27:12
# Datalink statistics
-- Total of 1 flow:
Average throughput: 41.26 Mbit/s
95th percentile per-packet one-way delay: 99.498 ms
Loss rate: 0.03%
-- Flow 1:
Average throughput: 41.26 Mbit/s
95th percentile per-packet one-way delay: 99.498 ms
Loss rate: 0.03%
```

Run 7: Report of Verus — Data Link

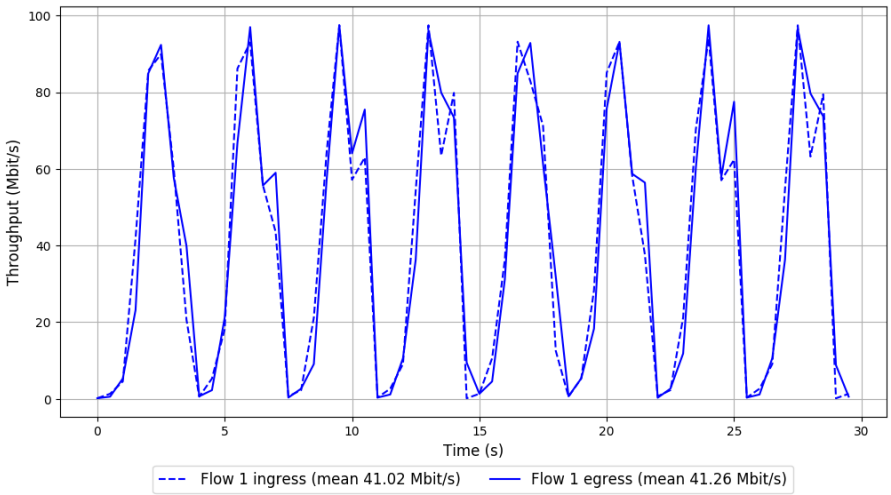

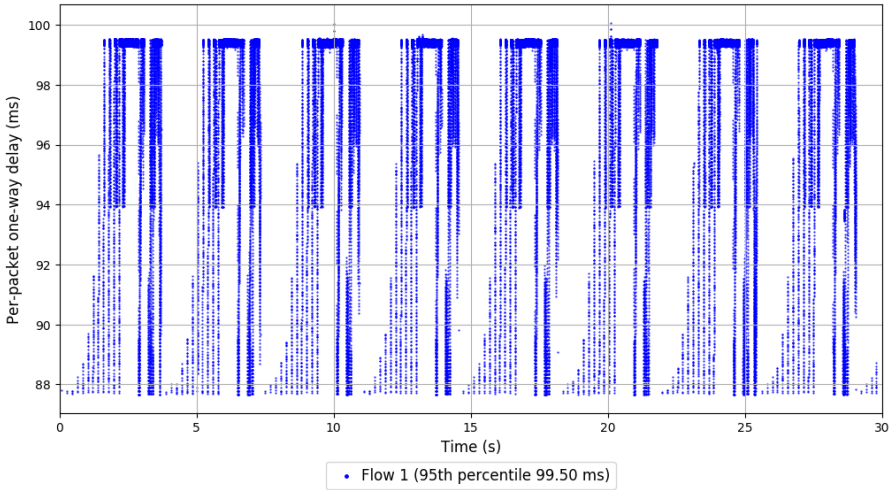

```
Run 8: Statistics of Verus

Start at: 2018-01-25 08:11:56
End at: 2018-01-25 08:12:26
Local clock offset: 0.132 ms
Remote clock offset: -4.818 ms

# Below is generated by plot.py at 2018-01-25 12:27:12
# Datalink statistics
-- Total of 1 flow:
Average throughput: 45.19 Mbit/s
95th percentile per-packet one-way delay: 97.560 ms
Loss rate: 0.53%
-- Flow 1:
Average throughput: 45.19 Mbit/s
95th percentile per-packet one-way delay: 97.560 ms
Loss rate: 0.53%
```

Run 8: Report of Verus — Data Link

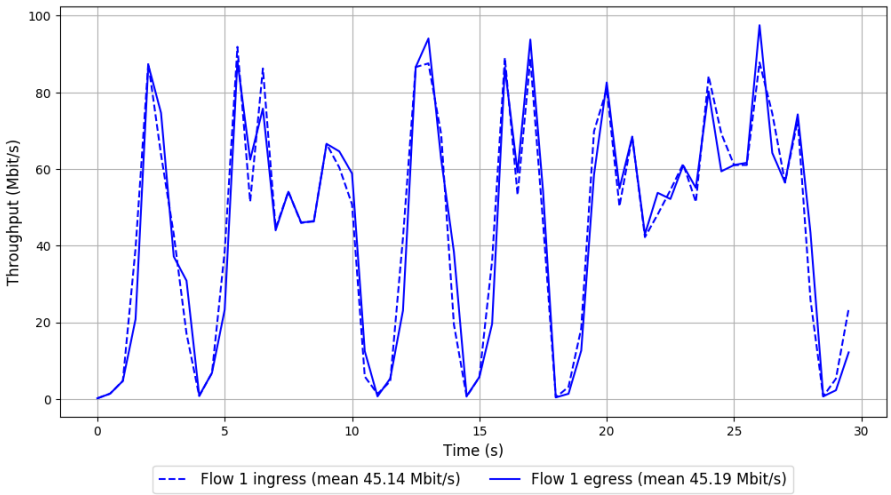

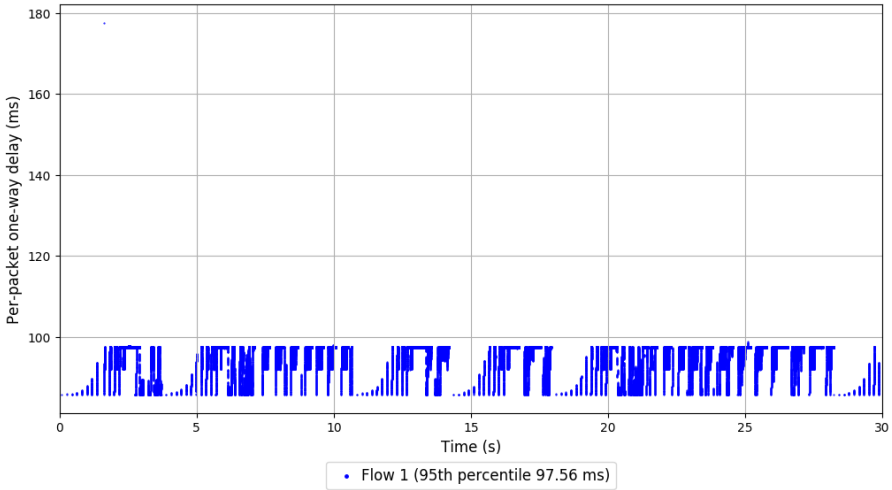

```
Run 9: Statistics of Verus

Start at: 2018-01-25 08:31:43
End at: 2018-01-25 08:32:13
Local clock offset: -0.236 ms
Remote clock offset: -0.106 ms

# Below is generated by plot.py at 2018-01-25 12:27:33
# Datalink statistics
-- Total of 1 flow:
Average throughput: 45.97 Mbit/s
95th percentile per-packet one-way delay: 90.749 ms
Loss rate: 1.25%
-- Flow 1:
Average throughput: 45.97 Mbit/s
95th percentile per-packet one-way delay: 90.749 ms
Loss rate: 1.25%
```

Run 9: Report of Verus — Data Link

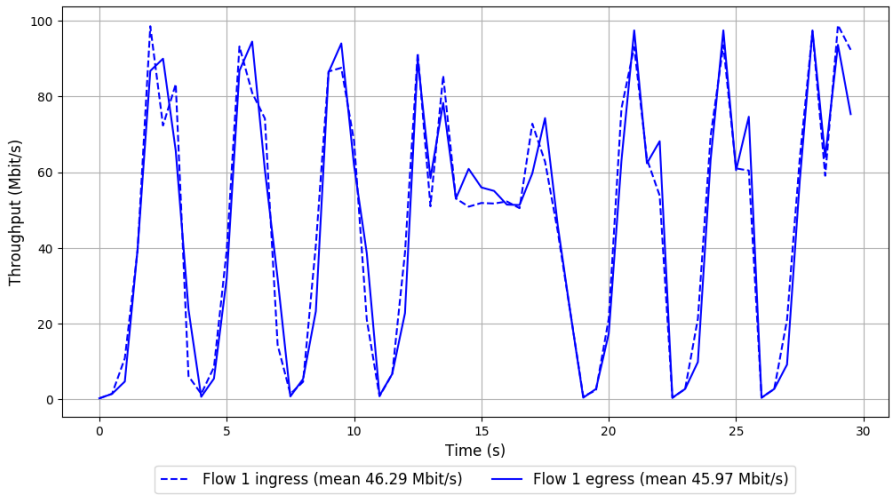

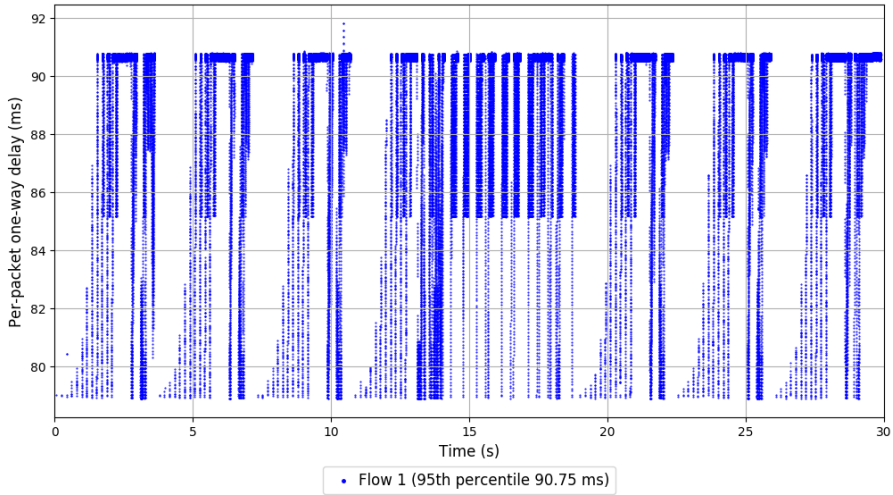

```
Run 10: Statistics of Verus

Start at: 2018-01-25 08:51:32
End at: 2018-01-25 08:52:02
Local clock offset: -0.545 ms
Remote clock offset: -5.57 ms

# Below is generated by plot.py at 2018-01-25 12:27:33
# Datalink statistics
-- Total of 1 flow:
Average throughput: 41.35 Mbit/s
95th percentile per-packet one-way delay: 99.469 ms
Loss rate: 0.12%
-- Flow 1:
Average throughput: 41.35 Mbit/s
95th percentile per-packet one-way delay: 99.469 ms
Loss rate: 0.12%
```

Run 10: Report of Verus — Data Link

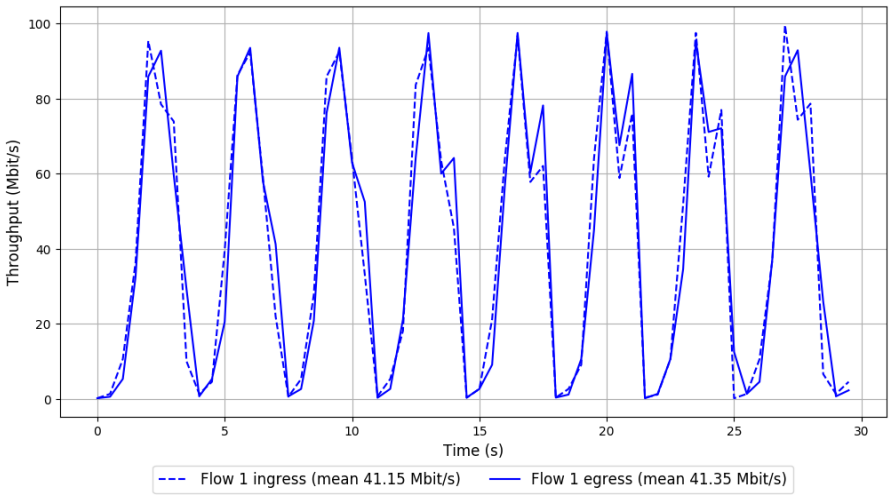

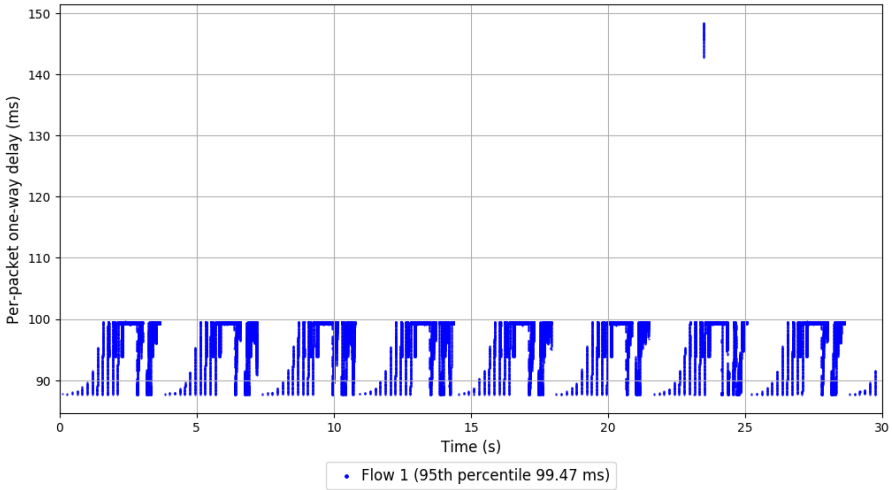

```
Run 1: Statistics of Copa

Start at: 2018-01-25 05:59:43
End at: 2018-01-25 06:00:13
Local clock offset: 0.221 ms
Remote clock offset: -0.438 ms

# Below is generated by plot.py at 2018-01-25 12:29:21
# Datalink statistics
-- Total of 1 flow:
Average throughput: 88.10 Mbit/s
95th percentile per-packet one-way delay: 84.837 ms
Loss rate: 0.70%
-- Flow 1:
Average throughput: 88.10 Mbit/s
95th percentile per-packet one-way delay: 84.837 ms
Loss rate: 0.70%
```

Run 1: Report of Copa — Data Link

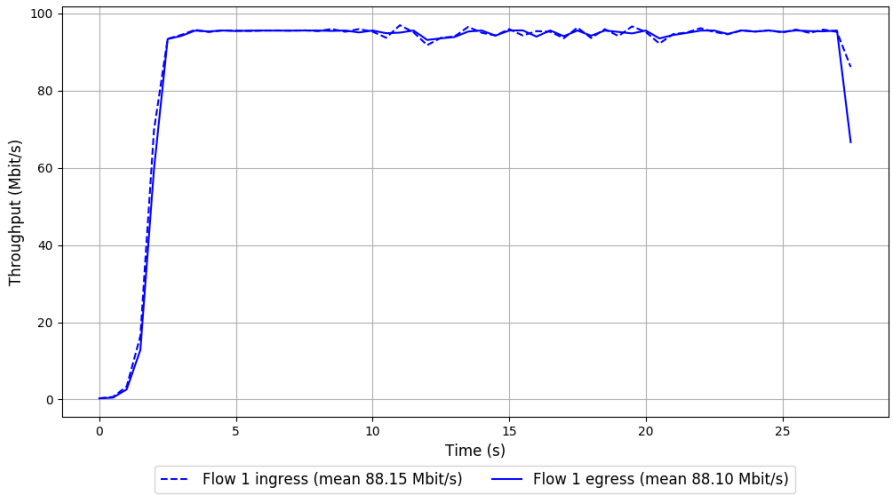

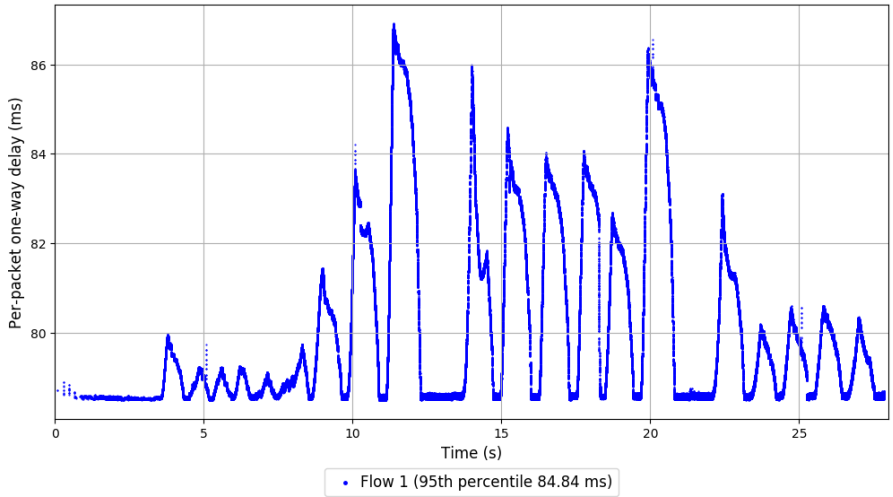

```
Run 2: Statistics of Copa

Start at: 2018-01-25 06:19:32
End at: 2018-01-25 06:20:02
Local clock offset: 0.238 ms
Remote clock offset: -0.195 ms

# Below is generated by plot.py at 2018-01-25 12:29:21
# Datalink statistics
-- Total of 1 flow:
Average throughput: 87.50 Mbit/s
95th percentile per-packet one-way delay: 90.258 ms
Loss rate: 0.71%
-- Flow 1:
Average throughput: 87.50 Mbit/s
95th percentile per-packet one-way delay: 90.258 ms
Loss rate: 0.71%
```

Run 2: Report of Copa — Data Link

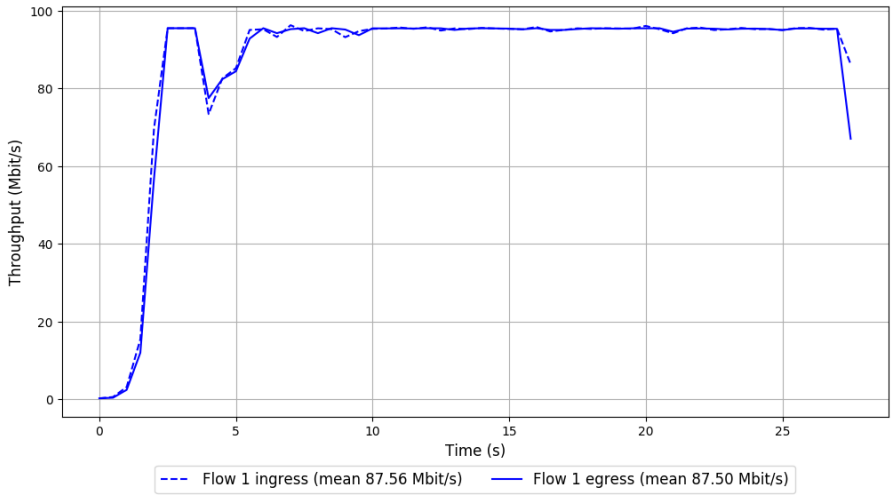

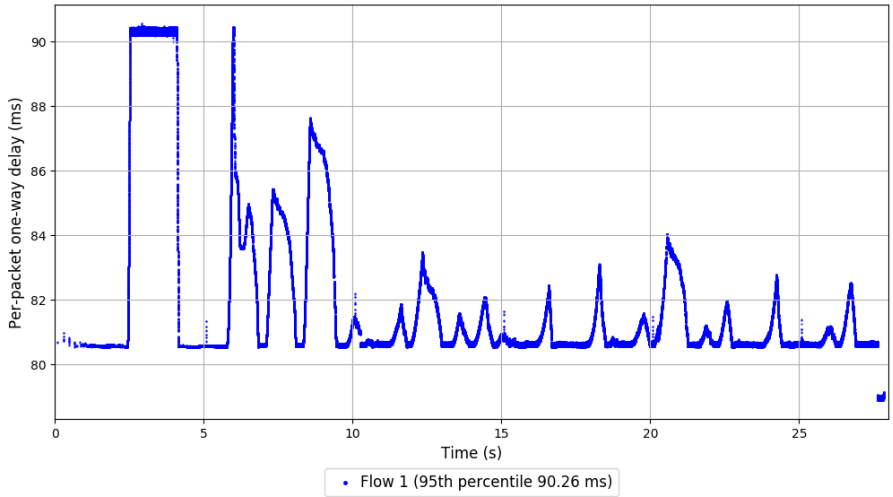

```
Run 3: Statistics of Copa

Start at: 2018-01-25 06:39:22
End at: 2018-01-25 06:39:52
Local clock offset: 0.146 ms
Remote clock offset: 0.394 ms

# Below is generated by plot.py at 2018-01-25 12:29:23
# Datalink statistics
-- Total of 1 flow:
Average throughput: 88.05 Mbit/s
95th percentile per-packet one-way delay: 88.615 ms
Loss rate: 0.69%
-- Flow 1:
Average throughput: 88.05 Mbit/s
95th percentile per-packet one-way delay: 88.615 ms
Loss rate: 0.69%
```

Run 3: Report of Copa — Data Link

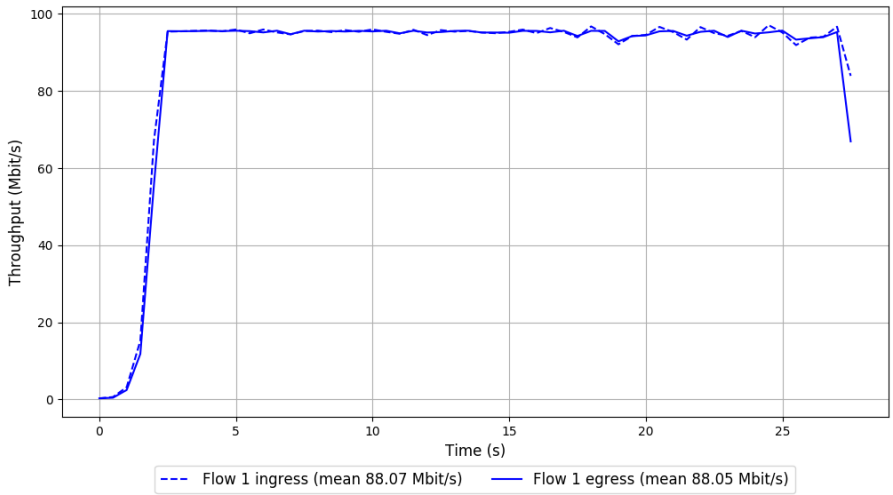

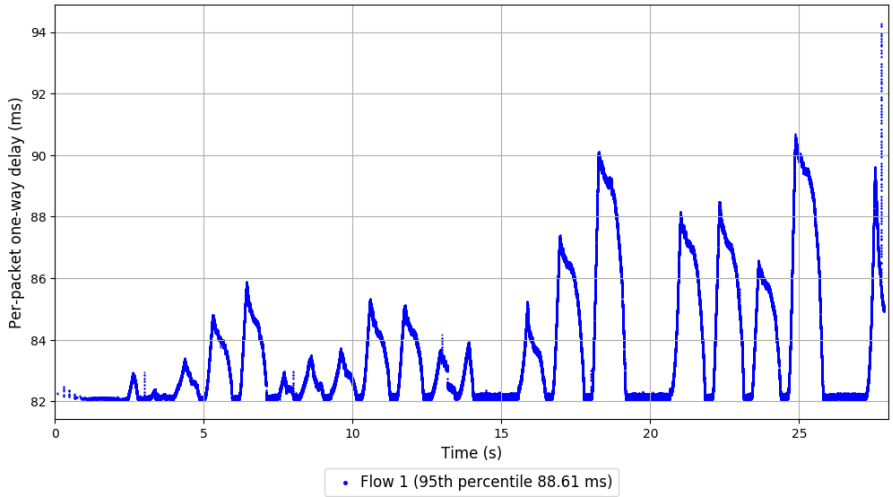

```
Run 4: Statistics of Copa

Start at: 2018-01-25 06:59:06
End at: 2018-01-25 06:59:36
Local clock offset: 0.219 ms
Remote clock offset: -3.968 ms

# Below is generated by plot.py at 2018-01-25 12:29:23
# Datalink statistics
-- Total of 1 flow:
Average throughput: 72.78 Mbit/s
95th percentile per-packet one-way delay: 95.191 ms
Loss rate: 10.12%
-- Flow 1:
Average throughput: 72.78 Mbit/s
95th percentile per-packet one-way delay: 95.191 ms
Loss rate: 10.12%
```

Run 4: Report of Copa — Data Link

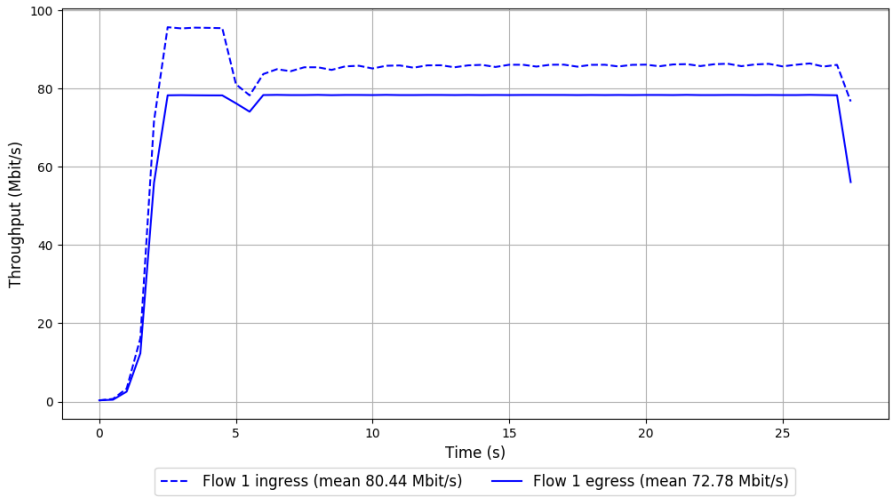

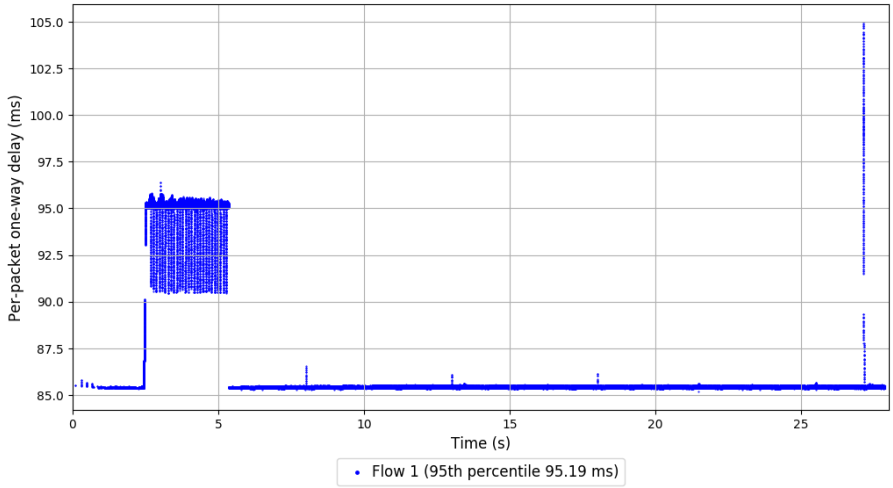

```
Run 5: Statistics of Copa

Start at: 2018-01-25 07:18:56
End at: 2018-01-25 07:19:26
Local clock offset: 0.256 ms
Remote clock offset: -0.503 ms

# Below is generated by plot.py at 2018-01-25 12:29:25
# Datalink statistics
-- Total of 1 flow:
Average throughput: 87.36 Mbit/s
95th percentile per-packet one-way delay: 91.615 ms
Loss rate: 0.71%
-- Flow 1:
Average throughput: 87.36 Mbit/s
95th percentile per-packet one-way delay: 91.615 ms
Loss rate: 0.71%
```

Run 5: Report of Copa — Data Link

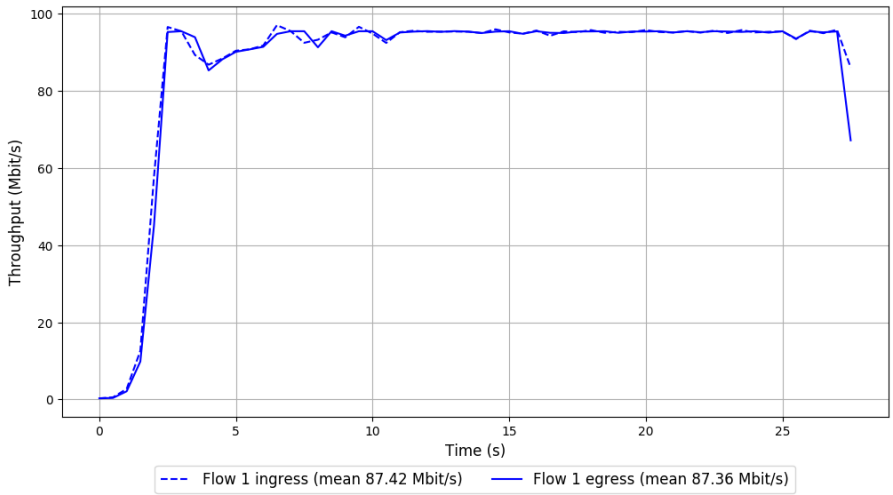

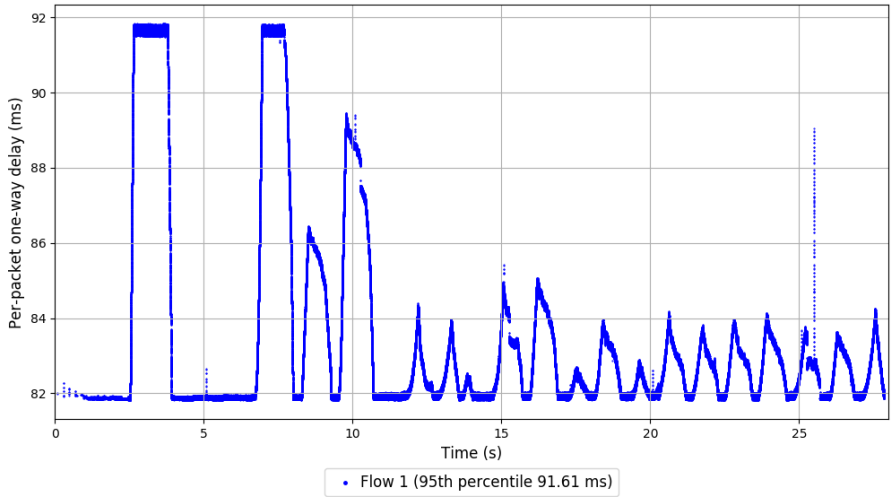

```
Run 6: Statistics of Copa

Start at: 2018-01-25 07:38:41
End at: 2018-01-25 07:39:11
Local clock offset: 0.195 ms
Remote clock offset: -5.214 ms

# Below is generated by plot.py at 2018-01-25 12:29:27
# Datalink statistics
-- Total of 1 flow:
Average throughput: 88.34 Mbit/s
95th percentile per-packet one-way delay: 87.761 ms
Loss rate: 0.70%
-- Flow 1:
Average throughput: 88.34 Mbit/s
95th percentile per-packet one-way delay: 87.761 ms
Loss rate: 0.70%
```

Run 6: Report of Copa — Data Link

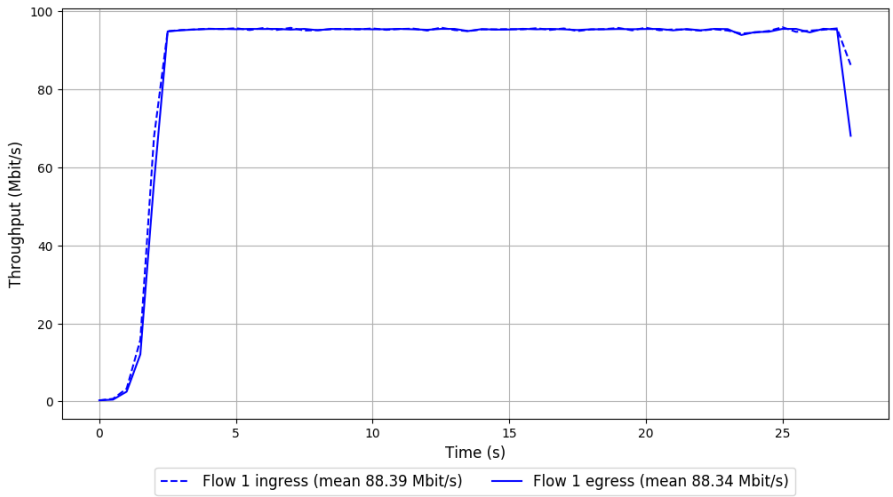

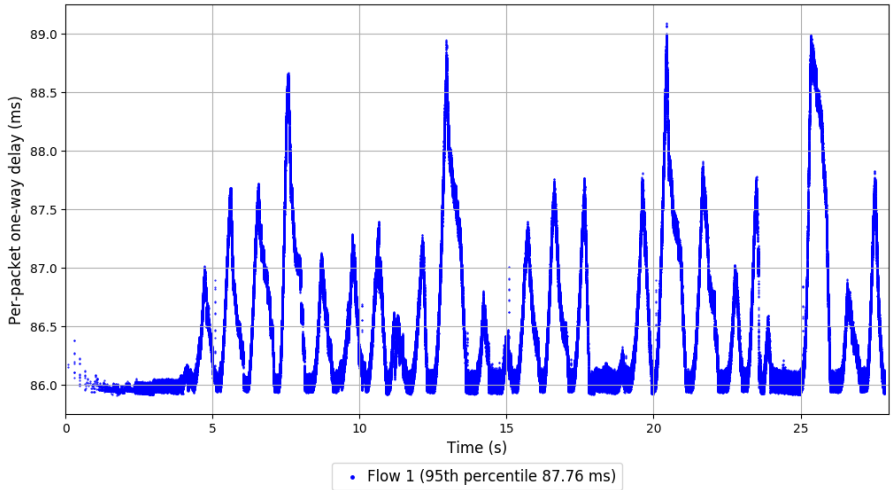

```
Run 7: Statistics of Copa

Start at: 2018-01-25 07:58:29
End at: 2018-01-25 07:58:59
Local clock offset: 0.202 ms
Remote clock offset: 0.521 ms
```

Run 7: Report of Copa — Data Link

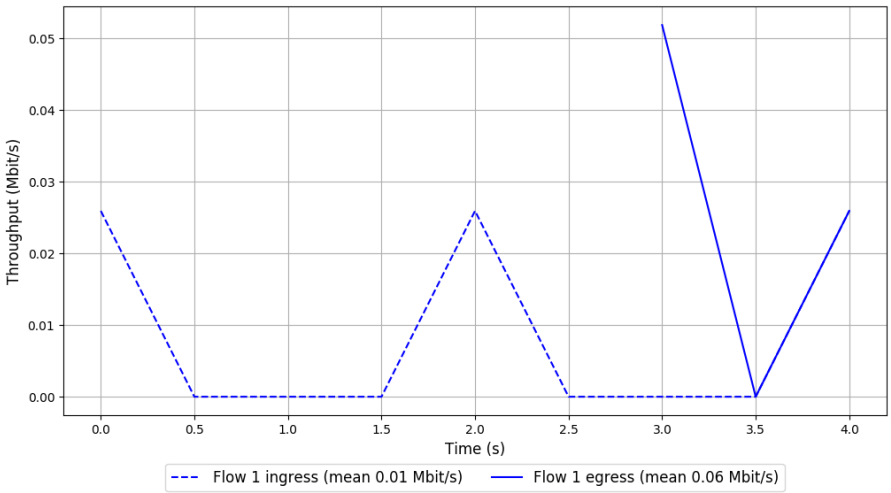

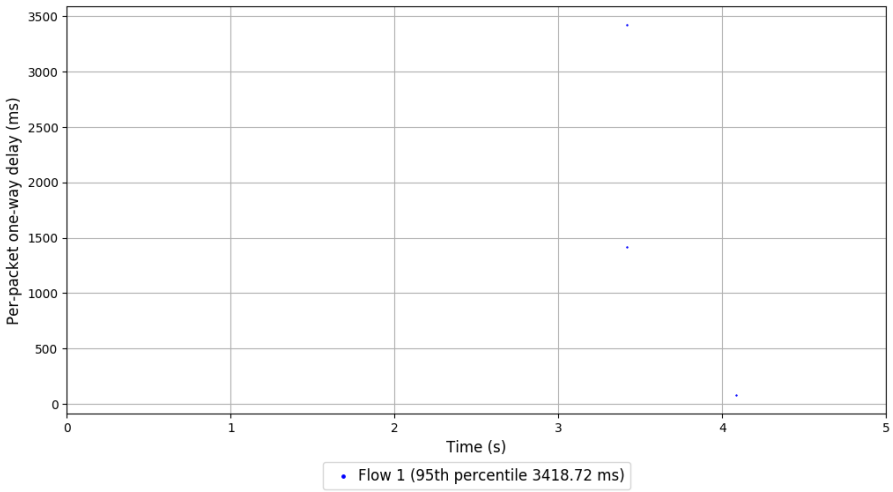

```
Run 8: Statistics of Copa

Start at: 2018-01-25 08:18:07
End at: 2018-01-25 08:18:37
Local clock offset: 0.036 ms
Remote clock offset: -5.9 ms

# Below is generated by plot.py at 2018-01-25 12:29:30
# Datalink statistics
-- Total of 1 flow:
Average throughput: 80.15 Mbit/s
95th percentile per-packet one-way delay: 98.765 ms
Loss rate: 0.79%
-- Flow 1:
Average throughput: 80.15 Mbit/s
95th percentile per-packet one-way delay: 98.765 ms
Loss rate: 0.79%
```

Run 8: Report of Copa — Data Link

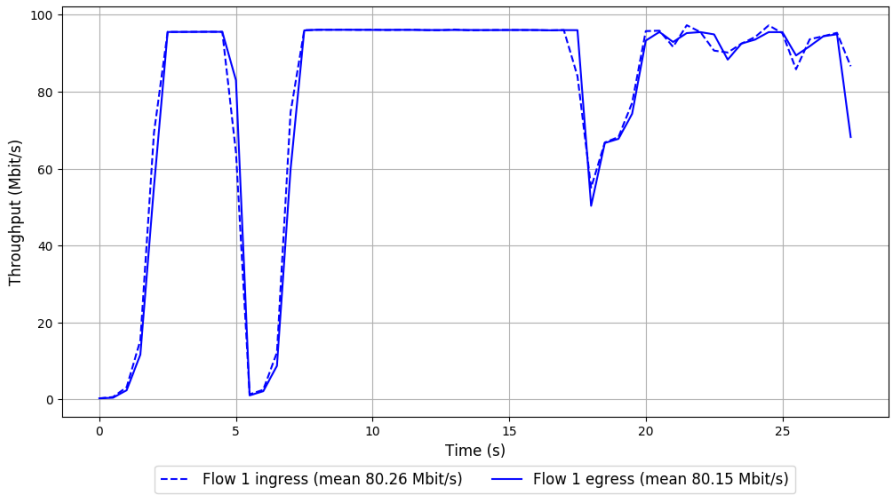

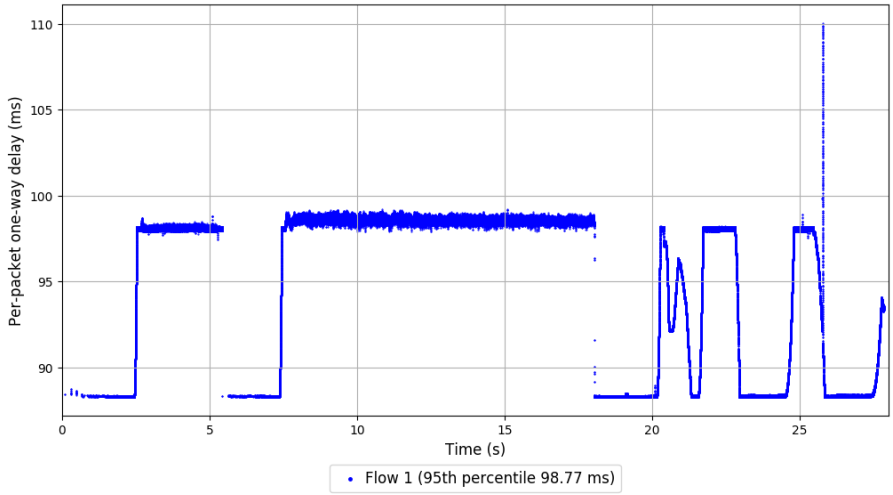

```
Run 9: Statistics of Copa

Start at: 2018-01-25 08:37:54
End at: 2018-01-25 08:38:24
Local clock offset: -0.287 ms
Remote clock offset: -5.973 ms

# Below is generated by plot.py at 2018-01-25 12:29:44
# Datalink statistics
-- Total of 1 flow:
Average throughput: 87.90 Mbit/s
95th percentile per-packet one-way delay: 91.583 ms
Loss rate: 0.72%
-- Flow 1:
Average throughput: 87.90 Mbit/s
95th percentile per-packet one-way delay: 91.583 ms
Loss rate: 0.72%
```

Run 9: Report of Copa — Data Link

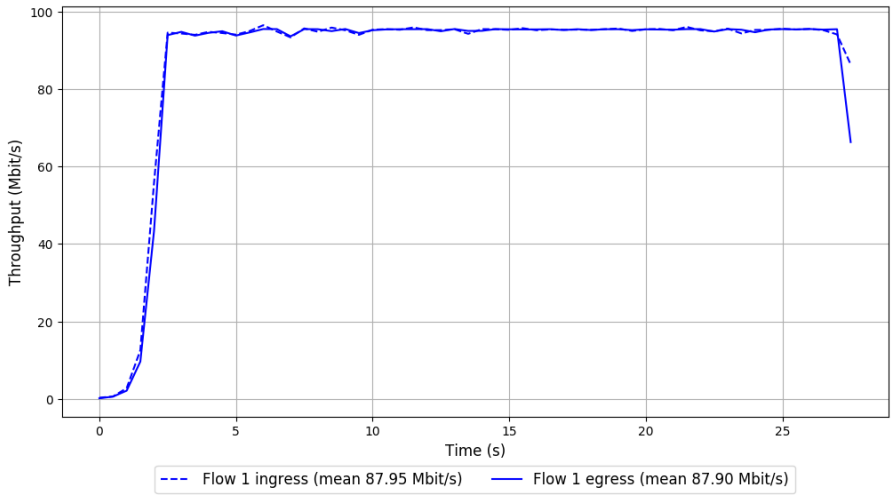

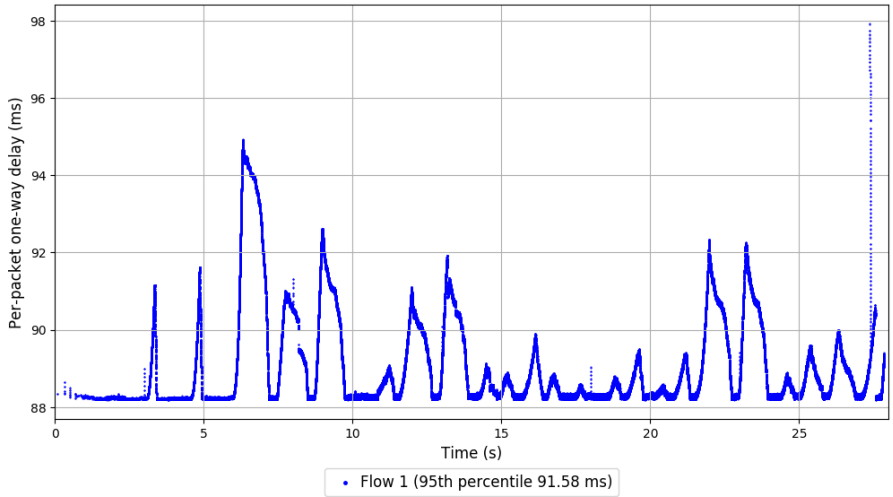

```
Run 10: Statistics of Copa

Start at: 2018-01-25 08:57:42
End at: 2018-01-25 08:58:12
Local clock offset: -0.657 ms
Remote clock offset: -6.101 ms

# Below is generated by plot.py at 2018-01-25 12:31:14
# Datalink statistics
-- Total of 1 flow:
Average throughput: 87.34 Mbit/s
95th percentile per-packet one-way delay: 94.457 ms
Loss rate: 0.71%
-- Flow 1:
Average throughput: 87.34 Mbit/s
95th percentile per-packet one-way delay: 94.457 ms
Loss rate: 0.71%
```

Run 10: Report of Copa — Data Link

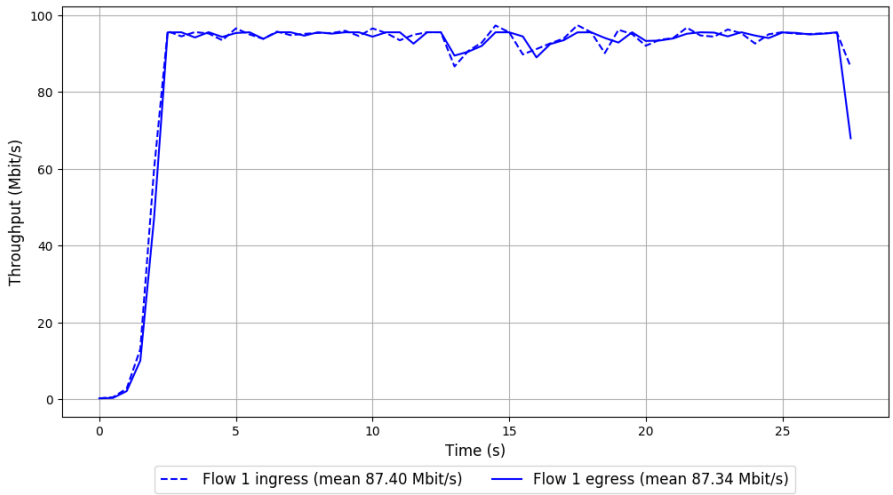

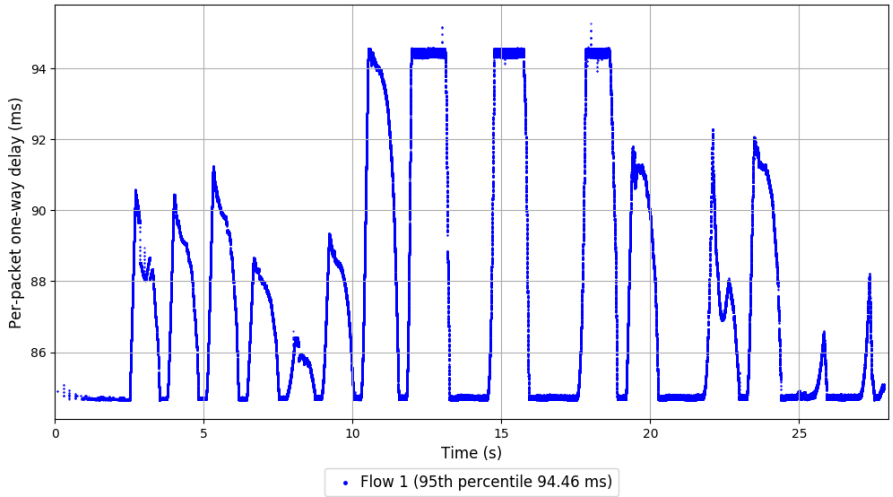

```
Run 1: Statistics of Indigo-2-256

Start at: 2018-01-25 05:42:32
End at: 2018-01-25 05:43:02
Local clock offset: 0.326 ms
Remote clock offset: -0.543 ms

# Below is generated by plot.py at 2018-01-25 12:31:14
# Datalink statistics
-- Total of 1 flow:
Average throughput: 92.15 Mbit/s
95th percentile per-packet one-way delay: 91.435 ms
Loss rate: 0.67%
-- Flow 1:
Average throughput: 92.15 Mbit/s
95th percentile per-packet one-way delay: 91.435 ms
Loss rate: 0.67%
```

Run 1: Report of Indigo-2-256 — Data Link

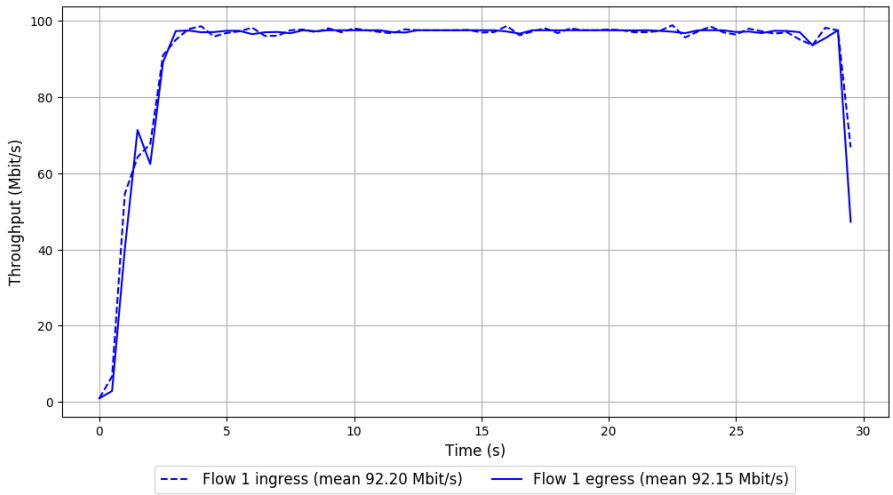

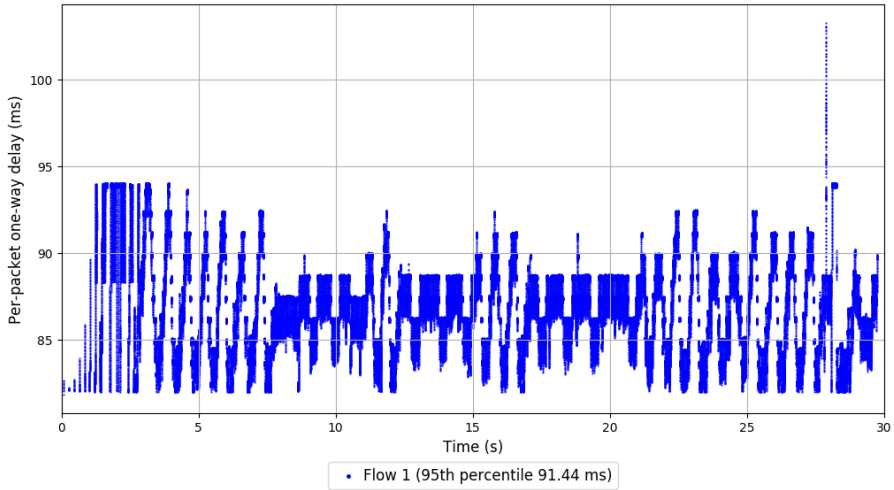

```
Run 2: Statistics of Indigo-2-256

Start at: 2018-01-25 06:02:22
End at: 2018-01-25 06:02:52
Local clock offset: 0.232 ms
Remote clock offset: -4.909 ms

# Below is generated by plot.py at 2018-01-25 12:31:14
# Datalink statistics
-- Total of 1 flow:
Average throughput: 93.25 Mbit/s
95th percentile per-packet one-way delay: 93.821 ms
Loss rate: 0.64%
-- Flow 1:
Average throughput: 93.25 Mbit/s
95th percentile per-packet one-way delay: 93.821 ms
Loss rate: 0.64%
```

Run 2: Report of Indigo-2-256 — Data Link

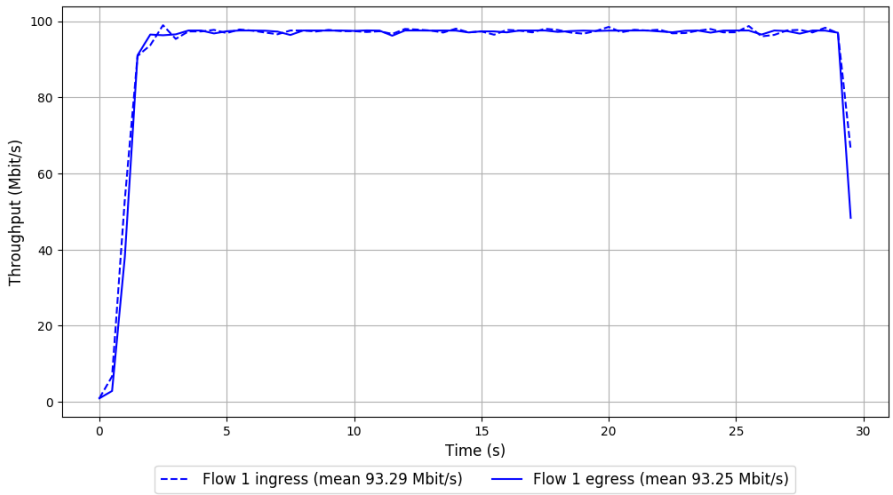

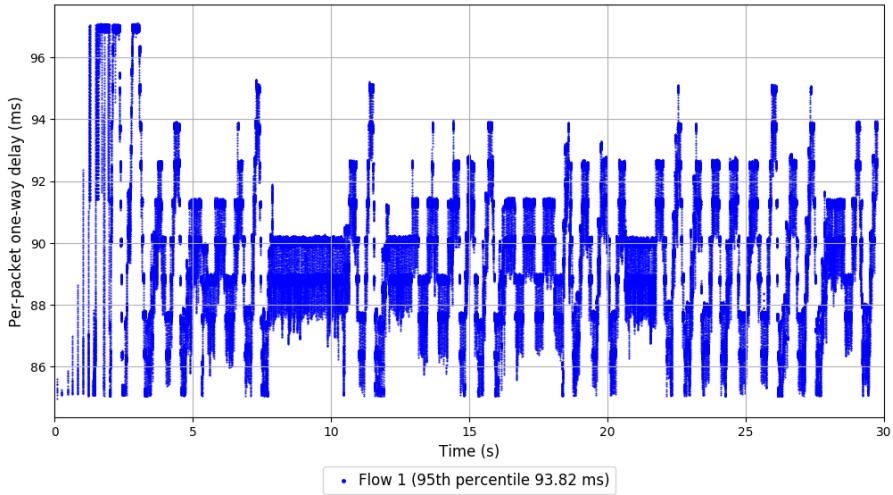

```
Run 3: Statistics of Indigo-2-256

Start at: 2018-01-25 06:22:07
End at: 2018-01-25 06:22:37
Local clock offset: 0.173 ms
Remote clock offset: -5.548 ms

# Below is generated by plot.py at 2018-01-25 12:31:14
# Datalink statistics
-- Total of 1 flow:
Average throughput: 92.56 Mbit/s
95th percentile per-packet one-way delay: 94.423 ms
Loss rate: 0.62%
-- Flow 1:
Average throughput: 92.56 Mbit/s
95th percentile per-packet one-way delay: 94.423 ms
Loss rate: 0.62%
```

Run 3: Report of Indigo-2-256 — Data Link

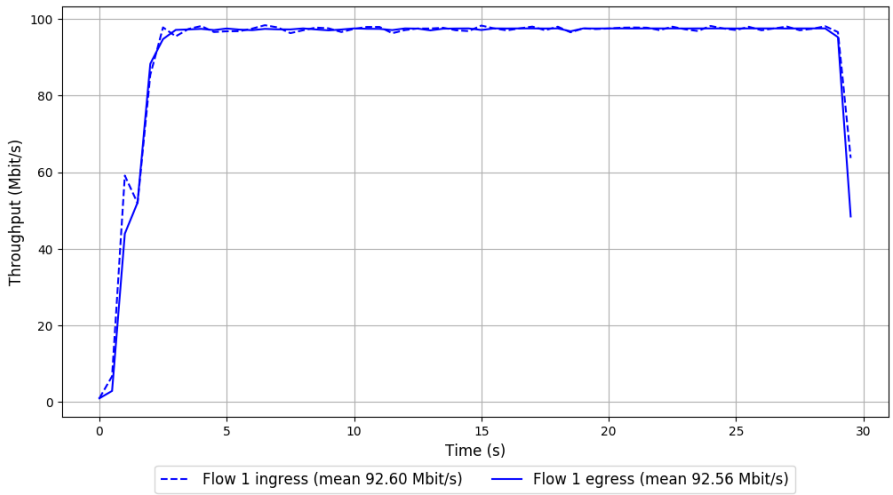

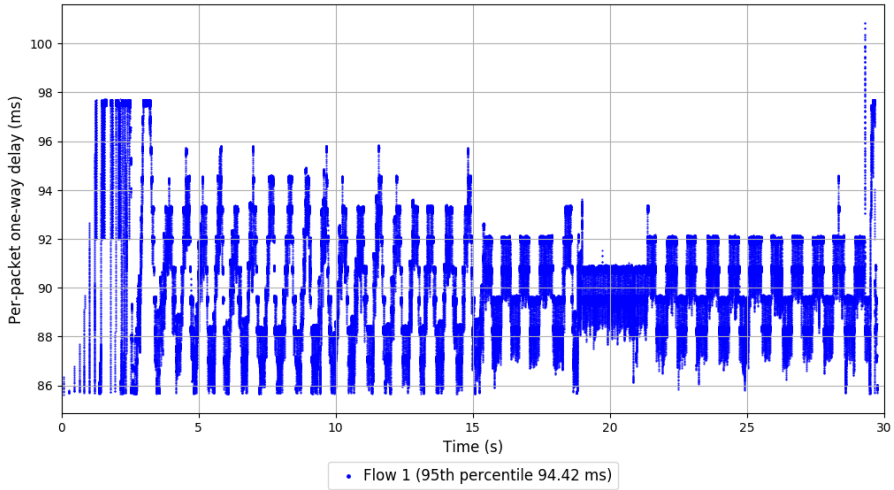

```
Run 4: Statistics of Indigo-2-256

Start at: 2018-01-25 06:41:55
End at: 2018-01-25 06:42:25
Local clock offset: 0.207 ms
Remote clock offset: 0.295 ms

# Below is generated by plot.py at 2018-01-25 12:31:14
# Datalink statistics
-- Total of 1 flow:
Average throughput: 92.09 Mbit/s
95th percentile per-packet one-way delay: 90.982 ms
Loss rate: 0.66%
-- Flow 1:
Average throughput: 92.09 Mbit/s
95th percentile per-packet one-way delay: 90.982 ms
Loss rate: 0.66%
```

Run 4: Report of Indigo-2-256 — Data Link

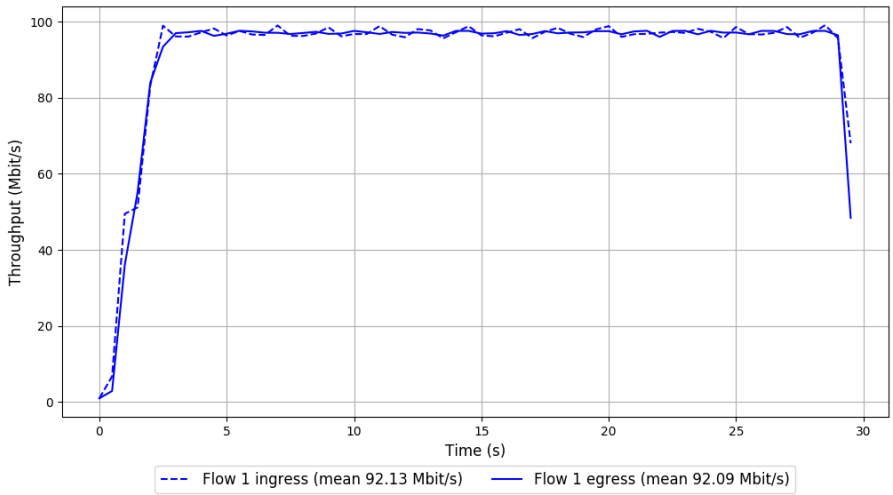

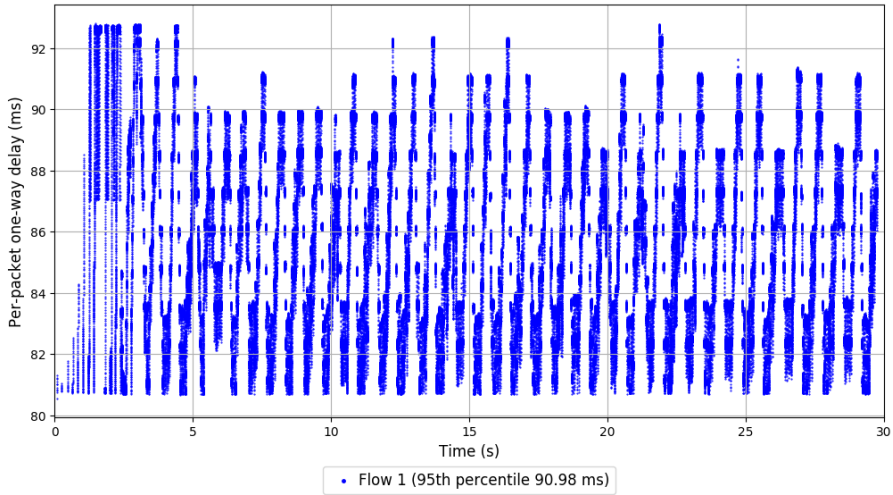

```
Run 5: Statistics of Indigo-2-256

Start at: 2018-01-25 07:01:42
End at: 2018-01-25 07:02:12
Local clock offset: 0.305 ms
Remote clock offset: -3.881 ms

# Below is generated by plot.py at 2018-01-25 12:31:14
# Datalink statistics
-- Total of 1 flow:
Average throughput: 89.79 Mbit/s
95th percentile per-packet one-way delay: 91.869 ms
Loss rate: 0.66%
-- Flow 1:
Average throughput: 89.79 Mbit/s
95th percentile per-packet one-way delay: 91.869 ms
Loss rate: 0.66%
```

Run 5: Report of Indigo-2-256 — Data Link

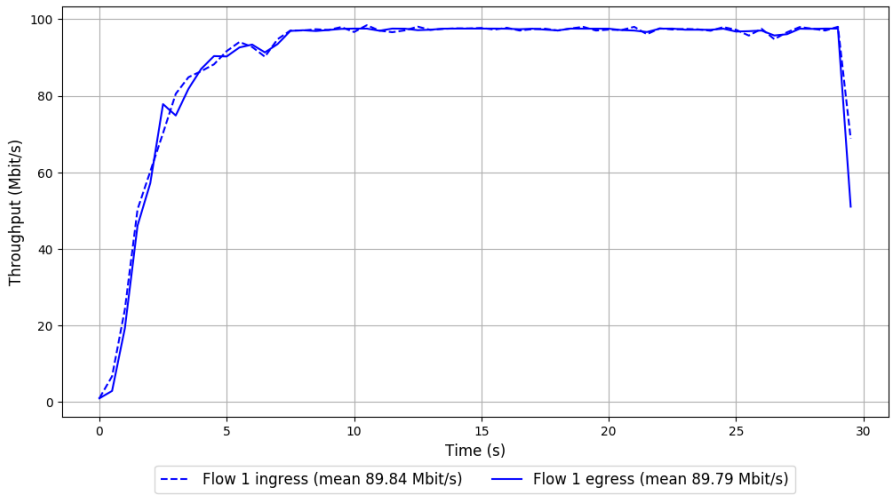

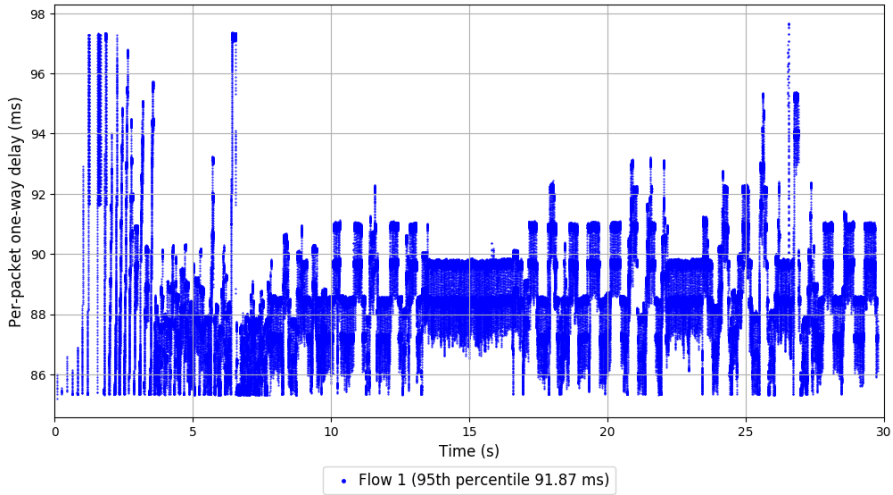

```
Run 6: Statistics of Indigo-2-256

Start at: 2018-01-25 07:21:31
End at: 2018-01-25 07:22:01
Local clock offset: 0.252 ms
Remote clock offset: -4.131 ms

# Below is generated by plot.py at 2018-01-25 12:31:14
# Datalink statistics
-- Total of 1 flow:
Average throughput: 92.42 Mbit/s
95th percentile per-packet one-way delay: 94.716 ms
Loss rate: 0.67%
-- Flow 1:
Average throughput: 92.42 Mbit/s
95th percentile per-packet one-way delay: 94.716 ms
Loss rate: 0.67%
```

Run 6: Report of Indigo-2-256 — Data Link

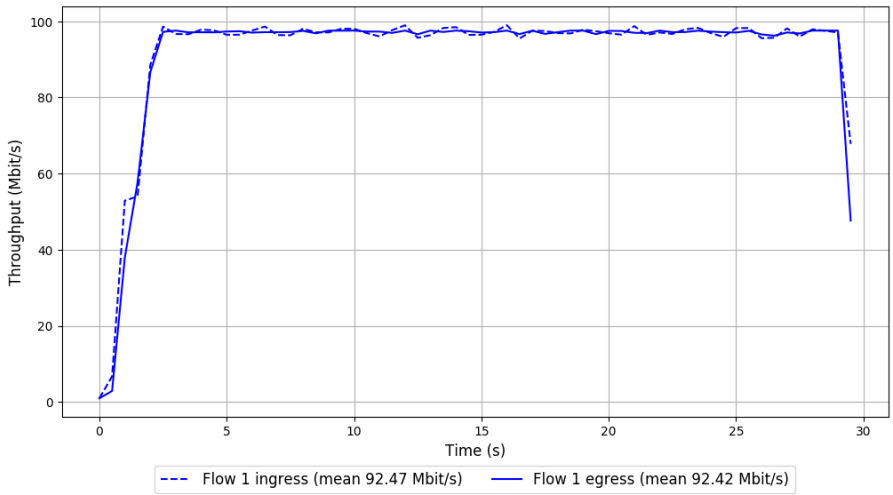

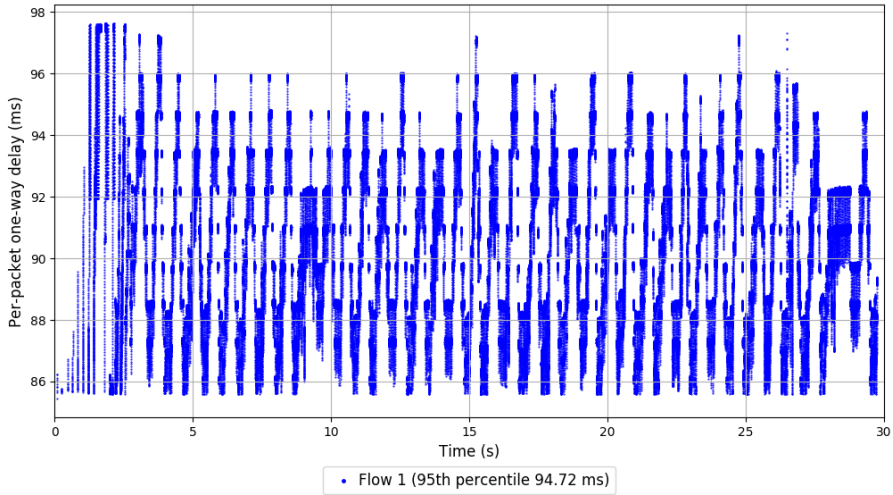

```
Run 7: Statistics of Indigo-2-256

Start at: 2018-01-25 07:41:16
End at: 2018-01-25 07:41:46
Local clock offset: 0.222 ms
Remote clock offset: -0.785 ms

# Below is generated by plot.py at 2018-01-25 12:31:14
# Datalink statistics
-- Total of 1 flow:
Average throughput: 92.17 Mbit/s
95th percentile per-packet one-way delay: 91.749 ms
Loss rate: 0.65%
-- Flow 1:
Average throughput: 92.17 Mbit/s
95th percentile per-packet one-way delay: 91.749 ms
Loss rate: 0.65%
```

Run 7: Report of Indigo-2-256 — Data Link

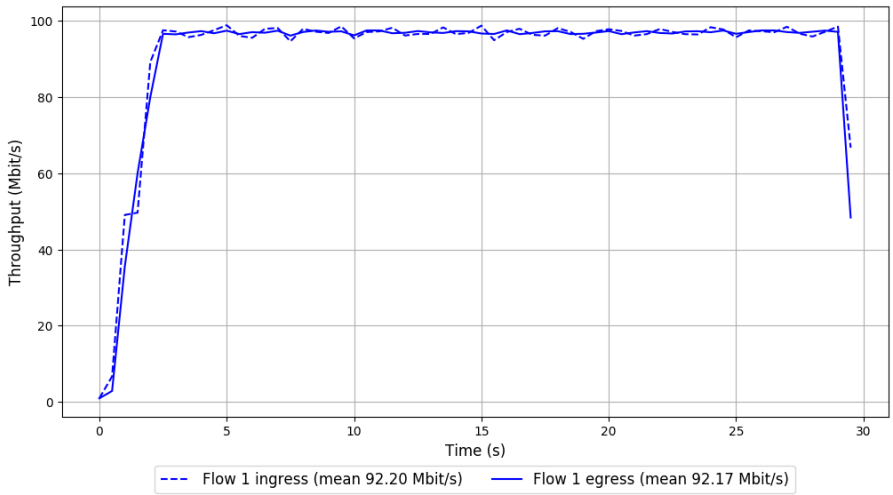

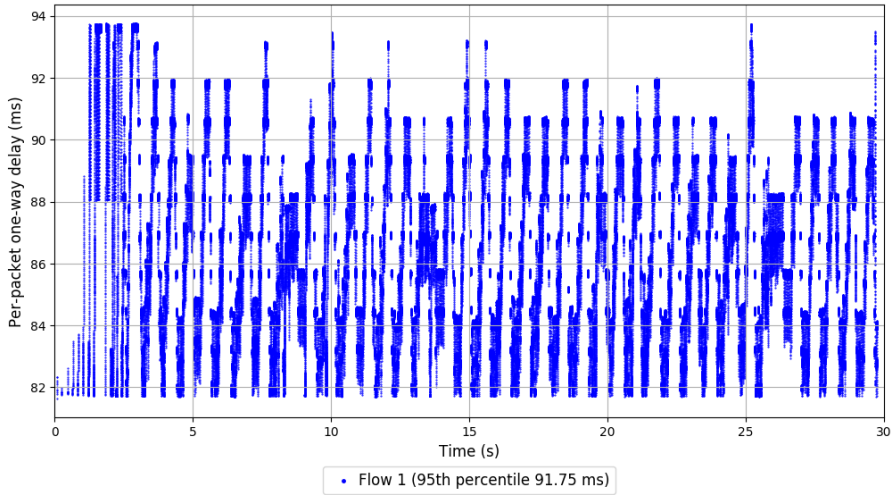

```
Run 8: Statistics of Indigo-2-256

Start at: 2018-01-25 08:00:56
End at: 2018-01-25 08:01:26
Local clock offset: 0.175 ms
Remote clock offset: -0.786 ms

# Below is generated by plot.py at 2018-01-25 12:32:04
# Datalink statistics
-- Total of 1 flow:
Average throughput: 92.59 Mbit/s
95th percentile per-packet one-way delay: 90.430 ms
Loss rate: 0.63%
-- Flow 1:
Average throughput: 92.59 Mbit/s
95th percentile per-packet one-way delay: 90.430 ms
Loss rate: 0.63%
```

Run 8: Report of Indigo-2-256 — Data Link

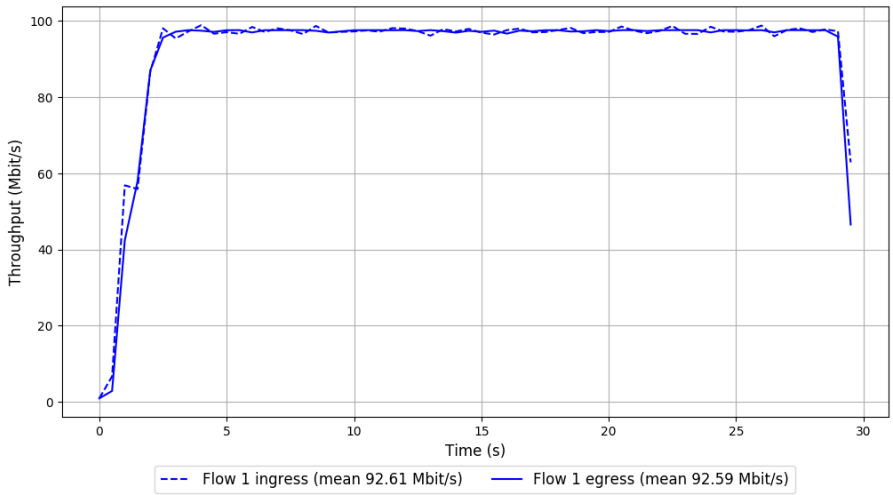

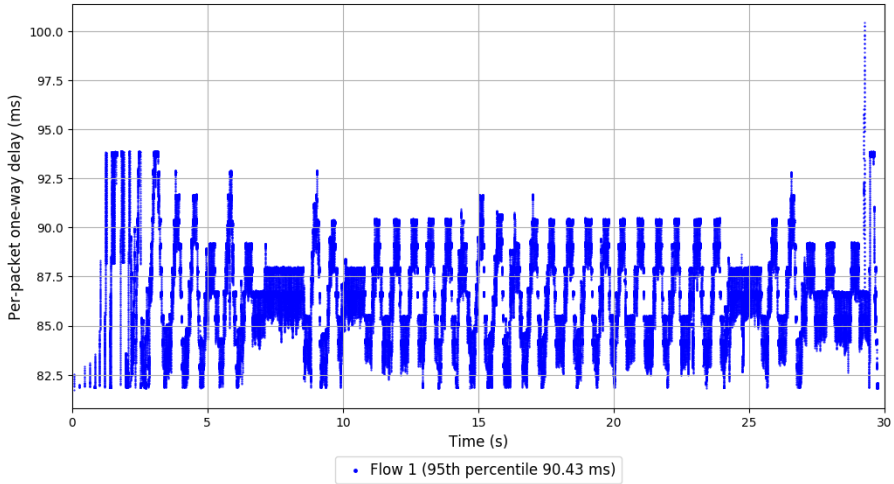

```
Run 9: Statistics of Indigo-2-256

Start at: 2018-01-25 08:20:41
End at: 2018-01-25 08:21:11
Local clock offset: 0.012 ms
Remote clock offset: -0.742 ms

# Below is generated by plot.py at 2018-01-25 12:32:04
# Datalink statistics
-- Total of 1 flow:
Average throughput: 87.01 Mbit/s
95th percentile per-packet one-way delay: 95.215 ms
Loss rate: 3.21%
-- Flow 1:
Average throughput: 87.01 Mbit/s
95th percentile per-packet one-way delay: 95.215 ms
Loss rate: 3.21%
```

Run 9: Report of Indigo-2-256 — Data Link

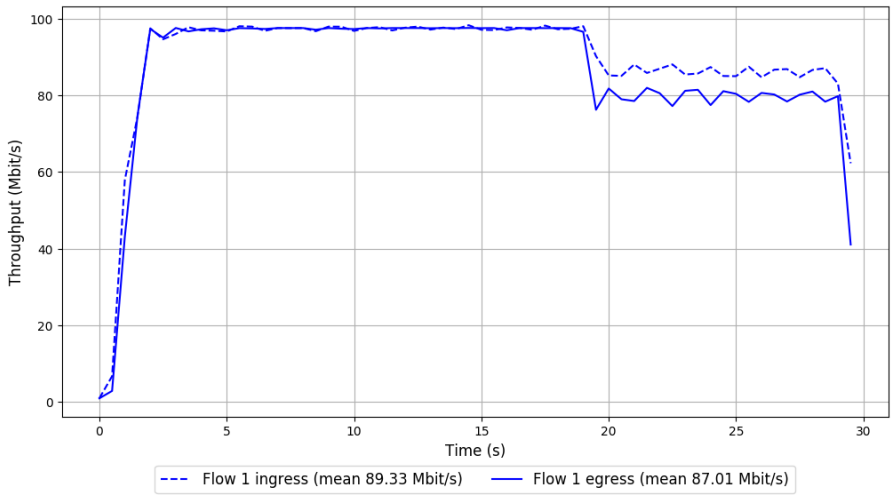

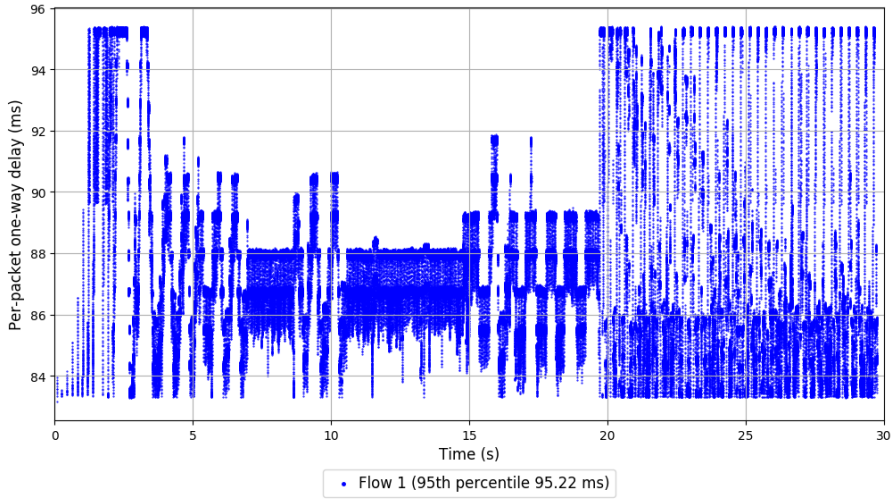

```
Run 10: Statistics of Indigo-2-256

Start at: 2018-01-25 08:40:29
End at: 2018-01-25 08:40:59
Local clock offset: -0.396 ms
Remote clock offset: -5.45 ms

# Below is generated by plot.py at 2018-01-25 12:32:06
# Datalink statistics
-- Total of 1 flow:
Average throughput: 92.20 Mbit/s
95th percentile per-packet one-way delay: 95.608 ms
Loss rate: 0.68%
-- Flow 1:
Average throughput: 92.20 Mbit/s
95th percentile per-packet one-way delay: 95.608 ms
Loss rate: 0.68%
```

Run 10: Report of Indigo-2-256 — Data Link

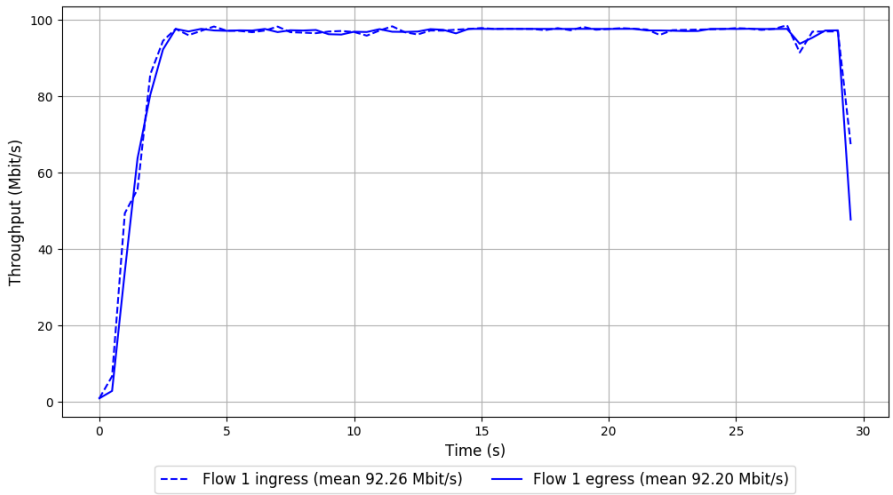

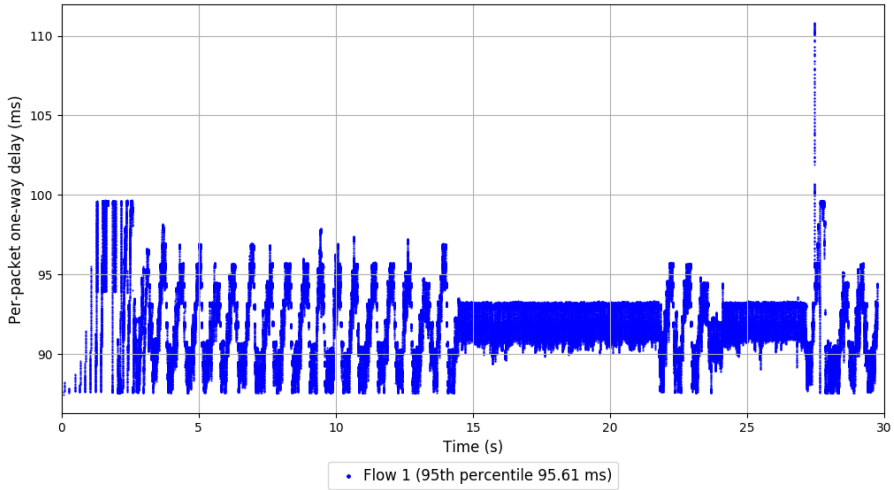

```
Run 1: Statistics of Indigo-1-32

Start at: 2018-01-25 05:41:18
End at: 2018-01-25 05:41:48
Local clock offset: 0.266 ms
Remote clock offset: -0.682 ms
```

Run 1: Report of Indigo-1-32 — Data Link

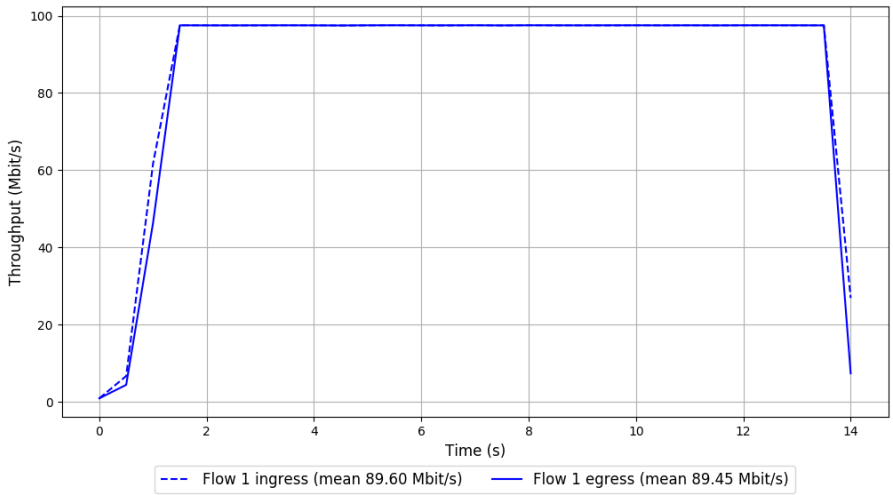

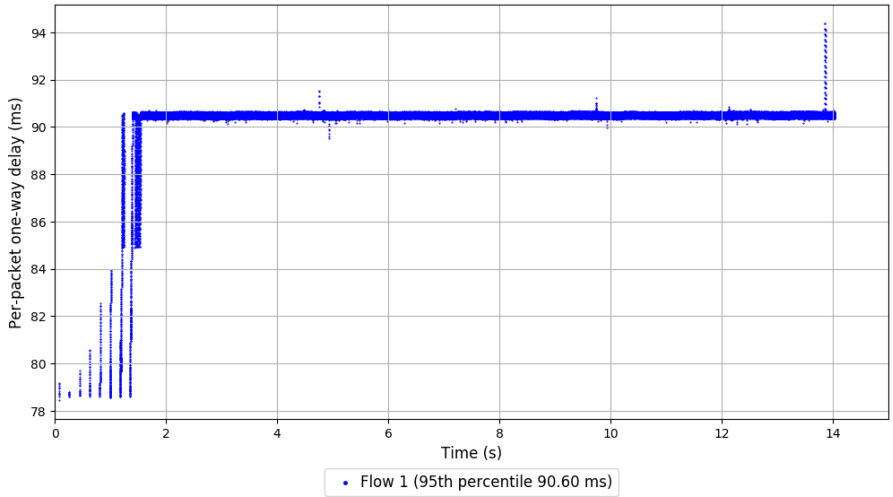

```
Run 2: Statistics of Indigo-1-32

Start at: 2018-01-25 06:01:06
End at: 2018-01-25 06:01:36
Local clock offset: 0.243 ms
Remote clock offset: -4.841 ms

# Below is generated by plot.py at 2018-01-25 12:32:06
# Datalink statistics
-- Total of 1 flow:
Average throughput: 93.35 Mbit/s
95th percentile per-packet one-way delay: 96.988 ms
Loss rate: 0.72%
-- Flow 1:
Average throughput: 93.35 Mbit/s
95th percentile per-packet one-way delay: 96.988 ms
Loss rate: 0.72%
```

Run 2: Report of Indigo-1-32 — Data Link

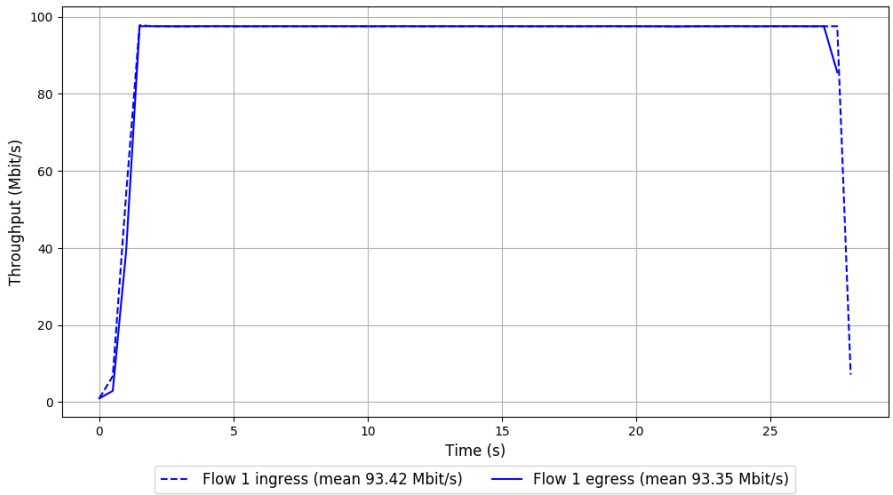

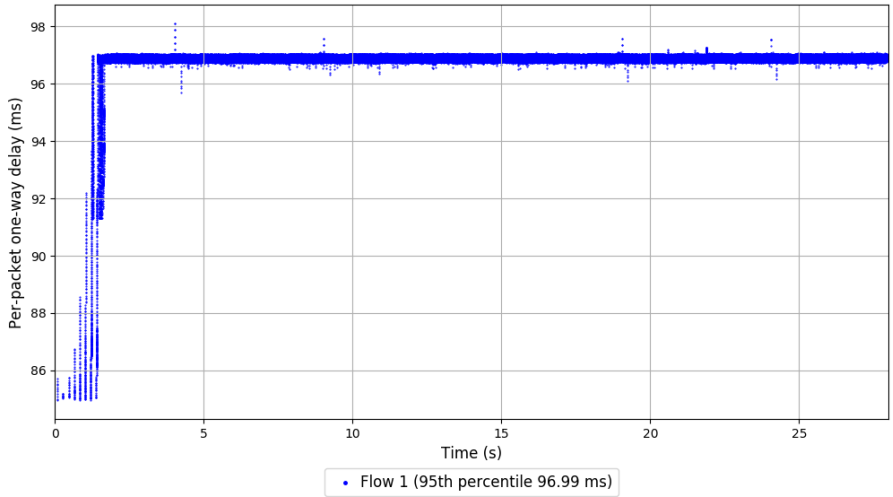

```
Run 3: Statistics of Indigo-1-32

Start at: 2018-01-25 06:20:50
End at: 2018-01-25 06:21:20
Local clock offset: 0.22 ms
Remote clock offset: -5.657 ms

# Below is generated by plot.py at 2018-01-25 12:32:13
# Datalink statistics
-- Total of 1 flow:
Average throughput: 93.64 Mbit/s
95th percentile per-packet one-way delay: 99.862 ms
Loss rate: 0.68%
-- Flow 1:
Average throughput: 93.64 Mbit/s
95th percentile per-packet one-way delay: 99.862 ms
Loss rate: 0.68%
```

Run 3: Report of Indigo-1-32 — Data Link

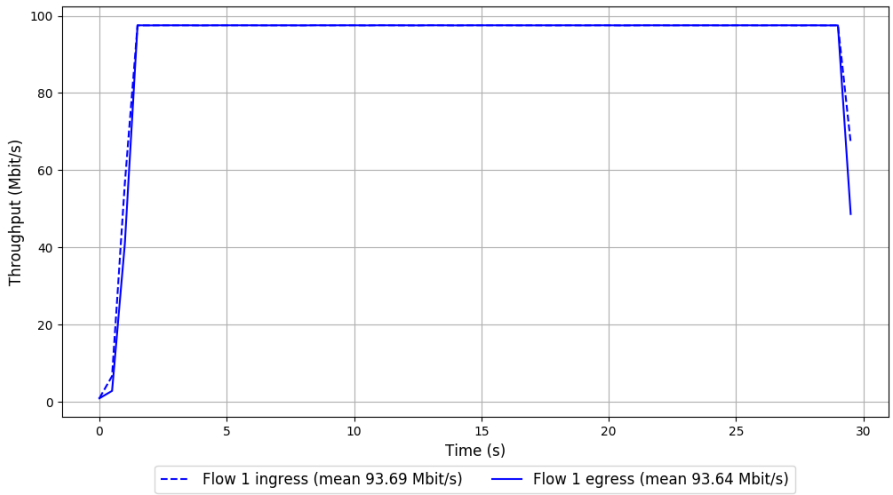

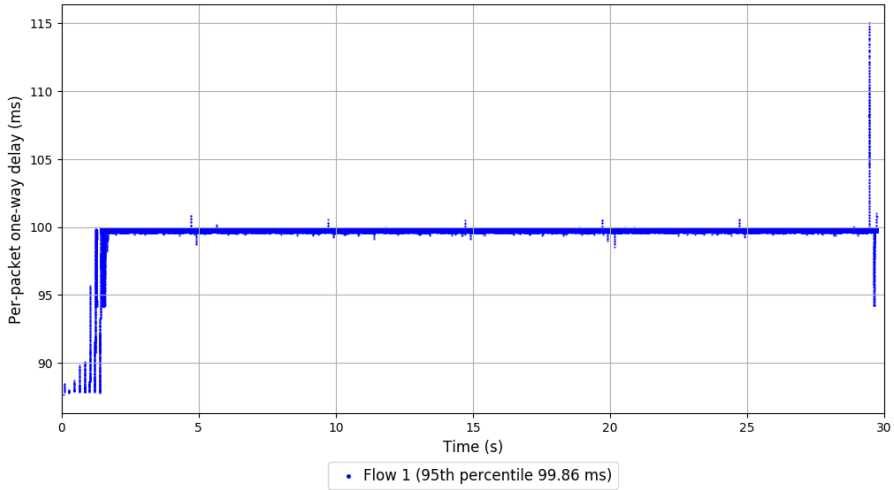

```
Run 4: Statistics of Indigo-1-32

Start at: 2018-01-25 06:40:40
End at: 2018-01-25 06:41:11
Local clock offset: 0.192 ms
Remote clock offset: 0.192 ms
```

Run 4: Report of Indigo-1-32 — Data Link

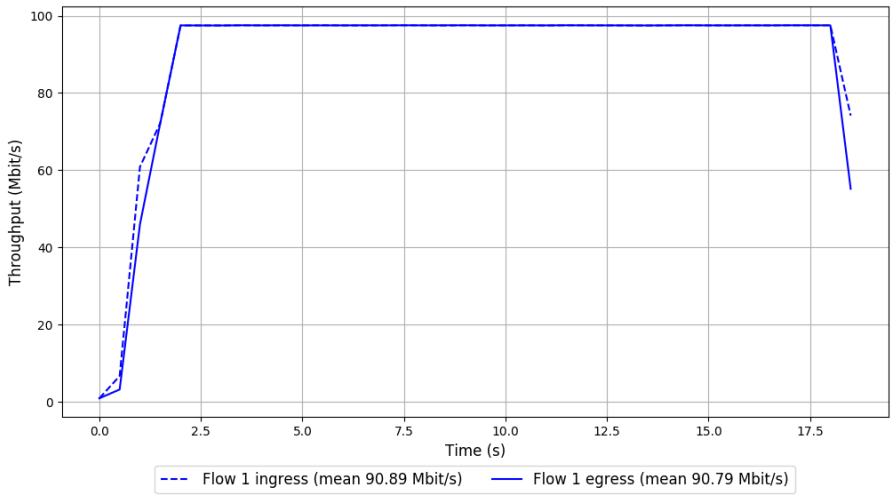

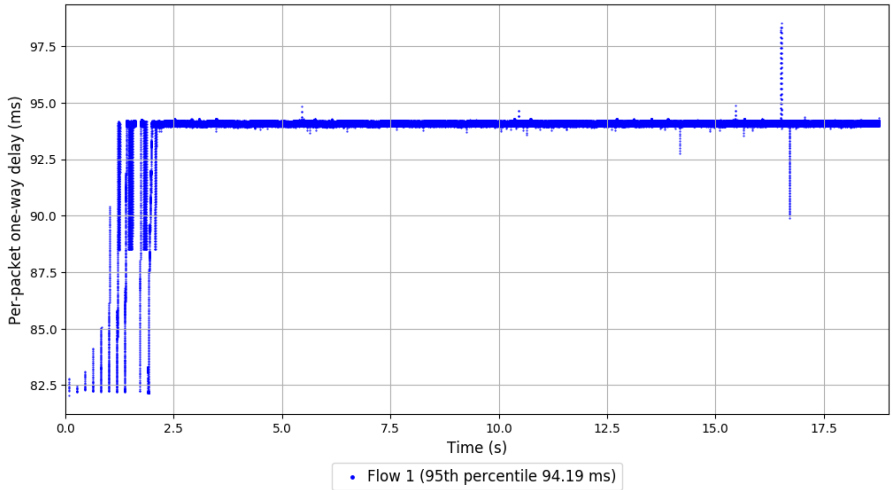

```
Run 5: Statistics of Indigo-1-32

Start at: 2018-01-25 07:00:24
End at: 2018-01-25 07:00:55
Local clock offset: 0.309 ms
Remote clock offset: 0.908 ms

# Below is generated by plot.py at 2018-01-25 12:32:34
# Datalink statistics
-- Total of 1 flow:
Average throughput: 88.64 Mbit/s
95th percentile per-packet one-way delay: 92.346 ms
Loss rate: 5.58%
-- Flow 1:
Average throughput: 88.64 Mbit/s
95th percentile per-packet one-way delay: 92.346 ms
Loss rate: 5.58%
```

Run 5: Report of Indigo-1-32 — Data Link

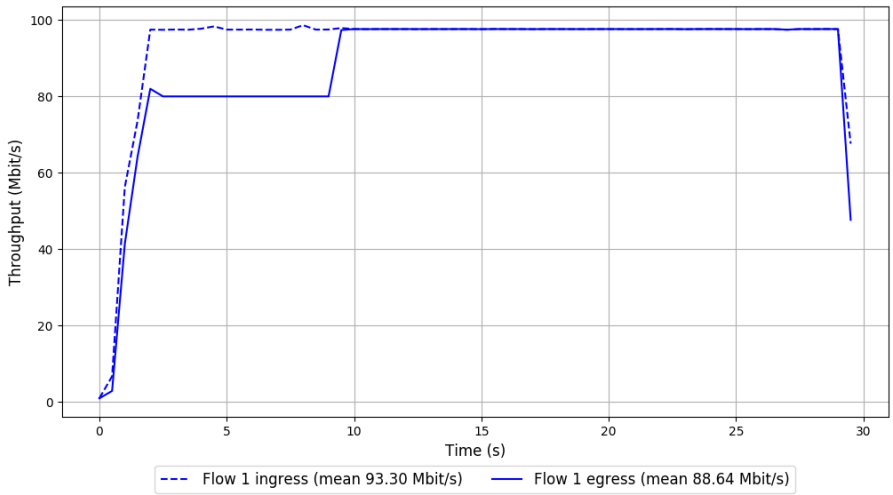

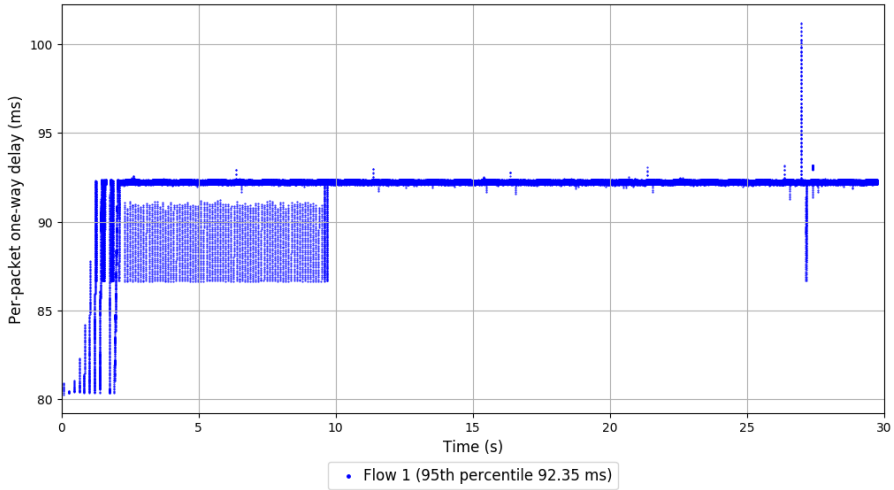

```
Run 6: Statistics of Indigo-1-32

Start at: 2018-01-25 07:20:15
End at: 2018-01-25 07:20:45
Local clock offset: 0.277 ms
Remote clock offset: -5.431 ms

# Below is generated by plot.py at 2018-01-25 12:32:40
# Datalink statistics
-- Total of 1 flow:
Average throughput: 93.27 Mbit/s
95th percentile per-packet one-way delay: 98.591 ms
Loss rate: 0.68%
-- Flow 1:
Average throughput: 93.27 Mbit/s
95th percentile per-packet one-way delay: 98.591 ms
Loss rate: 0.68%
```

Run 6: Report of Indigo-1-32 — Data Link

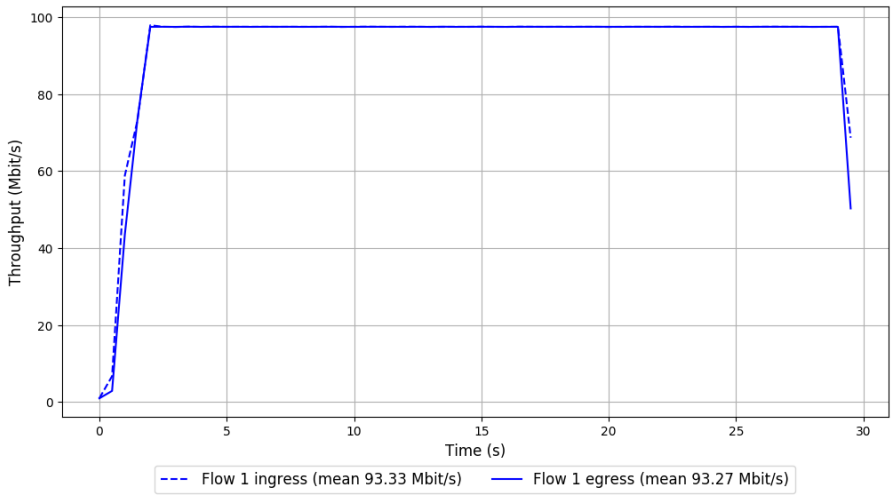

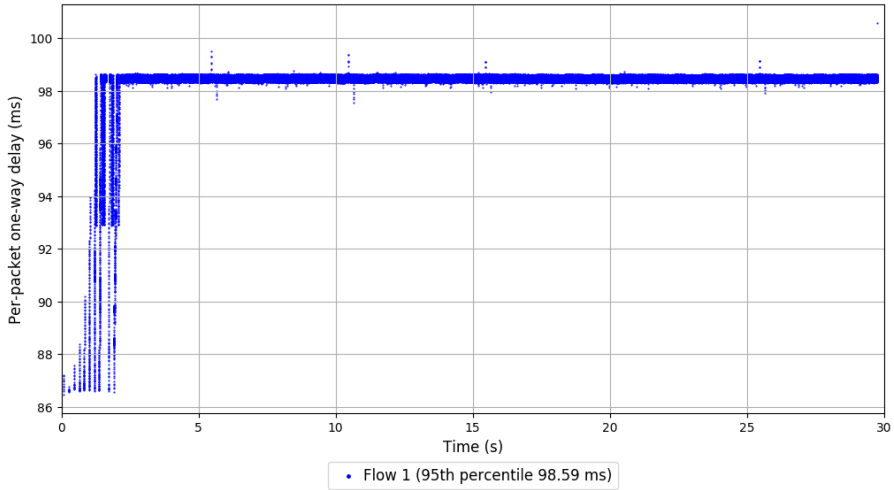

```
Run 7: Statistics of Indigo-1-32

Start at: 2018-01-25 07:40:00
End at: 2018-01-25 07:40:30
Local clock offset: 0.211 ms
Remote clock offset: 0.221 ms

# Below is generated by plot.py at 2018-01-25 12:33:24
# Datalink statistics
-- Total of 1 flow:
Average throughput: 94.12 Mbit/s
95th percentile per-packet one-way delay: 92.536 ms
Loss rate: 0.66%
-- Flow 1:
Average throughput: 94.12 Mbit/s
95th percentile per-packet one-way delay: 92.536 ms
Loss rate: 0.66%
```

Run 7: Report of Indigo-1-32 — Data Link

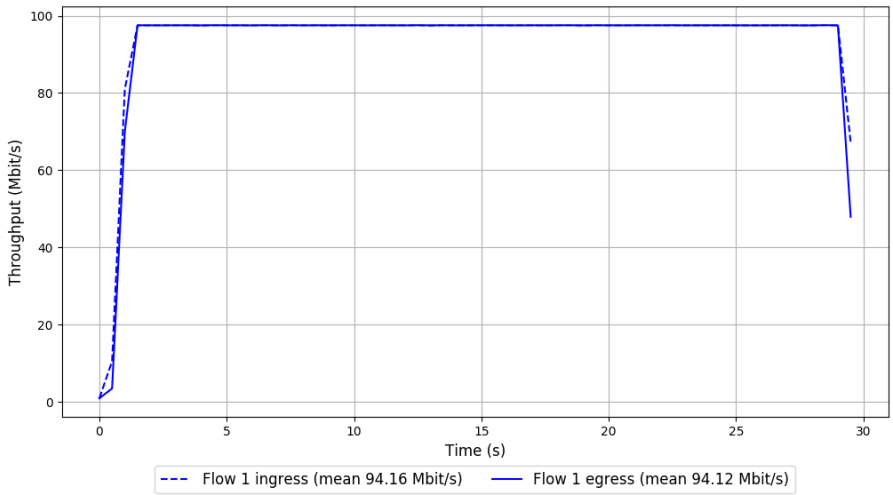

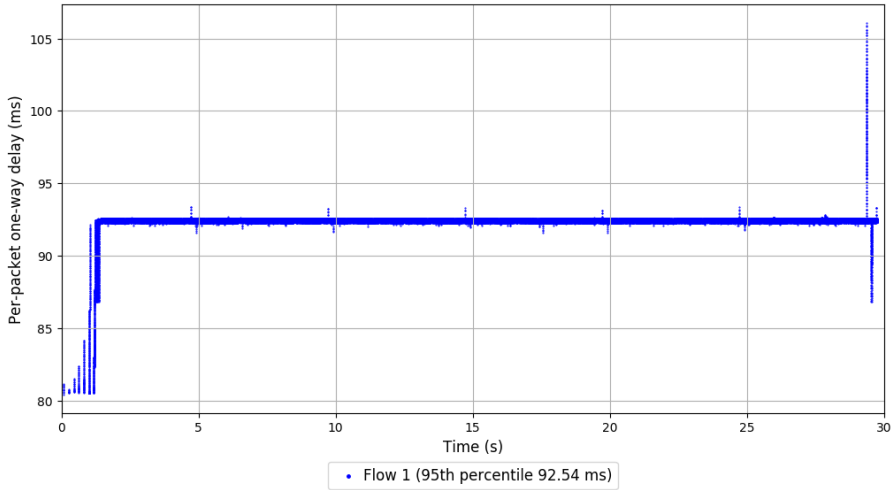

```
Run 8: Statistics of Indigo-1-32

Start at: 2018-01-25 07:59:39
End at: 2018-01-25 08:00:09
Local clock offset: 0.171 ms
Remote clock offset: -4.358 ms

# Below is generated by plot.py at 2018-01-25 12:33:25
# Datalink statistics
-- Total of 1 flow:
Average throughput: 93.65 Mbit/s
95th percentile per-packet one-way delay: 97.073 ms
Loss rate: 0.68%
-- Flow 1:
Average throughput: 93.65 Mbit/s
95th percentile per-packet one-way delay: 97.073 ms
Loss rate: 0.68%
```

Run 8: Report of Indigo-1-32 — Data Link

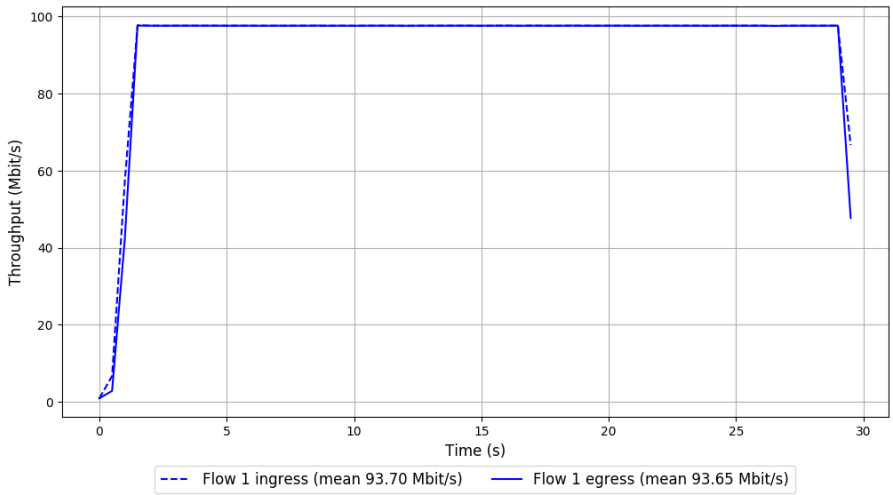

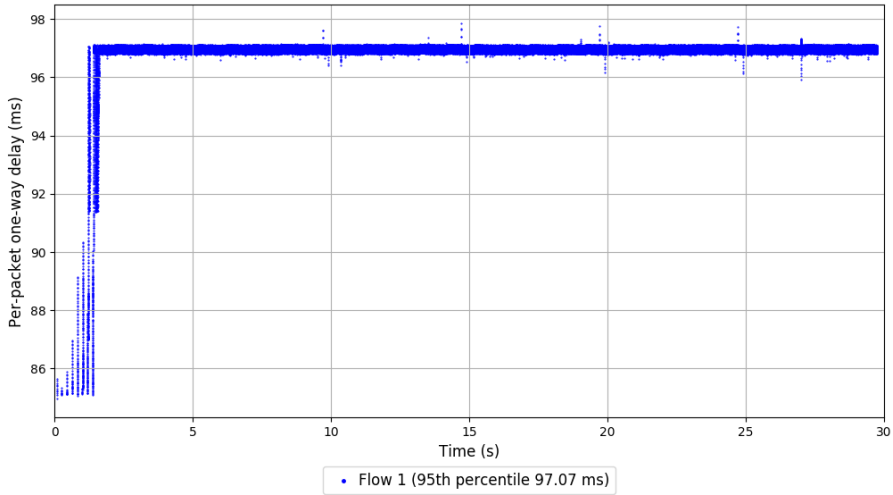

```
Run 9: Statistics of Indigo-1-32

Start at: 2018-01-25 08:19:25
End at: 2018-01-25 08:19:55
Local clock offset: -0.029 ms
Remote clock offset: -0.208 ms

# Below is generated by plot.py at 2018-01-25 12:33:27
# Datalink statistics
-- Total of 1 flow:
Average throughput: 93.65 Mbit/s
95th percentile per-packet one-way delay: 94.770 ms
Loss rate: 0.68%
-- Flow 1:
Average throughput: 93.65 Mbit/s
95th percentile per-packet one-way delay: 94.770 ms
Loss rate: 0.68%
```

Run 9: Report of Indigo-1-32 — Data Link

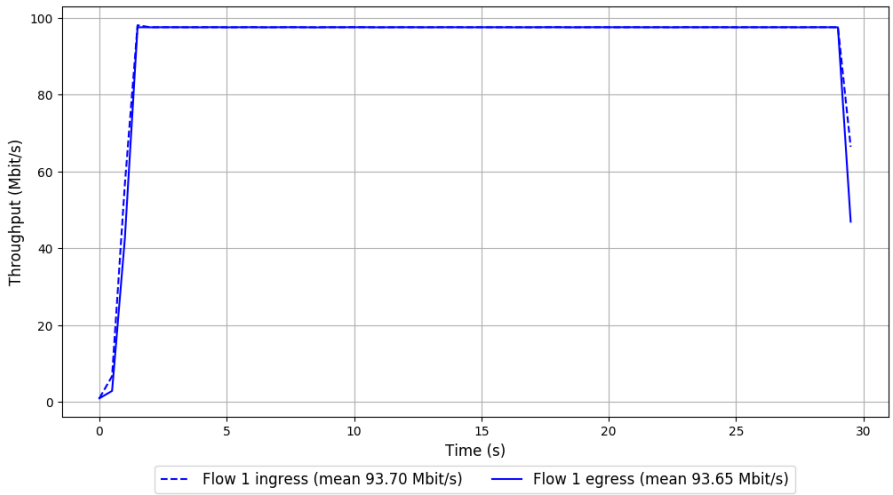

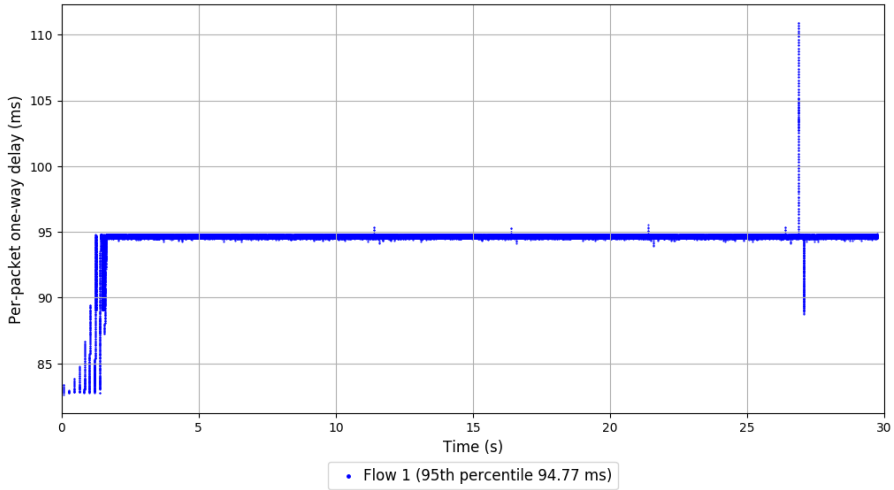

```
Run 10: Statistics of Indigo-1-32

Start at: 2018-01-25 08:39:12
End at: 2018-01-25 08:39:42
Local clock offset: -0.328 ms
Remote clock offset: -5.025 ms

# Below is generated by plot.py at 2018-01-25 12:33:28
# Datalink statistics
-- Total of 1 flow:
Average throughput: 93.69 Mbit/s
95th percentile per-packet one-way delay: 99.253 ms
Loss rate: 0.67%
-- Flow 1:
Average throughput: 93.69 Mbit/s
95th percentile per-packet one-way delay: 99.253 ms
Loss rate: 0.67%
```

Run 10: Report of Indigo-1-32 — Data Link

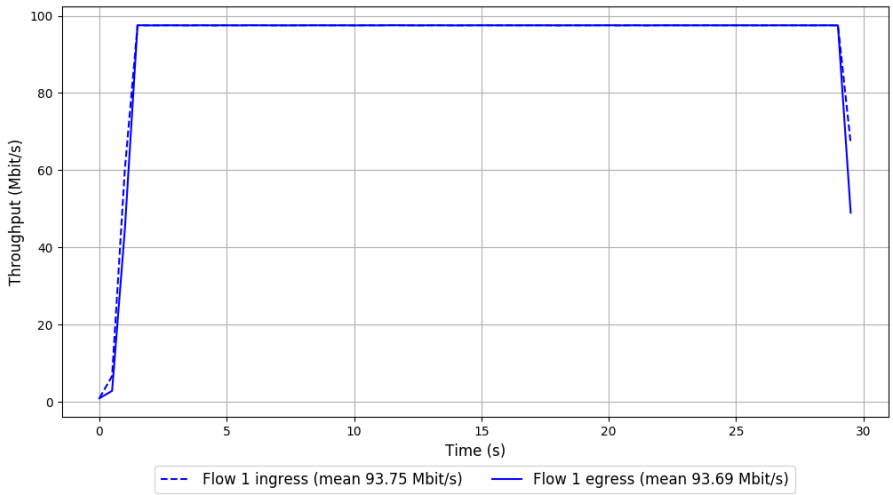

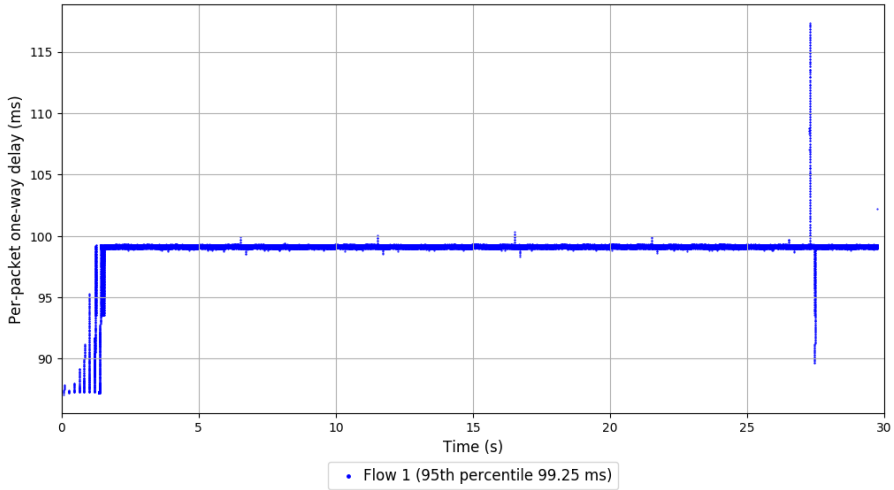

```
Run 1: Statistics of Indigo-1-128

Start at: 2018-01-25 05:57:14
End at: 2018-01-25 05:57:44
Local clock offset: 0.233 ms
Remote clock offset: -6.103 ms

# Below is generated by plot.py at 2018-01-25 12:33:29
# Datalink statistics
-- Total of 1 flow:
Average throughput: 92.99 Mbit/s
95th percentile per-packet one-way delay: 89.643 ms
Loss rate: 0.65%
-- Flow 1:
Average throughput: 92.99 Mbit/s
95th percentile per-packet one-way delay: 89.643 ms
Loss rate: 0.65%
```

Run 1: Report of Indigo-1-128 — Data Link

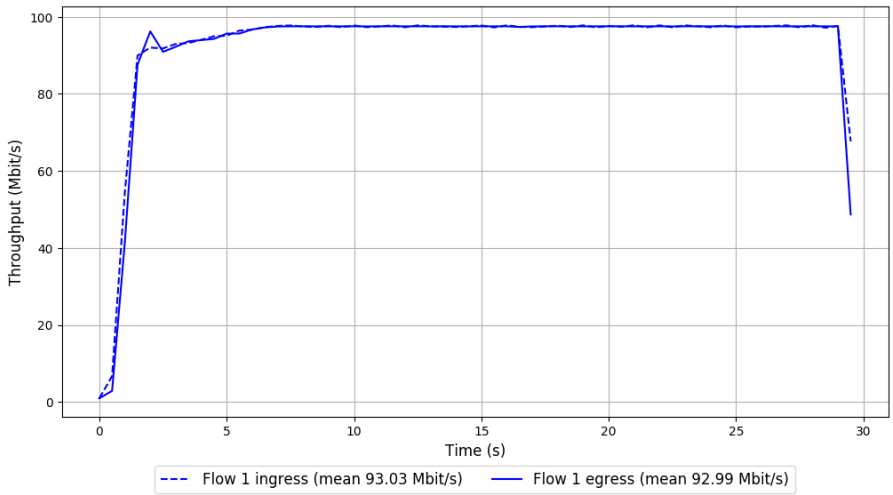

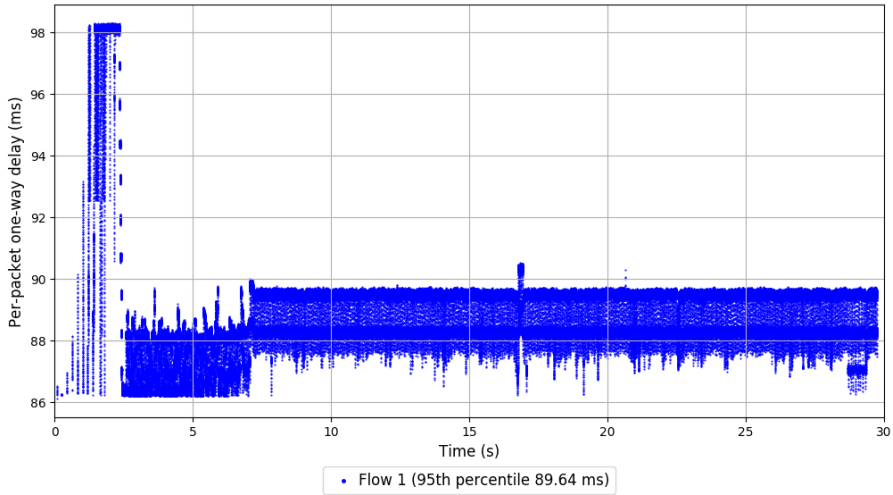

```
Run 2: Statistics of Indigo-1-128

Start at: 2018-01-25 06:17:05
End at: 2018-01-25 06:17:35
Local clock offset: 0.236 ms
Remote clock offset: -5.983 ms

# Below is generated by plot.py at 2018-01-25 12:33:29
# Datalink statistics
-- Total of 1 flow:
Average throughput: 86.70 Mbit/s
95th percentile per-packet one-way delay: 91.701 ms
Loss rate: 0.73%
-- Flow 1:
Average throughput: 86.70 Mbit/s
95th percentile per-packet one-way delay: 91.701 ms
Loss rate: 0.73%
```

Run 2: Report of Indigo-1-128 — Data Link

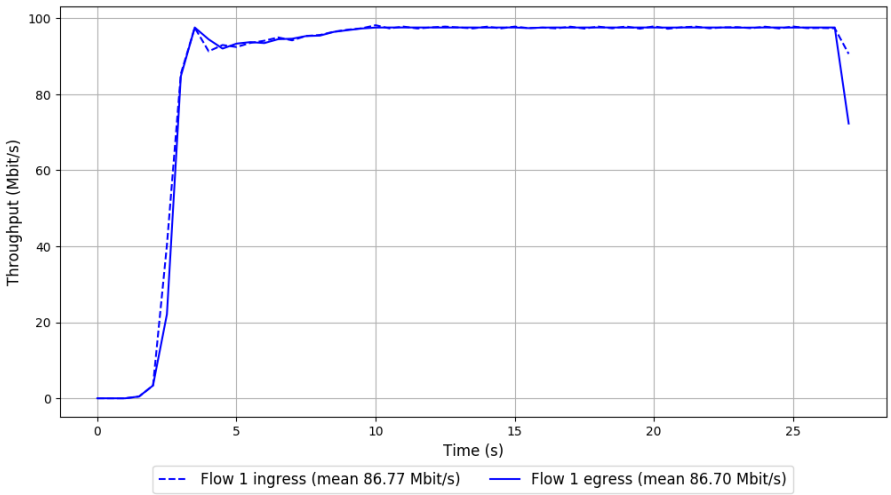

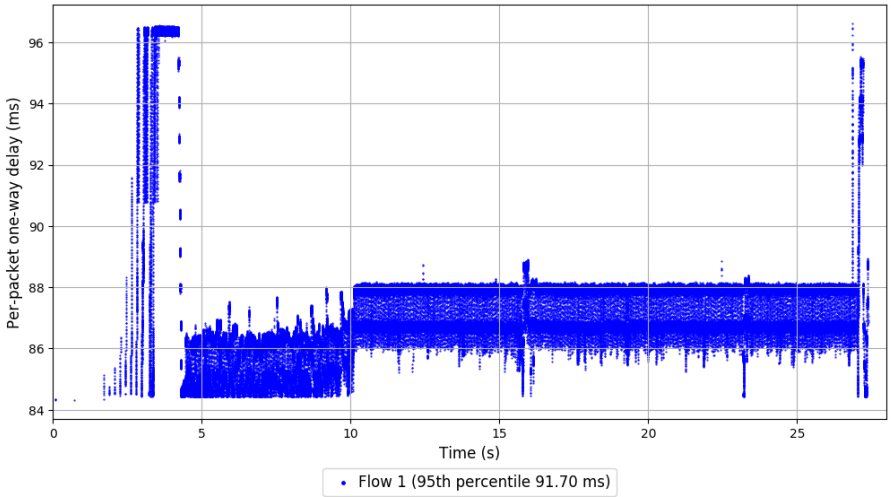

```
Run 3: Statistics of Indigo-1-128

Start at: 2018-01-25 06:36:53
End at: 2018-01-25 06:37:23
Local clock offset: 0.184 ms
Remote clock offset: -0.074 ms

# Below is generated by plot.py at 2018-01-25 12:33:57
# Datalink statistics
-- Total of 1 flow:
Average throughput: 93.21 Mbit/s
95th percentile per-packet one-way delay: 84.076 ms
Loss rate: 0.62%
-- Flow 1:
Average throughput: 93.21 Mbit/s
95th percentile per-packet one-way delay: 84.076 ms
Loss rate: 0.62%
```

Run 3: Report of Indigo-1-128 — Data Link

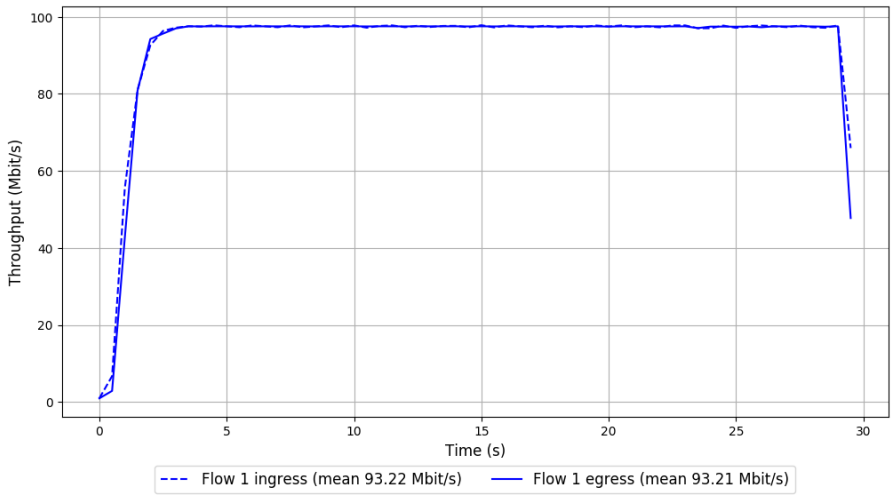

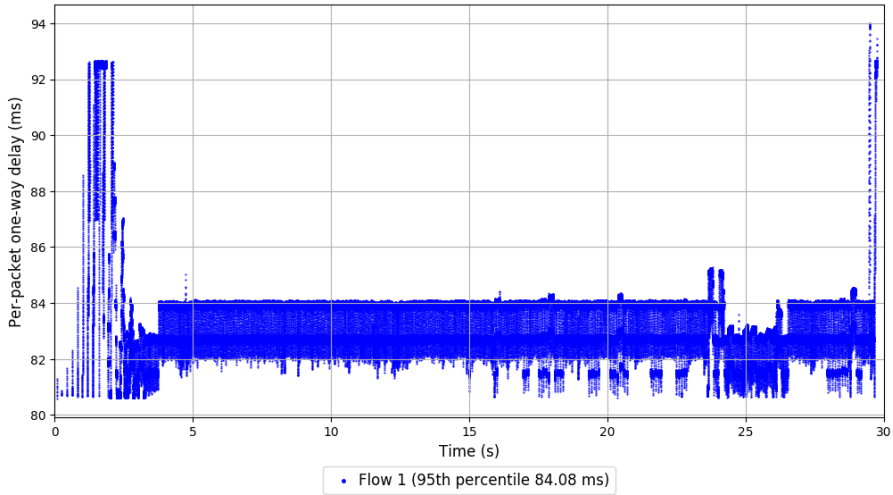

```
Run 4: Statistics of Indigo-1-128

Start at: 2018-01-25 06:56:38
End at: 2018-01-25 06:57:08
Local clock offset: 0.248 ms
Remote clock offset: 0.508 ms

# Below is generated by plot.py at 2018-01-25 12:33:57
# Datalink statistics
-- Total of 1 flow:
Average throughput: 88.49 Mbit/s
95th percentile per-packet one-way delay: 92.809 ms
Loss rate: 0.71%
-- Flow 1:
Average throughput: 88.49 Mbit/s
95th percentile per-packet one-way delay: 92.809 ms
Loss rate: 0.71%
```

Run 4: Report of Indigo-1-128 — Data Link

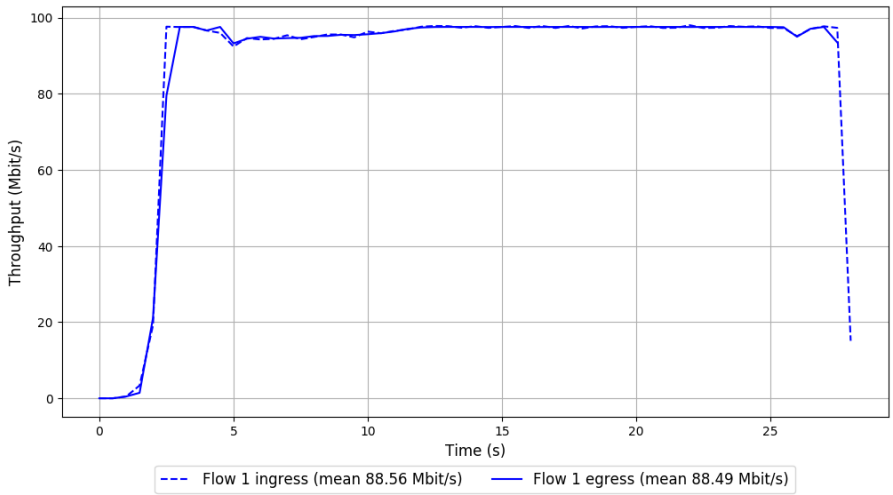

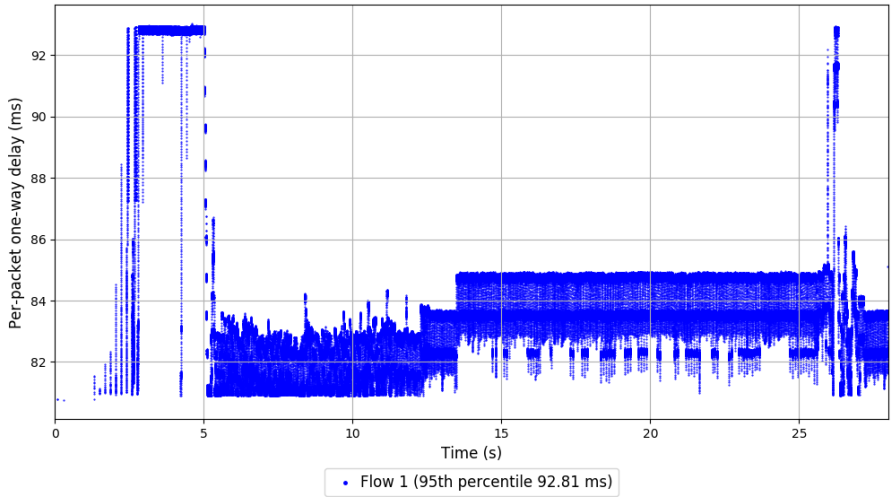

```
Run 5: Statistics of Indigo-1-128

Start at: 2018-01-25 07:16:29
End at: 2018-01-25 07:16:59
Local clock offset: 0.26 ms
Remote clock offset: -0.386 ms

# Below is generated by plot.py at 2018-01-25 12:34:33
# Datalink statistics
-- Total of 1 flow:
Average throughput: 89.69 Mbit/s
95th percentile per-packet one-way delay: 93.719 ms
Loss rate: 2.05%
-- Flow 1:
Average throughput: 89.69 Mbit/s
95th percentile per-packet one-way delay: 93.719 ms
Loss rate: 2.05%
```

Run 5: Report of Indigo-1-128 — Data Link

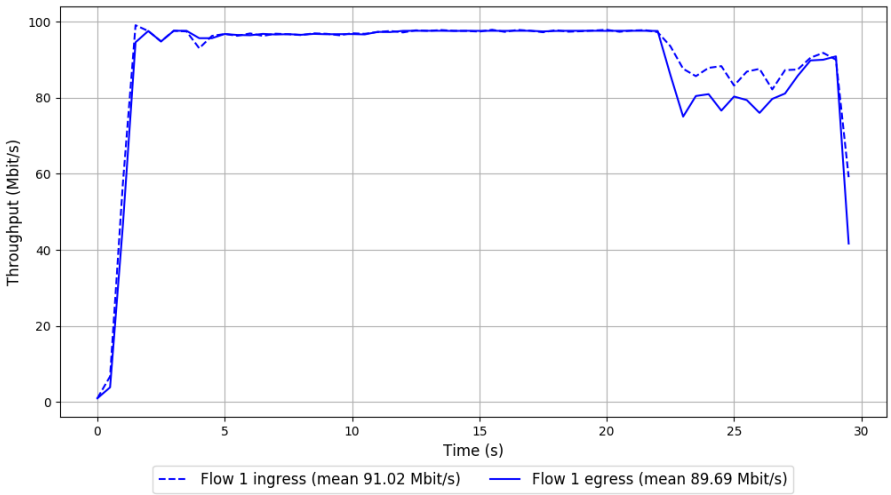

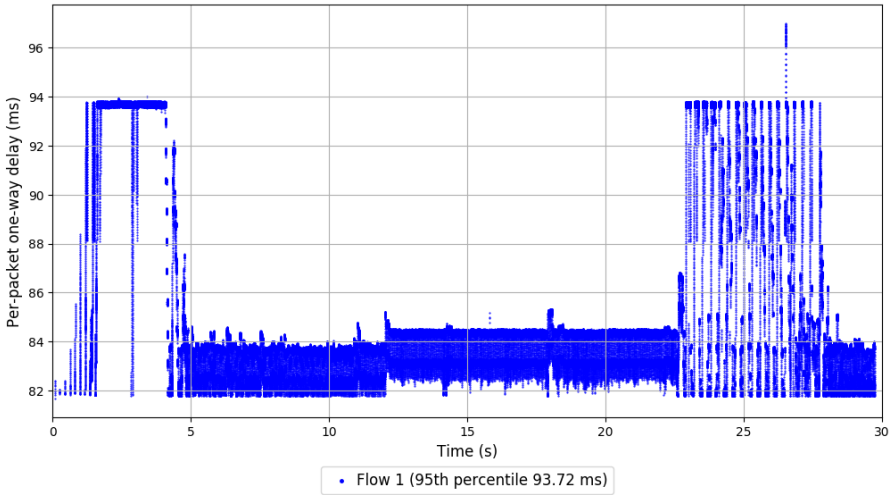

```
Run 6: Statistics of Indigo-1-128

Start at: 2018-01-25 07:36:15
End at: 2018-01-25 07:36:45
Local clock offset: 0.13 ms
Remote clock offset: -5.175 ms

# Below is generated by plot.py at 2018-01-25 12:34:33
# Datalink statistics
-- Total of 1 flow:
Average throughput: 70.13 Mbit/s
95th percentile per-packet one-way delay: 99.560 ms
Loss rate: 5.28%
-- Flow 1:
Average throughput: 70.13 Mbit/s
95th percentile per-packet one-way delay: 99.560 ms
Loss rate: 5.28%
```

Run 6: Report of Indigo-1-128 — Data Link

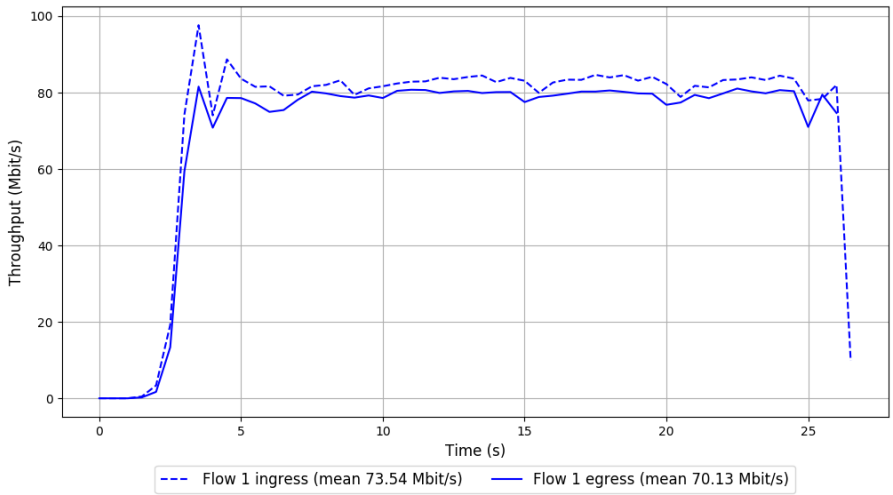

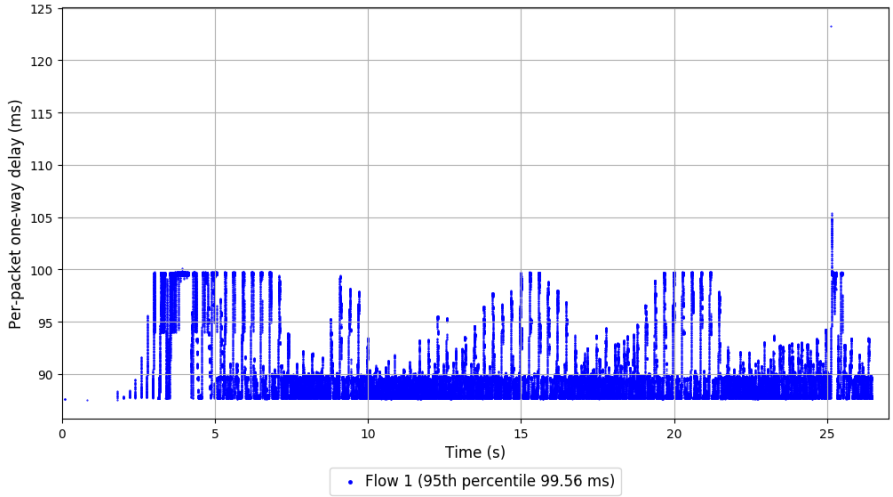

```
Run 7: Statistics of Indigo-1-128

Start at: 2018-01-25 07:56:00
End at: 2018-01-25 07:56:30
Local clock offset: 0.196 ms
Remote clock offset: -4.689 ms

# Below is generated by plot.py at 2018-01-25 12:34:35
# Datalink statistics
-- Total of 1 flow:
Average throughput: 93.05 Mbit/s
95th percentile per-packet one-way delay: 97.887 ms
Loss rate: 0.64%
-- Flow 1:
Average throughput: 93.05 Mbit/s
95th percentile per-packet one-way delay: 97.887 ms
Loss rate: 0.64%
```

Run 7: Report of Indigo-1-128 — Data Link

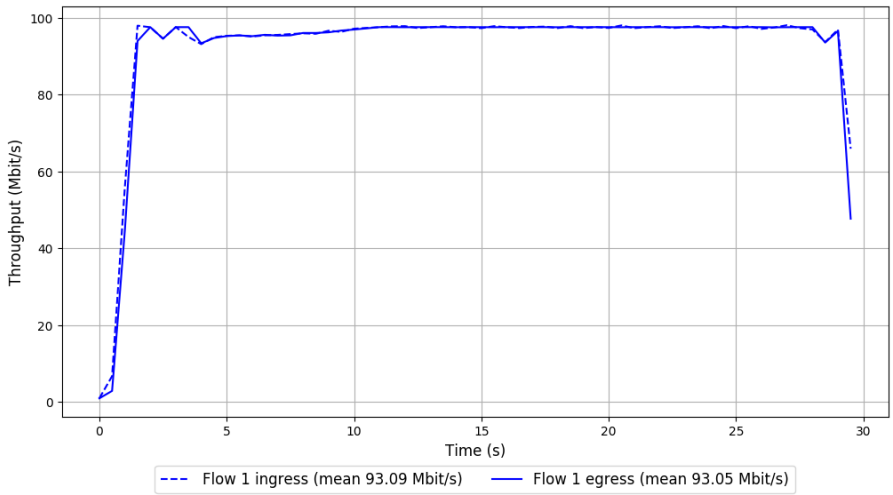

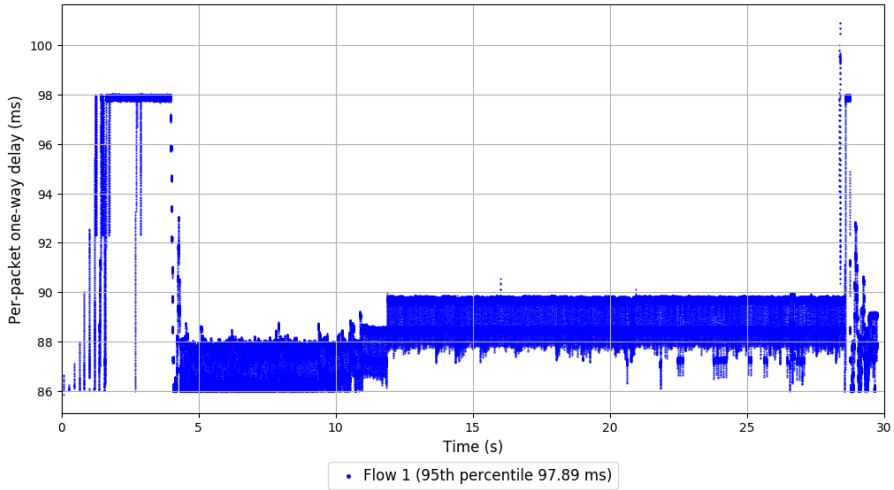

```
Run 8: Statistics of Indigo-1-128

Start at: 2018-01-25 08:15:39
End at: 2018-01-25 08:16:09
Local clock offset: 0.11 ms
Remote clock offset: -1.012 ms

# Below is generated by plot.py at 2018-01-25 12:34:35
# Datalink statistics
-- Total of 1 flow:
Average throughput: 91.87 Mbit/s
95th percentile per-packet one-way delay: 95.144 ms
Loss rate: 0.66%
-- Flow 1:
Average throughput: 91.87 Mbit/s
95th percentile per-packet one-way delay: 95.144 ms
Loss rate: 0.66%
```

Run 8: Report of Indigo-1-128 — Data Link

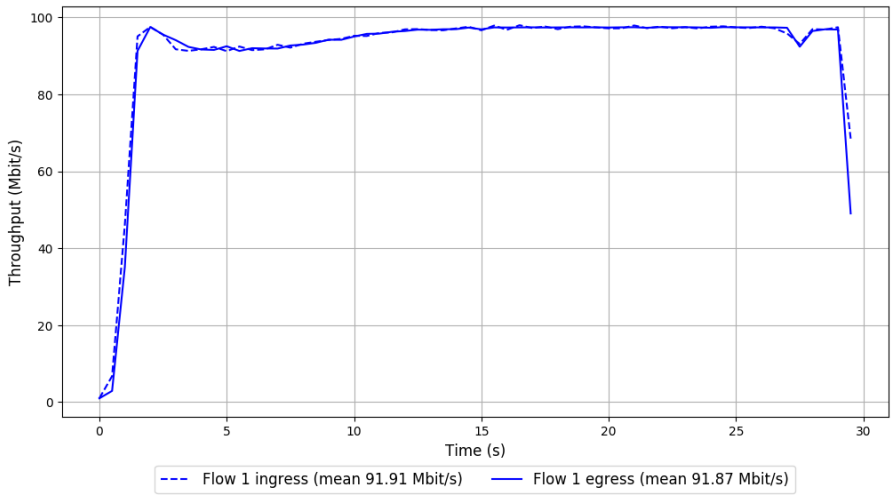

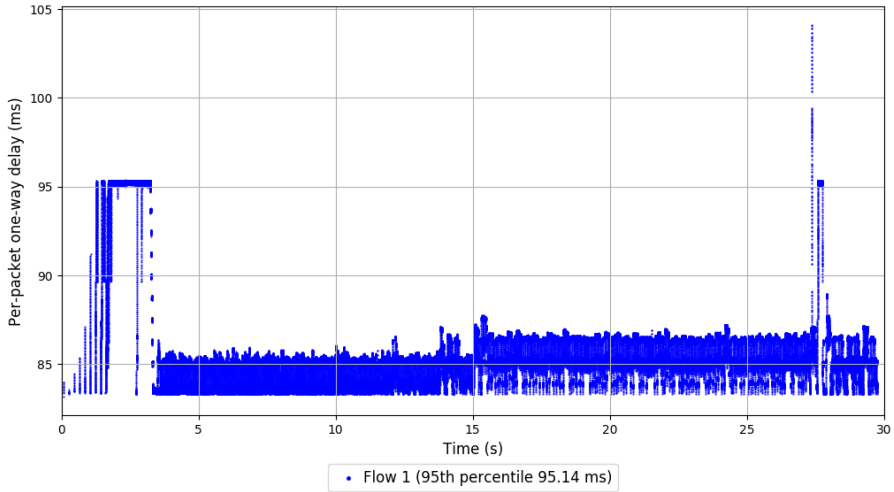

```
Run 9: Statistics of Indigo-1-128

Start at: 2018-01-25 08:35:25
End at: 2018-01-25 08:35:55
Local clock offset: -0.262 ms
Remote clock offset: -5.02 ms

# Below is generated by plot.py at 2018-01-25 12:34:35
# Datalink statistics
-- Total of 1 flow:
Average throughput: 92.40 Mbit/s
95th percentile per-packet one-way delay: 97.367 ms
Loss rate: 0.62%
-- Flow 1:
Average throughput: 92.40 Mbit/s
95th percentile per-packet one-way delay: 97.367 ms
Loss rate: 0.62%
```

Run 9: Report of Indigo-1-128 — Data Link

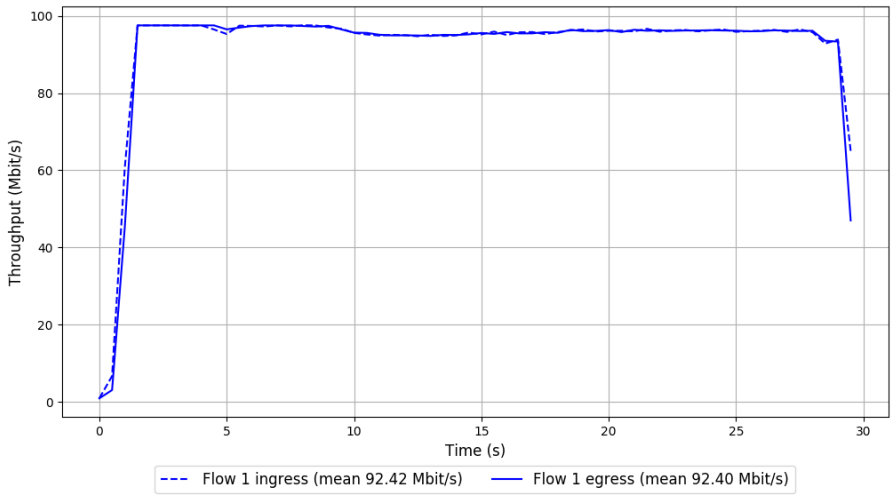

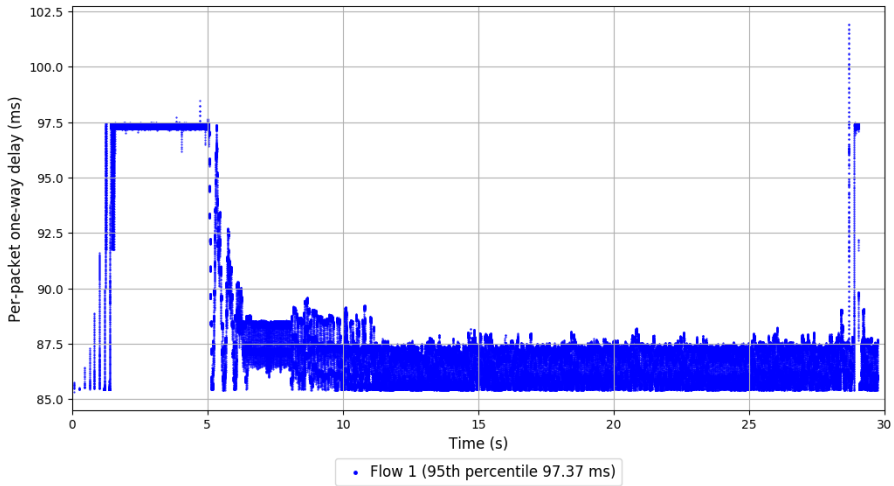

```
Run 10: Statistics of Indigo-1-128

Start at: 2018-01-25 08:55:14
End at: 2018-01-25 08:55:44
Local clock offset: -0.626 ms
Remote clock offset: -5.249 ms

# Below is generated by plot.py at 2018-01-25 12:34:36
# Datalink statistics
-- Total of 1 flow:
Average throughput: 92.40 Mbit/s
95th percentile per-packet one-way delay: 98.886 ms
Loss rate: 0.64%
-- Flow 1:
Average throughput: 92.40 Mbit/s
95th percentile per-packet one-way delay: 98.886 ms
Loss rate: 0.64%
```

Run 10: Report of Indigo-1-128 — Data Link