Pantheon Summary (Generated at Tue, 25 Jul 2017 02:23:23 +0000 with pantheon version `266b116f0817a07d000b4d181ce187fd27d3e654`)

Repeated the test of 15 congestion control schemes 10 times.

Each test lasted for 30 seconds running 1 flow.

Data path: AWS Brazil 1 Ethernet (*local*) →Brazil Ethernet (*remote*).

NTP offset measured against gps.ntp.br and has been applied to correct the timestamps in logs.

```
git branch: master @ 266b116f0817a07d000b4d181ce187fd27d3e654
third_party/calibrated_koho @ 3cb73c0d1c0322cdfae446ea37a522e53227db50
 M datagrump/sender.cc
third_party/genericCC @ dae96123232f1bcb37725348fa2378691ce26725
third_party/koho_cc @ f0f2e693303aee82ea808e6928eac4f1083a6681
 M datagrump/sender.cc
third_party/libutp @ b3465b942e2826f2b179eaab4a906ce6bb7cf3cf
third_party/pantheon-stimuli @ fc73a85ca16c34366d1888dc8a0d0d88d4ebf2a7
third_party/pantheon-tunnel @ baf443516dea3eeddeccaf9b916cc313273ca4f4
third_party/pcc @ 1afc958fa0d66d18b623c091a55fec872b4981e1
 M receiver/src/buffer.h
 M receiver/src/core.cpp
 M sender/src/buffer.h
 M sender/src/core.cpp
third_party/proto-quic @ 77961f1a82733a86b42f1bc8143ebc978f3cff42
third_party/scream @ c3370fd7bd17265a79aeb34e4016ad23f5965885
third_party/sourdough @ f1a14bffe749737437f61b1eaeeb30b267cde681
third_party/sprout @ 6f2efe6e088d91066a9f023df375eee2665089ce
 M src/examples/cellsim.cc
 M src/examples/sproutbt2.cc
 M src/network/sproutconn.cc
third_party/verus @ d4b447ea74c6c60a261149af2629562939f9a494
 M src/verus.hpp
 M tools/plot.py
third_party/webrtc @ a488197ddd041ace68a42849b2540ad834825f42
```

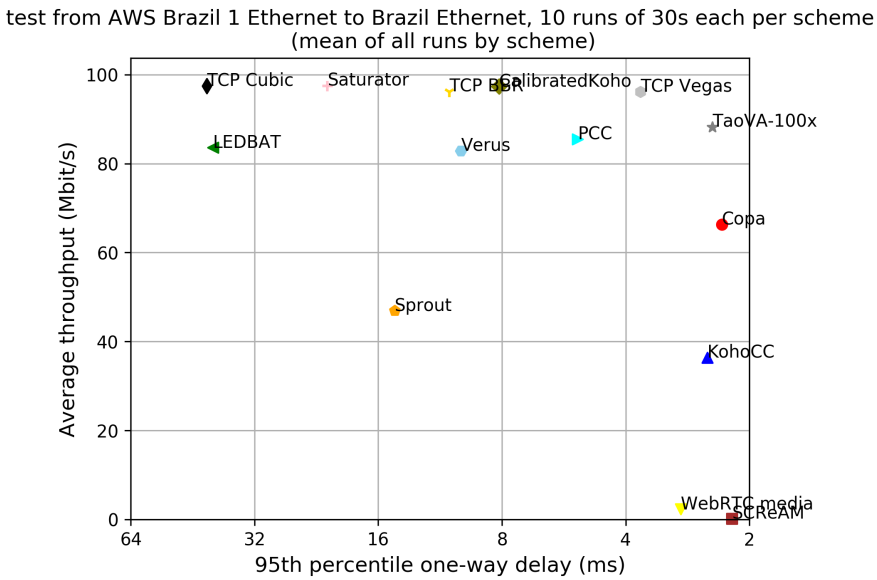
test from AWS Brazil 1 Ethernet to Brazil Ethernet, 10 runs of 30s each per scheme
(mean of all runs by scheme)
Average throughput (Mbit/s)
95th percentile one-way delay (ms)
TCP Cubic
Saturator
TCP BBR
CalibratedKoho
TCP Vegas
TaoVA-100x
LEDBAT
Verus
PCC
Copa
Sprout
KohoCC
WebRTC media
SCReAM

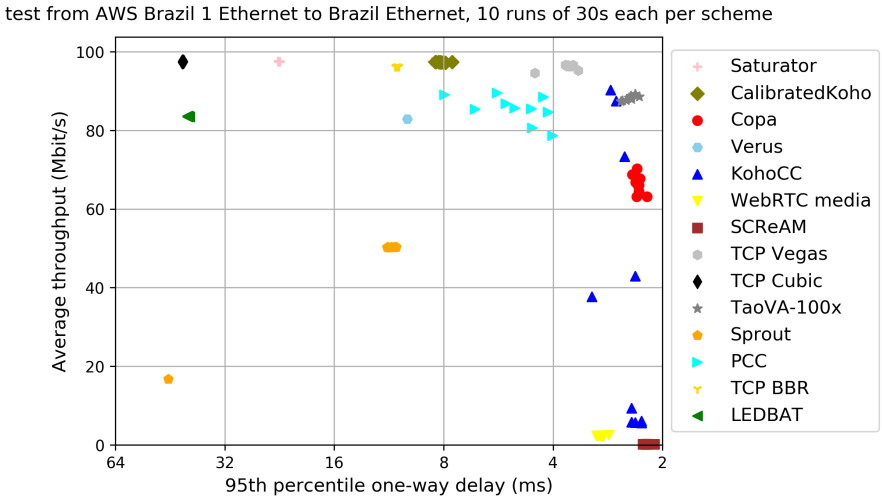
test from AWS Brazil 1 Ethernet to Brazil Ethernet, 10 runs of 30s each per scheme
Average throughput (Mbit/s)
95th percentile one-way delay (ms)
Saturator
CalibratedKoho
Copa
Verus
KohoCC
WebRTC media
SCReAM
TCP Vegas
TCP Cubic
TaoVA-100x
Sprout
PCC
TCP BBR
LEDBAT

scheme	# runs	mean avg tput (Mbit/s) flow 1	mean 95th-%ile delay (ms) flow 1	mean loss rate (%) flow 1
TCP BBR	10	96.19	10.76	0.00
CalibratedKoho	10	97.31	8.13	0.00
Copa	10	66.33	2.33	0.00
TCP Cubic	10	97.47	41.79	0.73
KohoCC	10	36.42	2.53	0.00
LEDBAT	10	83.58	40.40	0.65
PCC	10	85.44	5.23	0.00
QUIC Cubic	10	nan	nan	nan
Saturator	10	97.48	21.27	0.02
SCReAM	10	0.22	2.21	0.00
Sprout	10	46.92	14.61	0.02
TaoVA-100x	10	88.24	2.46	0.00
TCP Vegas	10	96.14	3.69	0.00
Verus	10	82.89	10.07	1.15
WebRTC media	10	2.36	2.94	0.00

```
Run 1: Statistics of TCP BBR

Start at: Mon, 24 Jul 2017 20:01:22 +0000
End at: Mon, 24 Jul 2017 20:01:52 +0000
Local clock offset: -0.286 ms
Remote clock offset: 2.363 ms

# Below is generated by plot.py at Tue, 25 Jul 2017 02:11:04 +0000
# Datalink statistics
-- Total of 1 flow:
Average throughput: 96.22 Mbit/s
95th percentile per-packet one-way delay: 10.786 ms
Loss rate: 0.00%
-- Flow 1:
Average throughput: 96.22 Mbit/s
95th percentile per-packet one-way delay: 10.786 ms
Loss rate: 0.00%
```

Run 1: Report of TCP BBR — Data Link

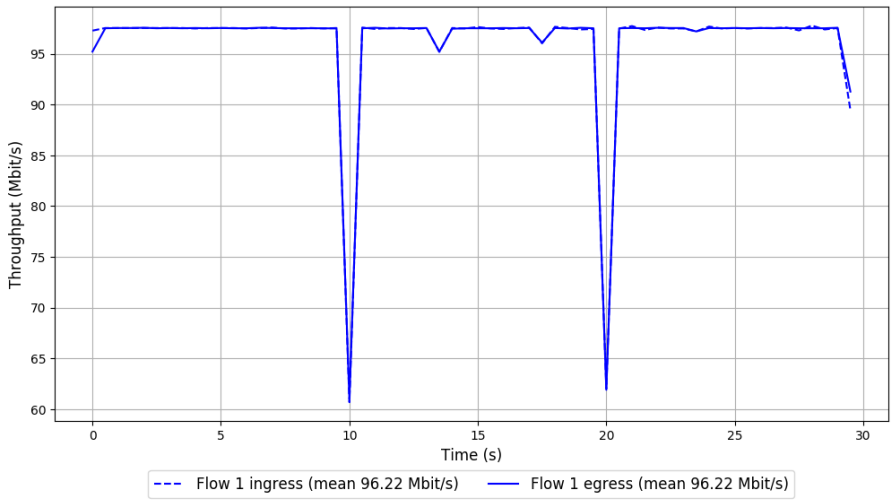

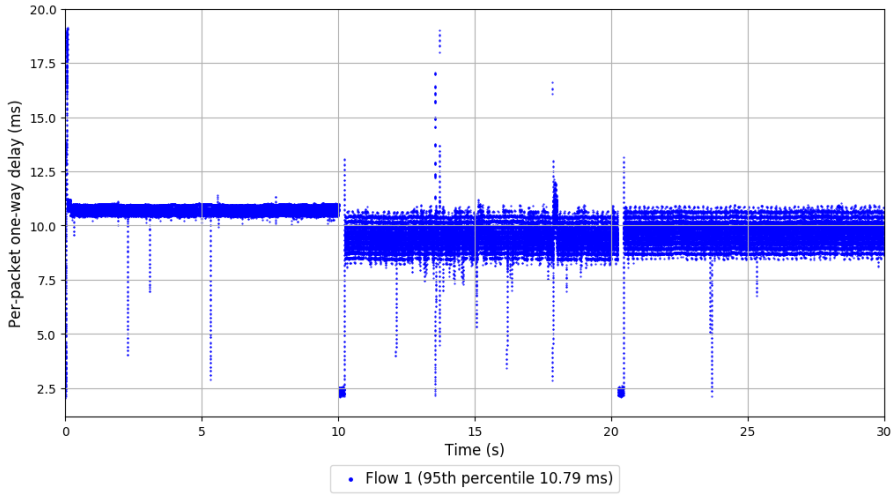

```
Run 2: Statistics of TCP BBR

Start at: Mon, 24 Jul 2017 20:18:25 +0000
End at: Mon, 24 Jul 2017 20:18:55 +0000
Local clock offset: -0.178 ms
Remote clock offset: 2.225 ms

# Below is generated by plot.py at Tue, 25 Jul 2017 02:11:04 +0000
# Datalink statistics
-- Total of 1 flow:
Average throughput: 96.11 Mbit/s
95th percentile per-packet one-way delay: 10.825 ms
Loss rate: 0.00%
-- Flow 1:
Average throughput: 96.11 Mbit/s
95th percentile per-packet one-way delay: 10.825 ms
Loss rate: 0.00%
```

Run 2: Report of TCP BBR — Data Link

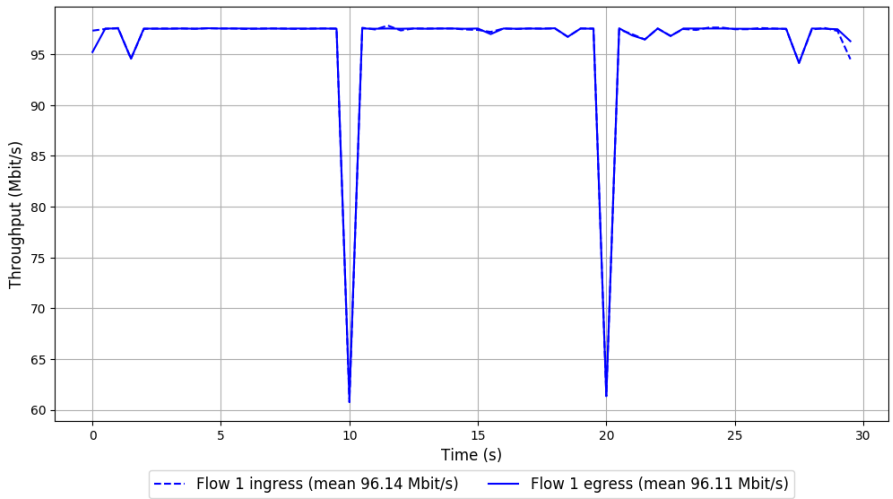

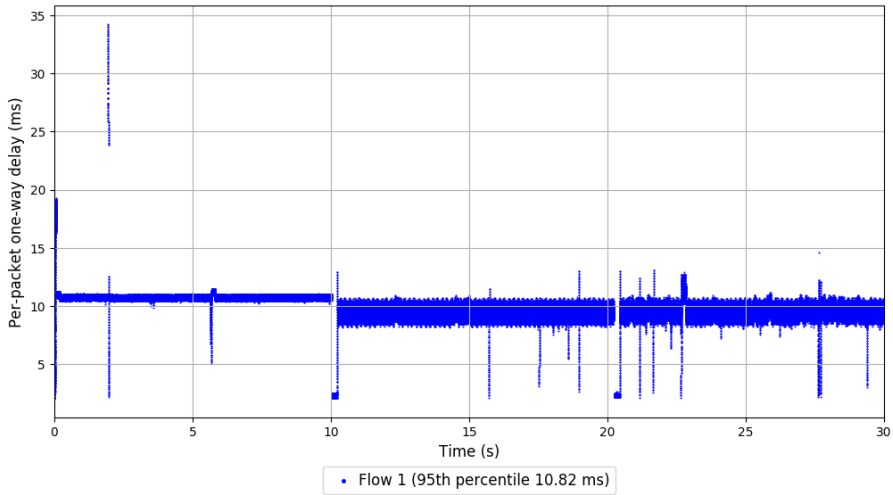

```
Run 3: Statistics of TCP BBR

Start at: Mon, 24 Jul 2017 20:35:23 +0000
End at: Mon, 24 Jul 2017 20:35:53 +0000
Local clock offset: -0.168 ms
Remote clock offset: 1.815 ms

# Below is generated by plot.py at Tue, 25 Jul 2017 02:11:16 +0000
# Datalink statistics
-- Total of 1 flow:
Average throughput: 96.16 Mbit/s
95th percentile per-packet one-way delay: 10.833 ms
Loss rate: 0.02%
-- Flow 1:
Average throughput: 96.16 Mbit/s
95th percentile per-packet one-way delay: 10.833 ms
Loss rate: 0.02%
```

Run 3: Report of TCP BBR — Data Link

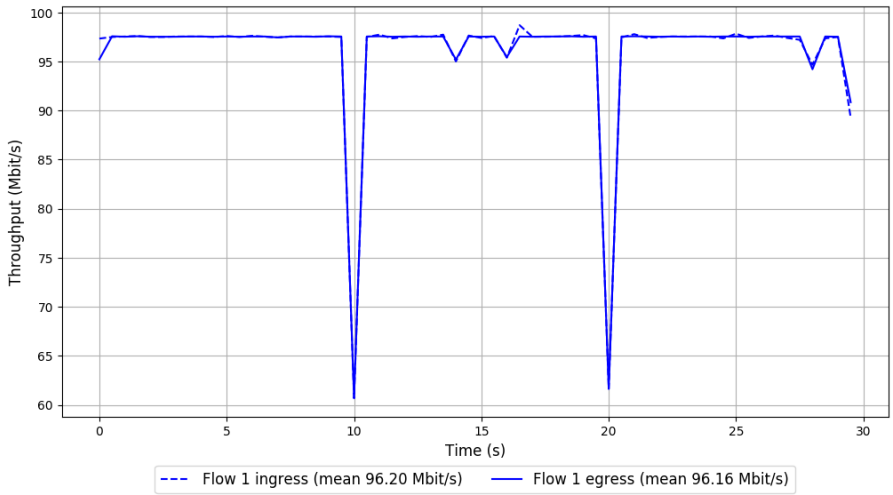

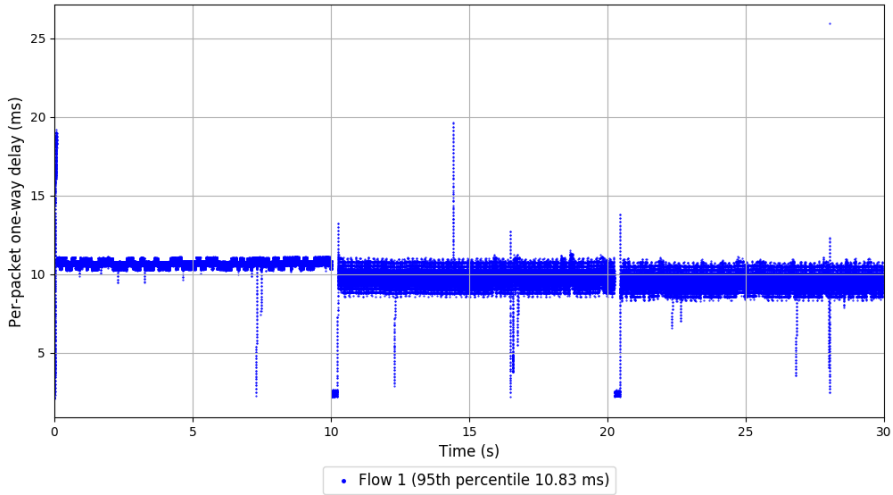

```
Run 4: Statistics of TCP BBR

Start at: Mon, 24 Jul 2017 20:52:20 +0000
End at: Mon, 24 Jul 2017 20:52:50 +0000
Local clock offset: -0.516 ms
Remote clock offset: 1.01 ms

# Below is generated by plot.py at Tue, 25 Jul 2017 02:11:17 +0000
# Datalink statistics
-- Total of 1 flow:
Average throughput: 96.16 Mbit/s
95th percentile per-packet one-way delay: 10.633 ms
Loss rate: 0.00%
-- Flow 1:
Average throughput: 96.16 Mbit/s
95th percentile per-packet one-way delay: 10.633 ms
Loss rate: 0.00%
```

Run 4: Report of TCP BBR — Data Link

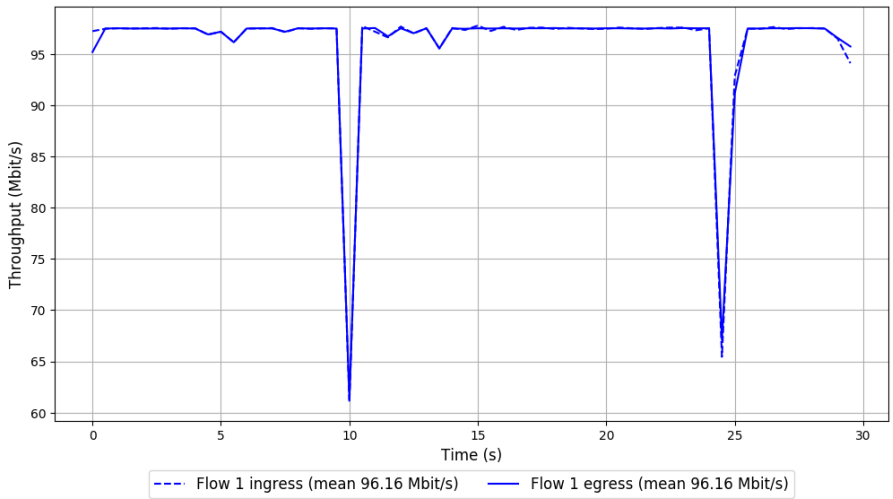

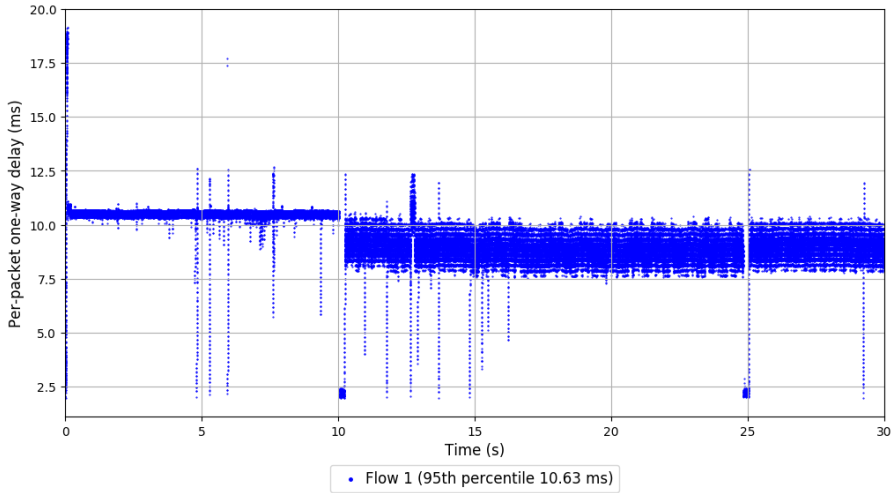

```
Run 5: Statistics of TCP BBR

Start at: Mon, 24 Jul 2017 21:09:15 +0000
End at: Mon, 24 Jul 2017 21:09:45 +0000
Local clock offset: -0.959 ms
Remote clock offset: 0.944 ms

# Below is generated by plot.py at Tue, 25 Jul 2017 02:11:30 +0000
# Datalink statistics
-- Total of 1 flow:
Average throughput: 96.22 Mbit/s
95th percentile per-packet one-way delay: 10.746 ms
Loss rate: 0.00%
-- Flow 1:
Average throughput: 96.22 Mbit/s
95th percentile per-packet one-way delay: 10.746 ms
Loss rate: 0.00%
```

Run 5: Report of TCP BBR — Data Link

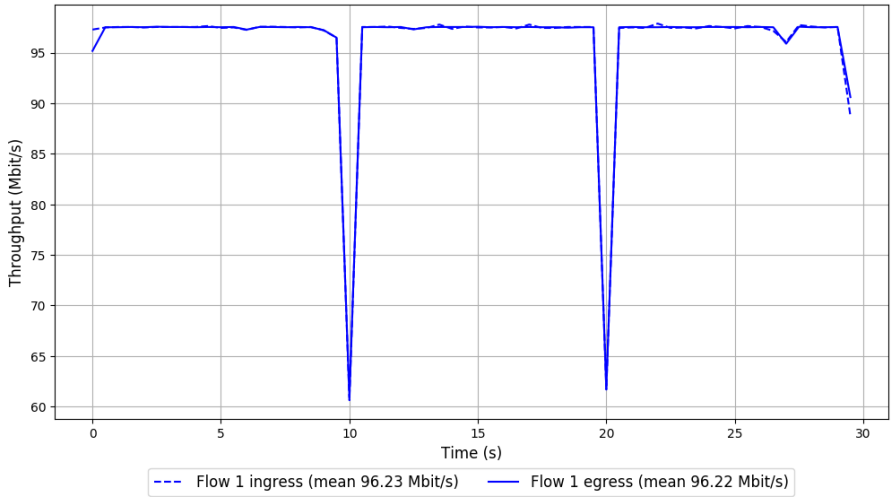

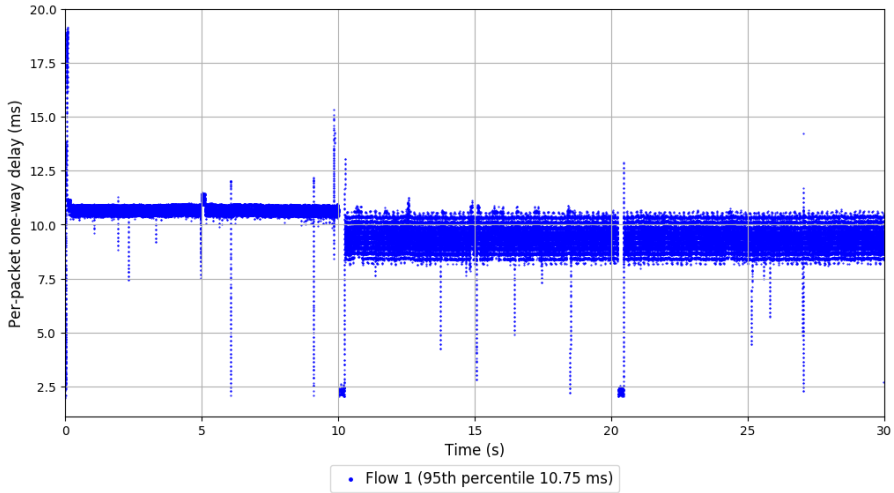

```
Run 6: Statistics of TCP BBR

Start at: Mon, 24 Jul 2017 21:26:18 +0000
End at: Mon, 24 Jul 2017 21:26:48 +0000
Local clock offset: -1.464 ms
Remote clock offset: 0.978 ms

# Below is generated by plot.py at Tue, 25 Jul 2017 02:11:30 +0000
# Datalink statistics
-- Total of 1 flow:
Average throughput: 96.21 Mbit/s
95th percentile per-packet one-way delay: 10.651 ms
Loss rate: 0.00%
-- Flow 1:
Average throughput: 96.21 Mbit/s
95th percentile per-packet one-way delay: 10.651 ms
Loss rate: 0.00%
```

Run 6: Report of TCP BBR — Data Link

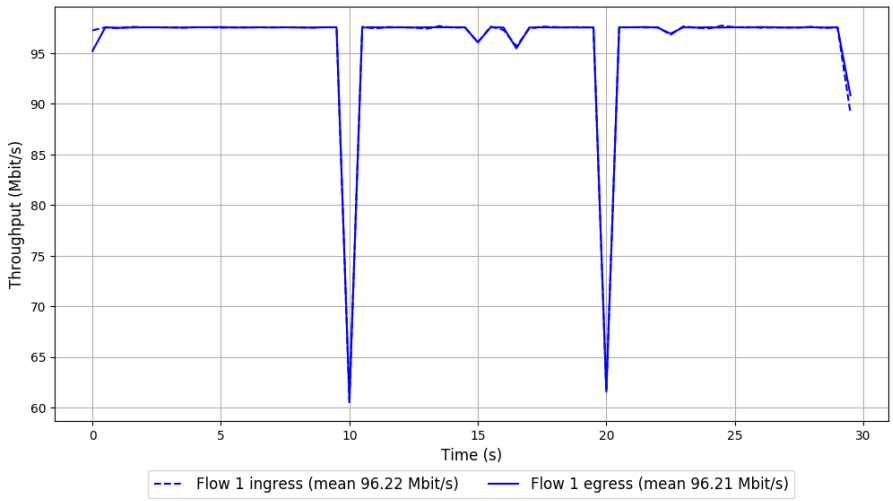

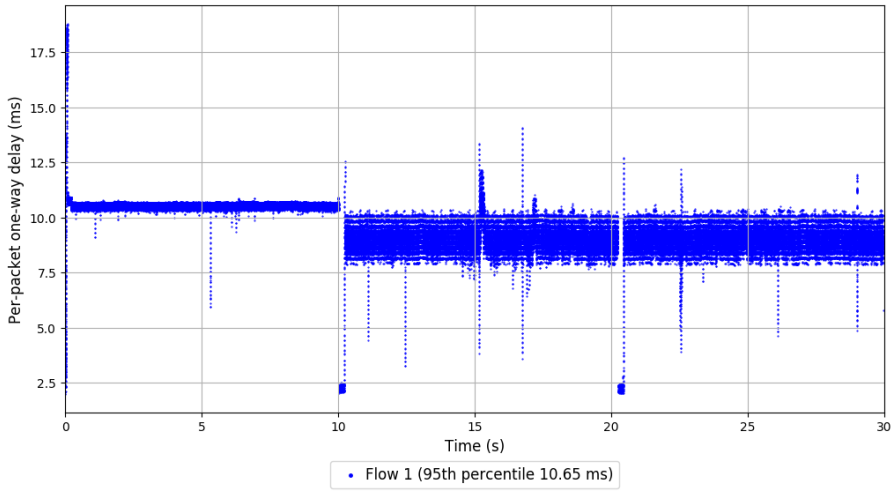

```
Run 7: Statistics of TCP BBR

Start at: Mon, 24 Jul 2017 21:43:18 +0000
End at: Mon, 24 Jul 2017 21:43:48 +0000
Local clock offset: -1.966 ms
Remote clock offset: 0.936 ms

# Below is generated by plot.py at Tue, 25 Jul 2017 02:11:43 +0000
# Datalink statistics
-- Total of 1 flow:
Average throughput: 96.26 Mbit/s
95th percentile per-packet one-way delay: 10.706 ms
Loss rate: 0.00%
-- Flow 1:
Average throughput: 96.26 Mbit/s
95th percentile per-packet one-way delay: 10.706 ms
Loss rate: 0.00%
```

Run 7: Report of TCP BBR — Data Link

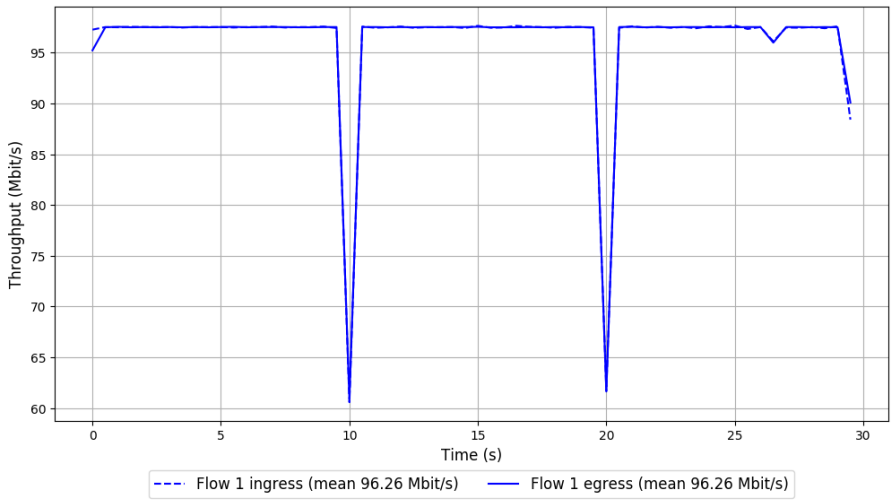

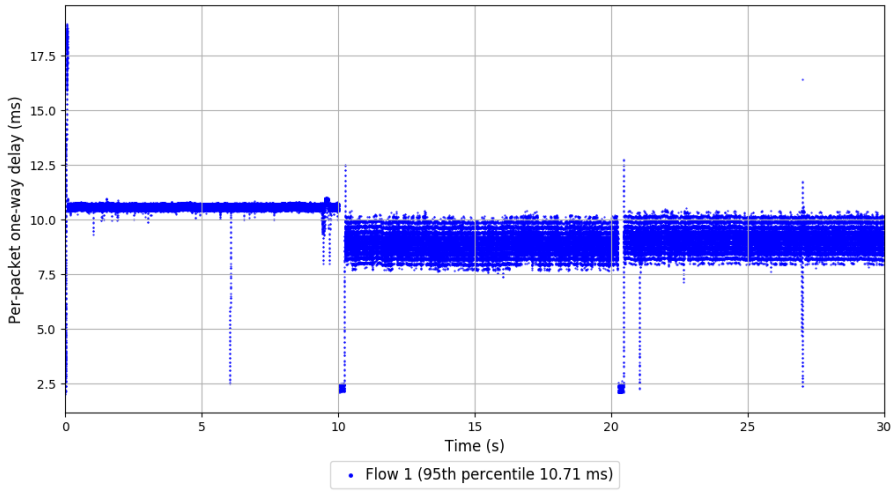

```
Run 8: Statistics of TCP BBR

Start at: Mon, 24 Jul 2017 22:00:20 +0000
End at: Mon, 24 Jul 2017 22:00:50 +0000
Local clock offset: -2.117 ms
Remote clock offset: 0.837 ms

# Below is generated by plot.py at Tue, 25 Jul 2017 02:11:43 +0000
# Datalink statistics
-- Total of 1 flow:
Average throughput: 96.16 Mbit/s
95th percentile per-packet one-way delay: 10.740 ms
Loss rate: 0.01%
-- Flow 1:
Average throughput: 96.16 Mbit/s
95th percentile per-packet one-way delay: 10.740 ms
Loss rate: 0.01%
```

Run 8: Report of TCP BBR — Data Link

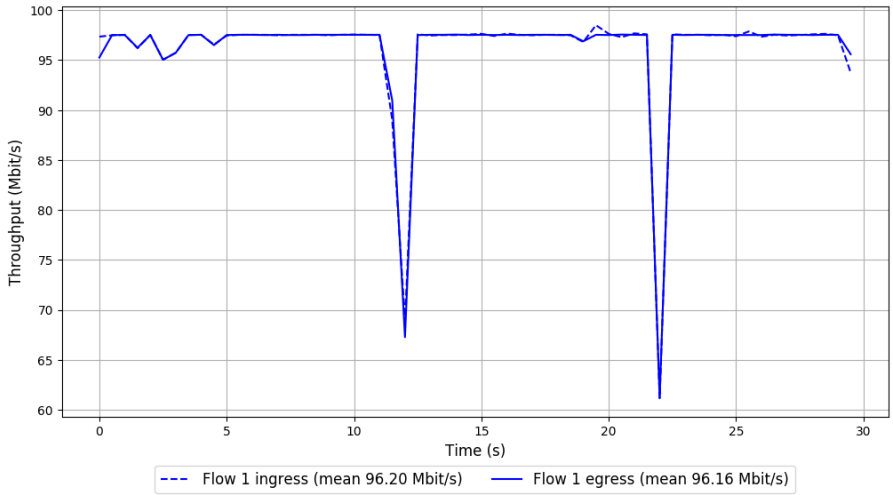

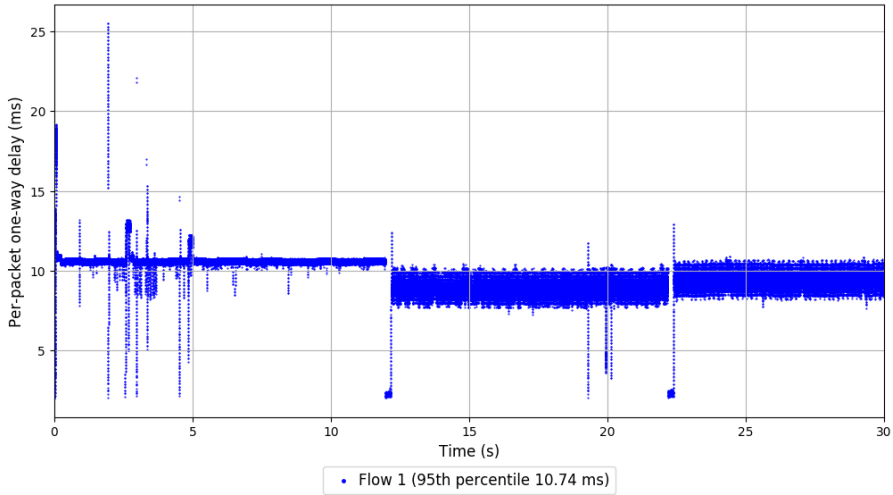

```
Run 9: Statistics of TCP BBR

Start at: Mon, 24 Jul 2017 22:17:21 +0000
End at: Mon, 24 Jul 2017 22:17:51 +0000
Local clock offset: -2.041 ms
Remote clock offset: 0.745 ms

# Below is generated by plot.py at Tue, 25 Jul 2017 02:11:56 +0000
# Datalink statistics
-- Total of 1 flow:
Average throughput: 96.21 Mbit/s
95th percentile per-packet one-way delay: 10.816 ms
Loss rate: 0.00%
-- Flow 1:
Average throughput: 96.21 Mbit/s
95th percentile per-packet one-way delay: 10.816 ms
Loss rate: 0.00%
```

Run 9: Report of TCP BBR — Data Link

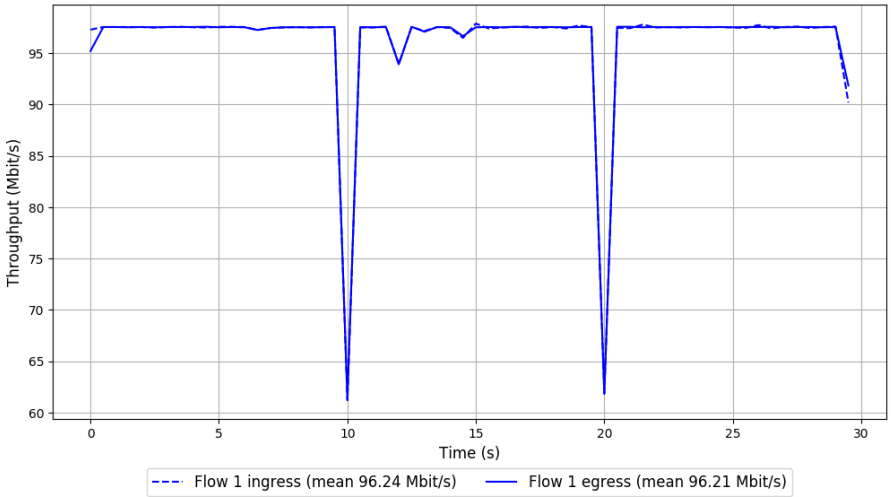

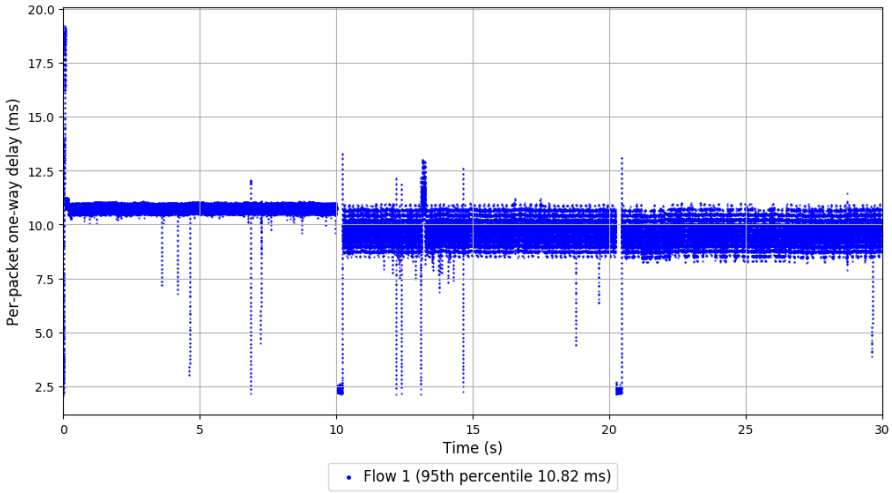

```
Run 10: Statistics of TCP BBR

Start at: Mon, 24 Jul 2017 22:34:19 +0000
End at: Mon, 24 Jul 2017 22:34:49 +0000
Local clock offset: -2.014 ms
Remote clock offset: 0.721 ms

# Below is generated by plot.py at Tue, 25 Jul 2017 02:11:56 +0000
# Datalink statistics
-- Total of 1 flow:
Average throughput: 96.15 Mbit/s
95th percentile per-packet one-way delay: 10.892 ms
Loss rate: 0.00%
-- Flow 1:
Average throughput: 96.15 Mbit/s
95th percentile per-packet one-way delay: 10.892 ms
Loss rate: 0.00%
```

Run 10: Report of TCP BBR — Data Link

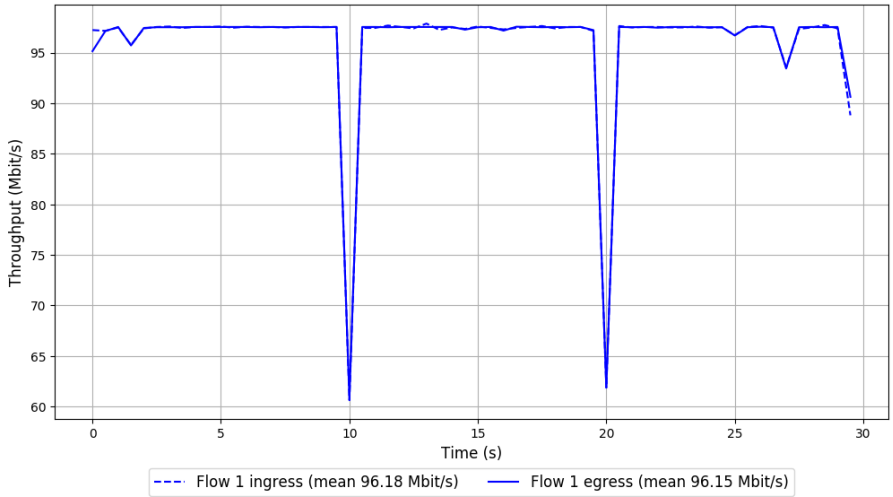

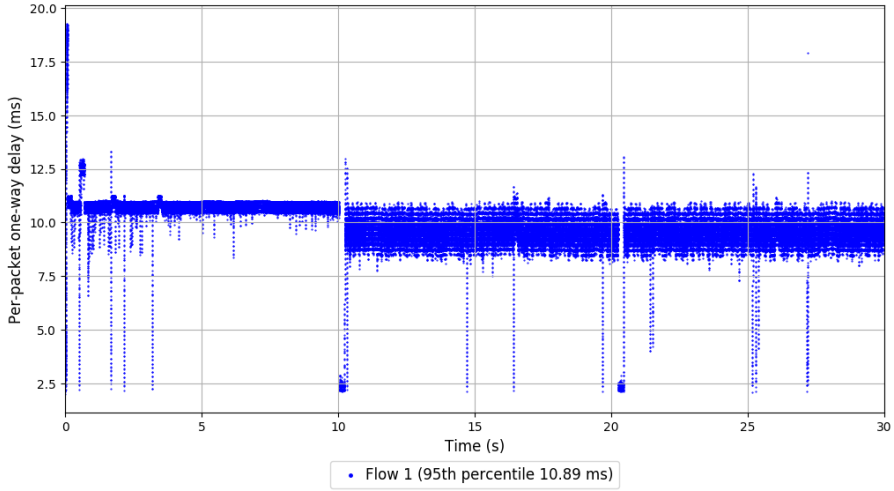

```
Run 1: Statistics of CalibratedKoho

Start at: Mon, 24 Jul 2017 20:16:04 +0000
End at: Mon, 24 Jul 2017 20:16:34 +0000
Local clock offset: -0.261 ms
Remote clock offset: 2.363 ms

# Below is generated by plot.py at Tue, 25 Jul 2017 02:12:10 +0000
# Datalink statistics
-- Total of 1 flow:
Average throughput: 97.32 Mbit/s
95th percentile per-packet one-way delay: 8.017 ms
Loss rate: 0.00%
-- Flow 1:
Average throughput: 97.32 Mbit/s
95th percentile per-packet one-way delay: 8.017 ms
Loss rate: 0.00%
```

Run 1: Report of CalibratedKoho — Data Link

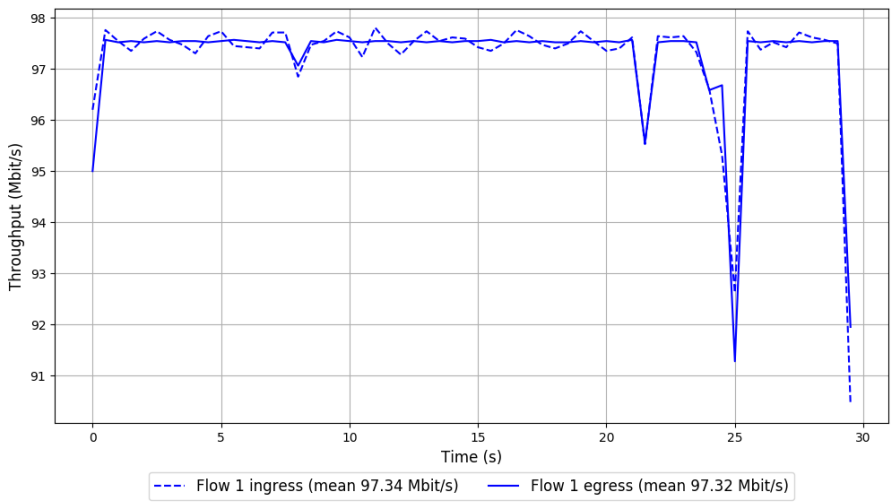

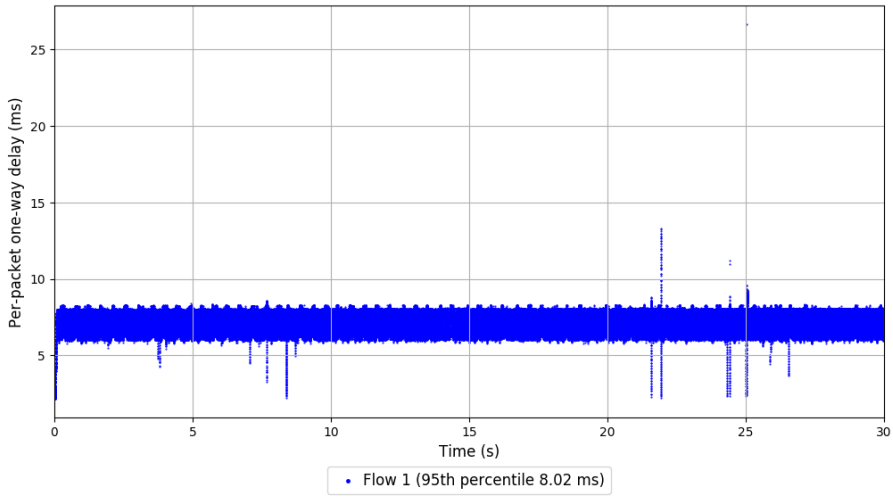

```
Run 2: Statistics of CalibratedKoho

Start at: Mon, 24 Jul 2017 20:33:02 +0000
End at: Mon, 24 Jul 2017 20:33:32 +0000
Local clock offset: -0.103 ms
Remote clock offset: 1.905 ms

# Below is generated by plot.py at Tue, 25 Jul 2017 02:12:10 +0000
# Datalink statistics
-- Total of 1 flow:
Average throughput: 97.40 Mbit/s
95th percentile per-packet one-way delay: 8.450 ms
Loss rate: 0.00%
-- Flow 1:
Average throughput: 97.40 Mbit/s
95th percentile per-packet one-way delay: 8.450 ms
Loss rate: 0.00%
```

Run 2: Report of CalibratedKoho — Data Link

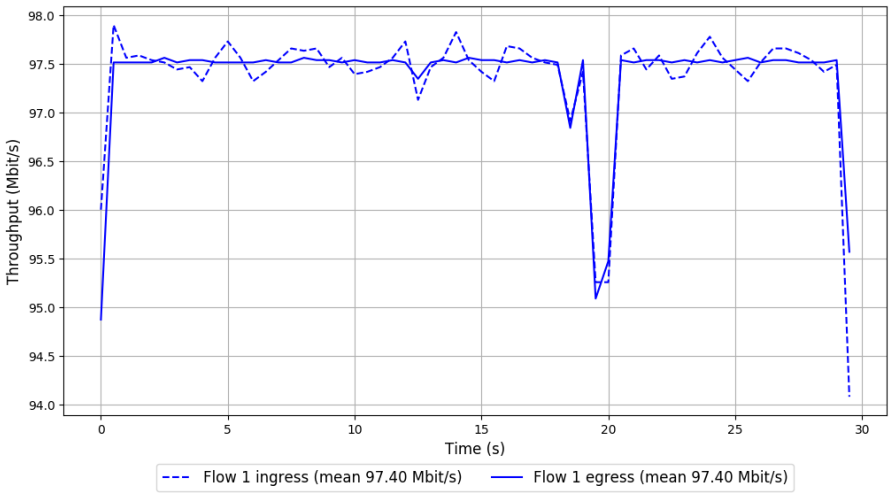

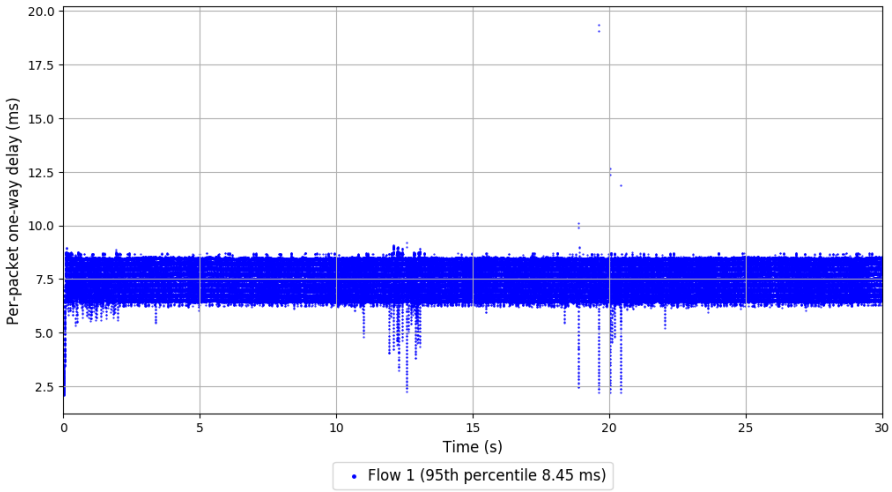

```
Run 3: Statistics of CalibratedKoho

Start at: Mon, 24 Jul 2017 20:49:59 +0000
End at: Mon, 24 Jul 2017 20:50:29 +0000
Local clock offset: -0.443 ms
Remote clock offset: 1.089 ms

# Below is generated by plot.py at Tue, 25 Jul 2017 02:12:22 +0000
# Datalink statistics
-- Total of 1 flow:
Average throughput: 97.19 Mbit/s
95th percentile per-packet one-way delay: 7.911 ms
Loss rate: 0.00%
-- Flow 1:
Average throughput: 97.19 Mbit/s
95th percentile per-packet one-way delay: 7.911 ms
Loss rate: 0.00%
```

Run 3: Report of CalibratedKoho — Data Link

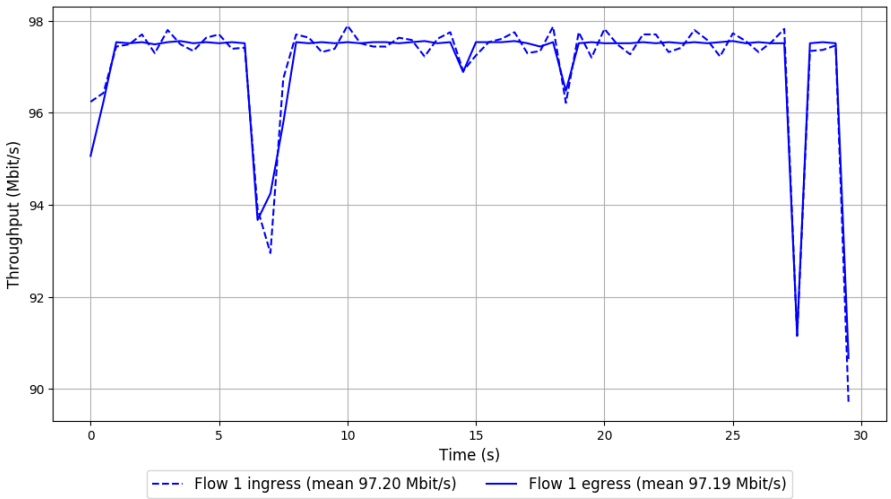

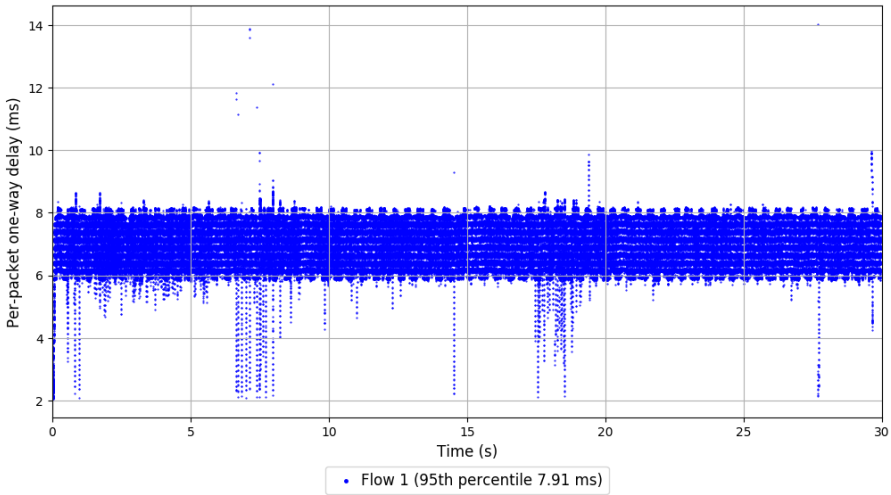

```
Run 4: Statistics of CalibratedKoho

Start at: Mon, 24 Jul 2017 21:06:54 +0000
End at: Mon, 24 Jul 2017 21:07:24 +0000
Local clock offset: -0.896 ms
Remote clock offset: 0.952 ms

# Below is generated by plot.py at Tue, 25 Jul 2017 02:12:23 +0000
# Datalink statistics
-- Total of 1 flow:
Average throughput: 97.34 Mbit/s
95th percentile per-packet one-way delay: 8.275 ms
Loss rate: 0.00%
-- Flow 1:
Average throughput: 97.34 Mbit/s
95th percentile per-packet one-way delay: 8.275 ms
Loss rate: 0.00%
```

Run 4: Report of CalibratedKoho — Data Link

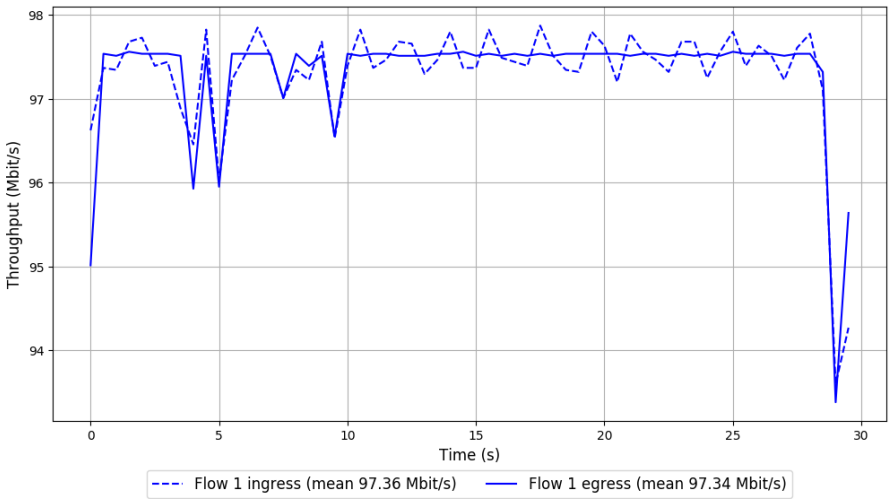

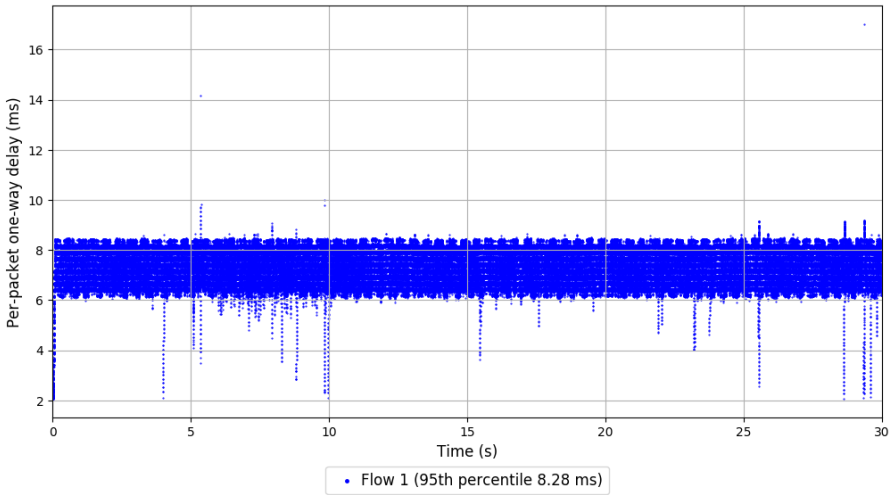

```
Run 5: Statistics of CalibratedKoho

Start at: Mon, 24 Jul 2017 21:23:57 +0000
End at: Mon, 24 Jul 2017 21:24:27 +0000
Local clock offset: -1.375 ms
Remote clock offset: 0.884 ms

# Below is generated by plot.py at Tue, 25 Jul 2017 02:12:35 +0000
# Datalink statistics
-- Total of 1 flow:
Average throughput: 97.33 Mbit/s
95th percentile per-packet one-way delay: 7.590 ms
Loss rate: 0.00%
-- Flow 1:
Average throughput: 97.33 Mbit/s
95th percentile per-packet one-way delay: 7.590 ms
Loss rate: 0.00%
```

Run 5: Report of CalibratedKoho — Data Link

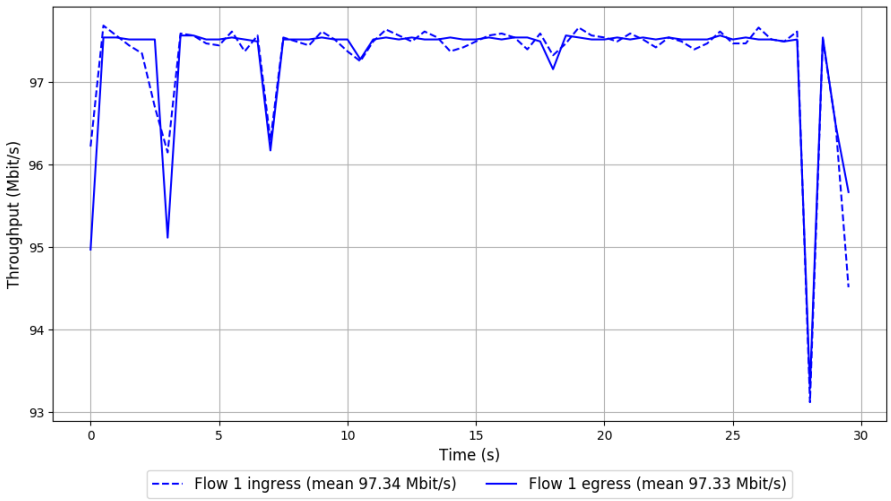

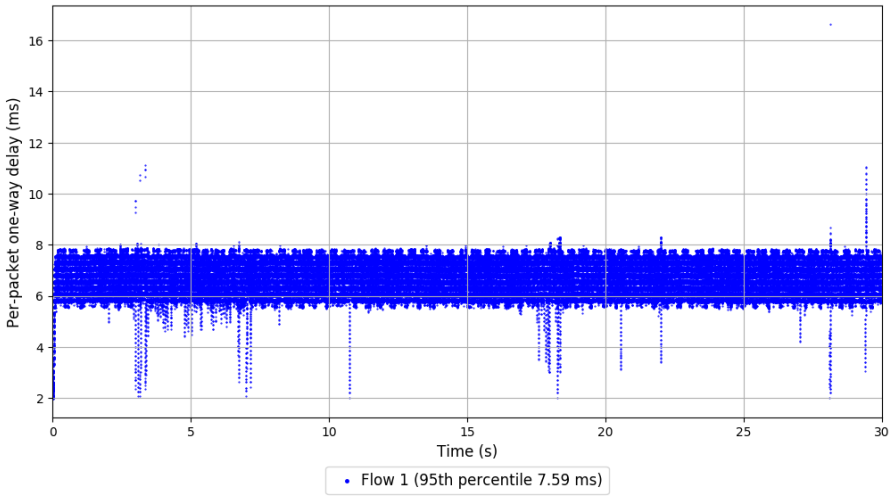

```
Run 6: Statistics of CalibratedKoho

Start at: Mon, 24 Jul 2017 21:40:57 +0000
End at: Mon, 24 Jul 2017 21:41:27 +0000
Local clock offset: -1.894 ms
Remote clock offset: 0.899 ms

# Below is generated by plot.py at Tue, 25 Jul 2017 02:12:36 +0000
# Datalink statistics
-- Total of 1 flow:
Average throughput: 97.35 Mbit/s
95th percentile per-packet one-way delay: 8.186 ms
Loss rate: 0.00%
-- Flow 1:
Average throughput: 97.35 Mbit/s
95th percentile per-packet one-way delay: 8.186 ms
Loss rate: 0.00%
```

Run 6: Report of CalibratedKoho — Data Link

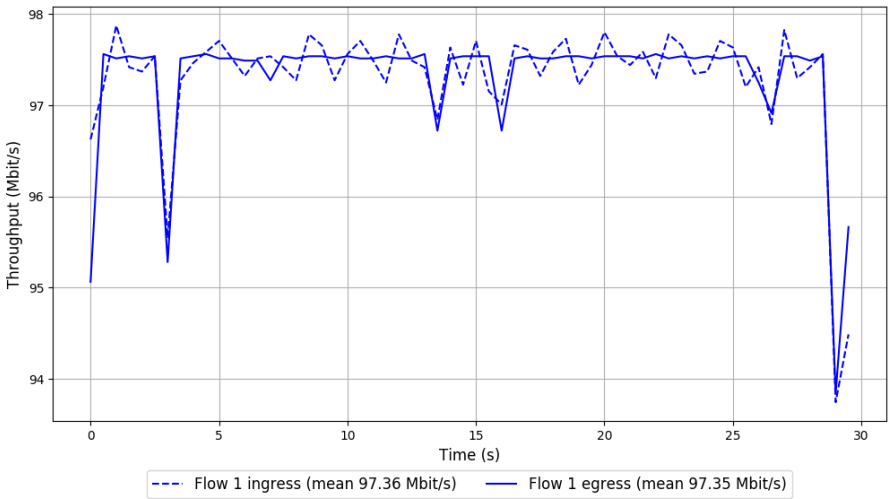

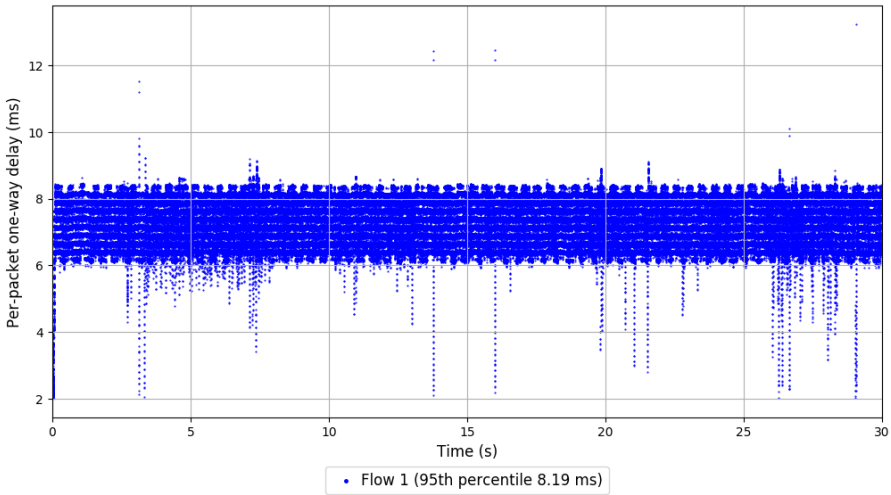

```
Run 7: Statistics of CalibratedKoho

Start at: Mon, 24 Jul 2017 21:57:59 +0000
End at: Mon, 24 Jul 2017 21:58:29 +0000
Local clock offset: -2.125 ms
Remote clock offset: 0.832 ms

# Below is generated by plot.py at Tue, 25 Jul 2017 02:12:49 +0000
# Datalink statistics
-- Total of 1 flow:
Average throughput: 97.34 Mbit/s
95th percentile per-packet one-way delay: 8.402 ms
Loss rate: 0.00%
-- Flow 1:
Average throughput: 97.34 Mbit/s
95th percentile per-packet one-way delay: 8.402 ms
Loss rate: 0.00%
```

Run 7: Report of CalibratedKoho — Data Link

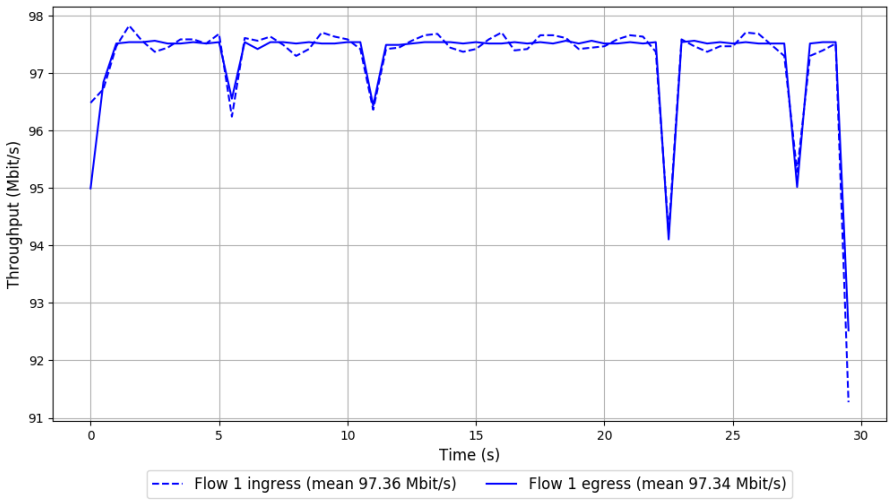

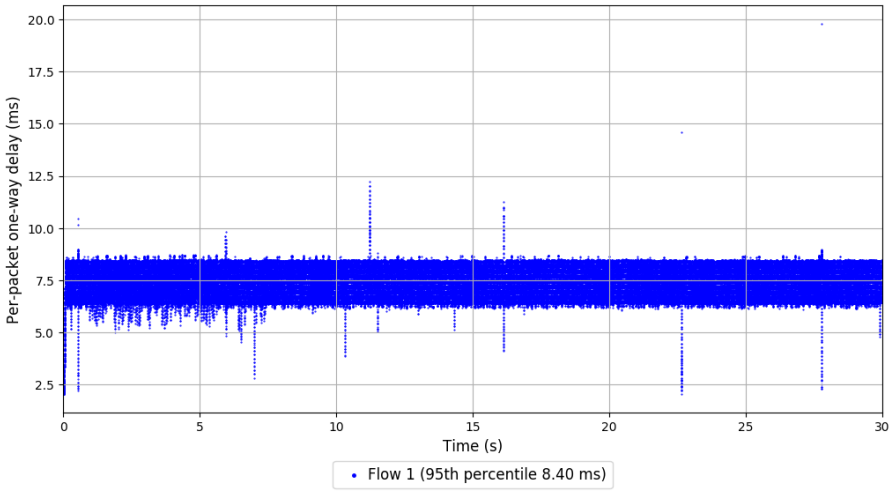

```
Run 8: Statistics of CalibratedKoho

Start at: Mon, 24 Jul 2017 22:15:00 +0000
End at: Mon, 24 Jul 2017 22:15:30 +0000
Local clock offset: -2.028 ms
Remote clock offset: 0.752 ms

# Below is generated by plot.py at Tue, 25 Jul 2017 02:12:50 +0000
# Datalink statistics
-- Total of 1 flow:
Average throughput: 97.30 Mbit/s
95th percentile per-packet one-way delay: 8.188 ms
Loss rate: 0.00%
-- Flow 1:
Average throughput: 97.30 Mbit/s
95th percentile per-packet one-way delay: 8.188 ms
Loss rate: 0.00%
```

Run 8: Report of CalibratedKoho — Data Link

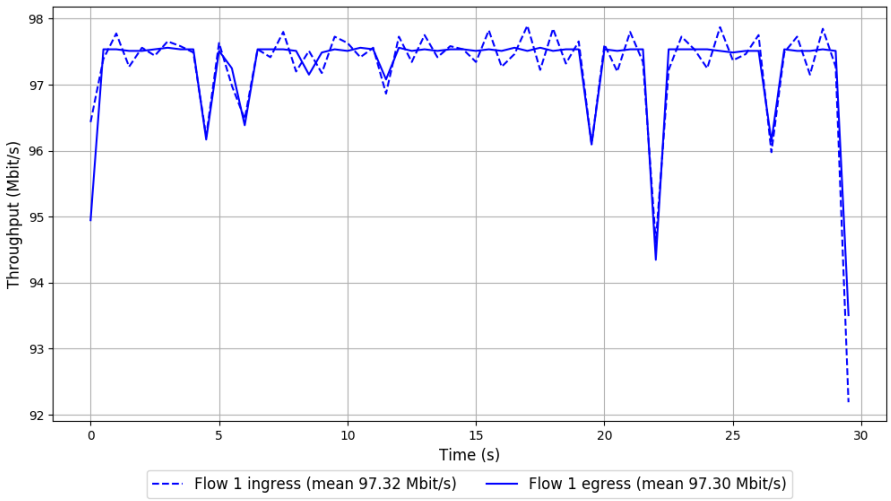

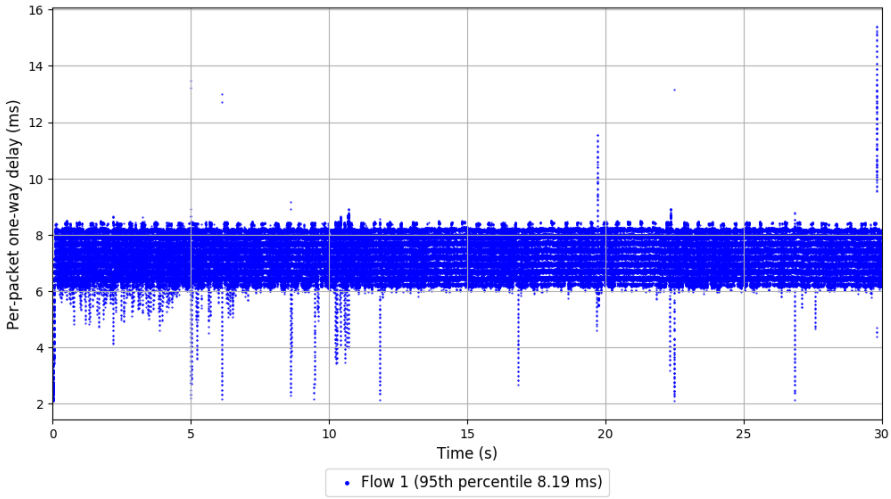

```
Run 9: Statistics of CalibratedKoho

Start at: Mon, 24 Jul 2017 22:31:58 +0000
End at: Mon, 24 Jul 2017 22:32:28 +0000
Local clock offset: -1.989 ms
Remote clock offset: 0.677 ms

# Below is generated by plot.py at Tue, 25 Jul 2017 02:13:02 +0000
# Datalink statistics
-- Total of 1 flow:
Average throughput: 97.28 Mbit/s
95th percentile per-packet one-way delay: 8.108 ms
Loss rate: 0.00%
-- Flow 1:
Average throughput: 97.28 Mbit/s
95th percentile per-packet one-way delay: 8.108 ms
Loss rate: 0.00%
```

Run 9: Report of CalibratedKoho — Data Link

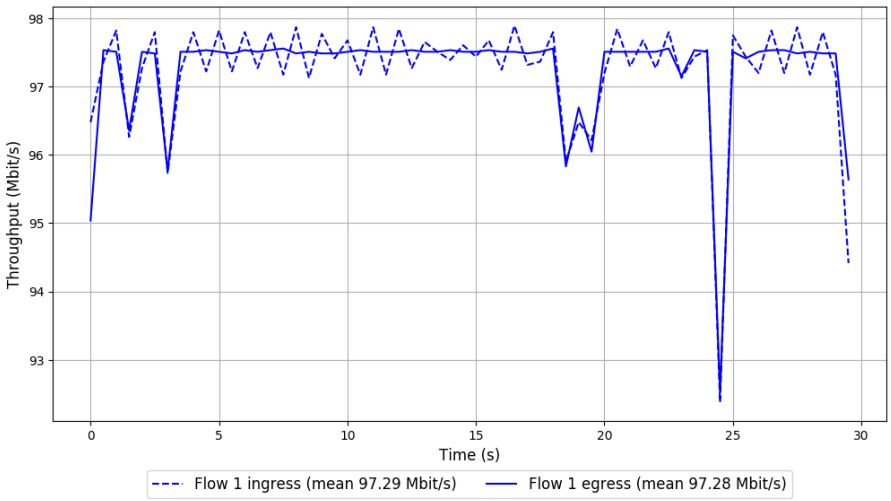

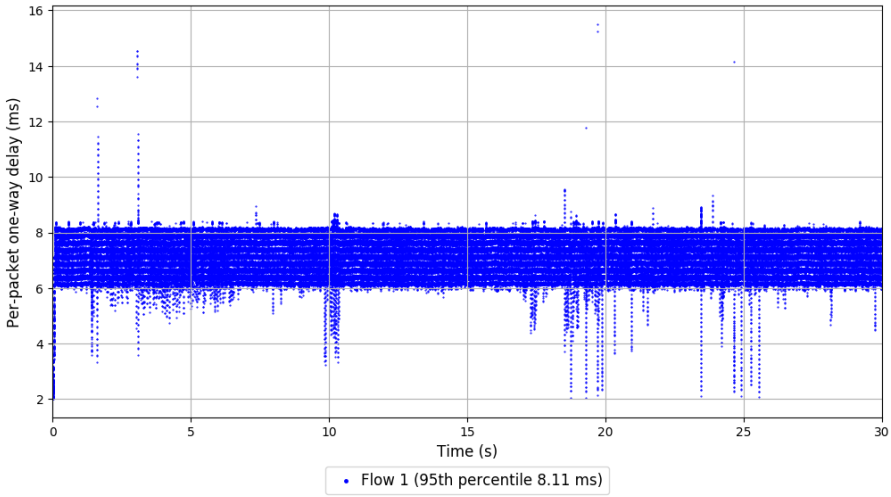

```
Run 10: Statistics of CalibratedKoho

Start at: Mon, 24 Jul 2017 22:48:57 +0000
End at: Mon, 24 Jul 2017 22:49:27 +0000
Local clock offset: -2.115 ms
Remote clock offset: 0.68 ms

# Below is generated by plot.py at Tue, 25 Jul 2017 02:13:03 +0000
# Datalink statistics
-- Total of 1 flow:
Average throughput: 97.30 Mbit/s
95th percentile per-packet one-way delay: 8.190 ms
Loss rate: 0.00%
-- Flow 1:
Average throughput: 97.30 Mbit/s
95th percentile per-packet one-way delay: 8.190 ms
Loss rate: 0.00%
```

Run 10: Report of CalibratedKoho — Data Link

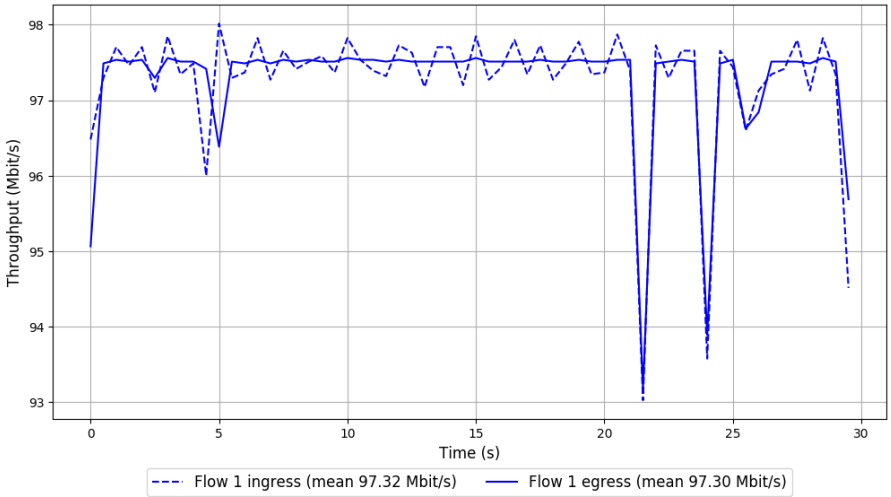

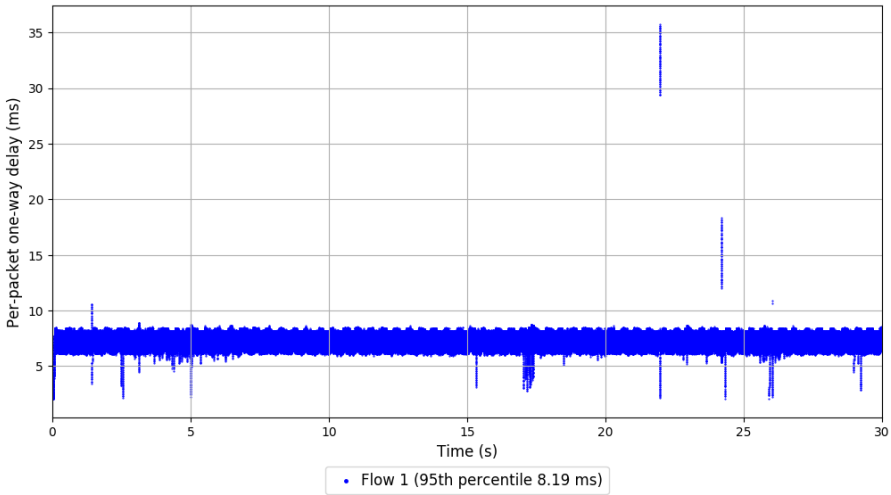

```
Run 1: Statistics of Copa

Start at: Mon, 24 Jul 2017 20:10:12 +0000
End at: Mon, 24 Jul 2017 20:10:42 +0000
Local clock offset: -0.216 ms
Remote clock offset: 2.628 ms

# Below is generated by plot.py at Tue, 25 Jul 2017 02:13:20 +0000
# Datalink statistics
-- Total of 1 flow:
Average throughput: 66.92 Mbit/s
95th percentile per-packet one-way delay: 2.351 ms
Loss rate: 0.00%
-- Flow 1:
Average throughput: 66.92 Mbit/s
95th percentile per-packet one-way delay: 2.351 ms
Loss rate: 0.00%
```

Run 1: Report of Copa — Data Link

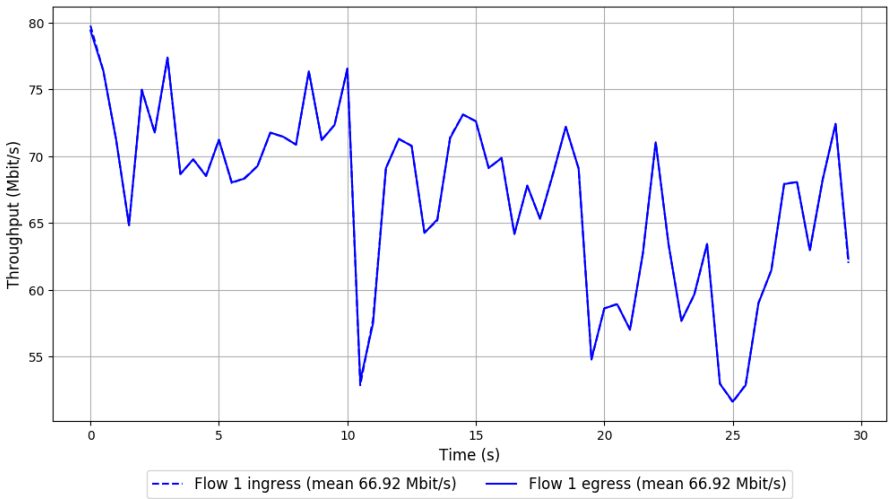

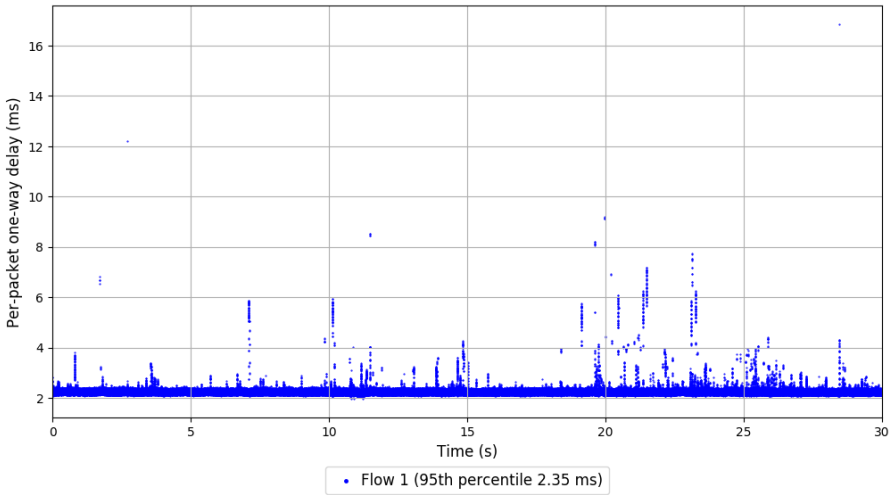

```
Run 2: Statistics of Copa

Start at: Mon, 24 Jul 2017 20:27:10 +0000
End at: Mon, 24 Jul 2017 20:27:40 +0000
Local clock offset: -0.145 ms
Remote clock offset: 1.902 ms

# Below is generated by plot.py at Tue, 25 Jul 2017 02:13:20 +0000
# Datalink statistics
-- Total of 1 flow:
Average throughput: 67.76 Mbit/s
95th percentile per-packet one-way delay: 2.308 ms
Loss rate: 0.00%
-- Flow 1:
Average throughput: 67.76 Mbit/s
95th percentile per-packet one-way delay: 2.308 ms
Loss rate: 0.00%
```

Run 2: Report of Copa — Data Link

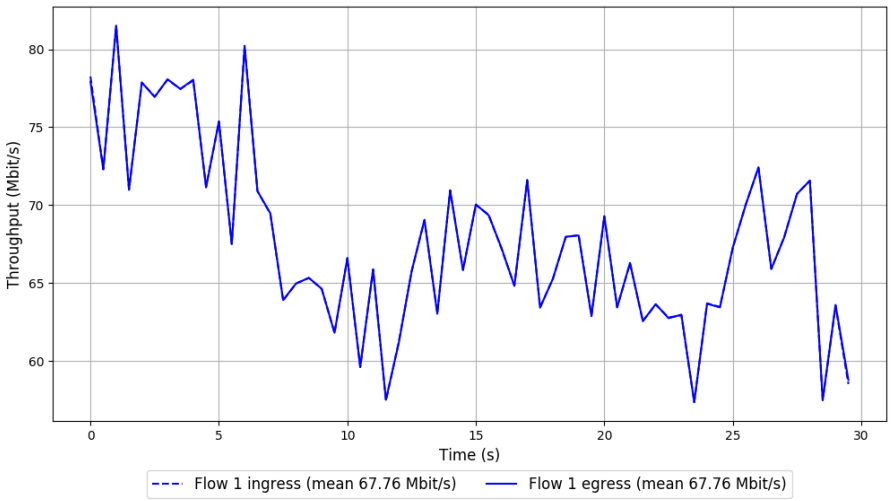

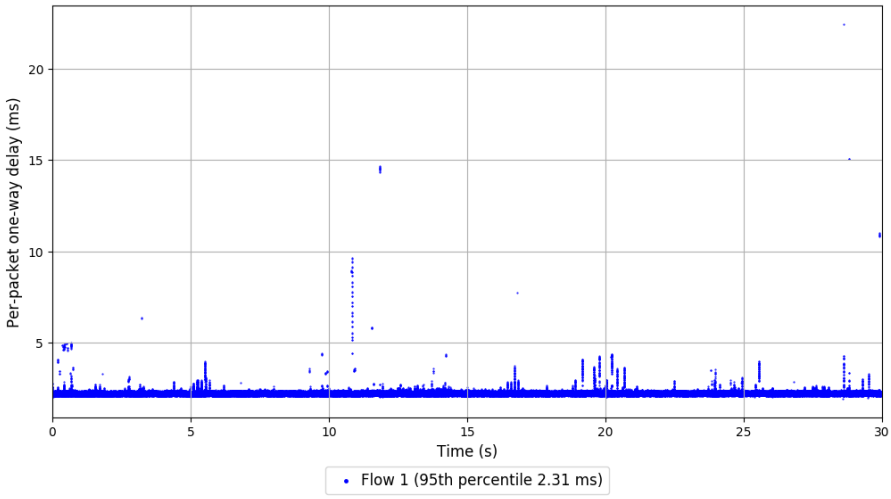

```
Run 3: Statistics of Copa

Start at: Mon, 24 Jul 2017 20:44:06 +0000
End at: Mon, 24 Jul 2017 20:44:36 +0000
Local clock offset: -0.236 ms
Remote clock offset: 1.302 ms

# Below is generated by plot.py at Tue, 25 Jul 2017 02:13:36 +0000
# Datalink statistics
-- Total of 1 flow:
Average throughput: 70.26 Mbit/s
95th percentile per-packet one-way delay: 2.352 ms
Loss rate: 0.00%
-- Flow 1:
Average throughput: 70.26 Mbit/s
95th percentile per-packet one-way delay: 2.352 ms
Loss rate: 0.00%
```

Run 3: Report of Copa — Data Link

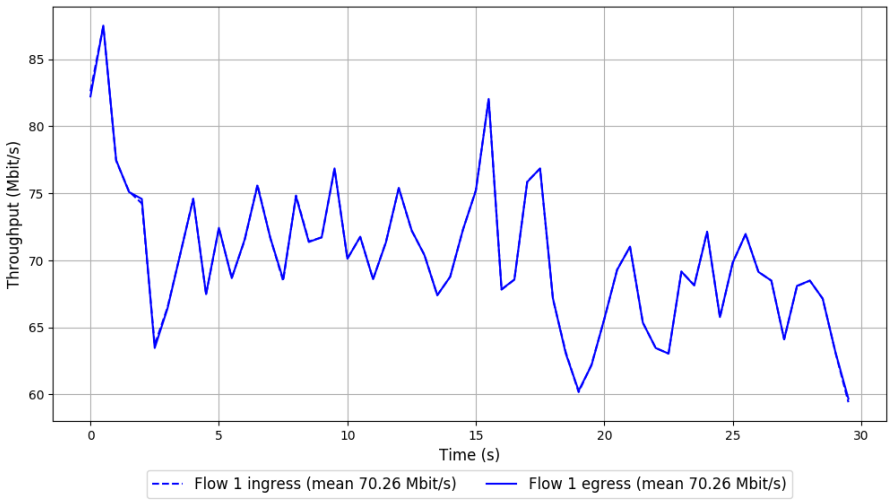

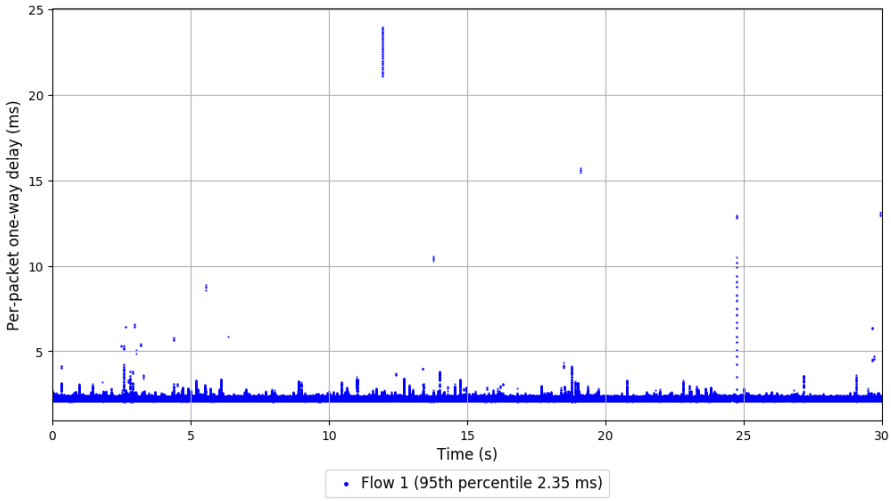

```
Run 4: Statistics of Copa

Start at: Mon, 24 Jul 2017 21:01:02 +0000
End at: Mon, 24 Jul 2017 21:01:32 +0000
Local clock offset: -0.741 ms
Remote clock offset: 0.984 ms

# Below is generated by plot.py at Tue, 25 Jul 2017 02:13:36 +0000
# Datalink statistics
-- Total of 1 flow:
Average throughput: 64.54 Mbit/s
95th percentile per-packet one-way delay: 2.321 ms
Loss rate: 0.00%
-- Flow 1:
Average throughput: 64.54 Mbit/s
95th percentile per-packet one-way delay: 2.321 ms
Loss rate: 0.00%
```

Run 4: Report of Copa — Data Link

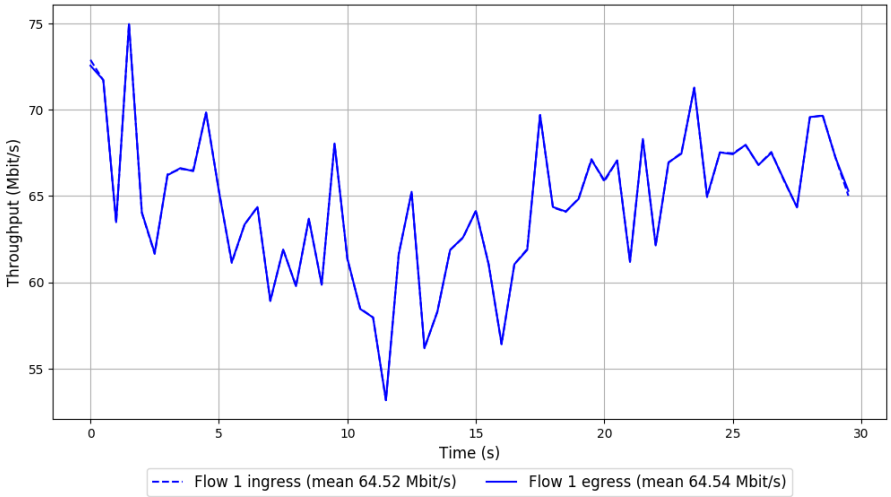

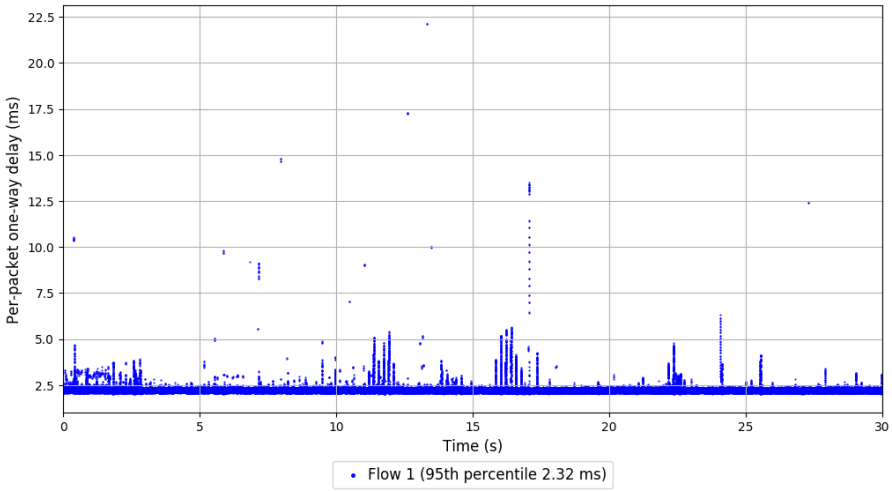

```
Run 5: Statistics of Copa

Start at: Mon, 24 Jul 2017 21:18:05 +0000
End at: Mon, 24 Jul 2017 21:18:35 +0000
Local clock offset: -1.148 ms
Remote clock offset: 0.834 ms

# Below is generated by plot.py at Tue, 25 Jul 2017 02:13:47 +0000
# Datalink statistics
-- Total of 1 flow:
Average throughput: 63.17 Mbit/s
95th percentile per-packet one-way delay: 2.208 ms
Loss rate: 0.00%
-- Flow 1:
Average throughput: 63.17 Mbit/s
95th percentile per-packet one-way delay: 2.208 ms
Loss rate: 0.00%
```

Run 5: Report of Copa — Data Link

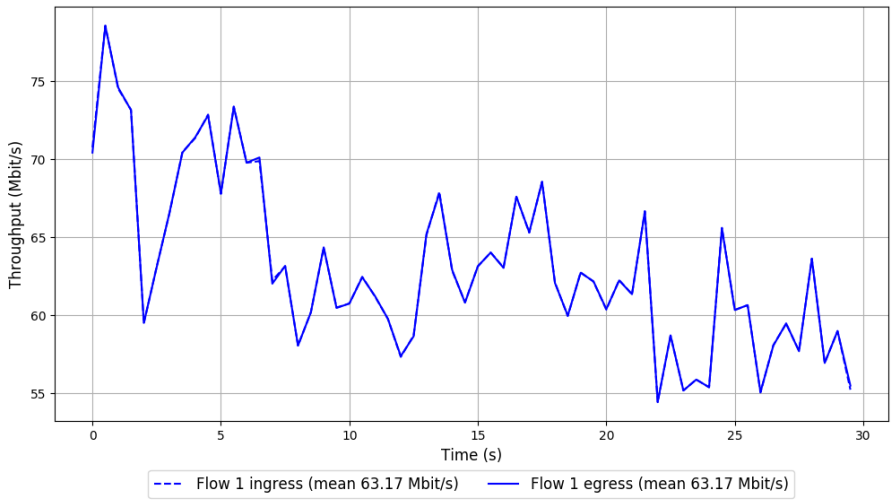

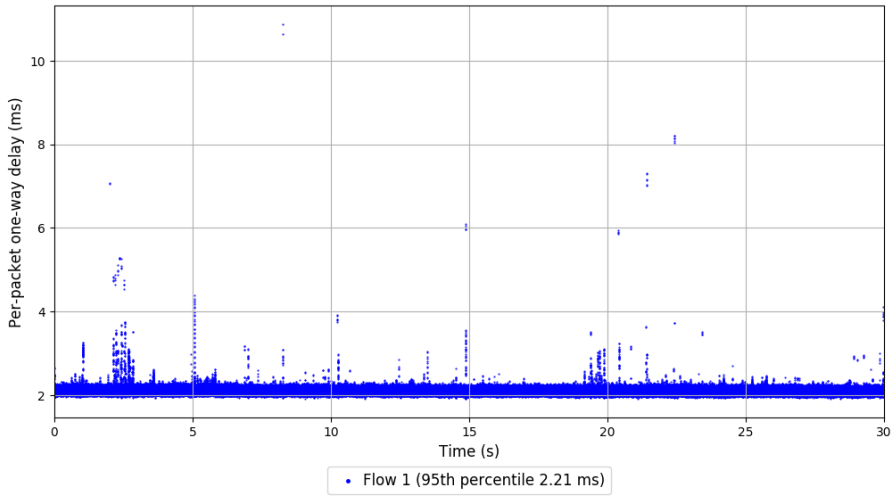

```
Run 6: Statistics of Copa

Start at: Mon, 24 Jul 2017 21:35:04 +0000
End at: Mon, 24 Jul 2017 21:35:34 +0000
Local clock offset: -1.776 ms
Remote clock offset: 0.958 ms

# Below is generated by plot.py at Tue, 25 Jul 2017 02:13:53 +0000
# Datalink statistics
-- Total of 1 flow:
Average throughput: 66.09 Mbit/s
95th percentile per-packet one-way delay: 2.322 ms
Loss rate: 0.00%
-- Flow 1:
Average throughput: 66.09 Mbit/s
95th percentile per-packet one-way delay: 2.322 ms
Loss rate: 0.00%
```

Run 6: Report of Copa — Data Link

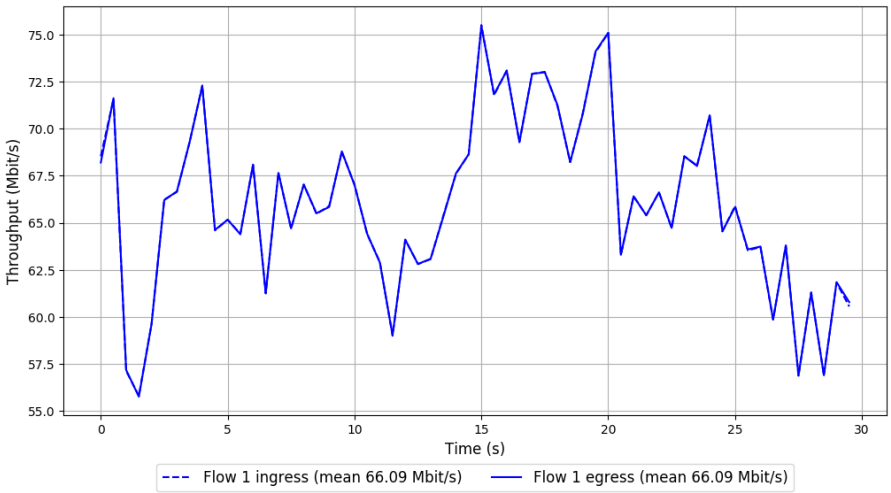

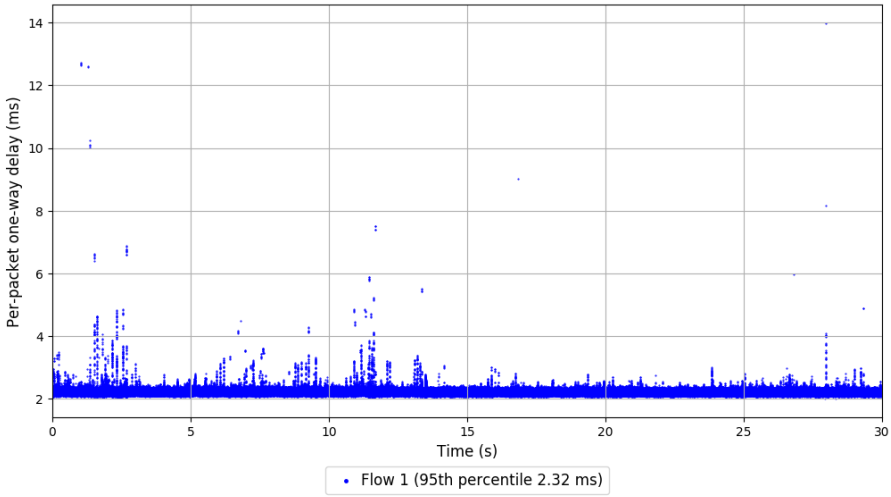

```
Run 7: Statistics of Copa

Start at: Mon, 24 Jul 2017 21:52:07 +0000
End at: Mon, 24 Jul 2017 21:52:37 +0000
Local clock offset: -2.134 ms
Remote clock offset: 0.922 ms

# Below is generated by plot.py at Tue, 25 Jul 2017 02:14:08 +0000
# Datalink statistics
-- Total of 1 flow:
Average throughput: 66.78 Mbit/s
95th percentile per-packet one-way delay: 2.370 ms
Loss rate: 0.00%
-- Flow 1:
Average throughput: 66.78 Mbit/s
95th percentile per-packet one-way delay: 2.370 ms
Loss rate: 0.00%
```

Run 7: Report of Copa — Data Link

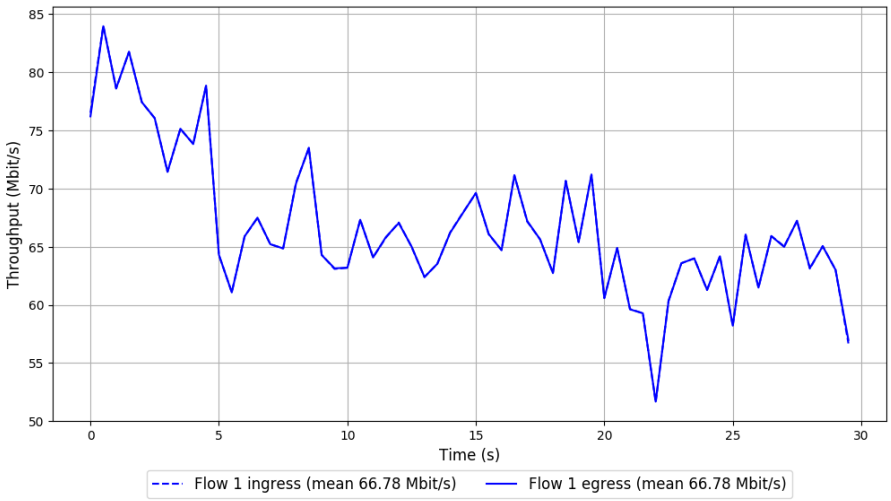

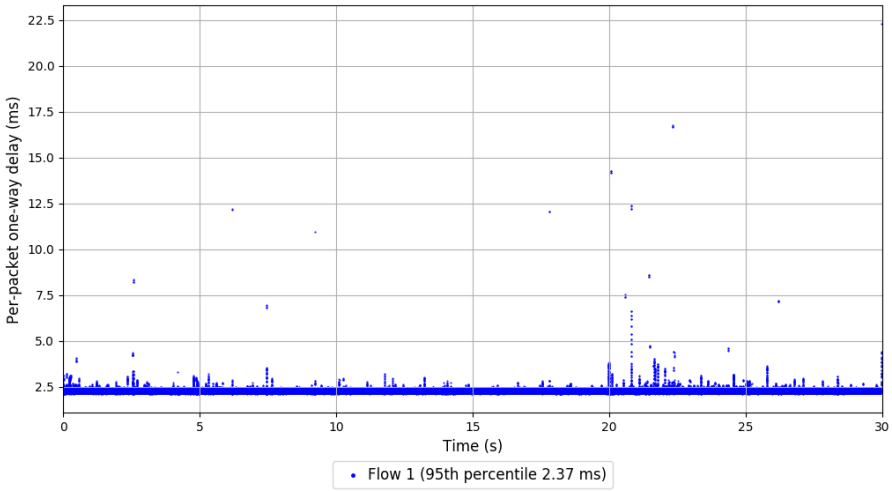

```
Run 8: Statistics of Copa

Start at: Mon, 24 Jul 2017 22:09:08 +0000
End at: Mon, 24 Jul 2017 22:09:38 +0000
Local clock offset: -2.072 ms
Remote clock offset: 0.798 ms

# Below is generated by plot.py at Tue, 25 Jul 2017 02:14:09 +0000
# Datalink statistics
-- Total of 1 flow:
Average throughput: 68.79 Mbit/s
95th percentile per-packet one-way delay: 2.420 ms
Loss rate: 0.00%
-- Flow 1:
Average throughput: 68.79 Mbit/s
95th percentile per-packet one-way delay: 2.420 ms
Loss rate: 0.00%
```

Run 8: Report of Copa — Data Link

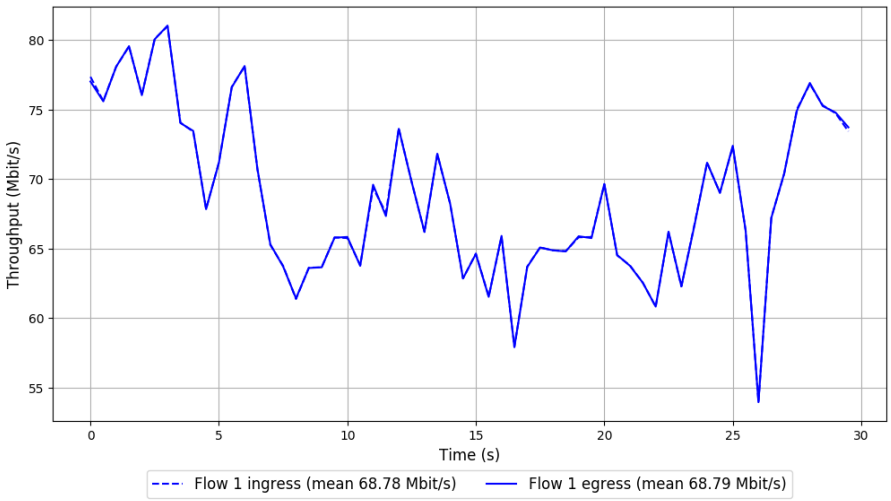

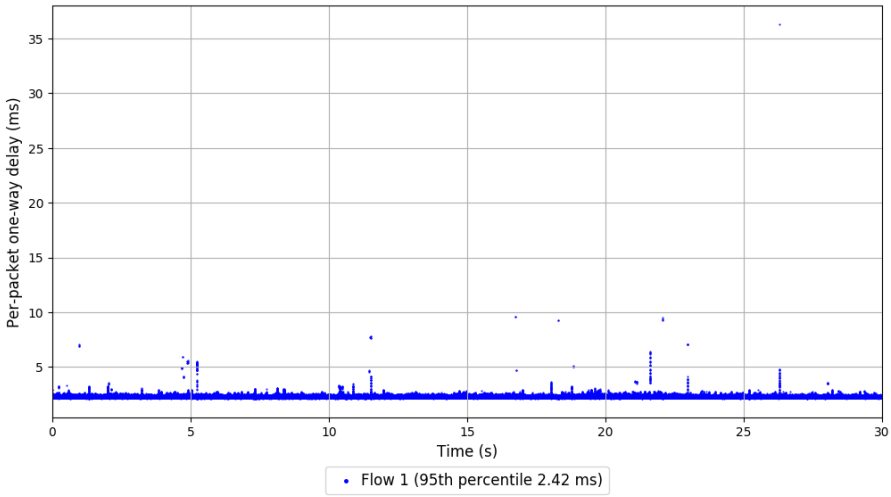

```
Run 9: Statistics of Copa

Start at: Mon, 24 Jul 2017 22:26:06 +0000
End at: Mon, 24 Jul 2017 22:26:36 +0000
Local clock offset: -1.972 ms
Remote clock offset: 0.74 ms

# Below is generated by plot.py at Tue, 25 Jul 2017 02:14:25 +0000
# Datalink statistics
-- Total of 1 flow:
Average throughput: 63.12 Mbit/s
95th percentile per-packet one-way delay: 2.355 ms
Loss rate: 0.00%
-- Flow 1:
Average throughput: 63.12 Mbit/s
95th percentile per-packet one-way delay: 2.355 ms
Loss rate: 0.00%
```

Run 9: Report of Copa — Data Link

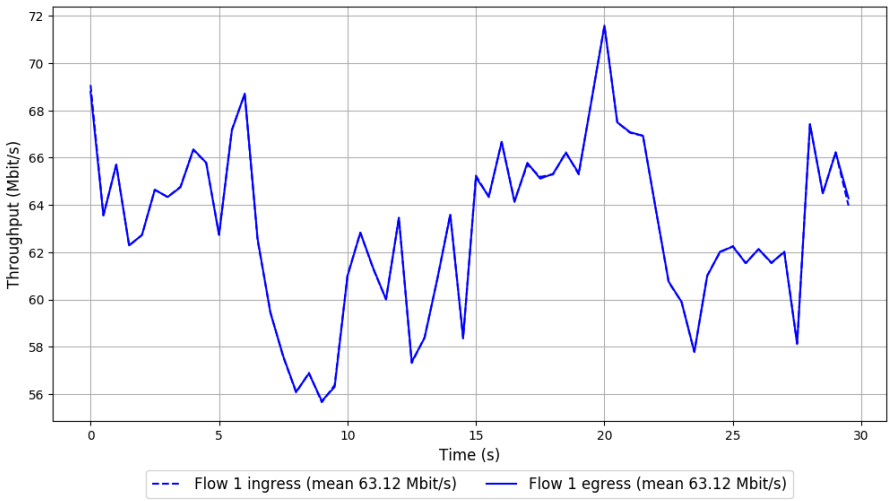

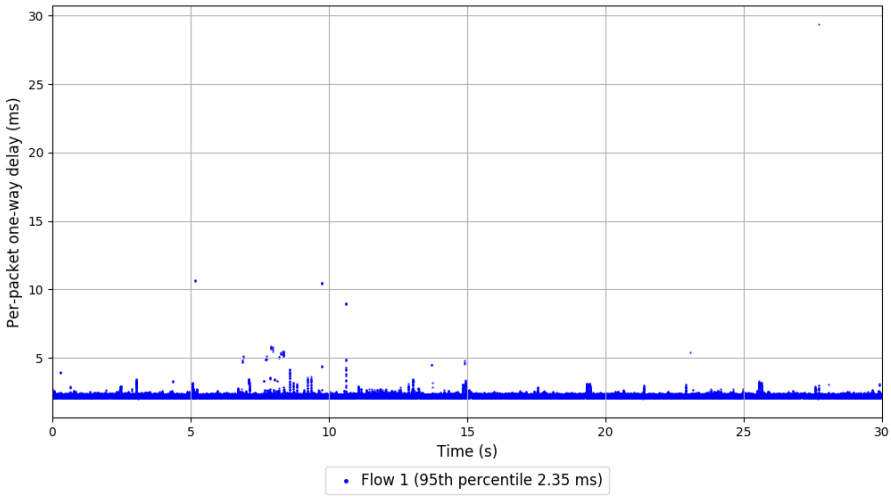

```
Run 10: Statistics of Copa

Start at: Mon, 24 Jul 2017 22:43:05 +0000
End at: Mon, 24 Jul 2017 22:43:35 +0000
Local clock offset: -1.99 ms
Remote clock offset: 0.743 ms

# Below is generated by plot.py at Tue, 25 Jul 2017 02:14:25 +0000
# Datalink statistics
-- Total of 1 flow:
Average throughput: 65.91 Mbit/s
95th percentile per-packet one-way delay: 2.336 ms
Loss rate: 0.00%
-- Flow 1:
Average throughput: 65.91 Mbit/s
95th percentile per-packet one-way delay: 2.336 ms
Loss rate: 0.00%
```

Run 10: Report of Copa — Data Link

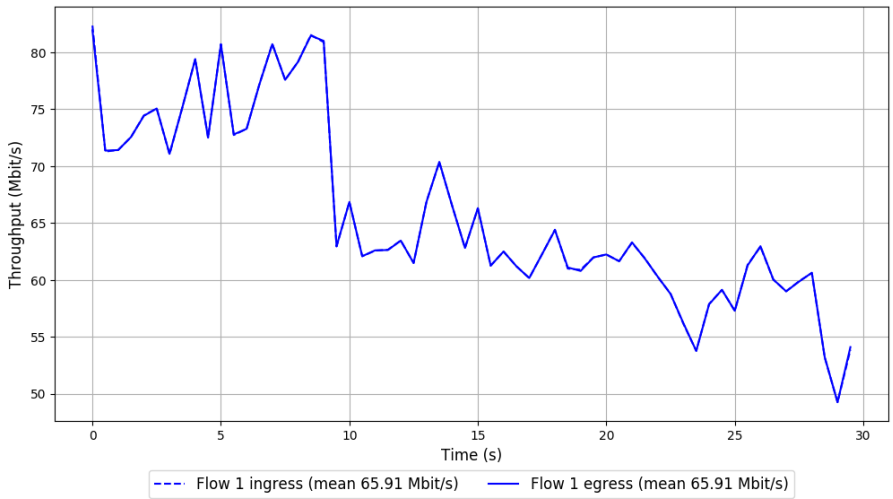

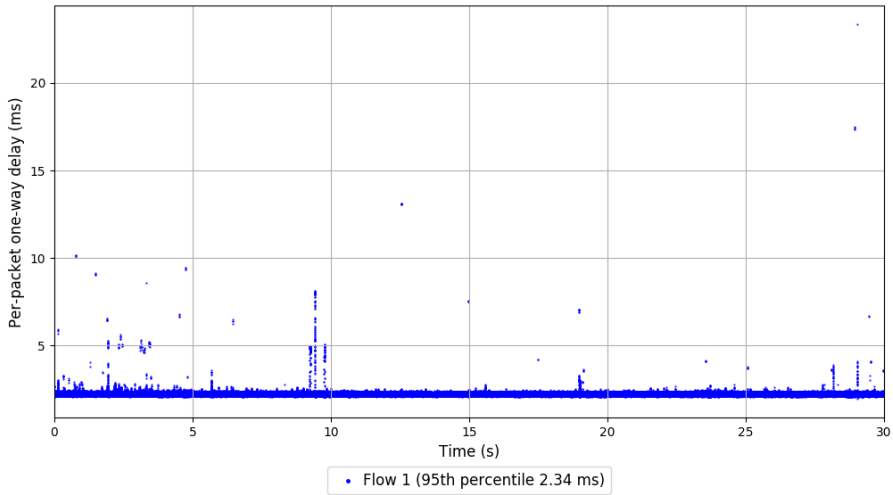

```
Run 1: Statistics of TCP Cubic

Start at: Mon, 24 Jul 2017 20:14:55 +0000
End at: Mon, 24 Jul 2017 20:15:25 +0000
Local clock offset: -0.206 ms
Remote clock offset: 2.441 ms

# Below is generated by plot.py at Tue, 25 Jul 2017 02:14:39 +0000
# Datalink statistics
-- Total of 1 flow:
Average throughput: 97.41 Mbit/s
95th percentile per-packet one-way delay: 41.885 ms
Loss rate: 0.72%
-- Flow 1:
Average throughput: 97.41 Mbit/s
95th percentile per-packet one-way delay: 41.885 ms
Loss rate: 0.72%
```

Run 1: Report of TCP Cubic — Data Link

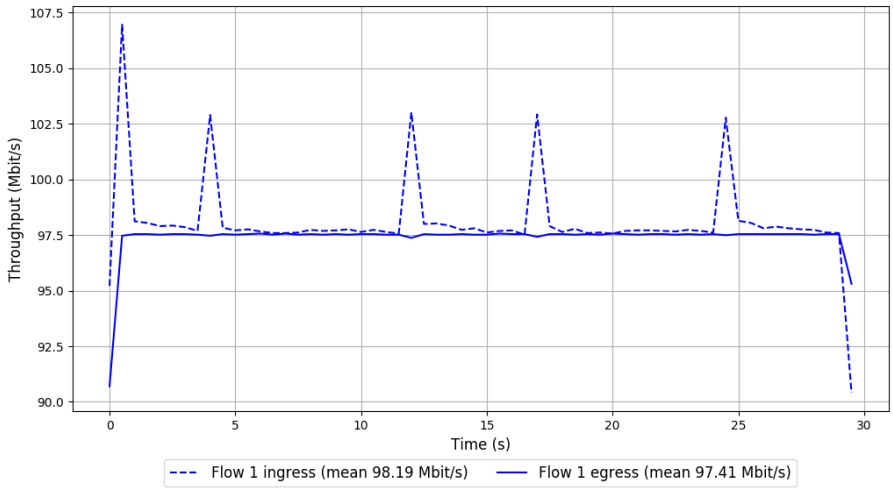

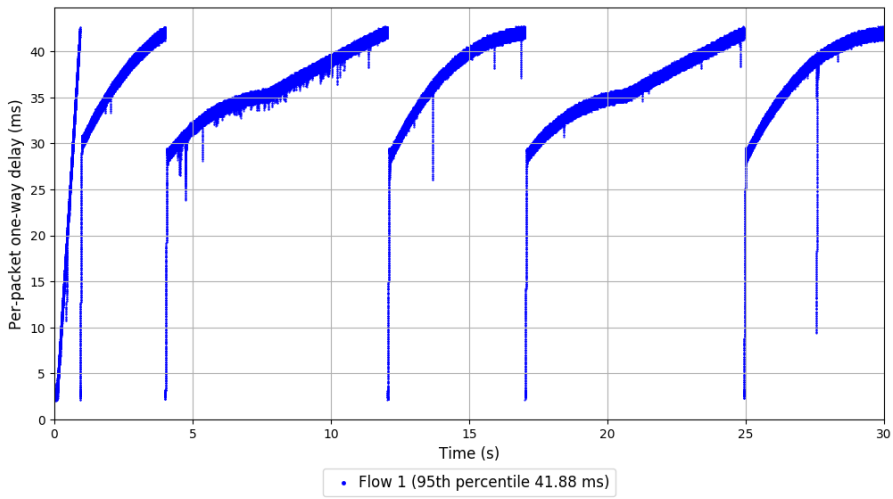

```
Run 2: Statistics of TCP Cubic

Start at: Mon, 24 Jul 2017 20:31:53 +0000
End at: Mon, 24 Jul 2017 20:32:23 +0000
Local clock offset: -0.103 ms
Remote clock offset: 1.806 ms

# Below is generated by plot.py at Tue, 25 Jul 2017 02:14:39 +0000
# Datalink statistics
-- Total of 1 flow:
Average throughput: 97.47 Mbit/s
95th percentile per-packet one-way delay: 41.656 ms
Loss rate: 0.83%
-- Flow 1:
Average throughput: 97.47 Mbit/s
95th percentile per-packet one-way delay: 41.656 ms
Loss rate: 0.83%
```

Run 2: Report of TCP Cubic — Data Link

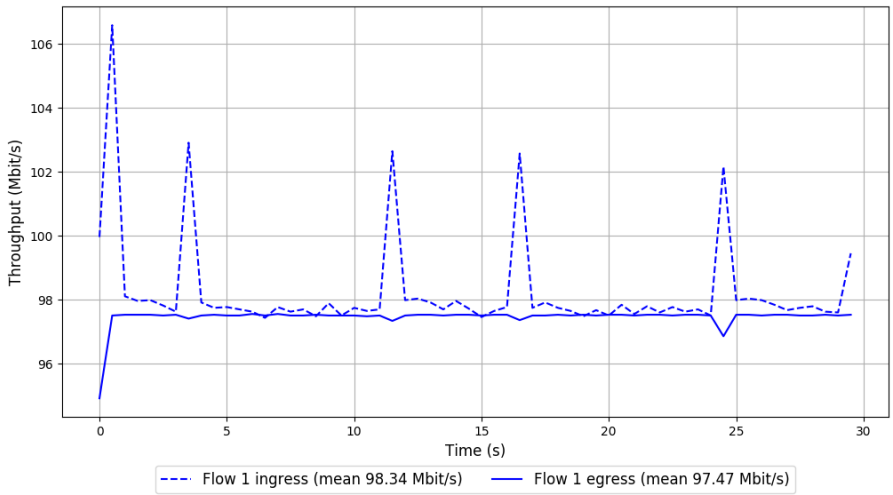

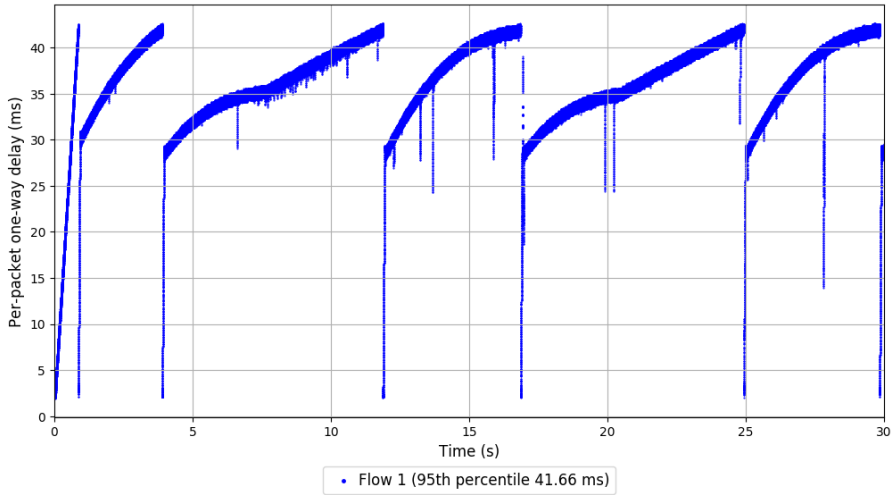

```
Run 3: Statistics of TCP Cubic

Start at: Mon, 24 Jul 2017 20:48:50 +0000
End at: Mon, 24 Jul 2017 20:49:20 +0000
Local clock offset: -0.384 ms
Remote clock offset: 1.149 ms

# Below is generated by plot.py at Tue, 25 Jul 2017 02:14:52 +0000
# Datalink statistics
-- Total of 1 flow:
Average throughput: 97.48 Mbit/s
95th percentile per-packet one-way delay: 41.827 ms
Loss rate: 0.70%
-- Flow 1:
Average throughput: 97.48 Mbit/s
95th percentile per-packet one-way delay: 41.827 ms
Loss rate: 0.70%
```

Run 3: Report of TCP Cubic — Data Link

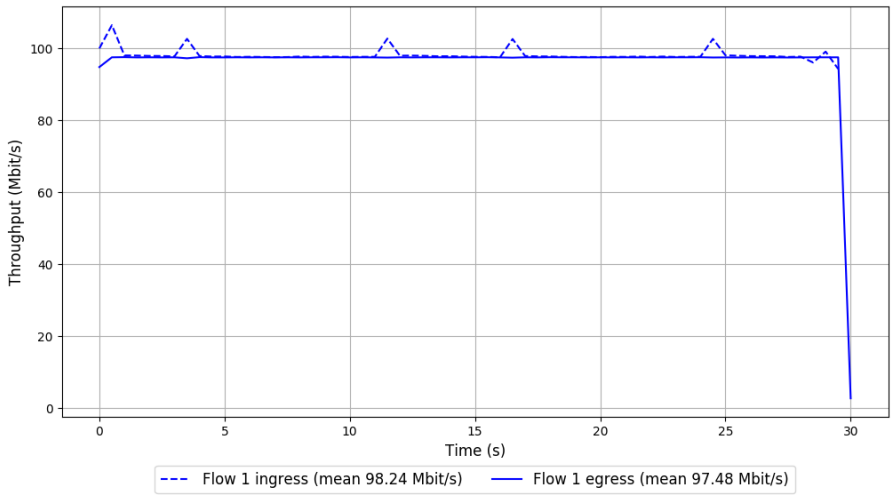

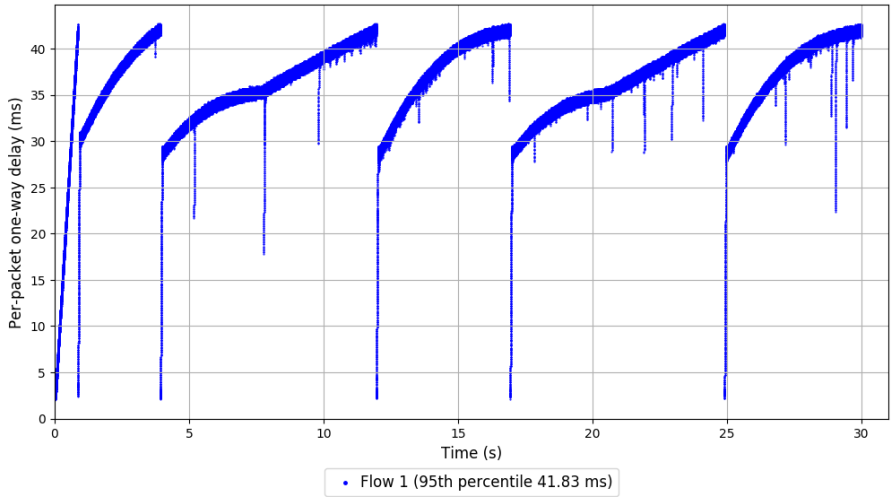

```
Run 4: Statistics of TCP Cubic

Start at: Mon, 24 Jul 2017 21:05:45 +0000
End at: Mon, 24 Jul 2017 21:06:15 +0000
Local clock offset: -0.892 ms
Remote clock offset: 0.987 ms

# Below is generated by plot.py at Tue, 25 Jul 2017 02:14:52 +0000
# Datalink statistics
-- Total of 1 flow:
Average throughput: 97.49 Mbit/s
95th percentile per-packet one-way delay: 41.770 ms
Loss rate: 0.73%
-- Flow 1:
Average throughput: 97.49 Mbit/s
95th percentile per-packet one-way delay: 41.770 ms
Loss rate: 0.73%
```

Run 4: Report of TCP Cubic — Data Link

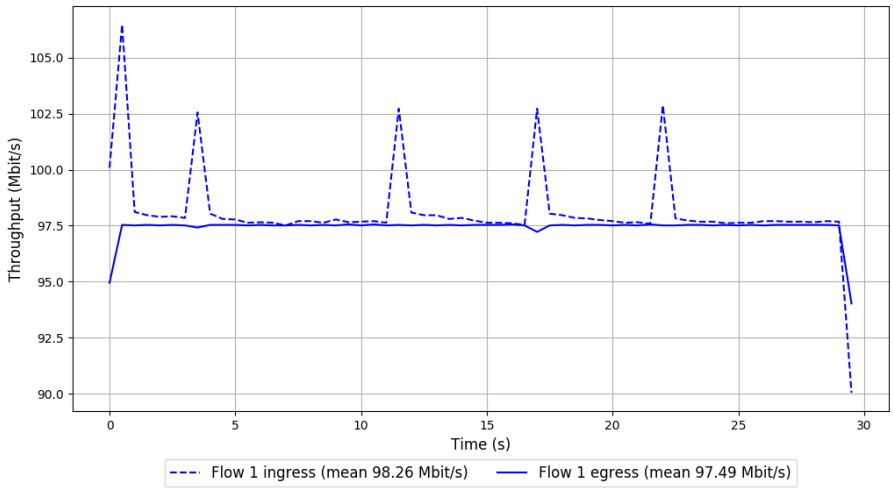

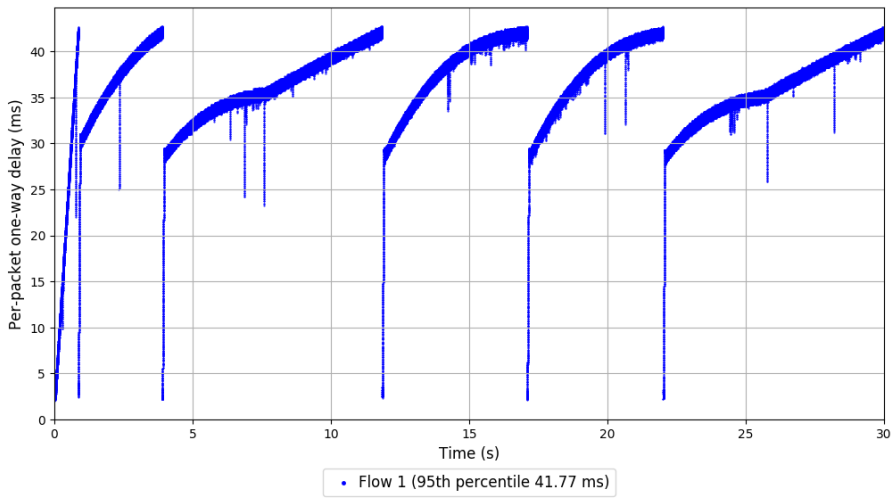

```
Run 5: Statistics of TCP Cubic

Start at: Mon, 24 Jul 2017 21:22:48 +0000
End at: Mon, 24 Jul 2017 21:23:18 +0000
Local clock offset: -1.34 ms
Remote clock offset: 0.947 ms

# Below is generated by plot.py at Tue, 25 Jul 2017 02:15:05 +0000
# Datalink statistics
-- Total of 1 flow:
Average throughput: 97.48 Mbit/s
95th percentile per-packet one-way delay: 41.789 ms
Loss rate: 0.73%
-- Flow 1:
Average throughput: 97.48 Mbit/s
95th percentile per-packet one-way delay: 41.789 ms
Loss rate: 0.73%
```

Run 5: Report of TCP Cubic — Data Link

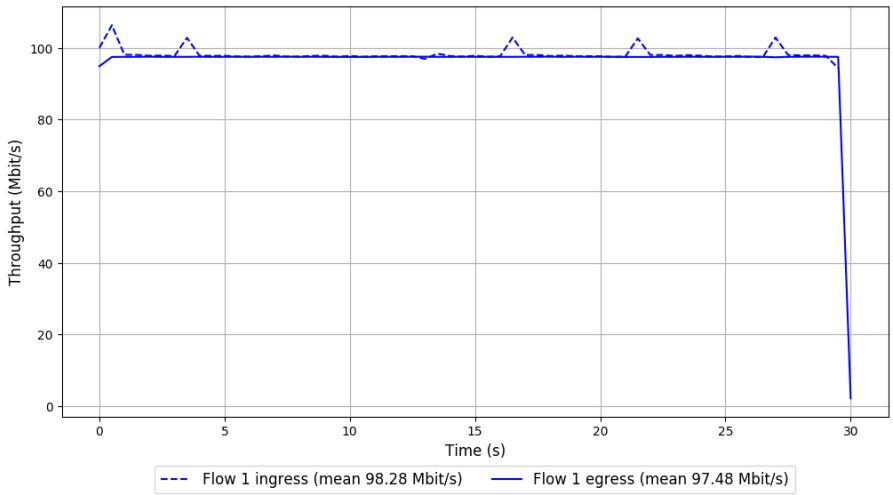

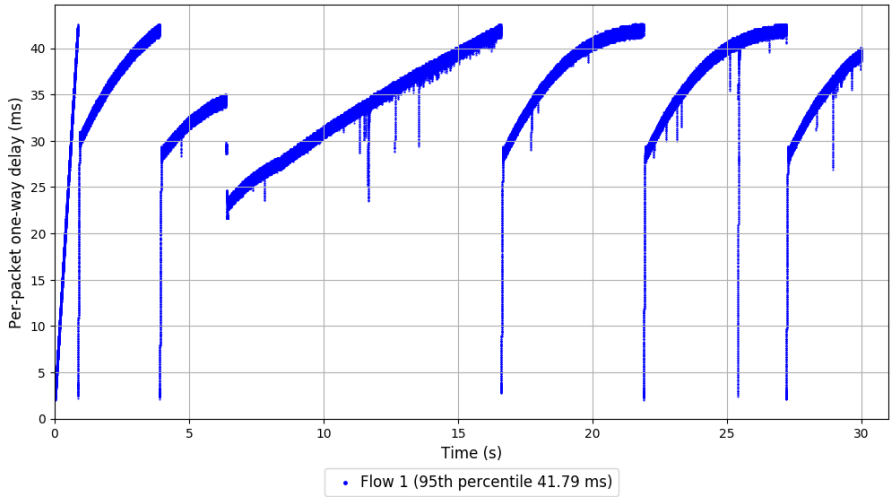

```
Run 6: Statistics of TCP Cubic

Start at: Mon, 24 Jul 2017 21:39:47 +0000
End at: Mon, 24 Jul 2017 21:40:17 +0000
Local clock offset: -1.855 ms
Remote clock offset: 0.983 ms

# Below is generated by plot.py at Tue, 25 Jul 2017 02:15:06 +0000
# Datalink statistics
-- Total of 1 flow:
Average throughput: 97.48 Mbit/s
95th percentile per-packet one-way delay: 41.861 ms
Loss rate: 0.72%
-- Flow 1:
Average throughput: 97.48 Mbit/s
95th percentile per-packet one-way delay: 41.861 ms
Loss rate: 0.72%
```

Run 6: Report of TCP Cubic — Data Link

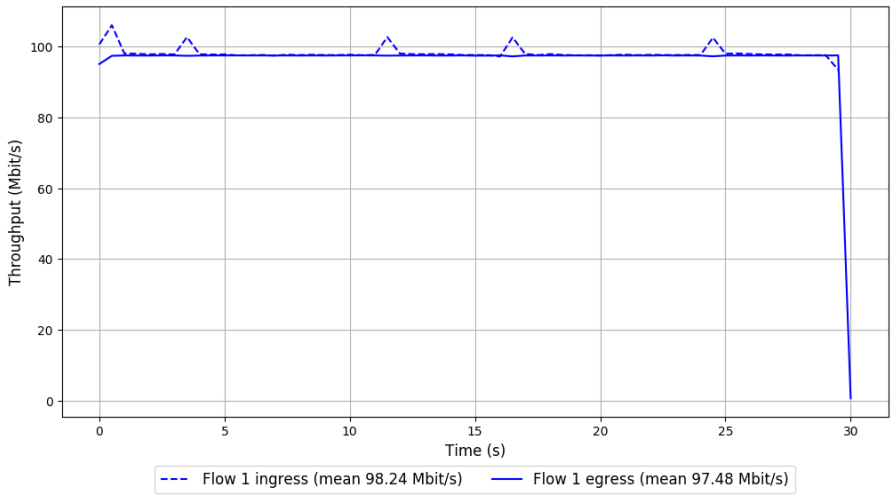

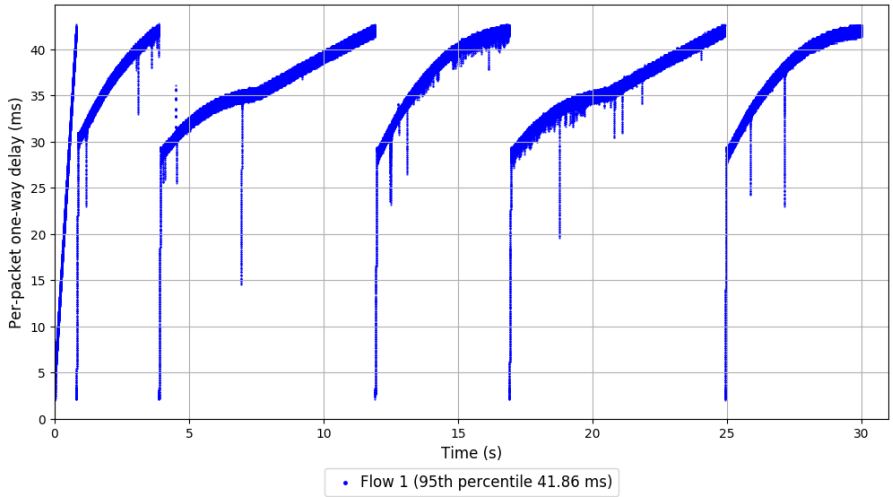

```
Run 7: Statistics of TCP Cubic

Start at: Mon, 24 Jul 2017 21:56:50 +0000
End at: Mon, 24 Jul 2017 21:57:20 +0000
Local clock offset: -2.053 ms
Remote clock offset: 0.874 ms

# Below is generated by plot.py at Tue, 25 Jul 2017 02:15:19 +0000
# Datalink statistics
-- Total of 1 flow:
Average throughput: 97.49 Mbit/s
95th percentile per-packet one-way delay: 41.759 ms
Loss rate: 0.72%
-- Flow 1:
Average throughput: 97.49 Mbit/s
95th percentile per-packet one-way delay: 41.759 ms
Loss rate: 0.72%
```

Run 7: Report of TCP Cubic — Data Link

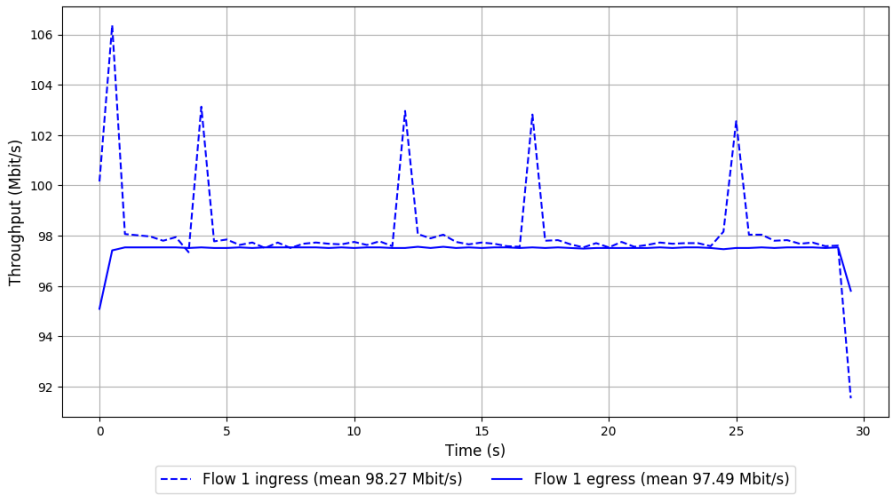

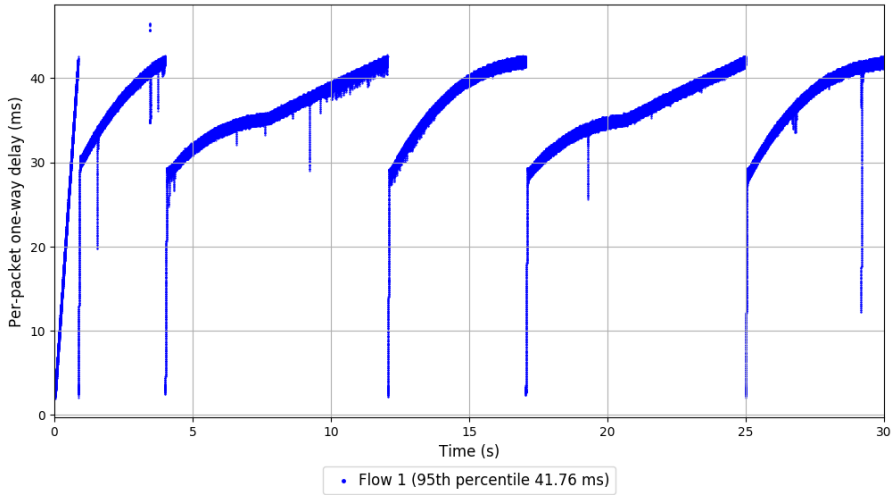

```
Run 8: Statistics of TCP Cubic

Start at: Mon, 24 Jul 2017 22:13:51 +0000
End at: Mon, 24 Jul 2017 22:14:21 +0000
Local clock offset: -2.043 ms
Remote clock offset: 0.753 ms

# Below is generated by plot.py at Tue, 25 Jul 2017 02:15:19 +0000
# Datalink statistics
-- Total of 1 flow:
Average throughput: 97.48 Mbit/s
95th percentile per-packet one-way delay: 41.854 ms
Loss rate: 0.72%
-- Flow 1:
Average throughput: 97.48 Mbit/s
95th percentile per-packet one-way delay: 41.854 ms
Loss rate: 0.72%
```

Run 8: Report of TCP Cubic — Data Link

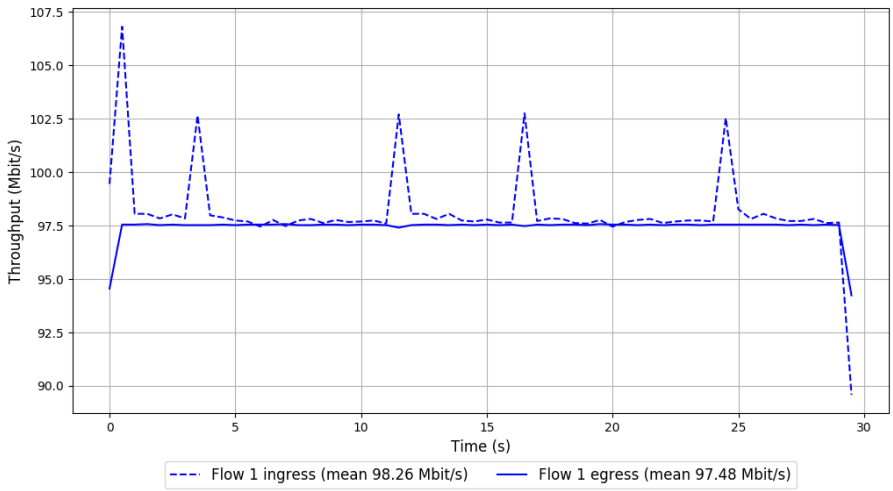

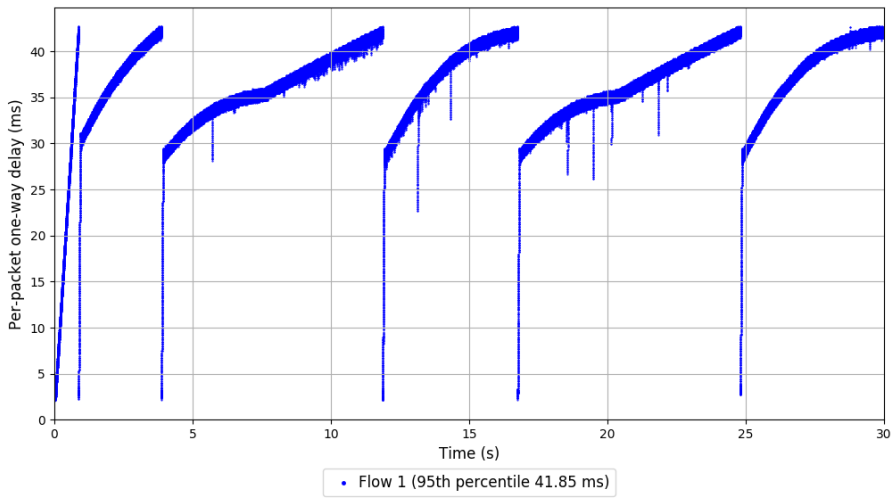

```
Run 9: Statistics of TCP Cubic

Start at: Mon, 24 Jul 2017 22:30:49 +0000
End at: Mon, 24 Jul 2017 22:31:19 +0000
Local clock offset: -2.051 ms
Remote clock offset: 0.705 ms

# Below is generated by plot.py at Tue, 25 Jul 2017 02:15:33 +0000
# Datalink statistics
-- Total of 1 flow:
Average throughput: 97.47 Mbit/s
95th percentile per-packet one-way delay: 41.926 ms
Loss rate: 0.71%
-- Flow 1:
Average throughput: 97.47 Mbit/s
95th percentile per-packet one-way delay: 41.926 ms
Loss rate: 0.71%
```

Run 9: Report of TCP Cubic — Data Link

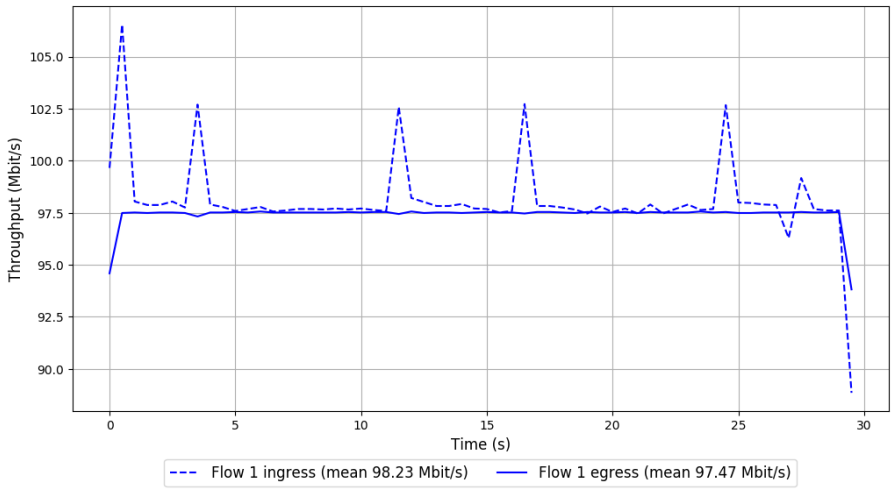

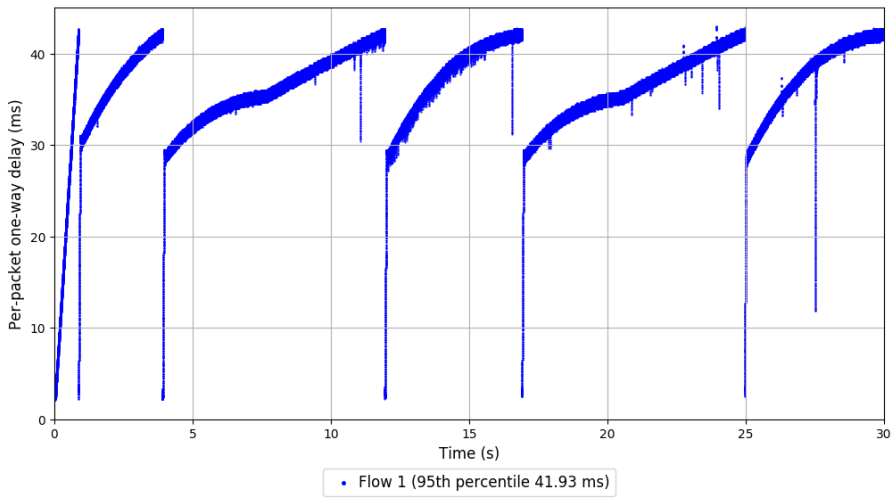

```
Run 10: Statistics of TCP Cubic

Start at: Mon, 24 Jul 2017 22:47:48 +0000
End at: Mon, 24 Jul 2017 22:48:18 +0000
Local clock offset: -2.1 ms
Remote clock offset: 0.582 ms

# Below is generated by plot.py at Tue, 25 Jul 2017 02:15:33 +0000
# Datalink statistics
-- Total of 1 flow:
Average throughput: 97.48 Mbit/s
95th percentile per-packet one-way delay: 41.604 ms
Loss rate: 0.72%
-- Flow 1:
Average throughput: 97.48 Mbit/s
95th percentile per-packet one-way delay: 41.604 ms
Loss rate: 0.72%
```

Run 10: Report of TCP Cubic — Data Link

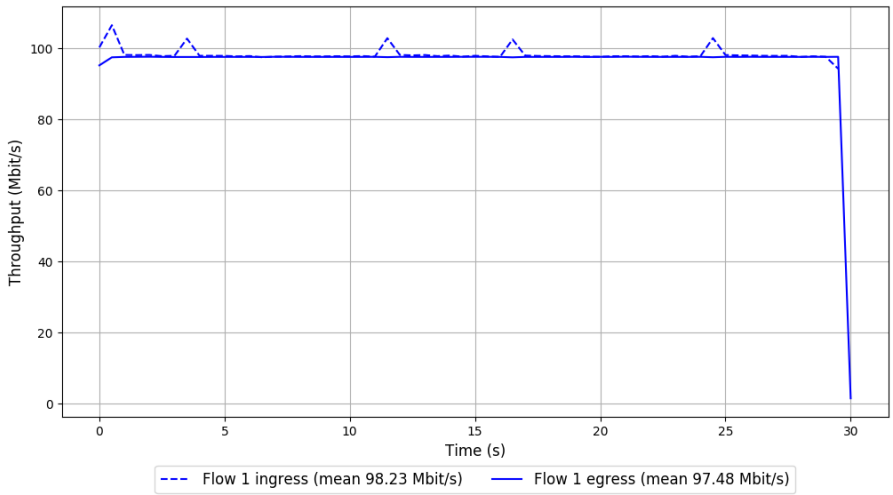

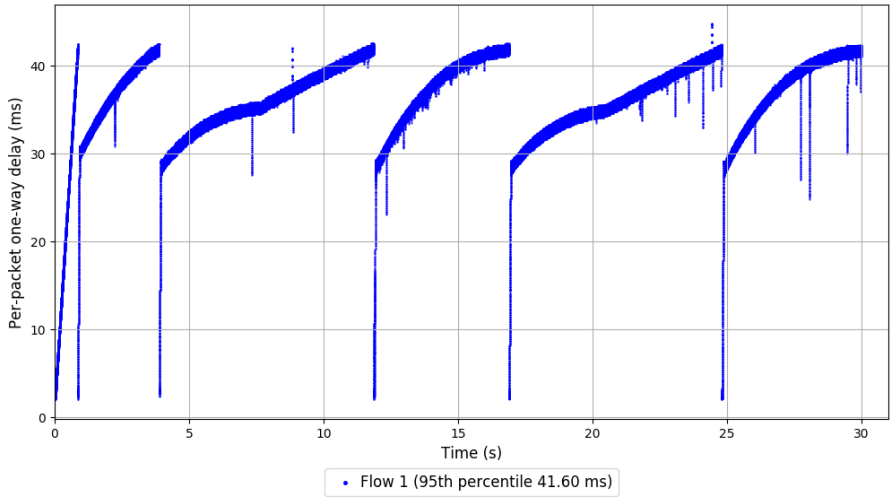

```
Run 1: Statistics of KohoCC

Start at: Mon, 24 Jul 2017 20:06:50 +0000
End at: Mon, 24 Jul 2017 20:07:20 +0000
Local clock offset: -0.219 ms
Remote clock offset: 2.523 ms

# Below is generated by plot.py at Tue, 25 Jul 2017 02:15:38 +0000
# Datalink statistics
-- Total of 1 flow:
Average throughput: 42.91 Mbit/s
95th percentile per-packet one-way delay: 2.378 ms
Loss rate: 0.00%
-- Flow 1:
Average throughput: 42.91 Mbit/s
95th percentile per-packet one-way delay: 2.378 ms
Loss rate: 0.00%
```

Run 1: Report of KohoCC — Data Link

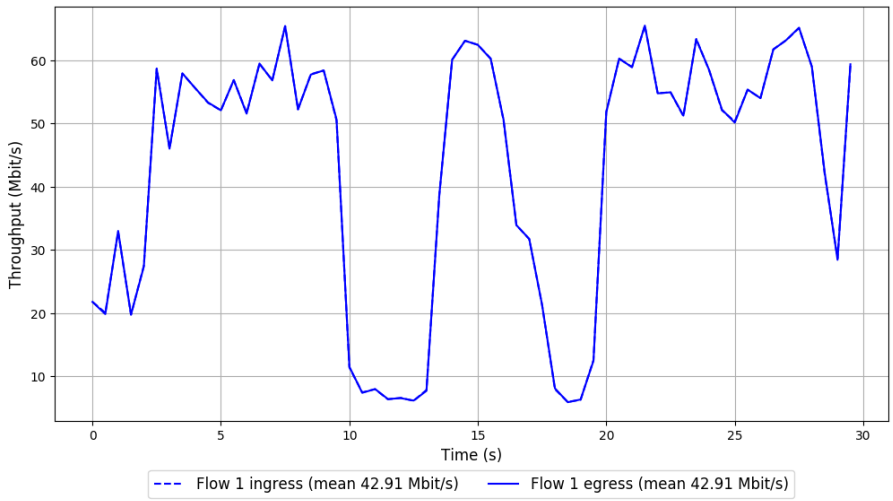

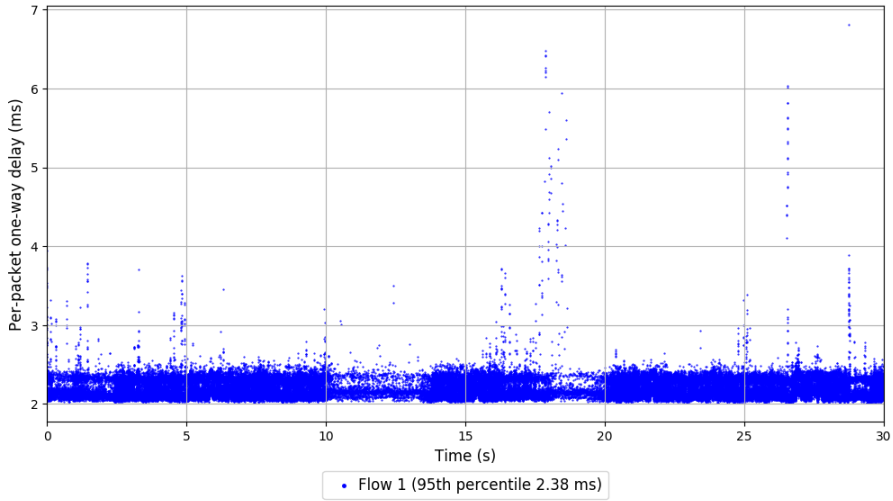

```
Run 2: Statistics of KohoCC

Start at: Mon, 24 Jul 2017 20:23:53 +0000
End at: Mon, 24 Jul 2017 20:24:23 +0000
Local clock offset: -0.179 ms
Remote clock offset: 1.948 ms

# Below is generated by plot.py at Tue, 25 Jul 2017 02:15:38 +0000
# Datalink statistics
-- Total of 1 flow:
Average throughput: 37.75 Mbit/s
95th percentile per-packet one-way delay: 3.128 ms
Loss rate: 0.00%
-- Flow 1:
Average throughput: 37.75 Mbit/s
95th percentile per-packet one-way delay: 3.128 ms
Loss rate: 0.00%
```

Run 2: Report of KohoCC — Data Link

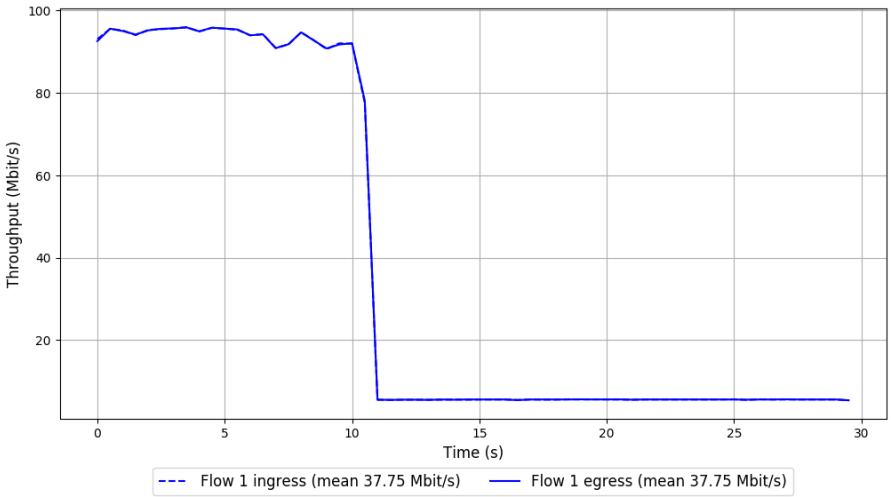

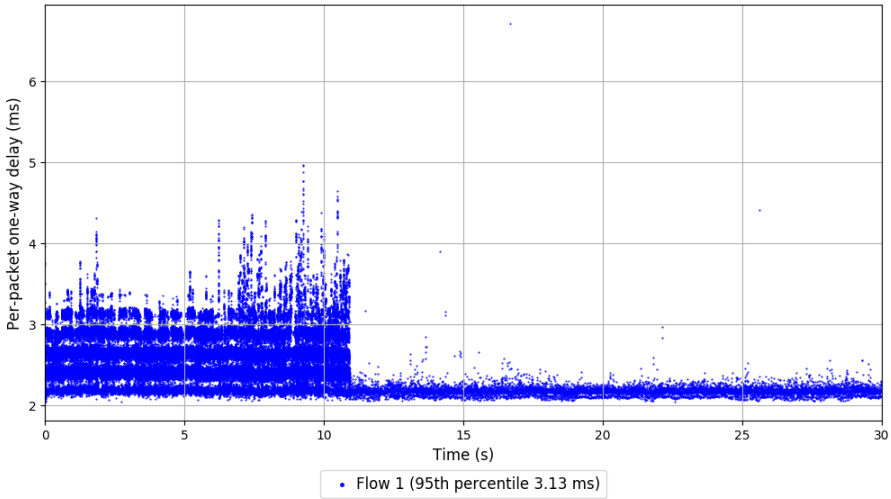

```
Run 3: Statistics of KohoCC

Start at: Mon, 24 Jul 2017 20:40:52 +0000
End at: Mon, 24 Jul 2017 20:41:23 +0000
Local clock offset: -0.149 ms
Remote clock offset: 1.44 ms

# Below is generated by plot.py at Tue, 25 Jul 2017 02:15:40 +0000
# Datalink statistics
-- Total of 1 flow:
Average throughput: 5.59 Mbit/s
95th percentile per-packet one-way delay: 2.283 ms
Loss rate: 0.00%
-- Flow 1:
Average throughput: 5.59 Mbit/s
95th percentile per-packet one-way delay: 2.283 ms
Loss rate: 0.00%
```

Run 3: Report of KohoCC — Data Link

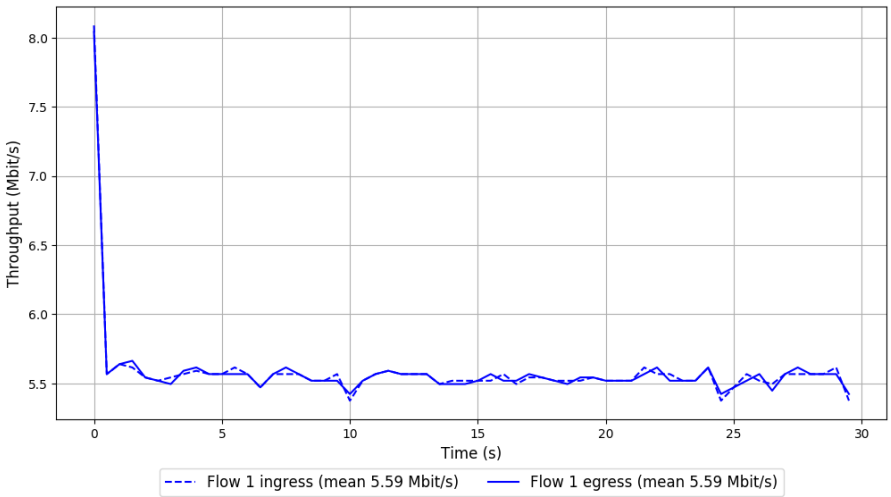

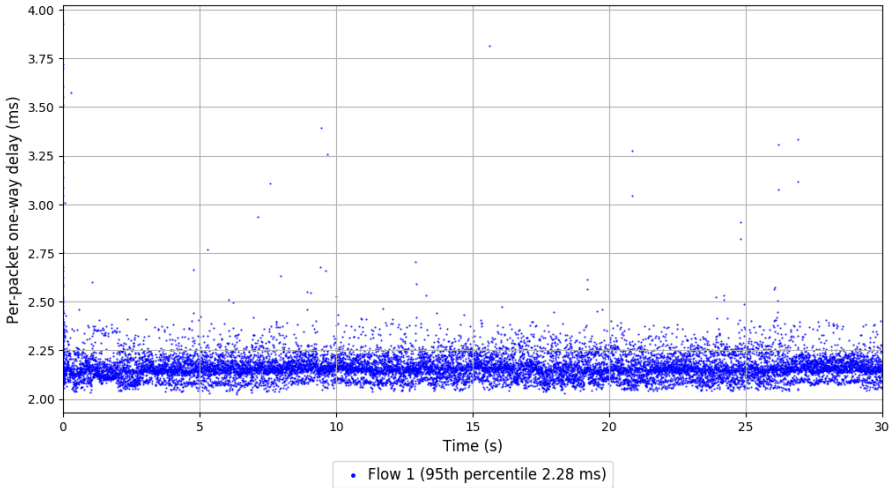

```
Run 4: Statistics of KohoCC

Start at: Mon, 24 Jul 2017 20:57:49 +0000
End at: Mon, 24 Jul 2017 20:58:19 +0000
Local clock offset: -0.709 ms
Remote clock offset: 1.044 ms

# Below is generated by plot.py at Tue, 25 Jul 2017 02:15:40 +0000
# Datalink statistics
-- Total of 1 flow:
Average throughput: 5.85 Mbit/s
95th percentile per-packet one-way delay: 2.433 ms
Loss rate: 0.00%
-- Flow 1:
Average throughput: 5.85 Mbit/s
95th percentile per-packet one-way delay: 2.433 ms
Loss rate: 0.00%
```

Run 4: Report of KohoCC — Data Link

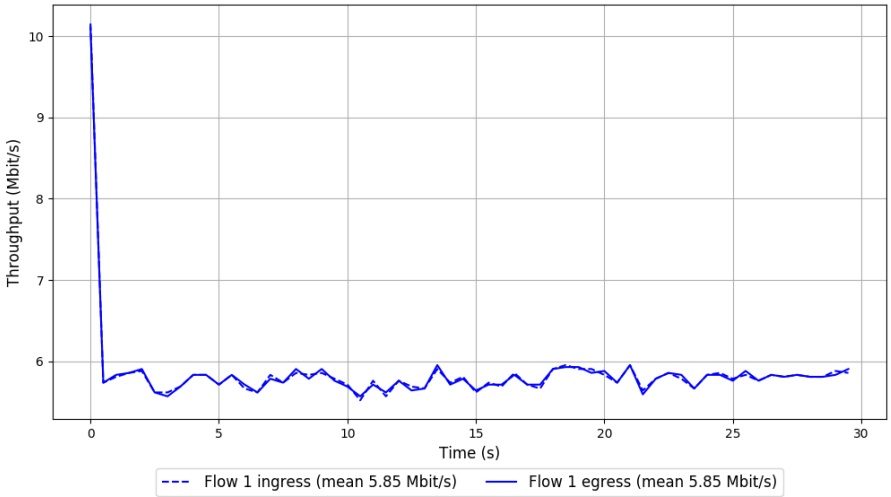

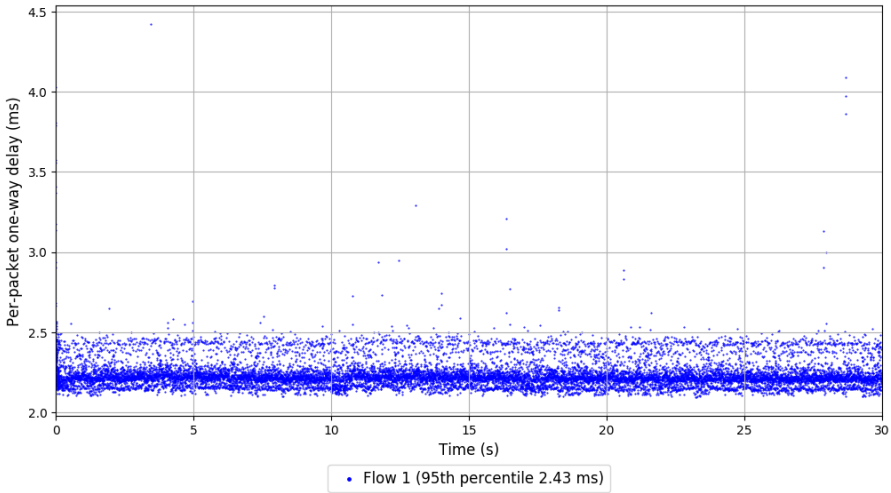

```
Run 5: Statistics of KohoCC

Start at: Mon, 24 Jul 2017 21:14:44 +0000
End at: Mon, 24 Jul 2017 21:15:14 +0000
Local clock offset: -1.021 ms
Remote clock offset: 0.931 ms

# Below is generated by plot.py at Tue, 25 Jul 2017 02:15:53 +0000
# Datalink statistics
-- Total of 1 flow:
Average throughput: 87.45 Mbit/s
95th percentile per-packet one-way delay: 2.682 ms
Loss rate: 0.00%
-- Flow 1:
Average throughput: 87.45 Mbit/s
95th percentile per-packet one-way delay: 2.682 ms
Loss rate: 0.00%
```

Run 5: Report of KohoCC — Data Link

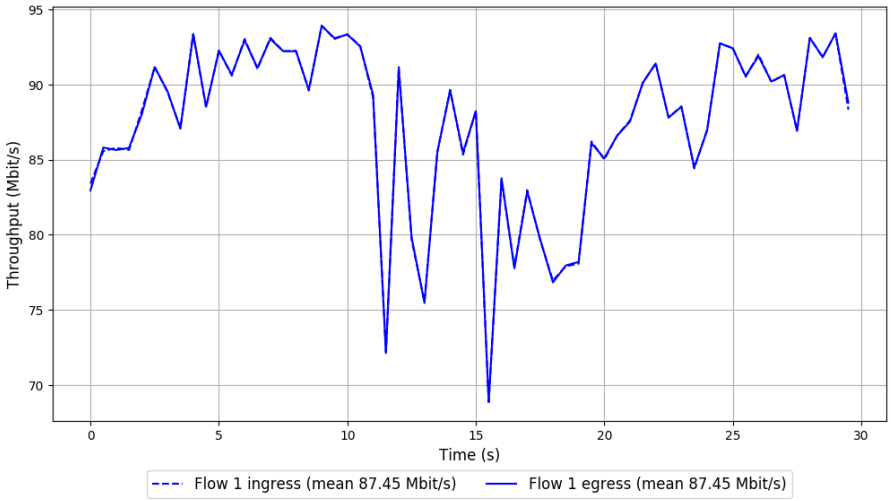

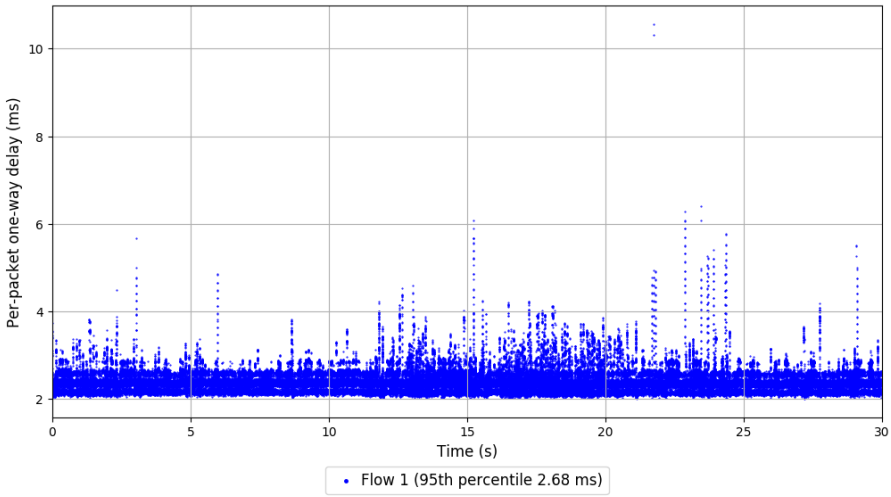

```
Run 6: Statistics of KohoCC

Start at: Mon, 24 Jul 2017 21:31:46 +0000
End at: Mon, 24 Jul 2017 21:32:16 +0000
Local clock offset: -1.708 ms
Remote clock offset: 0.981 ms

# Below is generated by plot.py at Tue, 25 Jul 2017 02:15:53 +0000
# Datalink statistics
-- Total of 1 flow:
Average throughput: 5.73 Mbit/s
95th percentile per-packet one-way delay: 2.380 ms
Loss rate: 0.01%
-- Flow 1:
Average throughput: 5.73 Mbit/s
95th percentile per-packet one-way delay: 2.380 ms
Loss rate: 0.01%
```

Run 6: Report of KohoCC — Data Link

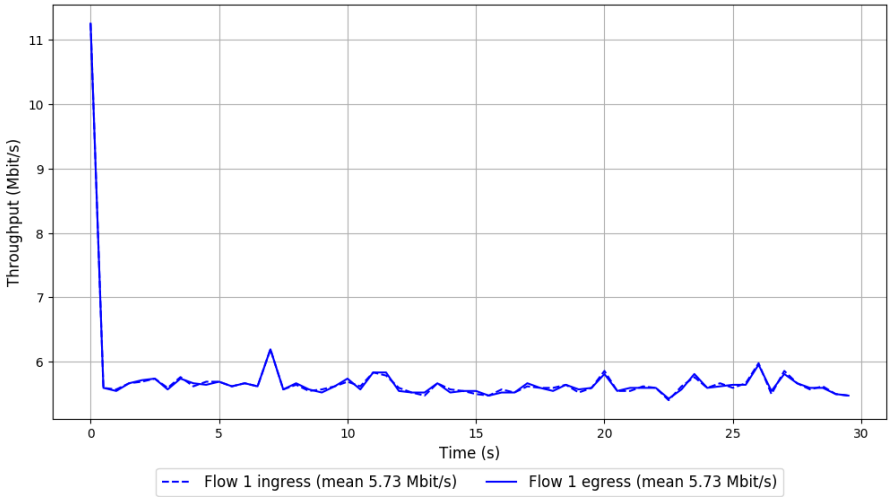

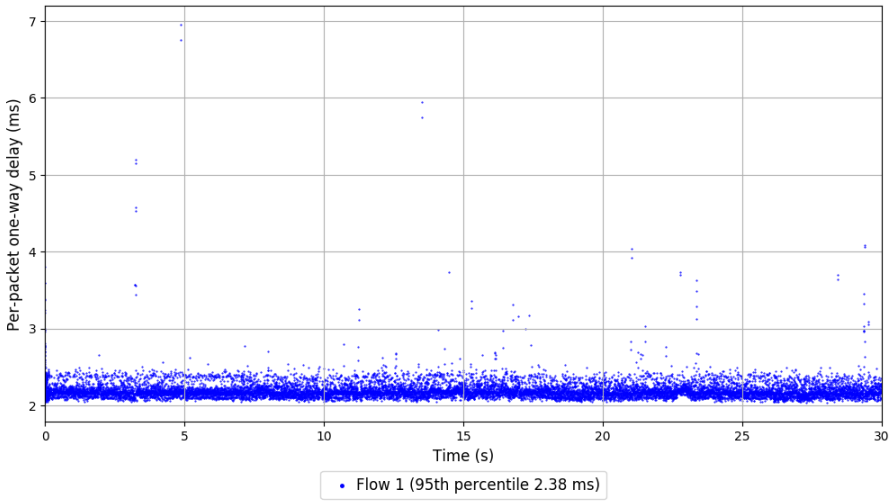

```
Run 7: Statistics of KohoCC

Start at: Mon, 24 Jul 2017 21:48:46 +0000
End at: Mon, 24 Jul 2017 21:49:16 +0000
Local clock offset: -2.094 ms
Remote clock offset: 0.912 ms

# Below is generated by plot.py at Tue, 25 Jul 2017 02:15:53 +0000
# Datalink statistics
-- Total of 1 flow:
Average throughput: 90.25 Mbit/s
95th percentile per-packet one-way delay: 2.780 ms
Loss rate: 0.01%
-- Flow 1:
Average throughput: 90.25 Mbit/s
95th percentile per-packet one-way delay: 2.780 ms
Loss rate: 0.01%
```

Run 7: Report of KohoCC — Data Link

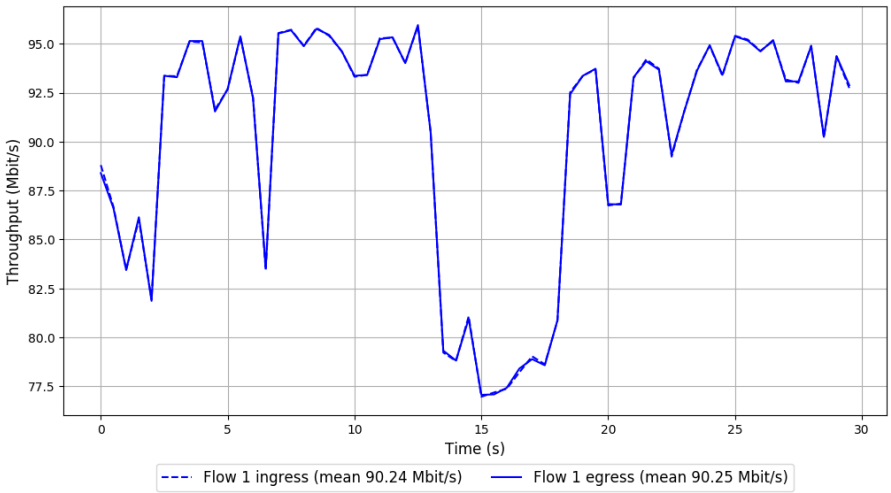

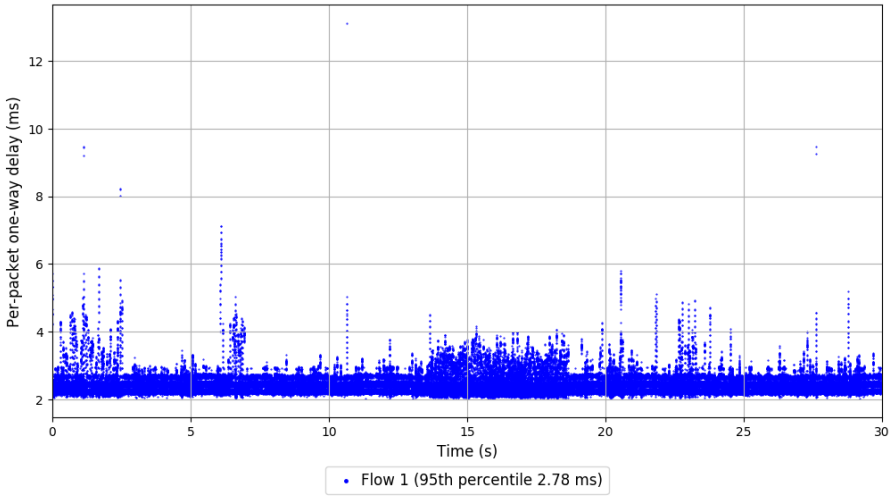

```
Run 8: Statistics of KohoCC

Start at: Mon, 24 Jul 2017 22:05:49 +0000
End at: Mon, 24 Jul 2017 22:06:19 +0000
Local clock offset: -2.053 ms
Remote clock offset: 0.838 ms

# Below is generated by plot.py at Tue, 25 Jul 2017 02:16:02 +0000
# Datalink statistics
-- Total of 1 flow:
Average throughput: 73.32 Mbit/s
95th percentile per-packet one-way delay: 2.546 ms
Loss rate: 0.00%
-- Flow 1:
Average throughput: 73.32 Mbit/s
95th percentile per-packet one-way delay: 2.546 ms
Loss rate: 0.00%
```

Run 8: Report of KohoCC — Data Link

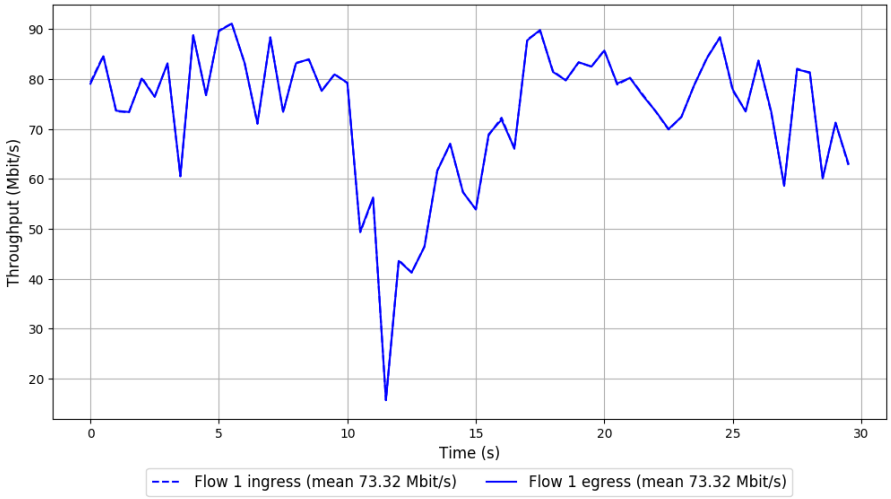

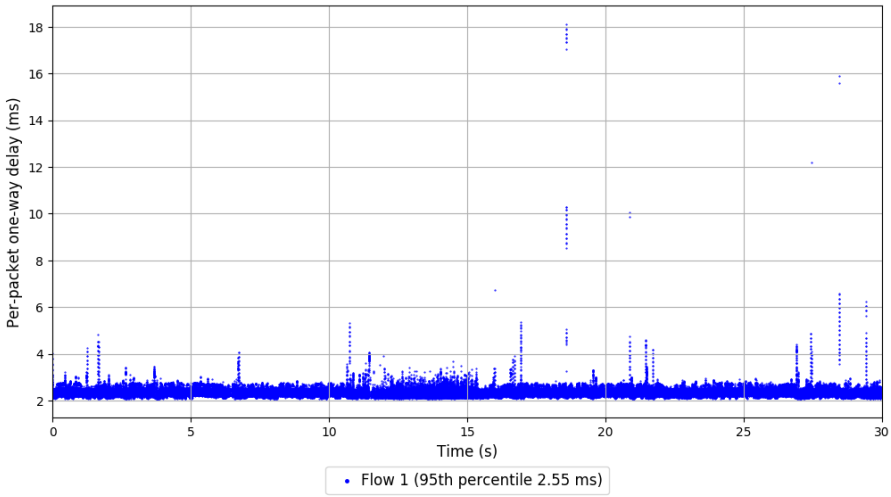

```
Run 9: Statistics of KohoCC

Start at: Mon, 24 Jul 2017 22:22:50 +0000
End at: Mon, 24 Jul 2017 22:23:20 +0000
Local clock offset: -2.11 ms
Remote clock offset: 0.685 ms

# Below is generated by plot.py at Tue, 25 Jul 2017 02:16:02 +0000
# Datalink statistics
-- Total of 1 flow:
Average throughput: 9.33 Mbit/s
95th percentile per-packet one-way delay: 2.435 ms
Loss rate: 0.00%
-- Flow 1:
Average throughput: 9.33 Mbit/s
95th percentile per-packet one-way delay: 2.435 ms
Loss rate: 0.00%
```

Run 9: Report of KohoCC — Data Link

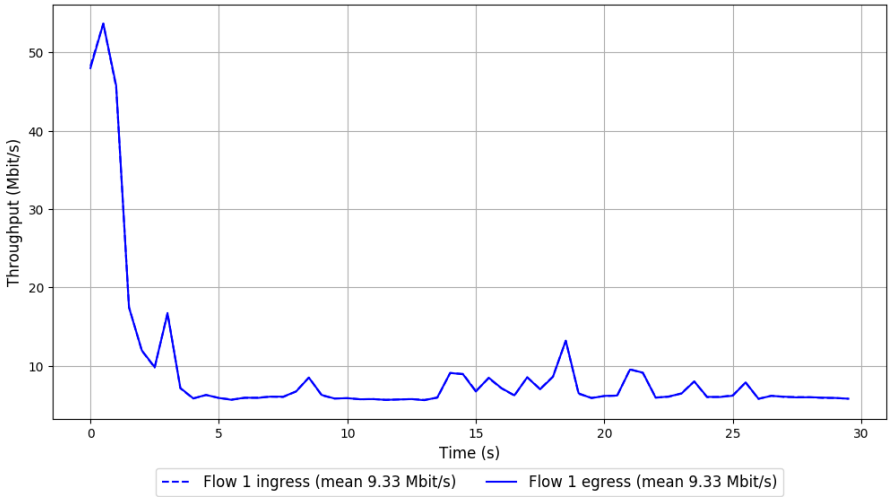

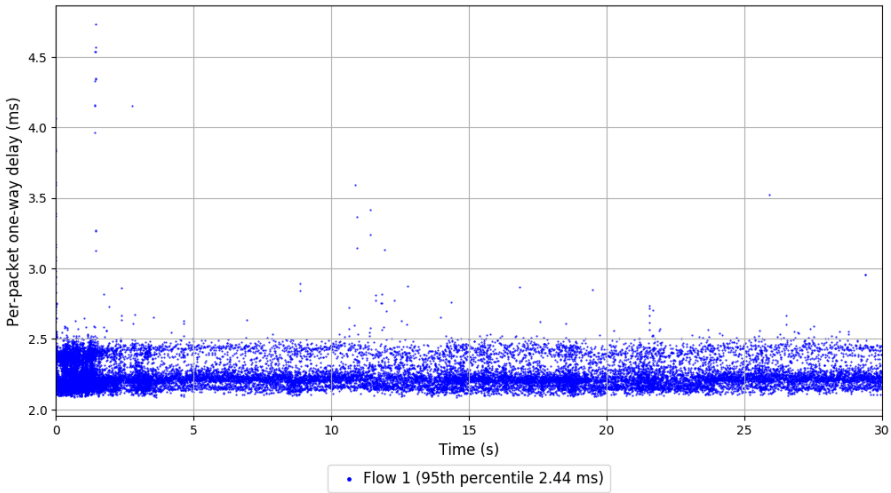

```
Run 10: Statistics of KohoCC

Start at: Mon, 24 Jul 2017 22:39:48 +0000
End at: Mon, 24 Jul 2017 22:40:18 +0000
Local clock offset: -1.955 ms
Remote clock offset: 0.67 ms

# Below is generated by plot.py at Tue, 25 Jul 2017 02:16:02 +0000
# Datalink statistics
-- Total of 1 flow:
Average throughput: 6.07 Mbit/s
95th percentile per-packet one-way delay: 2.285 ms
Loss rate: 0.00%
-- Flow 1:
Average throughput: 6.07 Mbit/s
95th percentile per-packet one-way delay: 2.285 ms
Loss rate: 0.00%
```

Run 10: Report of KohoCC — Data Link

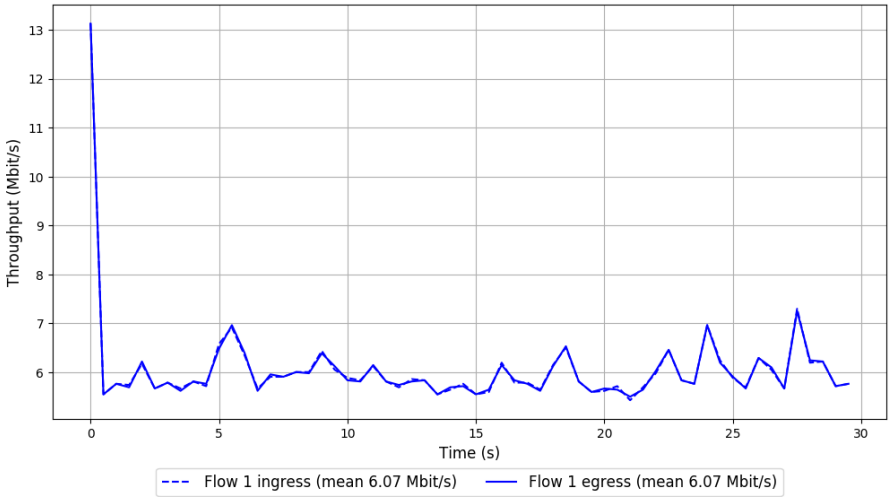

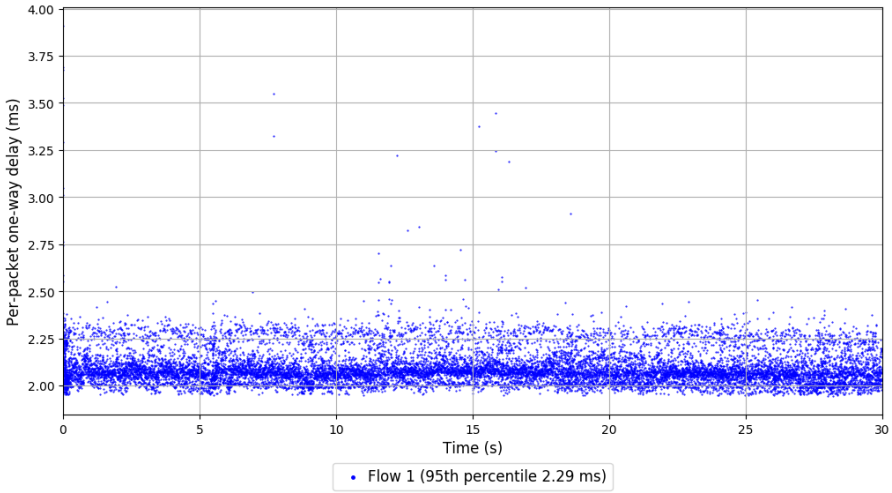

```
Run 1: Statistics of LEDBAT

Start at: Mon, 24 Jul 2017 20:17:15 +0000
End at: Mon, 24 Jul 2017 20:17:45 +0000
Local clock offset: -0.177 ms
Remote clock offset: 2.286 ms

# Below is generated by plot.py at Tue, 25 Jul 2017 02:16:07 +0000
# Datalink statistics
-- Total of 1 flow:
Average throughput: 83.54 Mbit/s
95th percentile per-packet one-way delay: 40.471 ms
Loss rate: 0.66%
-- Flow 1:
Average throughput: 83.54 Mbit/s
95th percentile per-packet one-way delay: 40.471 ms
Loss rate: 0.66%
```

Run 1: Report of LEDBAT — Data Link

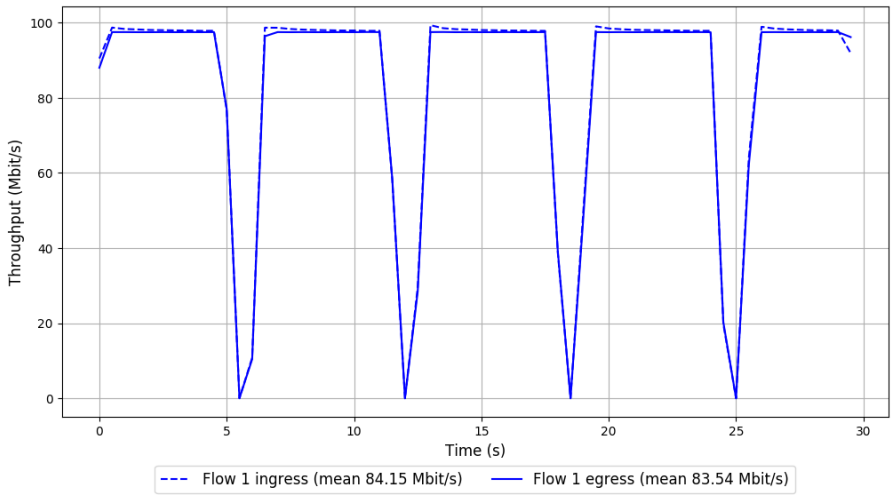

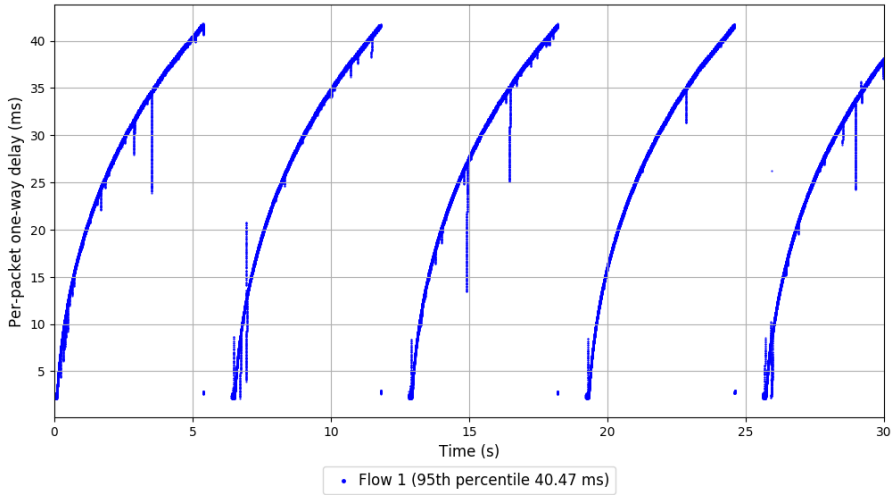

```
Run 2: Statistics of LEDBAT

Start at: Mon, 24 Jul 2017 20:34:13 +0000
End at: Mon, 24 Jul 2017 20:34:43 +0000
Local clock offset: -0.112 ms
Remote clock offset: 1.899 ms

# Below is generated by plot.py at Tue, 25 Jul 2017 02:16:13 +0000
# Datalink statistics
-- Total of 1 flow:
Average throughput: 83.42 Mbit/s
95th percentile per-packet one-way delay: 40.451 ms
Loss rate: 0.64%
-- Flow 1:
Average throughput: 83.42 Mbit/s
95th percentile per-packet one-way delay: 40.451 ms
Loss rate: 0.64%
```

Run 2: Report of LEDBAT — Data Link

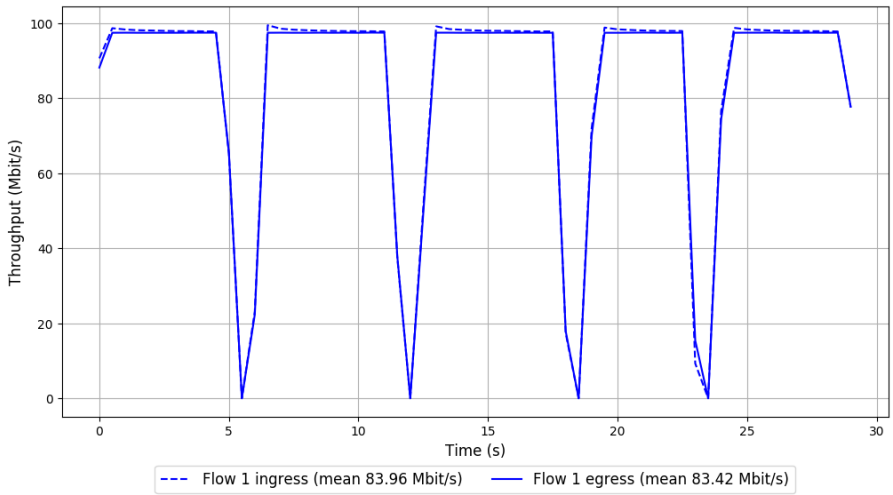

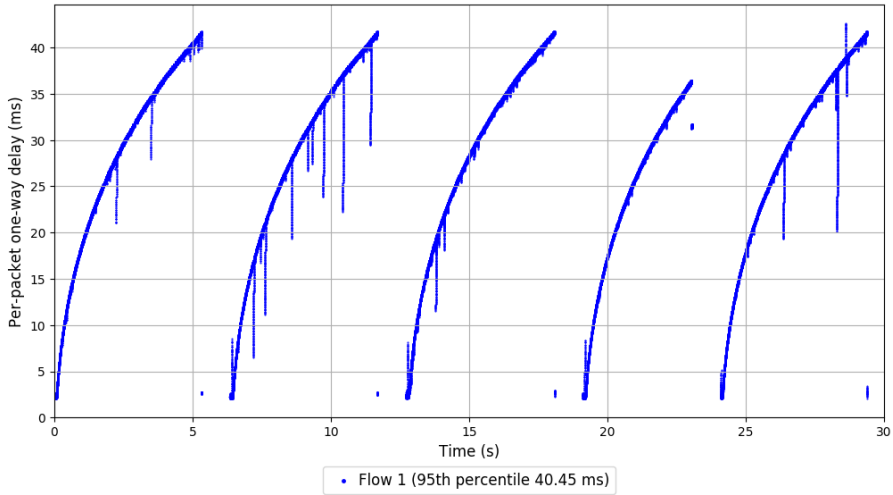

```
Run 3: Statistics of LEDBAT

Start at: Mon, 24 Jul 2017 20:51:10 +0000
End at: Mon, 24 Jul 2017 20:51:40 +0000
Local clock offset: -0.474 ms
Remote clock offset: 1.101 ms

# Below is generated by plot.py at Tue, 25 Jul 2017 02:16:19 +0000
# Datalink statistics
-- Total of 1 flow:
Average throughput: 83.66 Mbit/s
95th percentile per-packet one-way delay: 40.443 ms
Loss rate: 0.64%
-- Flow 1:
Average throughput: 83.66 Mbit/s
95th percentile per-packet one-way delay: 40.443 ms
Loss rate: 0.64%
```

Run 3: Report of LEDBAT — Data Link

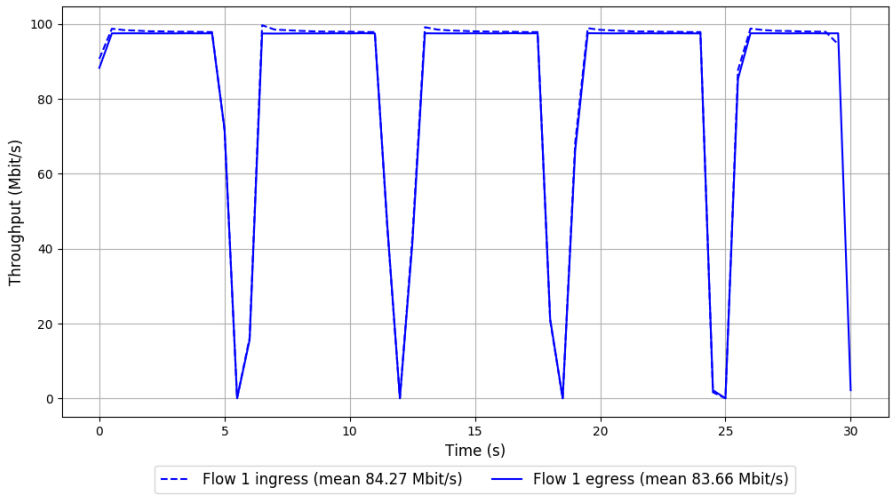

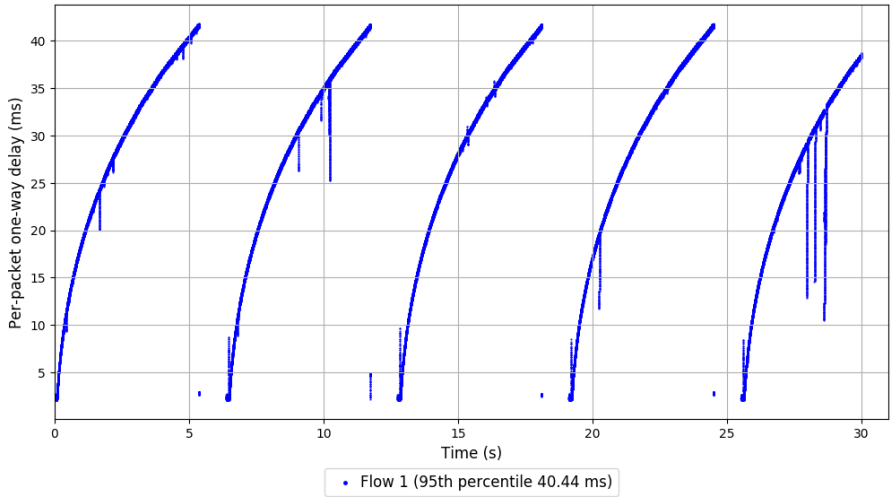

```
Run 4: Statistics of LEDBAT

Start at: Mon, 24 Jul 2017 21:08:05 +0000
End at: Mon, 24 Jul 2017 21:08:35 +0000
Local clock offset: -0.903 ms
Remote clock offset: 0.973 ms

# Below is generated by plot.py at Tue, 25 Jul 2017 02:16:25 +0000
# Datalink statistics
-- Total of 1 flow:
Average throughput: 83.62 Mbit/s
95th percentile per-packet one-way delay: 40.399 ms
Loss rate: 0.68%
-- Flow 1:
Average throughput: 83.62 Mbit/s
95th percentile per-packet one-way delay: 40.399 ms
Loss rate: 0.68%
```

Run 4: Report of LEDBAT — Data Link

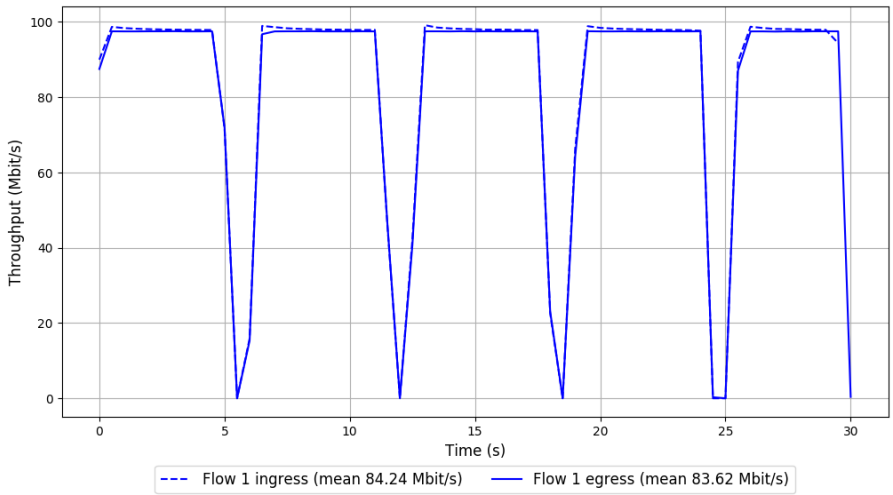

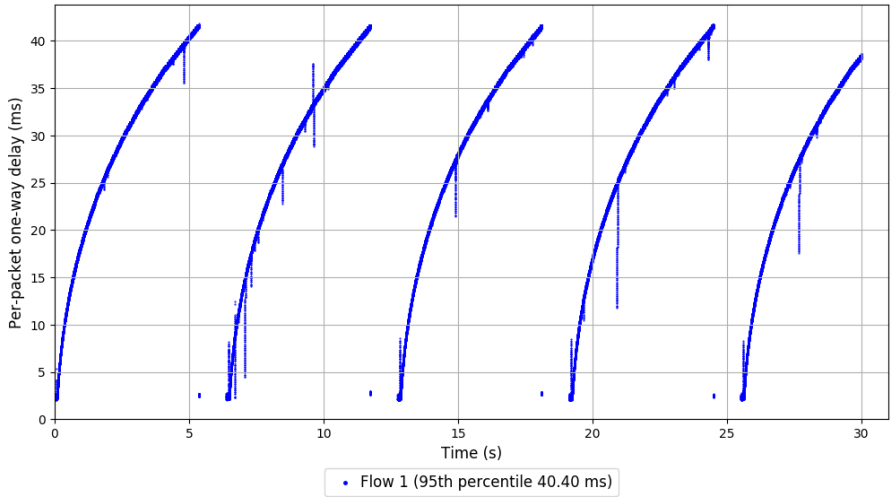

```
Run 5: Statistics of LEDBAT

Start at: Mon, 24 Jul 2017 21:25:08 +0000
End at: Mon, 24 Jul 2017 21:25:38 +0000
Local clock offset: -1.443 ms
Remote clock offset: 0.933 ms

# Below is generated by plot.py at Tue, 25 Jul 2017 02:16:30 +0000
# Datalink statistics
-- Total of 1 flow:
Average throughput: 83.42 Mbit/s
95th percentile per-packet one-way delay: 40.043 ms
Loss rate: 0.52%
-- Flow 1:
Average throughput: 83.42 Mbit/s
95th percentile per-packet one-way delay: 40.043 ms
Loss rate: 0.52%
```

Run 5: Report of LEDBAT — Data Link

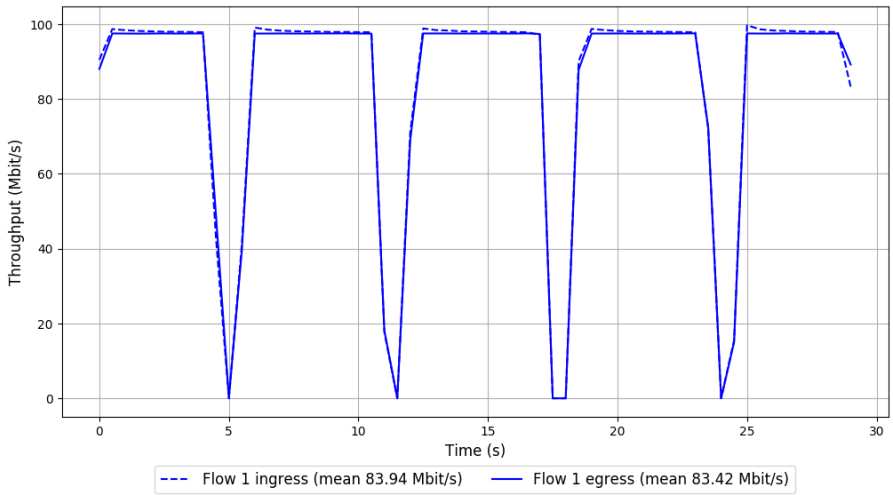

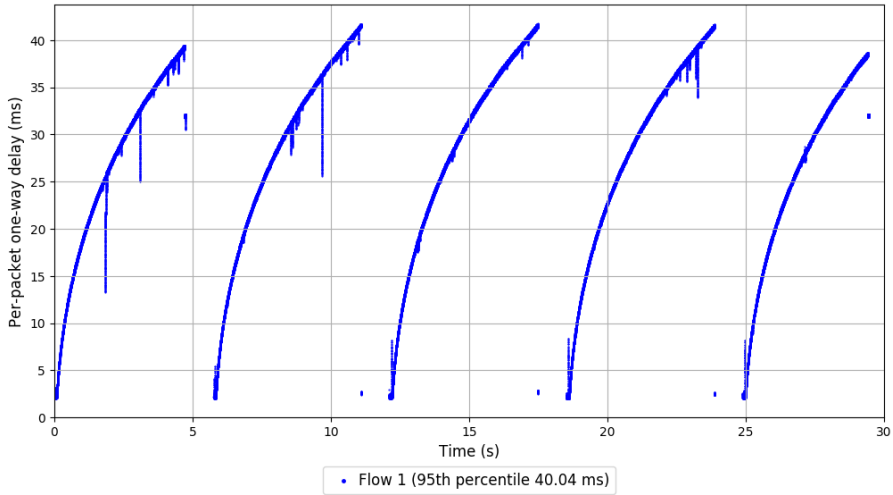

```
Run 6: Statistics of LEDBAT

Start at: Mon, 24 Jul 2017 21:42:08 +0000
End at: Mon, 24 Jul 2017 21:42:38 +0000
Local clock offset: -2.019 ms
Remote clock offset: 0.941 ms

# Below is generated by plot.py at Tue, 25 Jul 2017 02:16:37 +0000
# Datalink statistics
-- Total of 1 flow:
Average throughput: 83.62 Mbit/s
95th percentile per-packet one-way delay: 40.557 ms
Loss rate: 0.70%
-- Flow 1:
Average throughput: 83.62 Mbit/s
95th percentile per-packet one-way delay: 40.557 ms
Loss rate: 0.70%
```

Run 6: Report of LEDBAT — Data Link

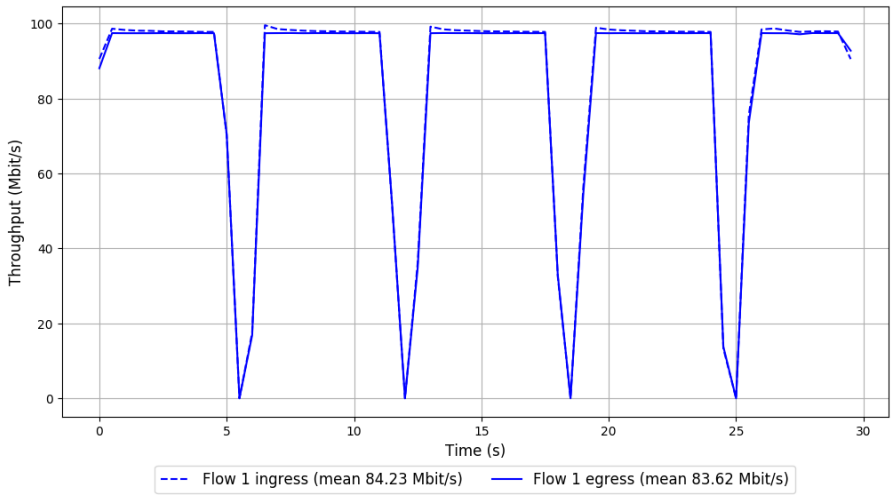

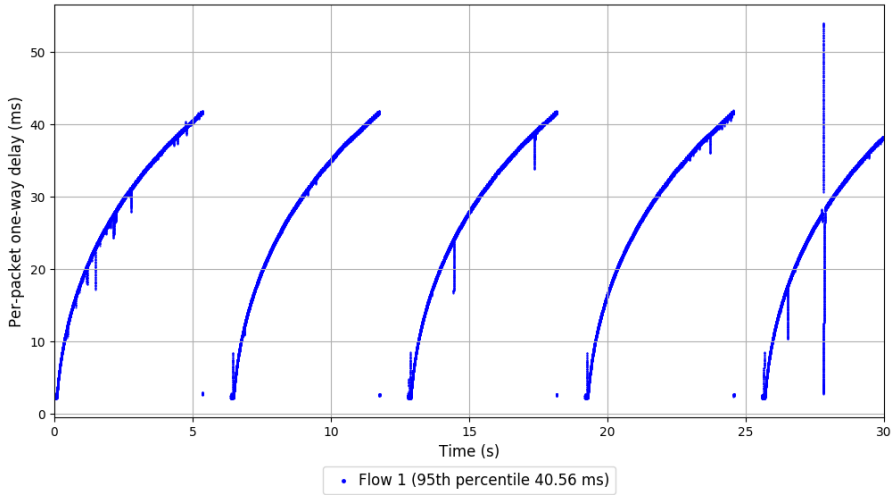

```
Run 7: Statistics of LEDBAT

Start at: Mon, 24 Jul 2017 21:59:10 +0000
End at: Mon, 24 Jul 2017 21:59:40 +0000
Local clock offset: -2.084 ms
Remote clock offset: 0.872 ms

# Below is generated by plot.py at Tue, 25 Jul 2017 02:16:41 +0000
# Datalink statistics
-- Total of 1 flow:
Average throughput: 83.64 Mbit/s
95th percentile per-packet one-way delay: 40.430 ms
Loss rate: 0.67%
-- Flow 1:
Average throughput: 83.64 Mbit/s
95th percentile per-packet one-way delay: 40.430 ms
Loss rate: 0.67%
```

Run 7: Report of LEDBAT — Data Link

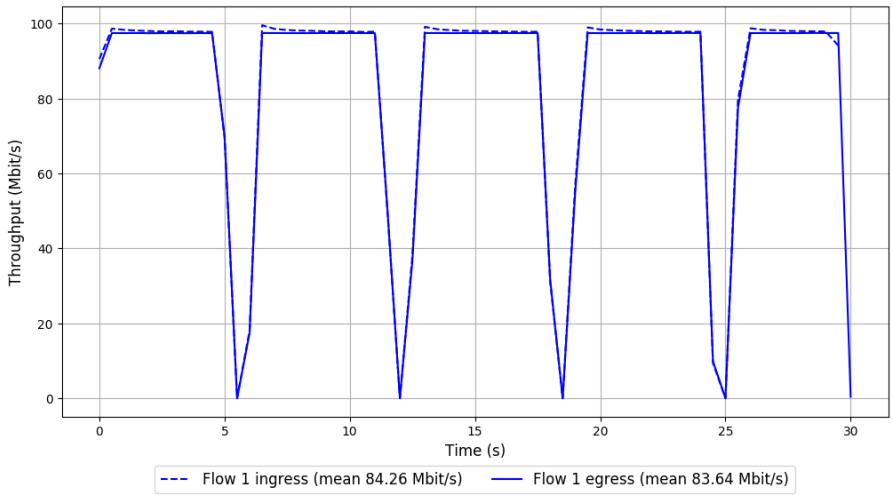

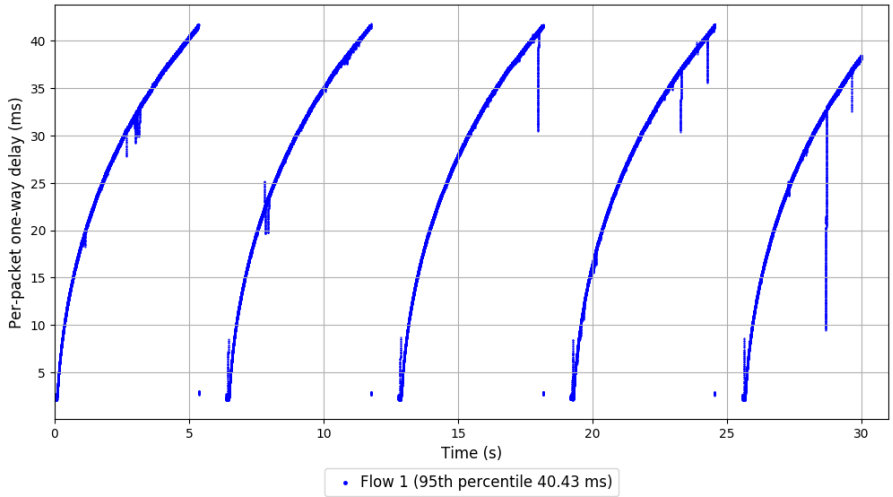

```
Run 8: Statistics of LEDBAT

Start at: Mon, 24 Jul 2017 22:16:11 +0000
End at: Mon, 24 Jul 2017 22:16:41 +0000
Local clock offset: -2.033 ms
Remote clock offset: 0.722 ms

# Below is generated by plot.py at Tue, 25 Jul 2017 02:16:49 +0000
# Datalink statistics
-- Total of 1 flow:
Average throughput: 83.63 Mbit/s
95th percentile per-packet one-way delay: 40.412 ms
Loss rate: 0.65%
-- Flow 1:
Average throughput: 83.63 Mbit/s
95th percentile per-packet one-way delay: 40.412 ms
Loss rate: 0.65%
```

Run 8: Report of LEDBAT — Data Link

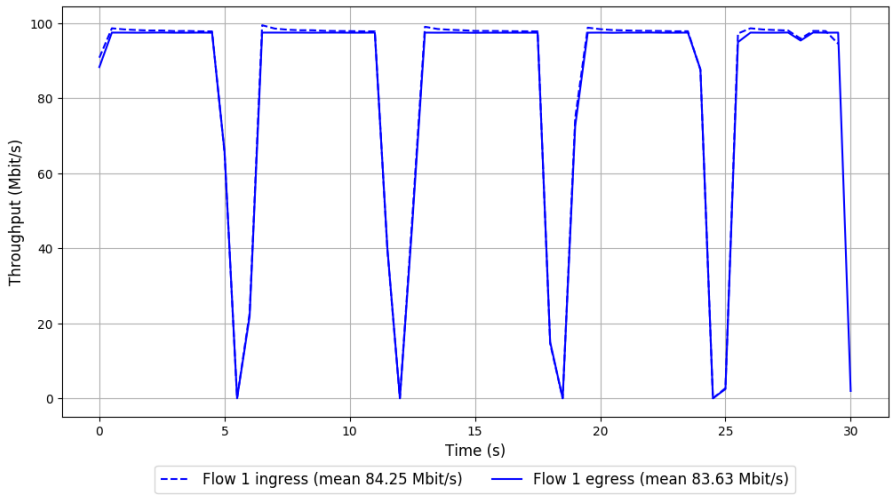

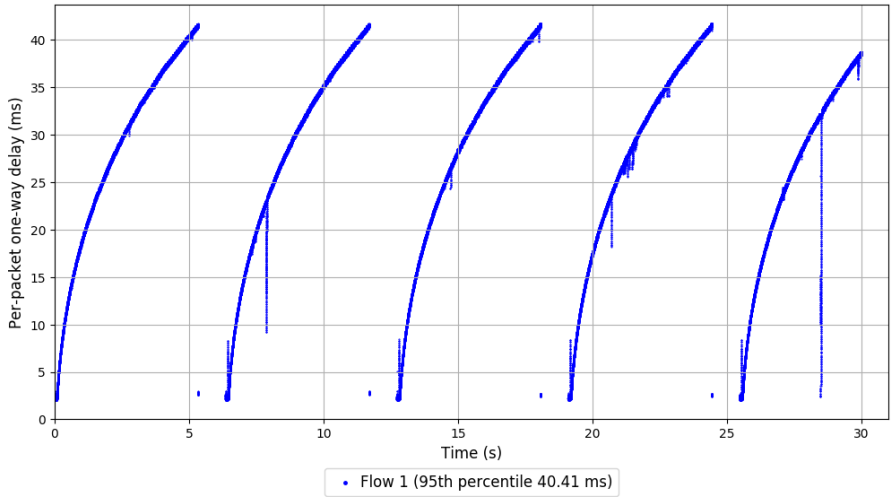

```
Run 9: Statistics of LEDBAT

Start at: Mon, 24 Jul 2017 22:33:09 +0000
End at: Mon, 24 Jul 2017 22:33:39 +0000
Local clock offset: -2.004 ms
Remote clock offset: 0.628 ms

# Below is generated by plot.py at Tue, 25 Jul 2017 02:16:53 +0000
# Datalink statistics
-- Total of 1 flow:
Average throughput: 83.62 Mbit/s
95th percentile per-packet one-way delay: 40.370 ms
Loss rate: 0.65%
-- Flow 1:
Average throughput: 83.62 Mbit/s
95th percentile per-packet one-way delay: 40.370 ms
Loss rate: 0.65%
```

Run 9: Report of LEDBAT — Data Link

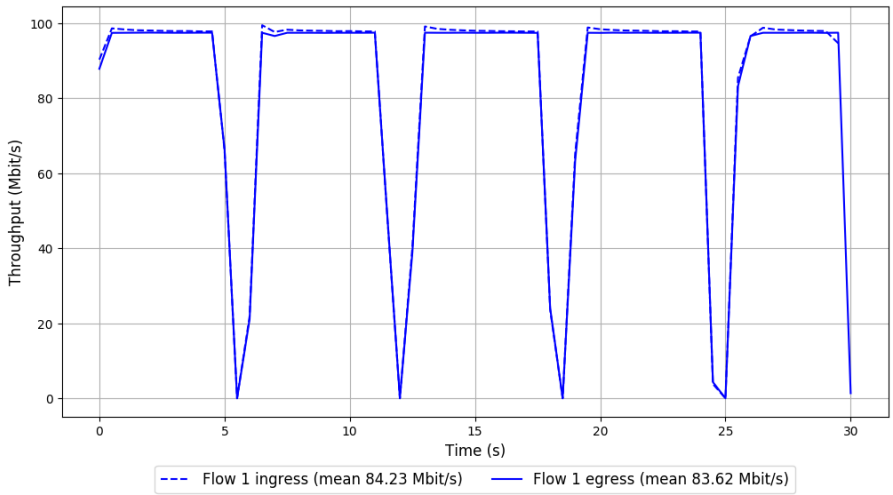

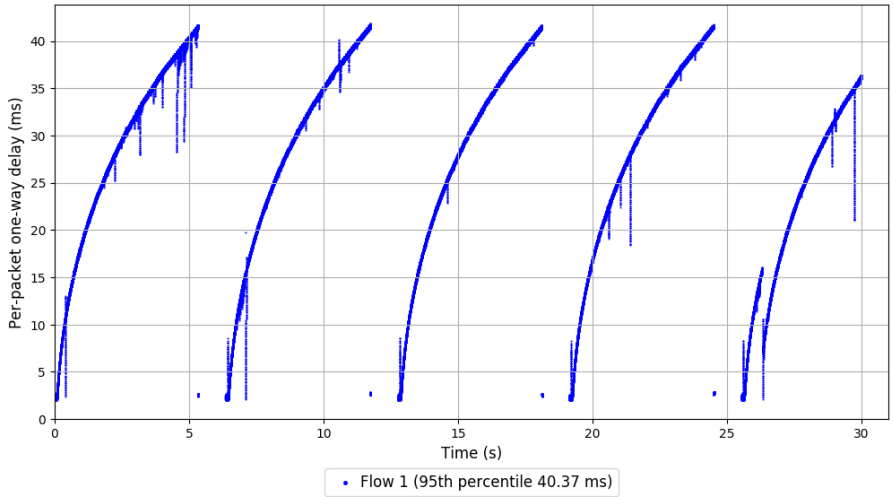

```
Run 10: Statistics of LEDBAT

Start at: Mon, 24 Jul 2017 22:50:08 +0000
End at: Mon, 24 Jul 2017 22:50:38 +0000
Local clock offset: -2.164 ms
Remote clock offset: 0.617 ms

# Below is generated by plot.py at Tue, 25 Jul 2017 02:17:00 +0000
# Datalink statistics
-- Total of 1 flow:
Average throughput: 83.65 Mbit/s
95th percentile per-packet one-way delay: 40.415 ms
Loss rate: 0.65%
-- Flow 1:
Average throughput: 83.65 Mbit/s
95th percentile per-packet one-way delay: 40.415 ms
Loss rate: 0.65%
```

Run 10: Report of LEDBAT — Data Link

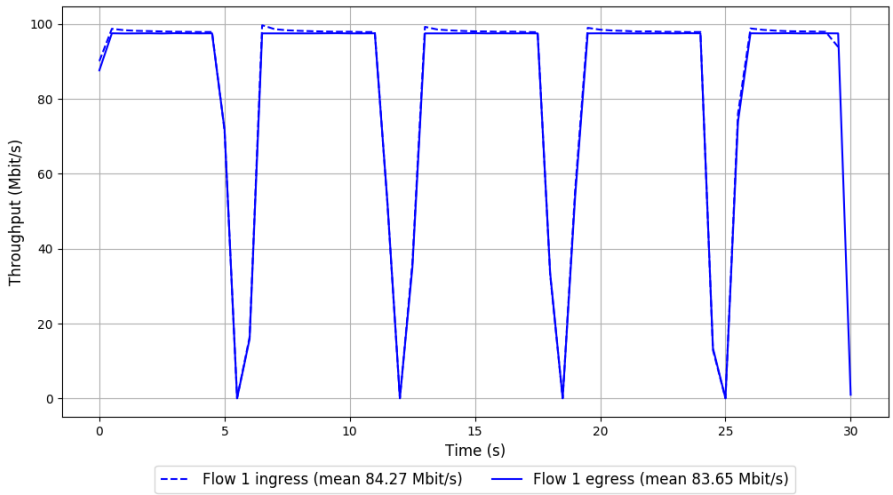

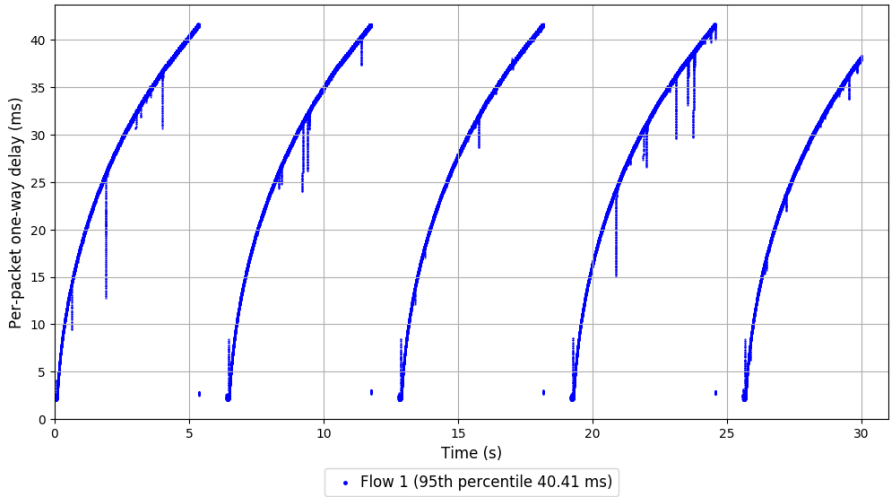

```
Run 1: Statistics of PCC

Start at: Mon, 24 Jul 2017 20:02:31 +0000
End at: Mon, 24 Jul 2017 20:03:01 +0000
Local clock offset: -0.212 ms
Remote clock offset: 2.428 ms

# Below is generated by plot.py at Tue, 25 Jul 2017 02:17:05 +0000
# Datalink statistics
-- Total of 1 flow:
Average throughput: 85.44 Mbit/s
95th percentile per-packet one-way delay: 6.571 ms
Loss rate: 0.00%
-- Flow 1:
Average throughput: 85.44 Mbit/s
95th percentile per-packet one-way delay: 6.571 ms
Loss rate: 0.00%
```

Run 1: Report of PCC — Data Link

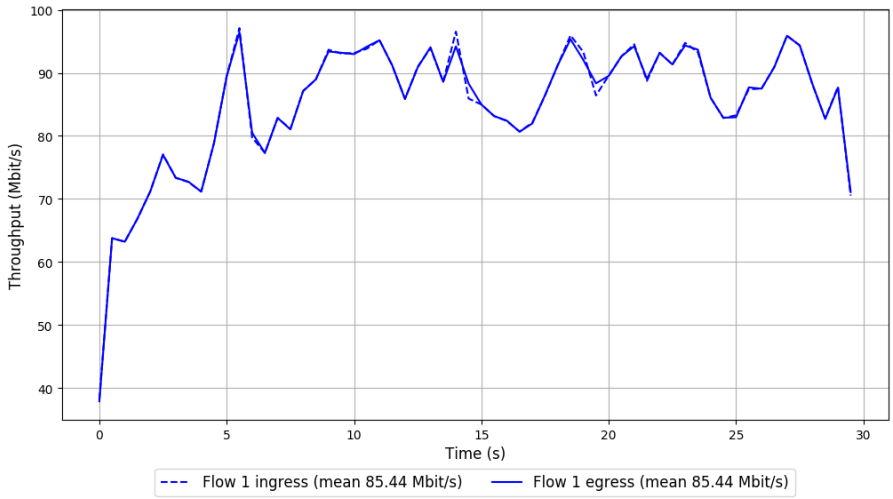

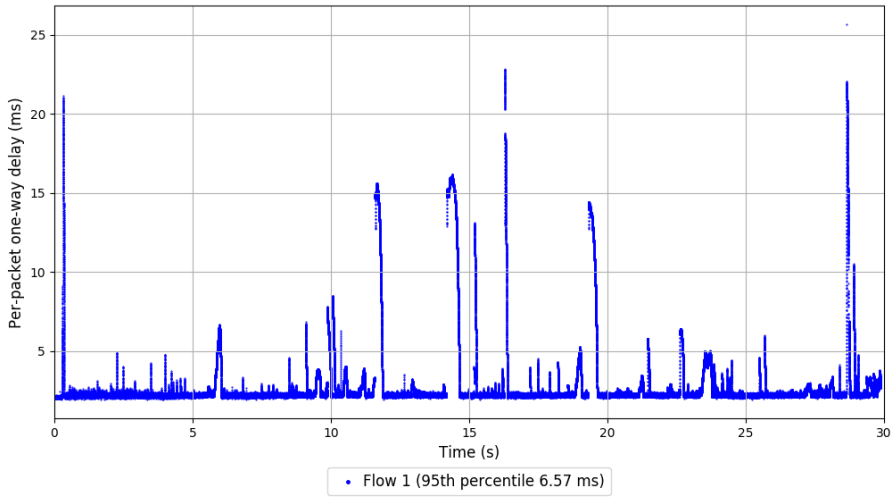

```
Run 2: Statistics of PCC

Start at: Mon, 24 Jul 2017 20:19:34 +0000
End at: Mon, 24 Jul 2017 20:20:04 +0000
Local clock offset: -0.188 ms
Remote clock offset: 2.167 ms

# Below is generated by plot.py at Tue, 25 Jul 2017 02:17:12 +0000
# Datalink statistics
-- Total of 1 flow:
Average throughput: 85.69 Mbit/s
95th percentile per-packet one-way delay: 5.108 ms
Loss rate: 0.00%
-- Flow 1:
Average throughput: 85.69 Mbit/s
95th percentile per-packet one-way delay: 5.108 ms
Loss rate: 0.00%
```

Run 2: Report of PCC — Data Link

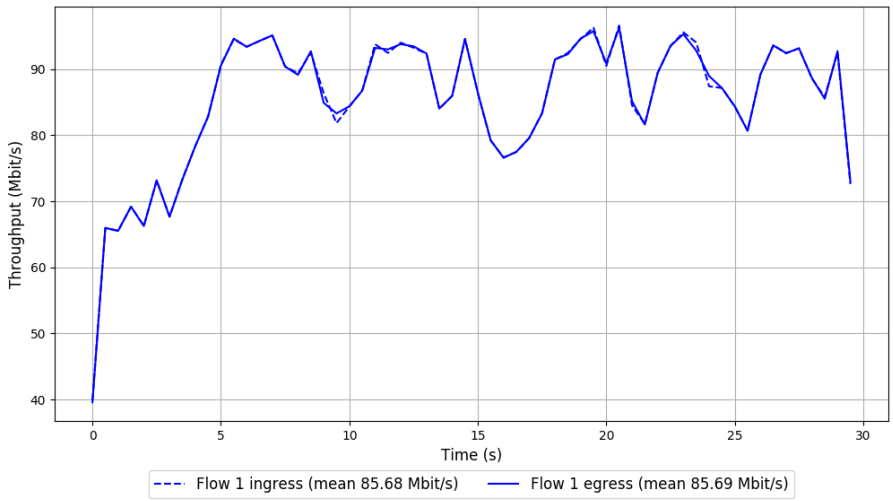

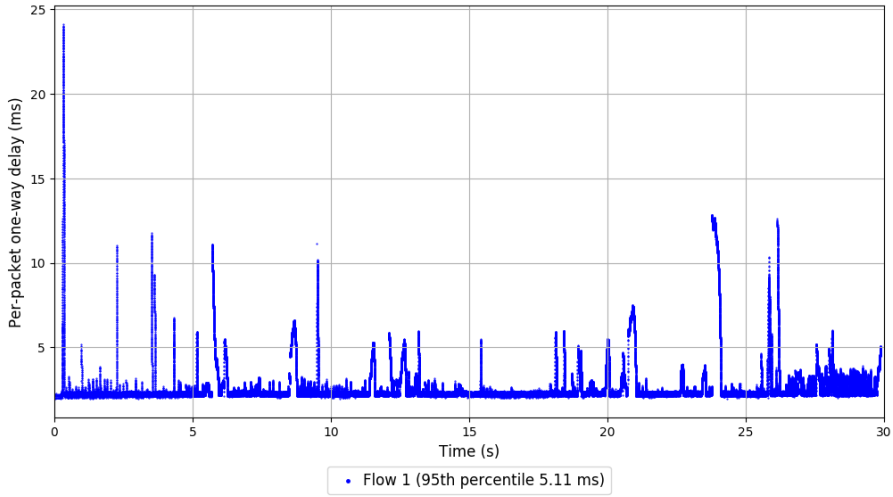

```
Run 3: Statistics of PCC

Start at: Mon, 24 Jul 2017 20:36:32 +0000
End at: Mon, 24 Jul 2017 20:37:02 +0000
Local clock offset: -0.074 ms
Remote clock offset: 1.726 ms

# Below is generated by plot.py at Tue, 25 Jul 2017 02:17:17 +0000
# Datalink statistics
-- Total of 1 flow:
Average throughput: 86.79 Mbit/s
95th percentile per-packet one-way delay: 5.399 ms
Loss rate: 0.00%
-- Flow 1:
Average throughput: 86.79 Mbit/s
95th percentile per-packet one-way delay: 5.399 ms
Loss rate: 0.00%
```

Run 3: Report of PCC — Data Link

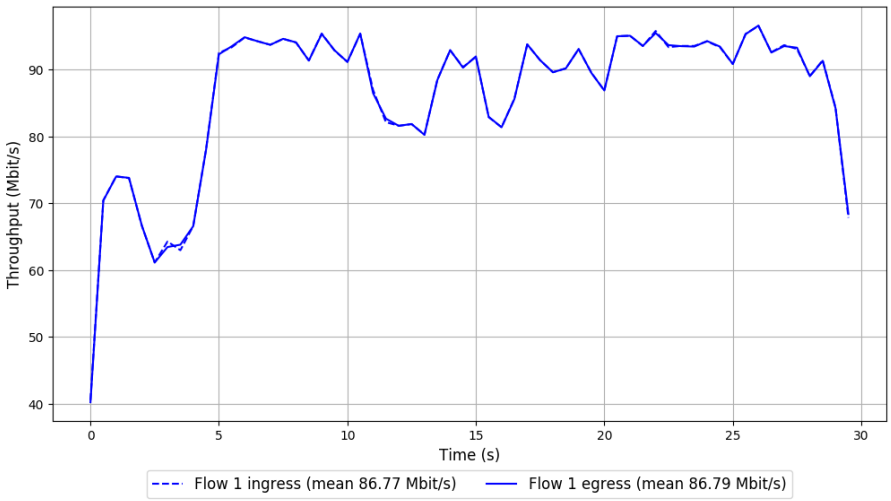

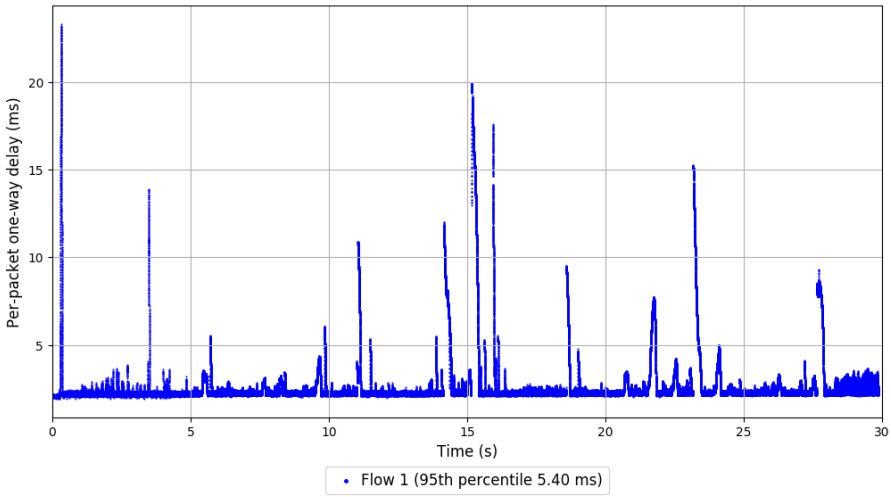

```
Run 4: Statistics of PCC

Start at: Mon, 24 Jul 2017 20:53:29 +0000
End at: Mon, 24 Jul 2017 20:53:59 +0000
Local clock offset: -0.517 ms
Remote clock offset: 1.13 ms

# Below is generated by plot.py at Tue, 25 Jul 2017 02:17:25 +0000
# Datalink statistics
-- Total of 1 flow:
Average throughput: 89.08 Mbit/s
95th percentile per-packet one-way delay: 7.957 ms
Loss rate: 0.00%
-- Flow 1:
Average throughput: 89.08 Mbit/s
95th percentile per-packet one-way delay: 7.957 ms
Loss rate: 0.00%
```

Run 4: Report of PCC — Data Link

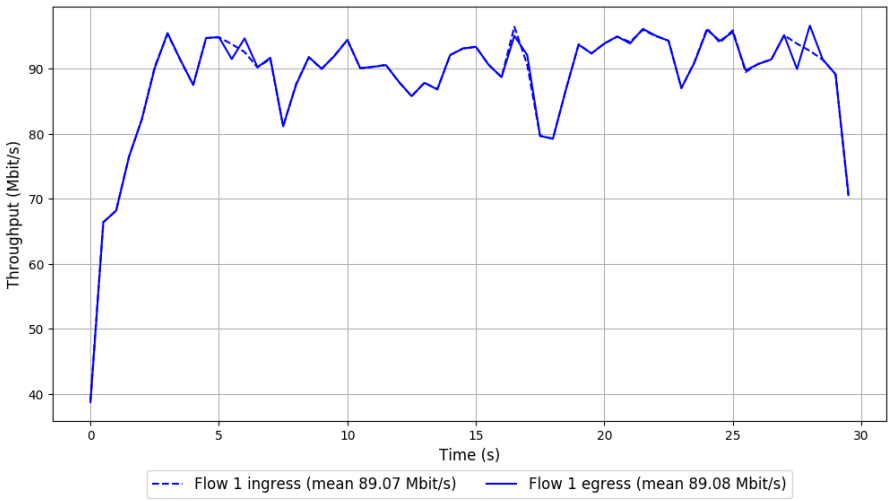

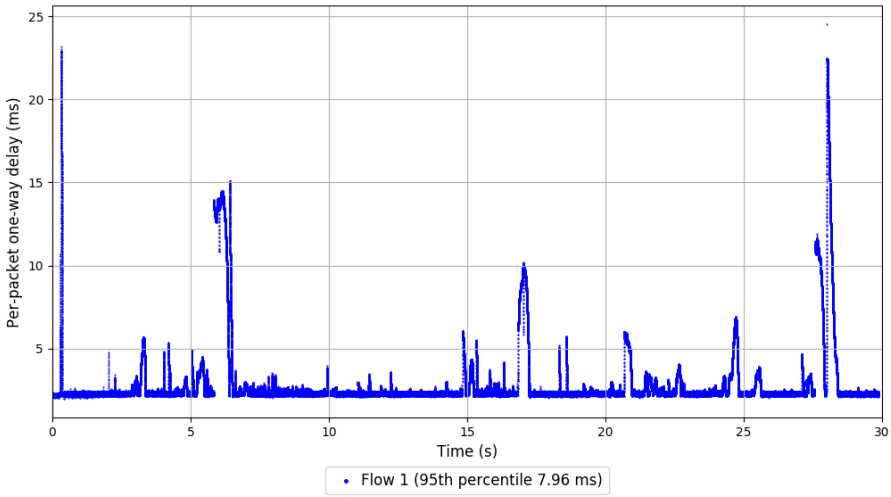

```
Run 5: Statistics of PCC

Start at: Mon, 24 Jul 2017 21:10:24 +0000
End at: Mon, 24 Jul 2017 21:10:54 +0000
Local clock offset: -1.058 ms
Remote clock offset: 0.973 ms

# Below is generated by plot.py at Tue, 25 Jul 2017 02:17:29 +0000
# Datalink statistics
-- Total of 1 flow:
Average throughput: 89.48 Mbit/s
95th percentile per-packet one-way delay: 5.704 ms
Loss rate: 0.00%
-- Flow 1:
Average throughput: 89.48 Mbit/s
95th percentile per-packet one-way delay: 5.704 ms
Loss rate: 0.00%
```

Run 5: Report of PCC — Data Link

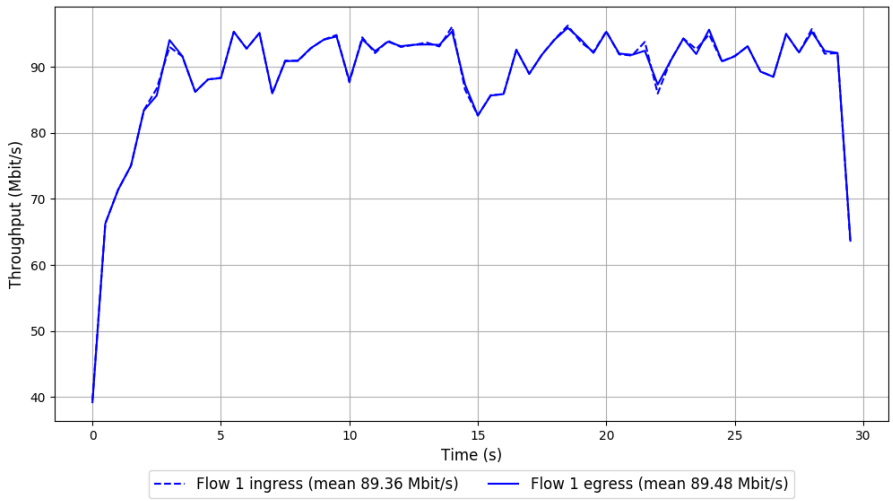

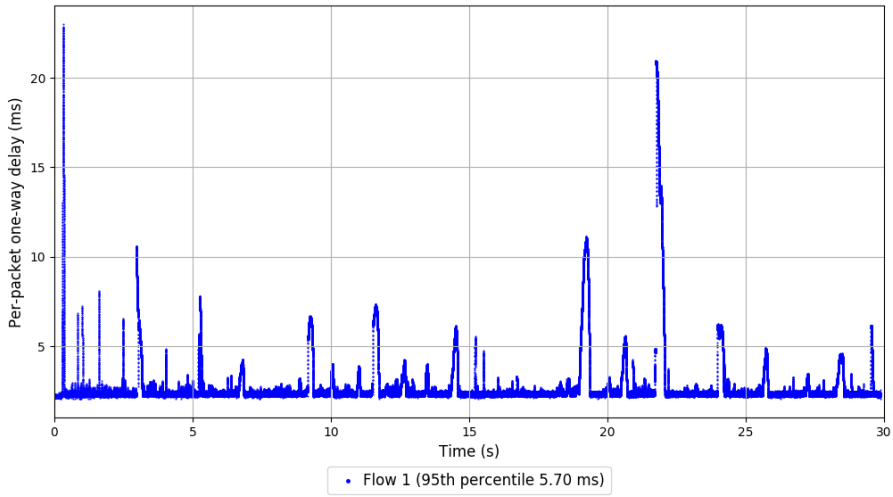

```
Run 6: Statistics of PCC

Start at: Mon, 24 Jul 2017 21:27:27 +0000
End at: Mon, 24 Jul 2017 21:27:57 +0000
Local clock offset: -1.516 ms
Remote clock offset: 0.992 ms

# Below is generated by plot.py at Tue, 25 Jul 2017 02:17:36 +0000
# Datalink statistics
-- Total of 1 flow:
Average throughput: 80.61 Mbit/s
95th percentile per-packet one-way delay: 4.569 ms
Loss rate: 0.00%
-- Flow 1:
Average throughput: 80.61 Mbit/s
95th percentile per-packet one-way delay: 4.569 ms
Loss rate: 0.00%
```

Run 6: Report of PCC — Data Link

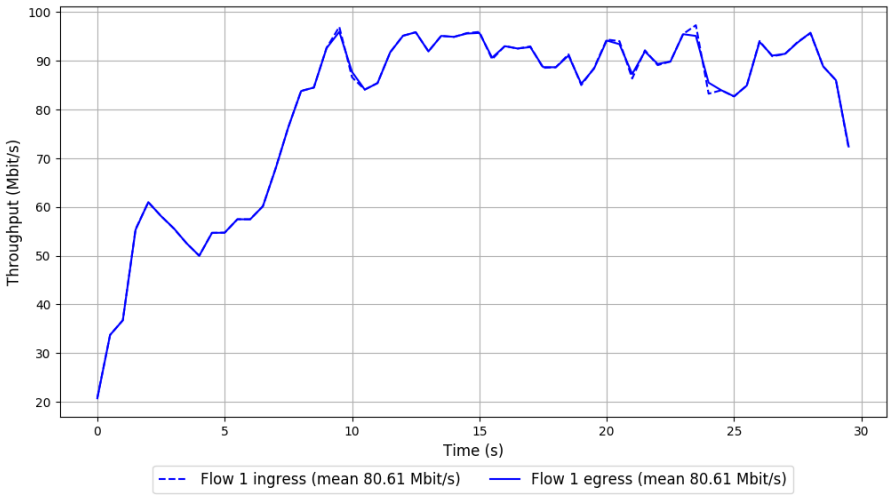

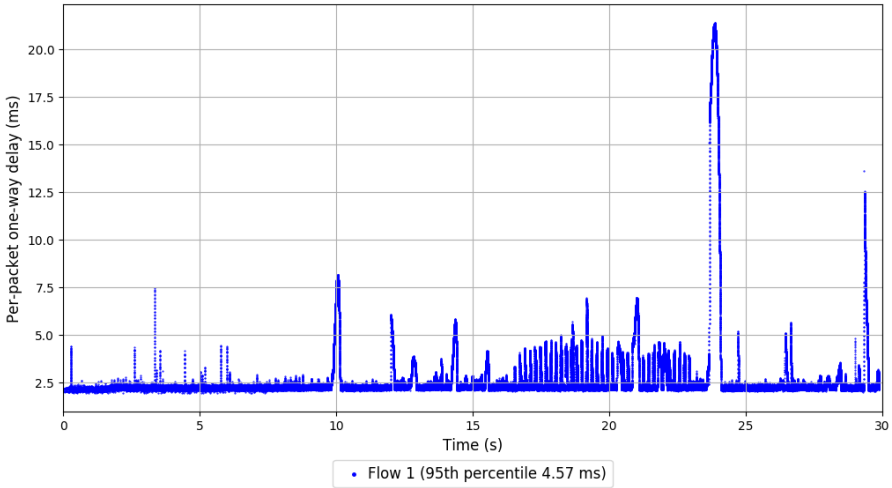

```
Run 7: Statistics of PCC

Start at: Mon, 24 Jul 2017 21:44:27 +0000
End at: Mon, 24 Jul 2017 21:44:57 +0000
Local clock offset: -2.011 ms
Remote clock offset: 0.943 ms

# Below is generated by plot.py at Tue, 25 Jul 2017 02:17:41 +0000
# Datalink statistics
-- Total of 1 flow:
Average throughput: 88.52 Mbit/s
95th percentile per-packet one-way delay: 4.258 ms
Loss rate: 0.00%
-- Flow 1:
Average throughput: 88.52 Mbit/s
95th percentile per-packet one-way delay: 4.258 ms
Loss rate: 0.00%
```

Run 7: Report of PCC — Data Link

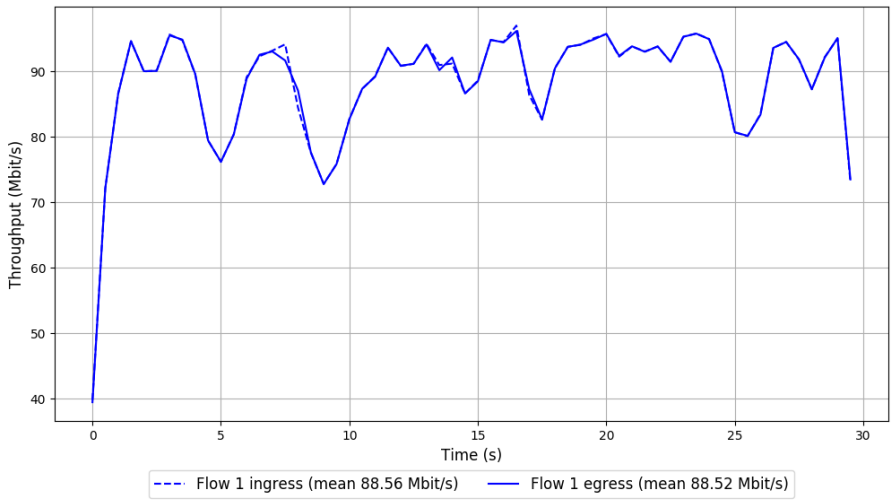

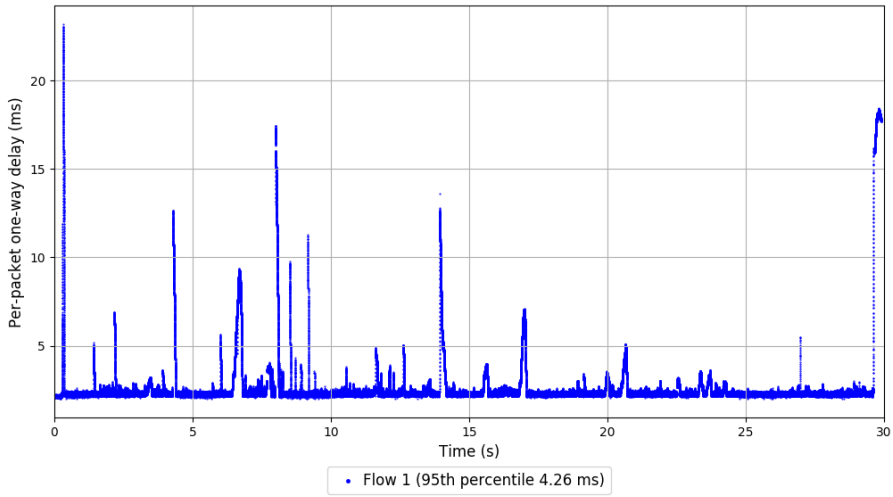

```
Run 8: Statistics of PCC

Start at: Mon, 24 Jul 2017 22:01:29 +0000
End at: Mon, 24 Jul 2017 22:01:59 +0000
Local clock offset: -2.088 ms
Remote clock offset: 0.862 ms

# Below is generated by plot.py at Tue, 25 Jul 2017 02:17:48 +0000
# Datalink statistics
-- Total of 1 flow:
Average throughput: 78.66 Mbit/s
95th percentile per-packet one-way delay: 4.019 ms
Loss rate: 0.00%
-- Flow 1:
Average throughput: 78.66 Mbit/s
95th percentile per-packet one-way delay: 4.019 ms
Loss rate: 0.00%
```

Run 8: Report of PCC — Data Link

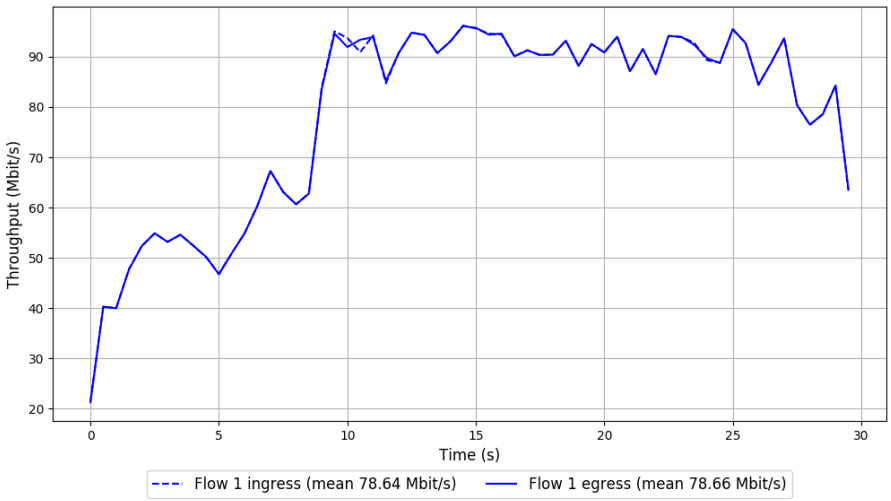

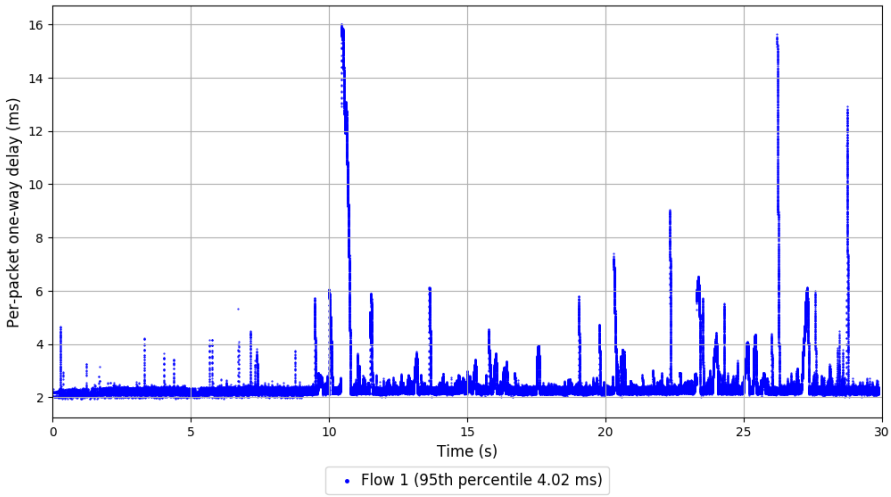

```
Run 9: Statistics of PCC

Start at: Mon, 24 Jul 2017 22:18:30 +0000
End at: Mon, 24 Jul 2017 22:19:00 +0000
Local clock offset: -2.036 ms
Remote clock offset: 0.736 ms

# Below is generated by plot.py at Tue, 25 Jul 2017 02:17:52 +0000
# Datalink statistics
-- Total of 1 flow:
Average throughput: 85.52 Mbit/s
95th percentile per-packet one-way delay: 4.597 ms
Loss rate: 0.00%
-- Flow 1:
Average throughput: 85.52 Mbit/s
95th percentile per-packet one-way delay: 4.597 ms
Loss rate: 0.00%
```

Run 9: Report of PCC — Data Link

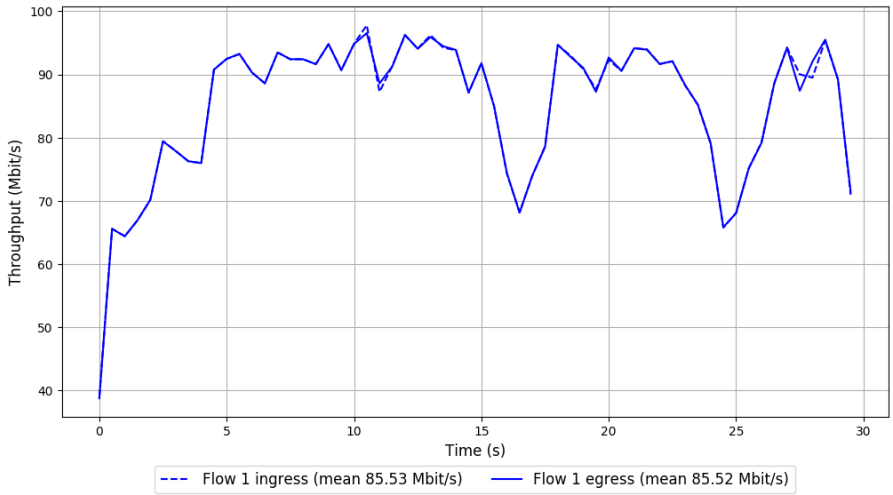

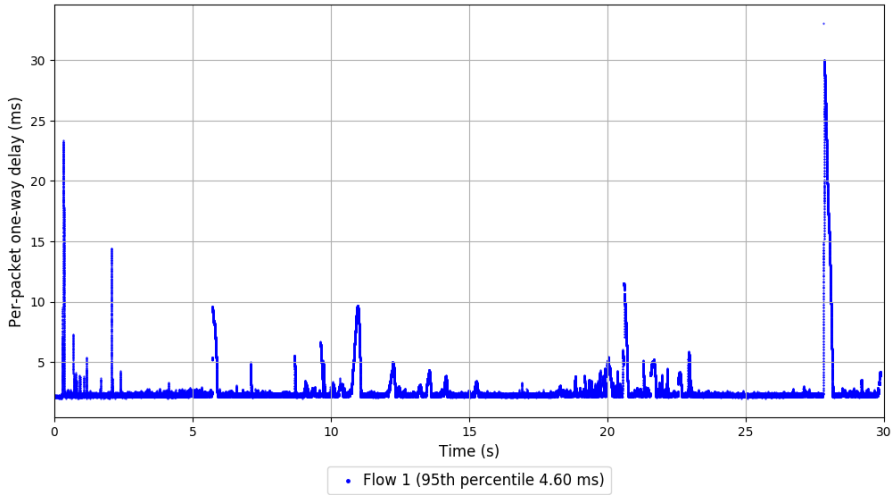

```
Run 10: Statistics of PCC

Start at: Mon, 24 Jul 2017 22:35:28 +0000
End at: Mon, 24 Jul 2017 22:35:58 +0000
Local clock offset: -2.074 ms
Remote clock offset: 0.688 ms

# Below is generated by plot.py at Tue, 25 Jul 2017 02:18:02 +0000
# Datalink statistics
-- Total of 1 flow:
Average throughput: 84.64 Mbit/s
95th percentile per-packet one-way delay: 4.132 ms
Loss rate: 0.00%
-- Flow 1:
Average throughput: 84.64 Mbit/s
95th percentile per-packet one-way delay: 4.132 ms
Loss rate: 0.00%
```

Run 10: Report of PCC — Data Link

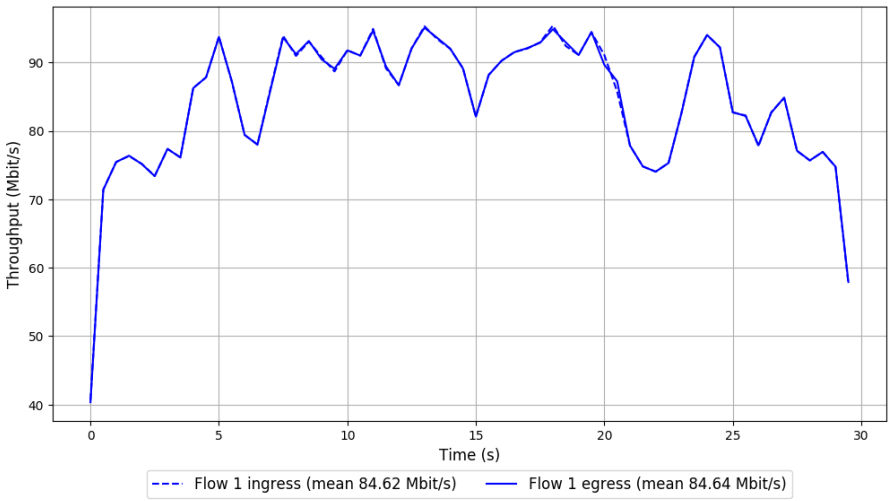

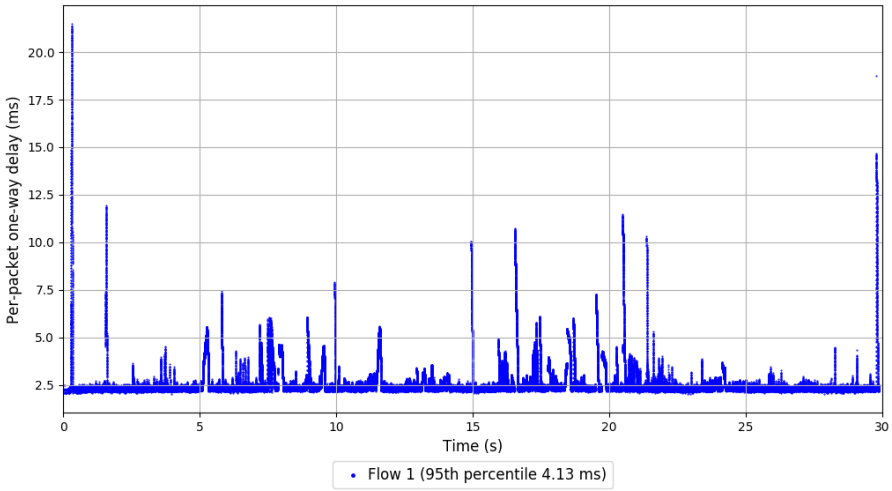

```
Run 1: Statistics of QUIC Cubic

Start at: Mon, 24 Jul 2017 20:05:46 +0000
End at: Mon, 24 Jul 2017 20:06:16 +0000
Local clock offset: -0.291 ms
Remote clock offset: 2.529 ms
```

Run 1: Report of QUIC Cubic — Data Link

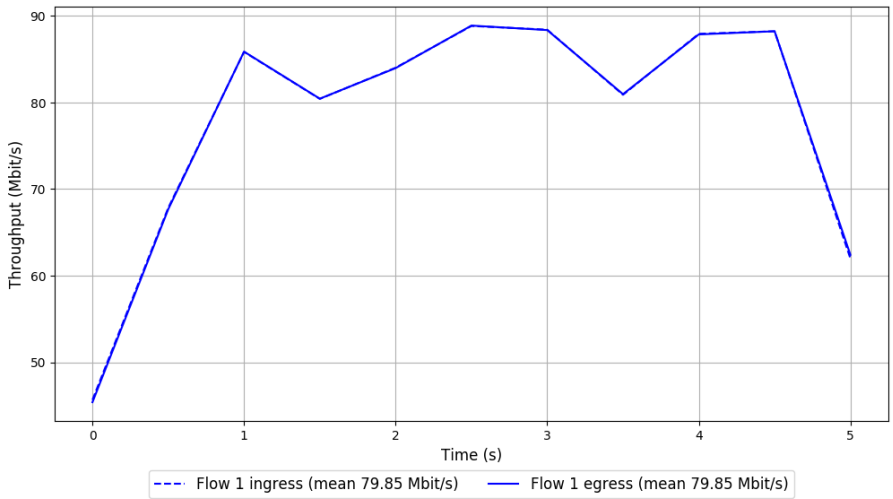

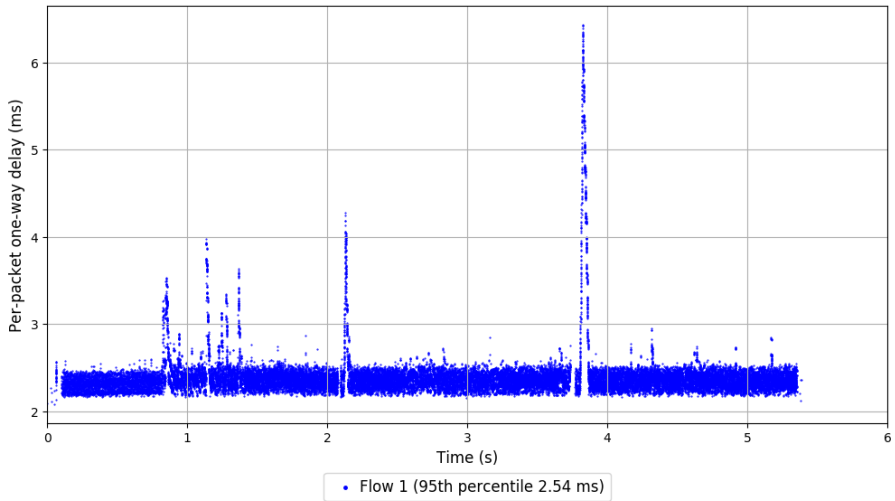

```
Run 2: Statistics of QUIC Cubic

Start at: Mon, 24 Jul 2017 20:22:49 +0000
End at: Mon, 24 Jul 2017 20:23:19 +0000
Local clock offset: -0.145 ms
Remote clock offset: 1.964 ms
```

Run 2: Report of QUIC Cubic — Data Link

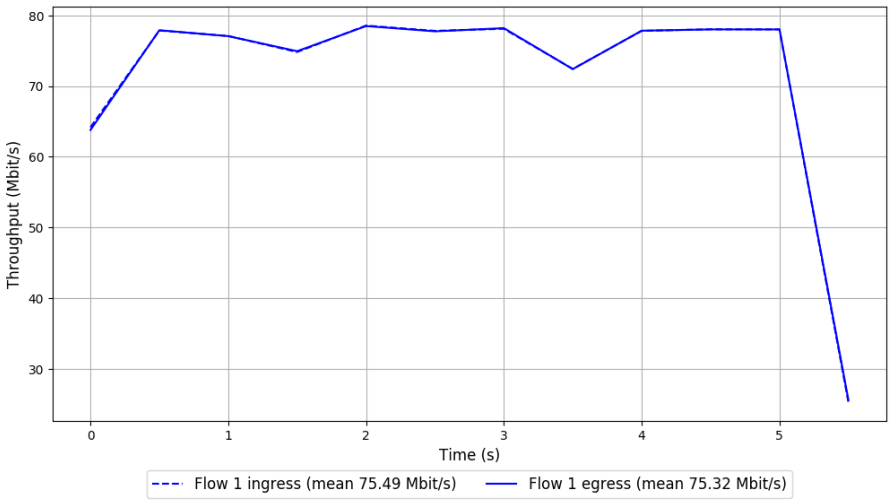

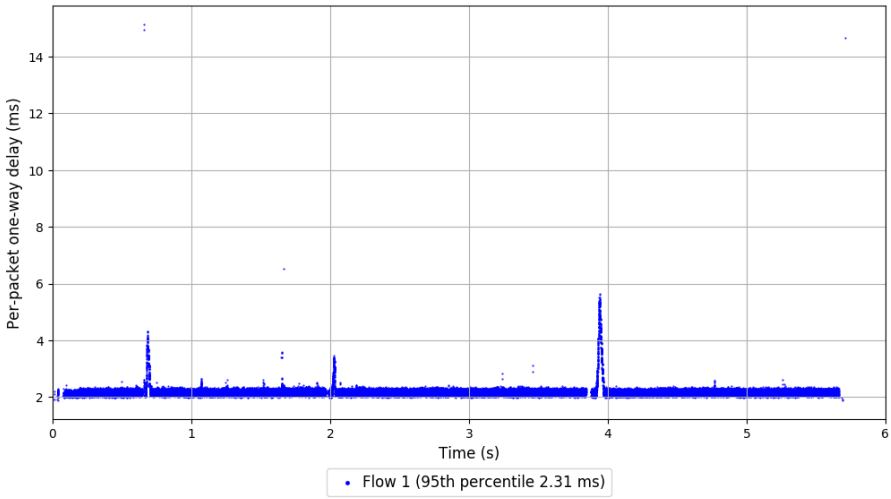

```
Run 3: Statistics of QUIC Cubic

Start at: Mon, 24 Jul 2017 20:39:47 +0000
End at: Mon, 24 Jul 2017 20:40:17 +0000
Local clock offset: -0.101 ms
Remote clock offset: 1.496 ms
```

Run 3: Report of QUIC Cubic — Data Link

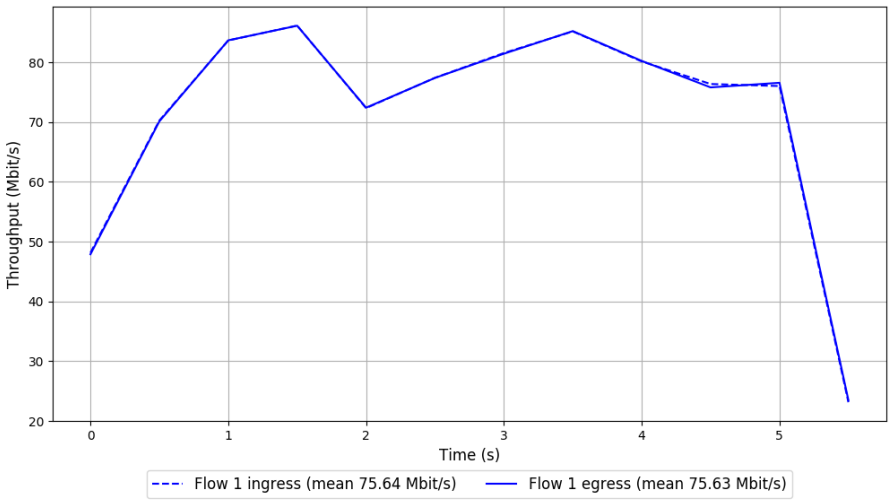

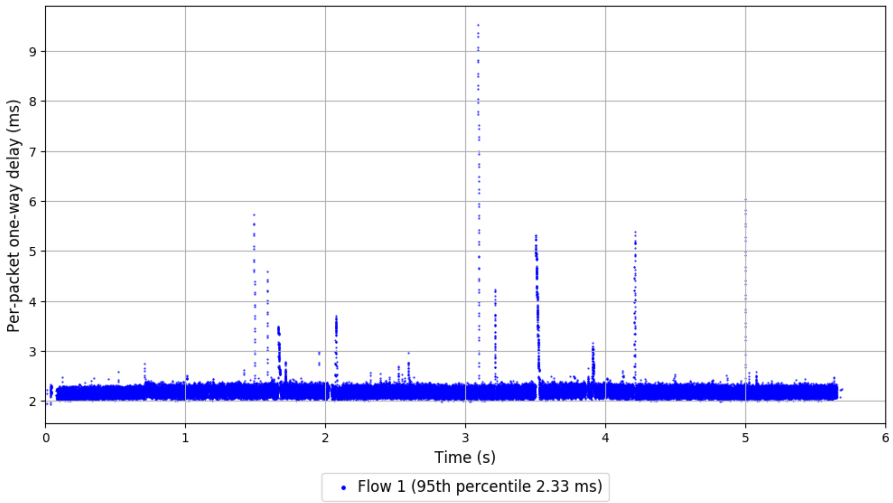

```
Run 4: Statistics of QUIC Cubic

Start at: Mon, 24 Jul 2017 20:56:44 +0000
End at: Mon, 24 Jul 2017 20:57:14 +0000
Local clock offset: -0.628 ms
Remote clock offset: 1.042 ms
```

Run 4: Report of QUIC Cubic — Data Link

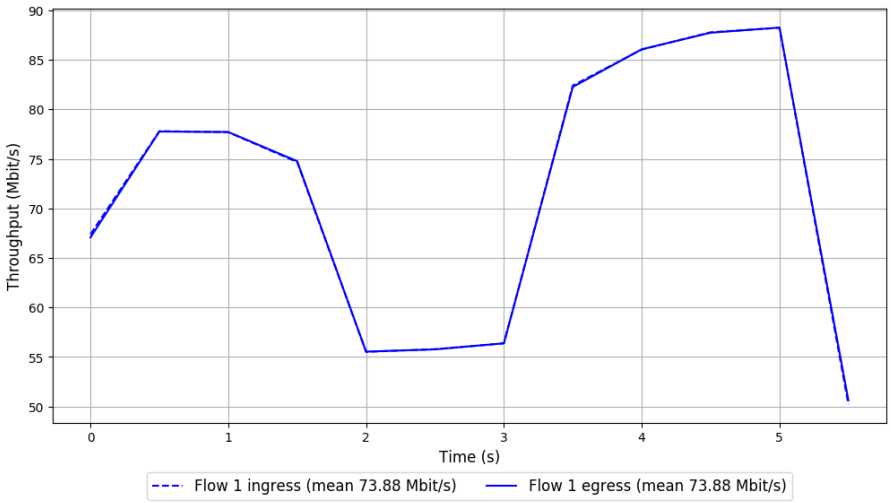

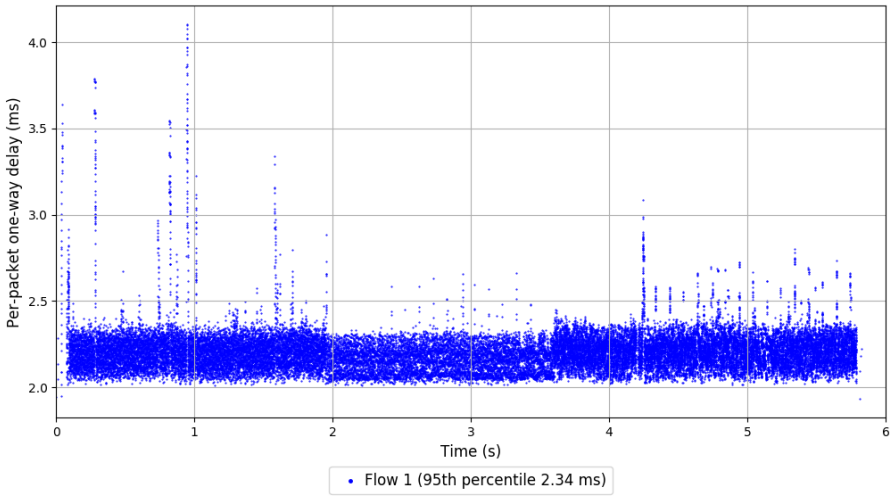

```
Run 5: Statistics of QUIC Cubic

Start at: Mon, 24 Jul 2017 21:13:39 +0000
End at: Mon, 24 Jul 2017 21:14:09 +0000
Local clock offset: -1.006 ms
Remote clock offset: 0.93 ms
```

Run 5: Report of QUIC Cubic — Data Link

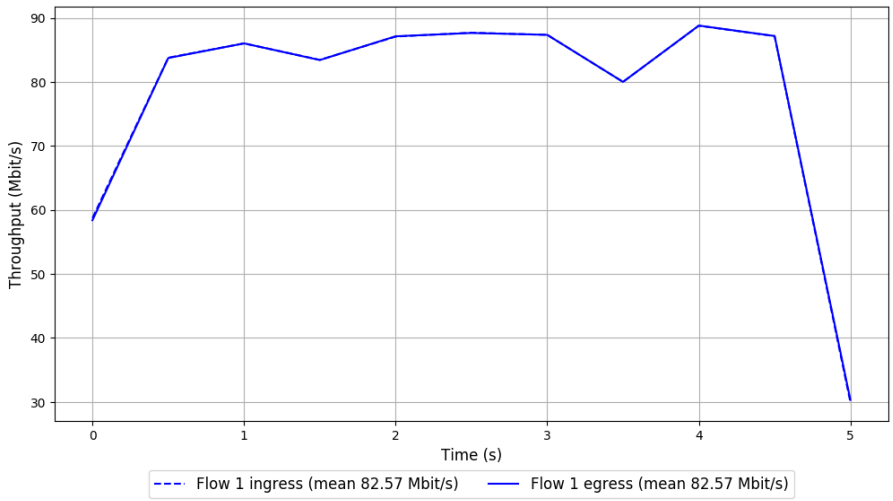

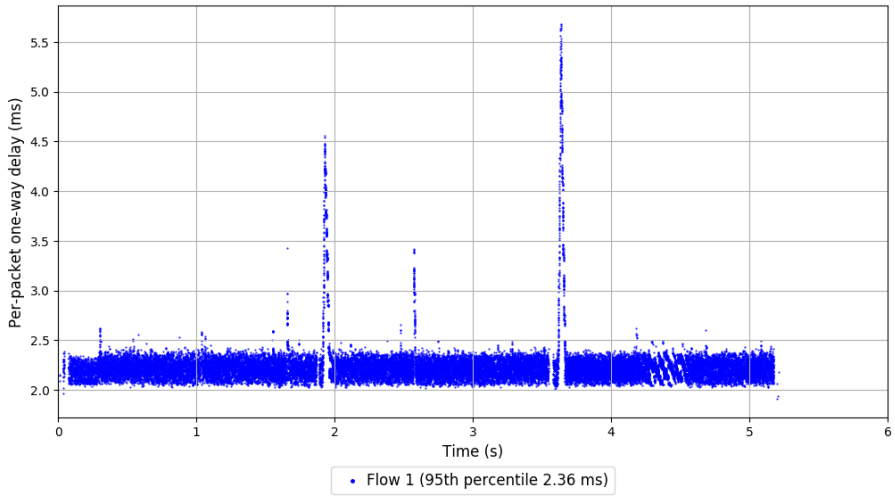

```
Run 6: Statistics of QUIC Cubic

Start at: Mon, 24 Jul 2017 21:30:41 +0000
End at: Mon, 24 Jul 2017 21:31:11 +0000
Local clock offset: -1.709 ms
Remote clock offset: 1.009 ms
```

Run 6: Report of QUIC Cubic — Data Link

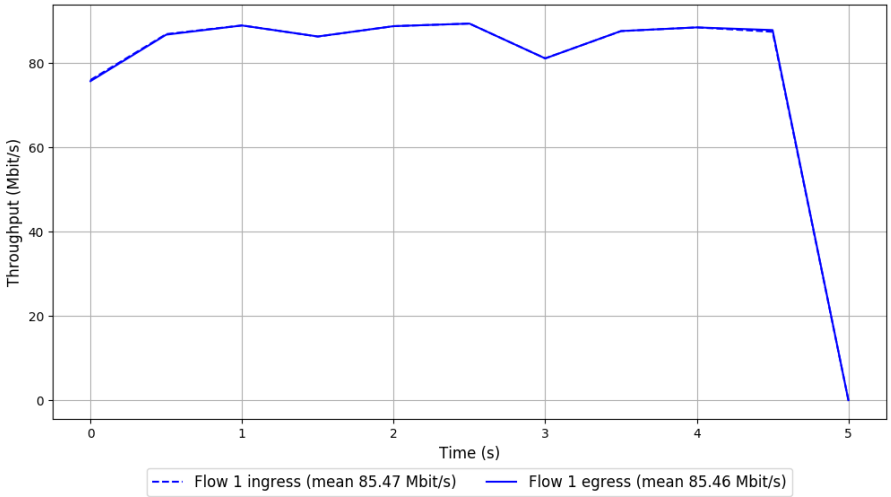

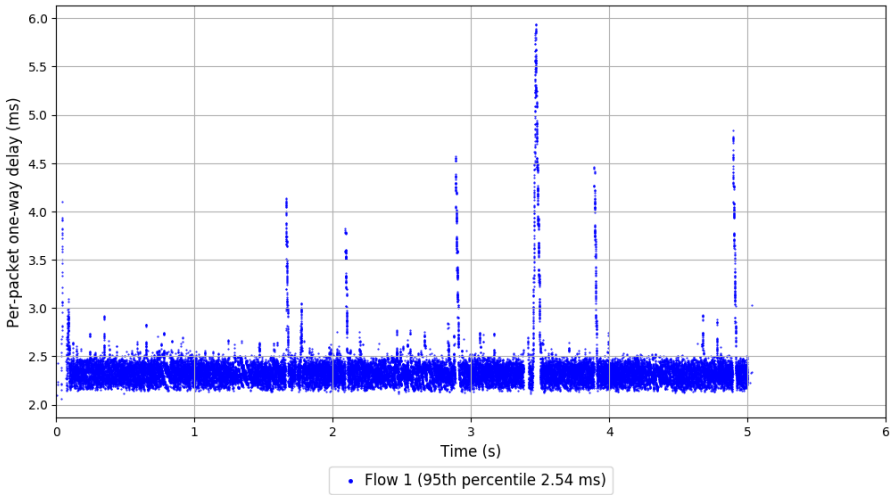

```
Run 7: Statistics of QUIC Cubic

Start at: Mon, 24 Jul 2017 21:47:42 +0000
End at: Mon, 24 Jul 2017 21:48:12 +0000
Local clock offset: -2.058 ms
Remote clock offset: 0.855 ms
```

Run 7: Report of QUIC Cubic — Data Link

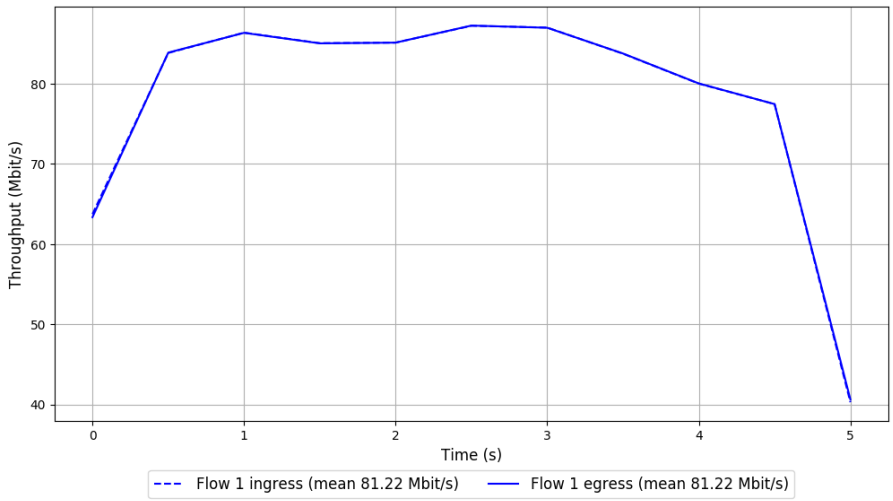

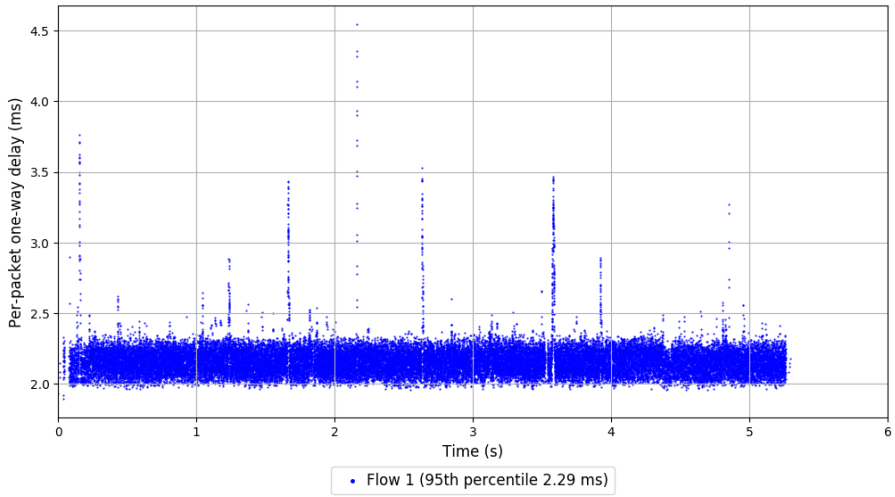

```
Run 8: Statistics of QUIC Cubic

Start at: Mon, 24 Jul 2017 22:04:44 +0000
End at: Mon, 24 Jul 2017 22:05:14 +0000
Local clock offset: -2.065 ms
Remote clock offset: 0.777 ms
```

Run 8: Report of QUIC Cubic — Data Link

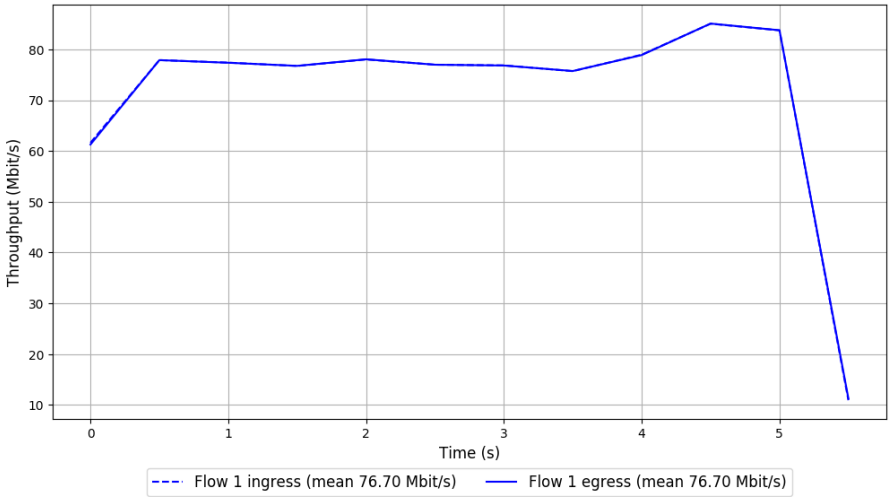

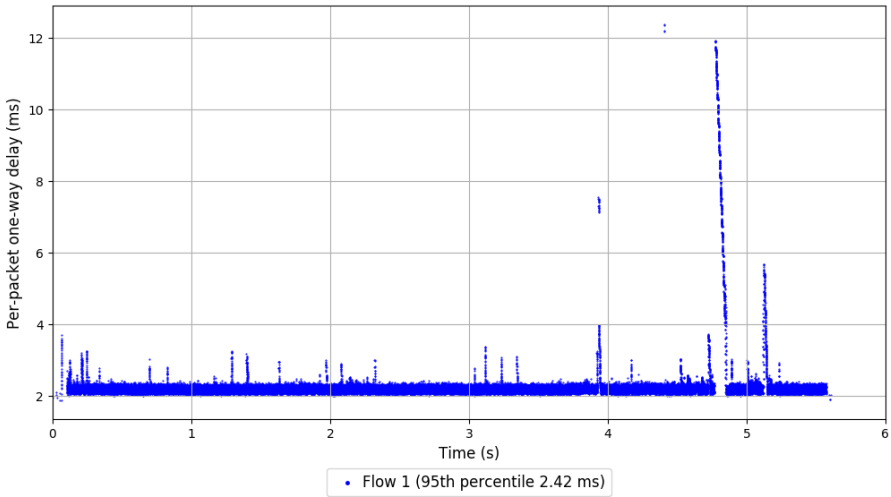

```
Run 9: Statistics of QUIC Cubic

Start at: Mon, 24 Jul 2017 22:21:45 +0000
End at: Mon, 24 Jul 2017 22:22:15 +0000
Local clock offset: -2.06 ms
Remote clock offset: 0.696 ms
```

Run 9: Report of QUIC Cubic — Data Link

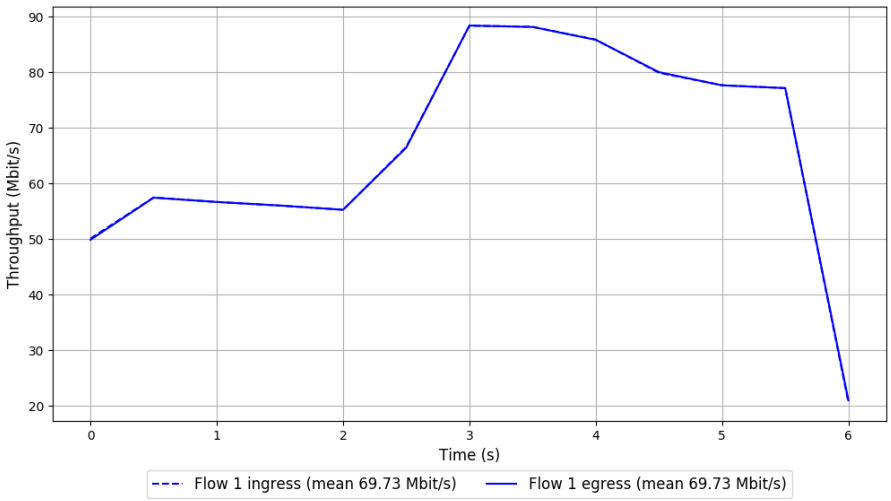

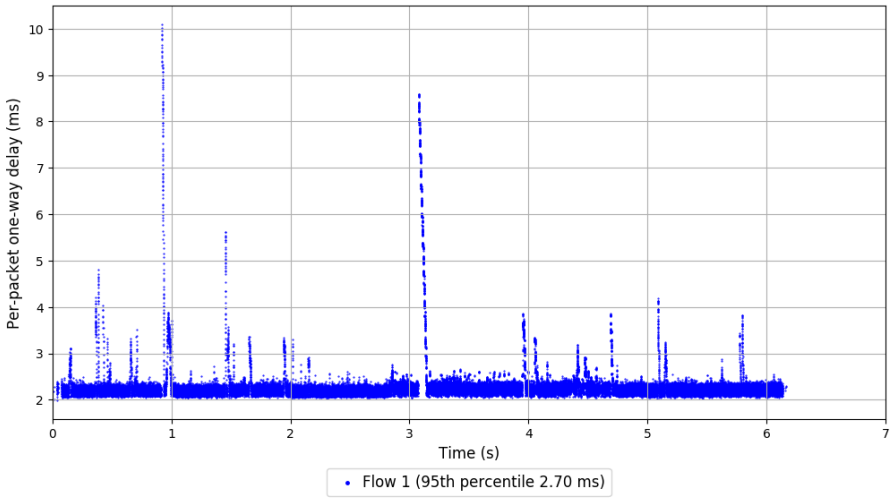

```
Run 10: Statistics of QUIC Cubic

Start at: Mon, 24 Jul 2017 22:38:43 +0000
End at: Mon, 24 Jul 2017 22:39:13 +0000
Local clock offset: -1.979 ms
Remote clock offset: 0.751 ms
```

Run 10: Report of QUIC Cubic — Data Link

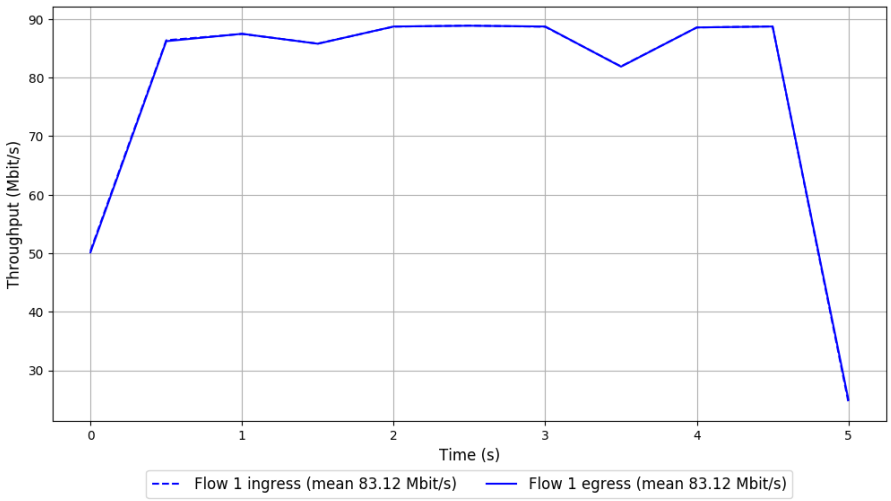

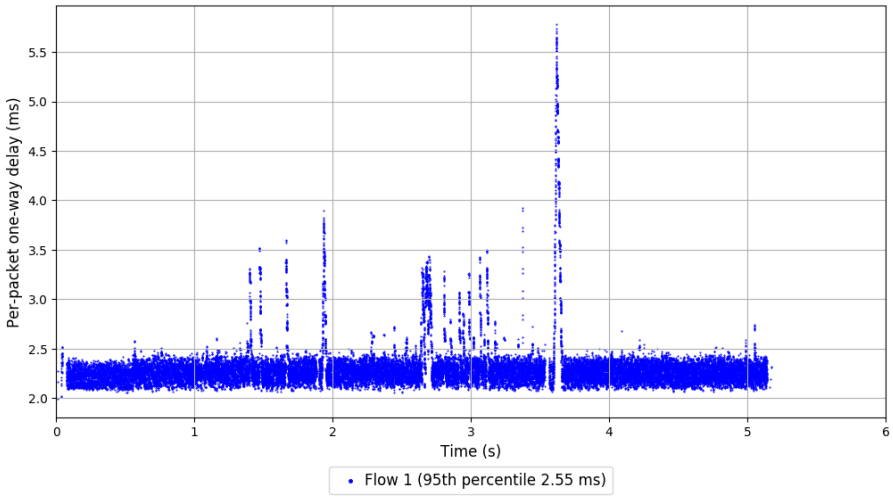

```
Run 1: Statistics of Saturator

Start at: Mon, 24 Jul 2017 20:11:22 +0000
End at: Mon, 24 Jul 2017 20:11:52 +0000
Local clock offset: -0.216 ms
Remote clock offset: 2.678 ms

# Below is generated by plot.py at Tue, 25 Jul 2017 02:18:25 +0000
# Datalink statistics
-- Total of 1 flow:
Average throughput: 97.51 Mbit/s
95th percentile per-packet one-way delay: 22.720 ms
Loss rate: 0.01%
-- Flow 1:
Average throughput: 97.51 Mbit/s
95th percentile per-packet one-way delay: 22.720 ms
Loss rate: 0.01%
```

Run 1: Report of Saturator — Data Link

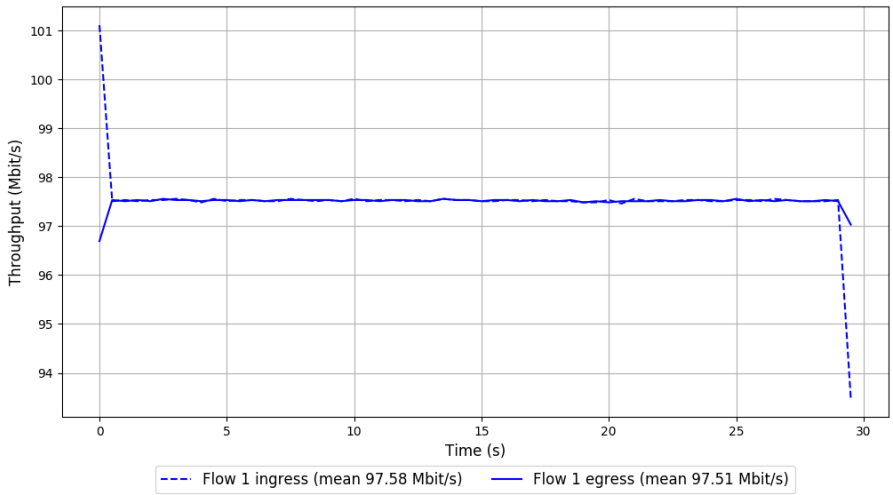

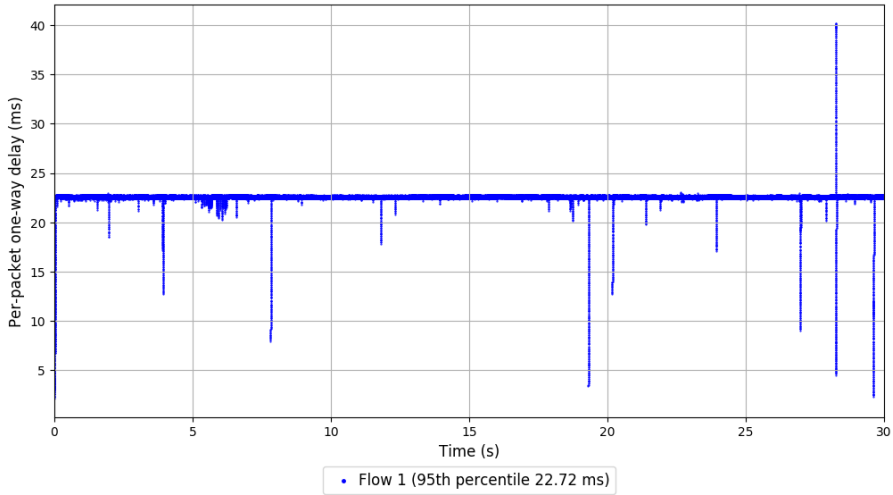

```
Run 2: Statistics of Saturator

Start at: Mon, 24 Jul 2017 20:28:20 +0000
End at: Mon, 24 Jul 2017 20:28:51 +0000
Local clock offset: -0.188 ms
Remote clock offset: 1.931 ms

# Below is generated by plot.py at Tue, 25 Jul 2017 02:18:25 +0000
# Datalink statistics
-- Total of 1 flow:
Average throughput: 97.52 Mbit/s
95th percentile per-packet one-way delay: 22.755 ms
Loss rate: 0.00%
-- Flow 1:
Average throughput: 97.52 Mbit/s
95th percentile per-packet one-way delay: 22.755 ms
Loss rate: 0.00%
```

Run 2: Report of Saturator — Data Link

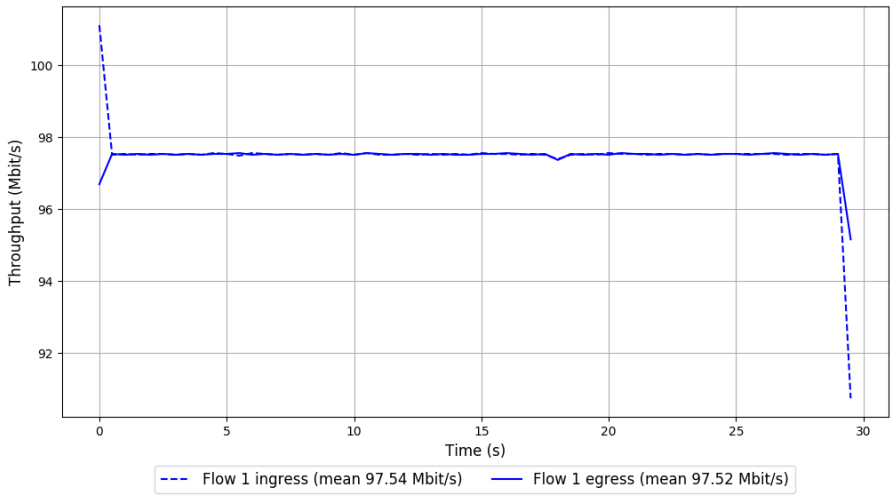

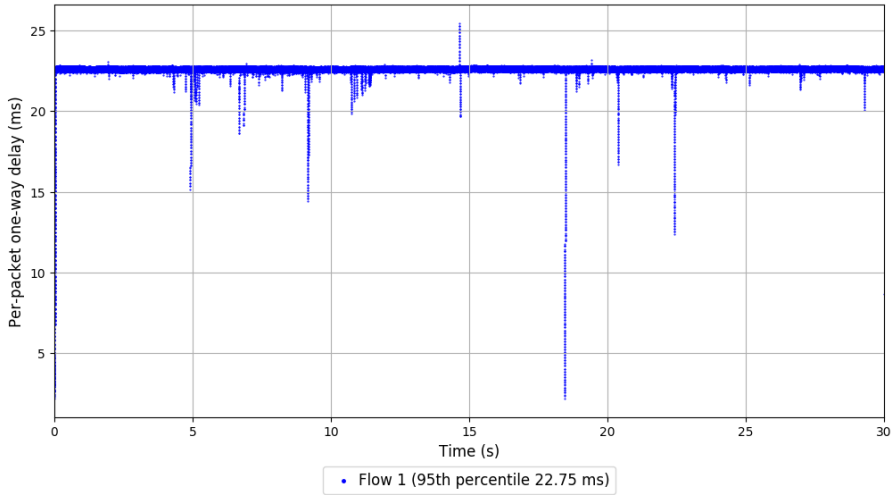

```
Run 3: Statistics of Saturator

Start at: Mon, 24 Jul 2017 20:45:17 +0000
End at: Mon, 24 Jul 2017 20:45:47 +0000
Local clock offset: -0.264 ms
Remote clock offset: 1.198 ms

# Below is generated by plot.py at Tue, 25 Jul 2017 02:18:39 +0000
# Datalink statistics
-- Total of 1 flow:
Average throughput: 97.48 Mbit/s
95th percentile per-packet one-way delay: 22.587 ms
Loss rate: 0.05%
-- Flow 1:
Average throughput: 97.48 Mbit/s
95th percentile per-packet one-way delay: 22.587 ms
Loss rate: 0.05%
```

Run 3: Report of Saturator — Data Link

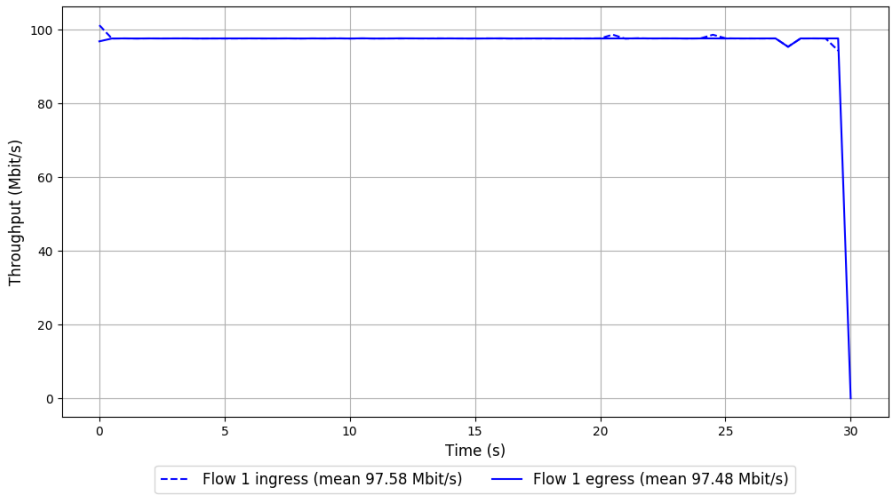

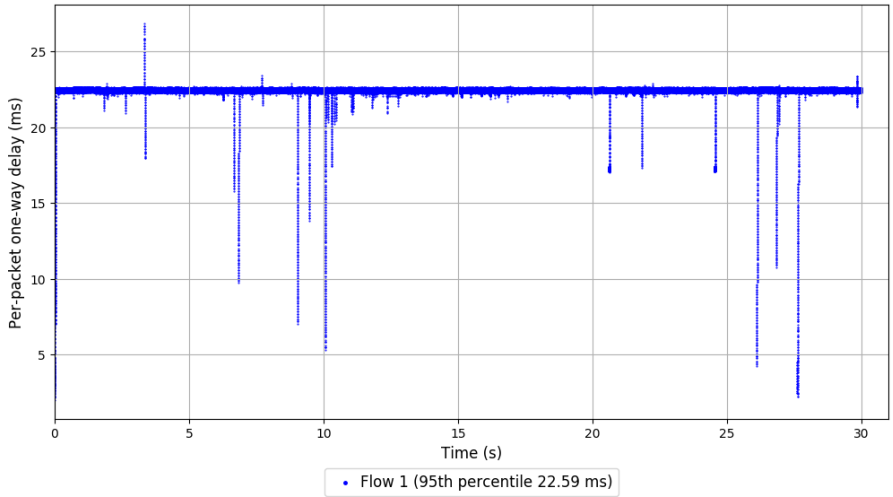

```
Run 4: Statistics of Saturator

Start at: Mon, 24 Jul 2017 21:02:13 +0000
End at: Mon, 24 Jul 2017 21:02:43 +0000
Local clock offset: -0.758 ms
Remote clock offset: 1.003 ms

# Below is generated by plot.py at Tue, 25 Jul 2017 02:18:39 +0000
# Datalink statistics
-- Total of 1 flow:
Average throughput: 97.38 Mbit/s
95th percentile per-packet one-way delay: 22.672 ms
Loss rate: 0.04%
-- Flow 1:
Average throughput: 97.38 Mbit/s
95th percentile per-packet one-way delay: 22.672 ms
Loss rate: 0.04%
```

Run 4: Report of Saturator — Data Link

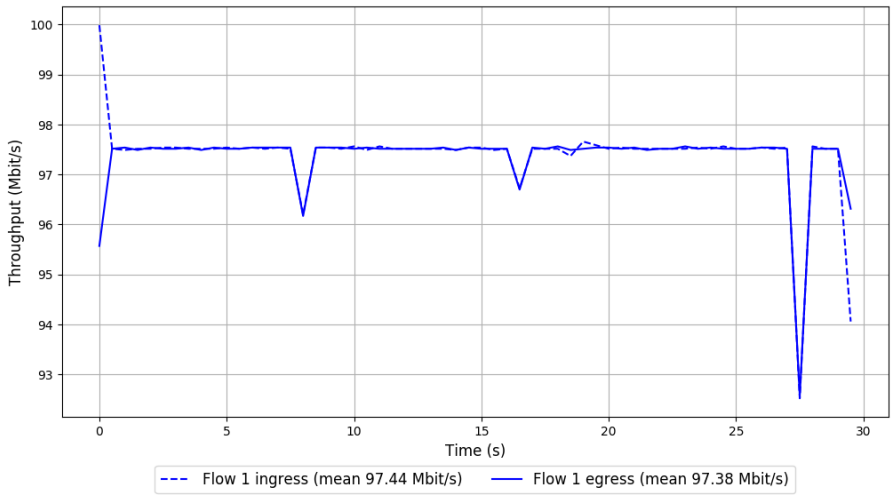

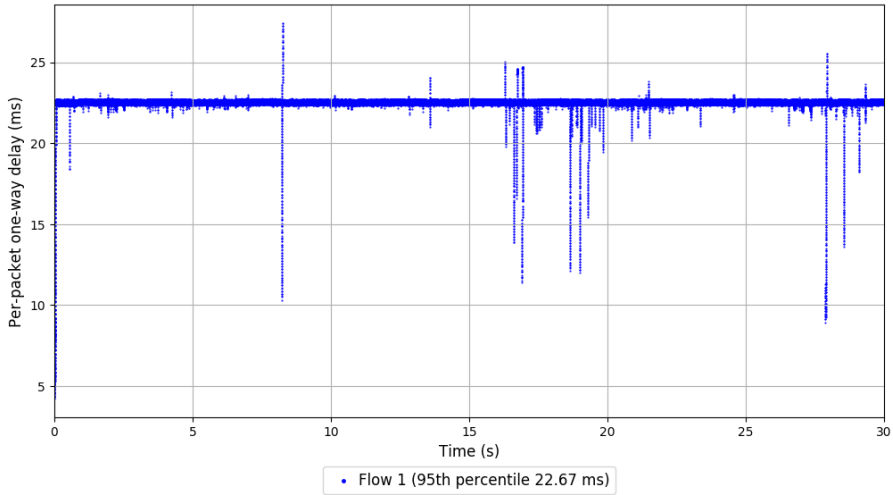

```
Run 5: Statistics of Saturator

Start at: Mon, 24 Jul 2017 21:19:15 +0000
End at: Mon, 24 Jul 2017 21:19:45 +0000
Local clock offset: -1.261 ms
Remote clock offset: 0.814 ms

# Below is generated by plot.py at Tue, 25 Jul 2017 02:18:52 +0000
# Datalink statistics
-- Total of 1 flow:
Average throughput: 97.43 Mbit/s
95th percentile per-packet one-way delay: 22.556 ms
Loss rate: 0.02%
-- Flow 1:
Average throughput: 97.43 Mbit/s
95th percentile per-packet one-way delay: 22.556 ms
Loss rate: 0.02%
```

Run 5: Report of Saturator — Data Link

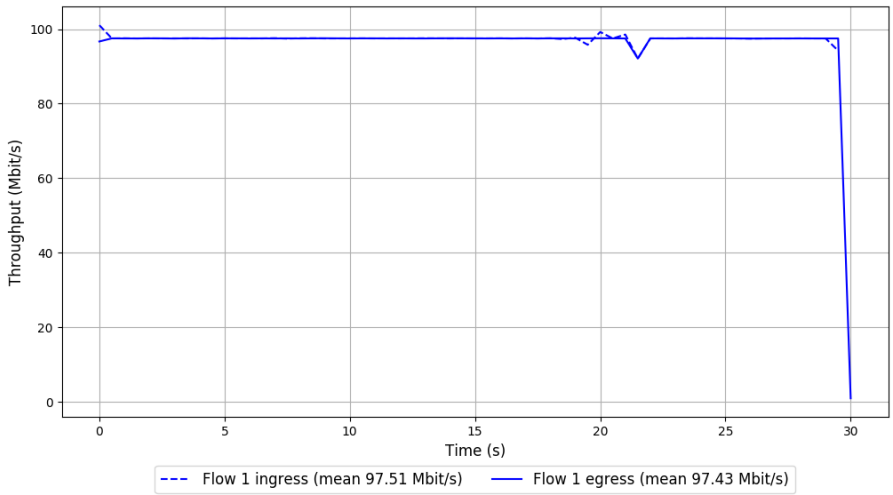

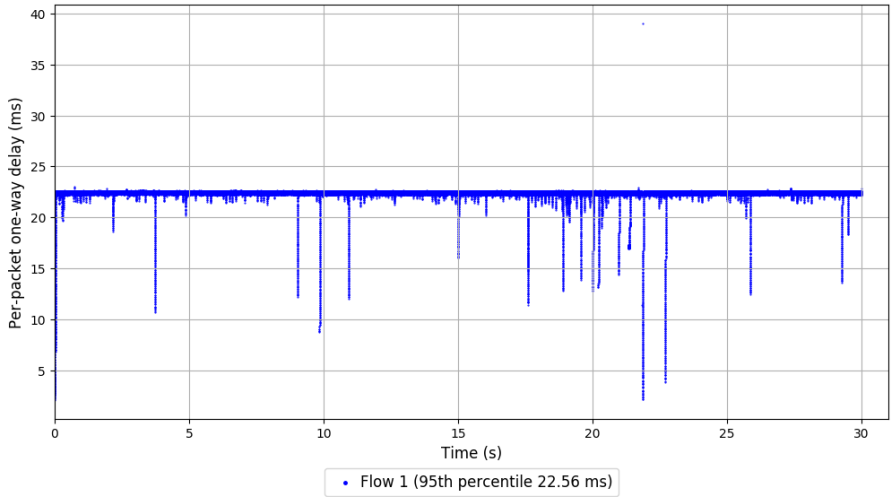

```
Run 6: Statistics of Saturator

Start at: Mon, 24 Jul 2017 21:36:14 +0000
End at: Mon, 24 Jul 2017 21:36:44 +0000
Local clock offset: -1.797 ms
Remote clock offset: 0.876 ms

# Below is generated by plot.py at Tue, 25 Jul 2017 02:18:52 +0000
# Datalink statistics
-- Total of 1 flow:
Average throughput: 97.46 Mbit/s
95th percentile per-packet one-way delay: 22.609 ms
Loss rate: 0.00%
-- Flow 1:
Average throughput: 97.46 Mbit/s
95th percentile per-packet one-way delay: 22.609 ms
Loss rate: 0.00%
```

Run 6: Report of Saturator — Data Link

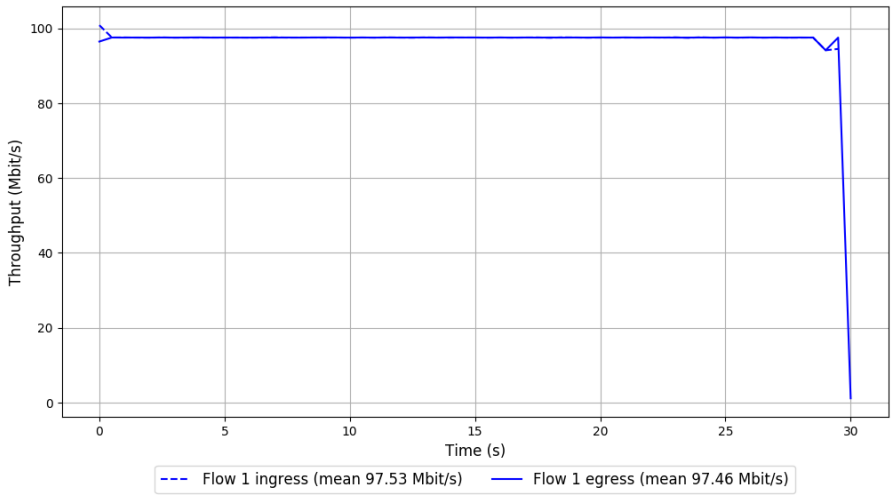

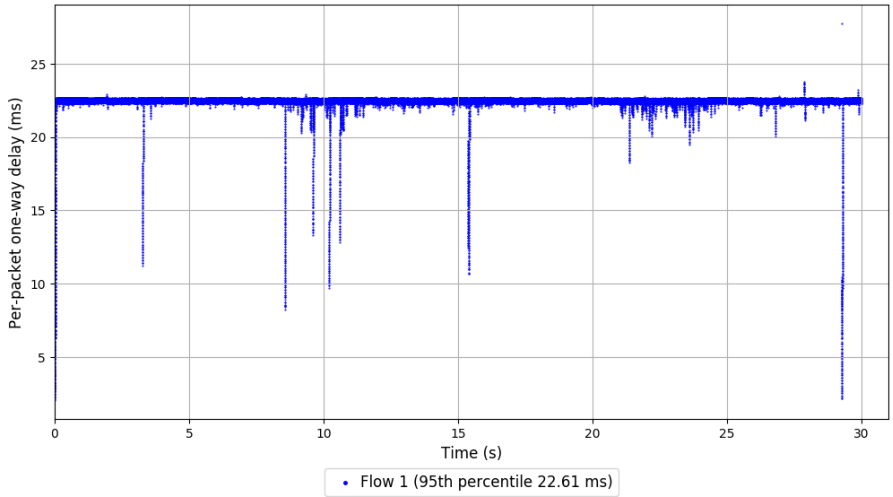

```
Run 7: Statistics of Saturator

Start at: Mon, 24 Jul 2017 21:53:18 +0000
End at: Mon, 24 Jul 2017 21:53:48 +0000
Local clock offset: -2.083 ms
Remote clock offset: 0.951 ms

# Below is generated by plot.py at Tue, 25 Jul 2017 02:19:05 +0000
# Datalink statistics
-- Total of 1 flow:
Average throughput: 97.52 Mbit/s
95th percentile per-packet one-way delay: 22.732 ms
Loss rate: 0.02%
-- Flow 1:
Average throughput: 97.52 Mbit/s
95th percentile per-packet one-way delay: 22.732 ms
Loss rate: 0.02%
```

Run 7: Report of Saturator — Data Link

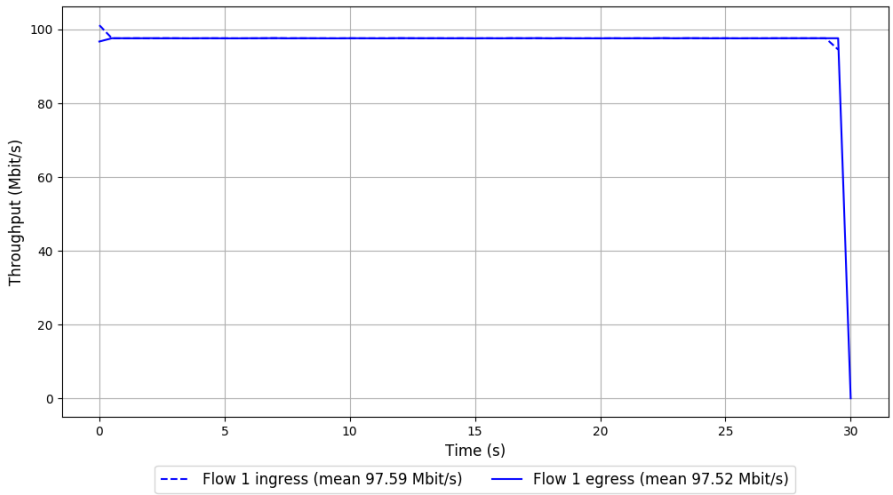

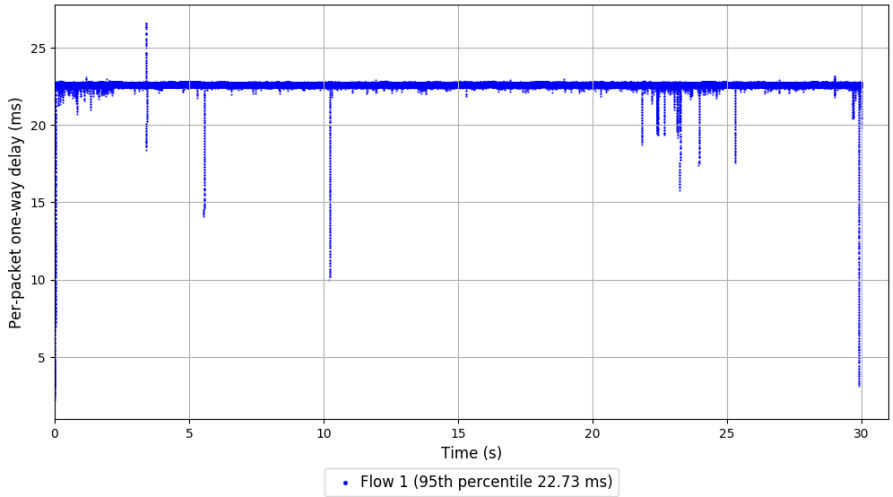

```
Run 8: Statistics of Saturator

Start at: Mon, 24 Jul 2017 22:10:19 +0000
End at: Mon, 24 Jul 2017 22:10:49 +0000
Local clock offset: -2.12 ms
Remote clock offset: 0.801 ms

# Below is generated by plot.py at Tue, 25 Jul 2017 02:19:05 +0000
# Datalink statistics
-- Total of 1 flow:
Average throughput: 97.49 Mbit/s
95th percentile per-packet one-way delay: 22.804 ms
Loss rate: 0.04%
-- Flow 1:
Average throughput: 97.49 Mbit/s
95th percentile per-packet one-way delay: 22.804 ms
Loss rate: 0.04%
```

Run 8: Report of Saturator — Data Link

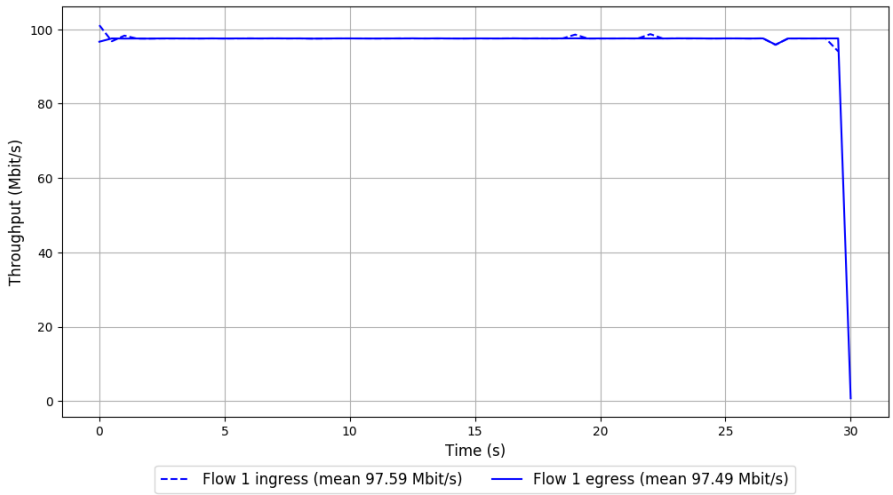

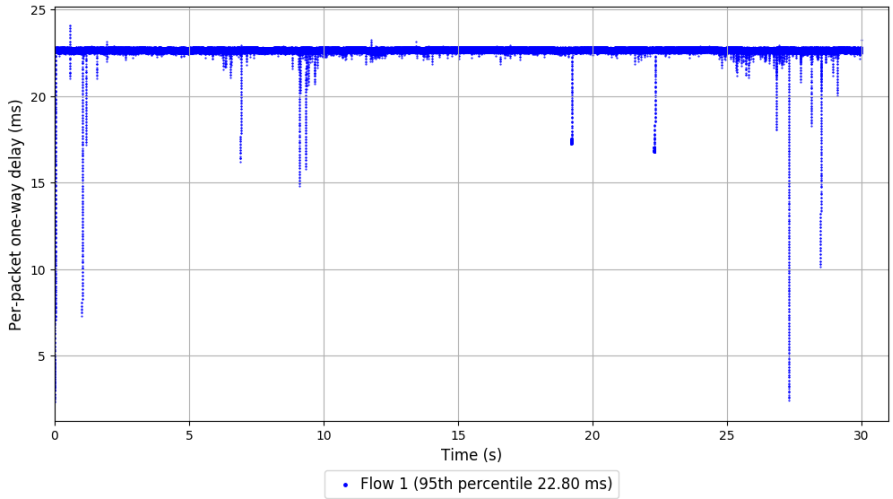

```
Run 9: Statistics of Saturator

Start at: Mon, 24 Jul 2017 22:27:16 +0000
End at: Mon, 24 Jul 2017 22:27:46 +0000
Local clock offset: -1.978 ms
Remote clock offset: -13.317 ms

# Below is generated by plot.py at Tue, 25 Jul 2017 02:19:18 +0000
# Datalink statistics
-- Total of 1 flow:
Average throughput: 97.49 Mbit/s
95th percentile per-packet one-way delay: 8.620 ms
Loss rate: 0.02%
-- Flow 1:
Average throughput: 97.49 Mbit/s
95th percentile per-packet one-way delay: 8.620 ms
Loss rate: 0.02%
```

Run 9: Report of Saturator — Data Link

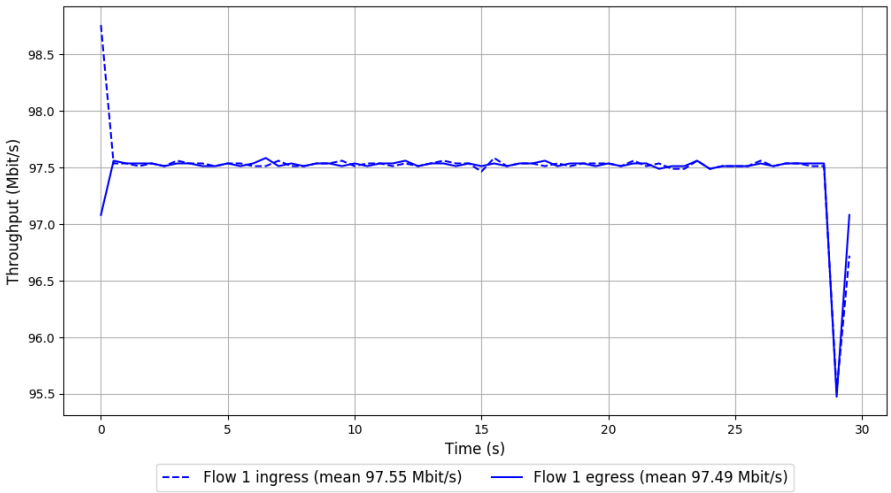

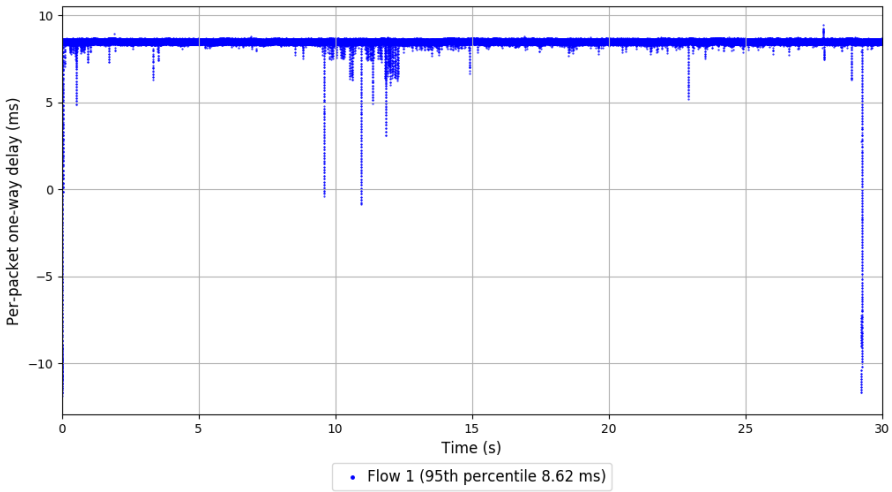

```
Run 10: Statistics of Saturator

Start at: Mon, 24 Jul 2017 22:44:15 +0000
End at: Mon, 24 Jul 2017 22:44:45 +0000
Local clock offset: -1.997 ms
Remote clock offset: 0.734 ms

# Below is generated by plot.py at Tue, 25 Jul 2017 02:19:19 +0000
# Datalink statistics
-- Total of 1 flow:
Average throughput: 97.52 Mbit/s
95th percentile per-packet one-way delay: 22.695 ms
Loss rate: 0.01%
-- Flow 1:
Average throughput: 97.52 Mbit/s
95th percentile per-packet one-way delay: 22.695 ms
Loss rate: 0.01%
```

Run 10: Report of Saturator — Data Link

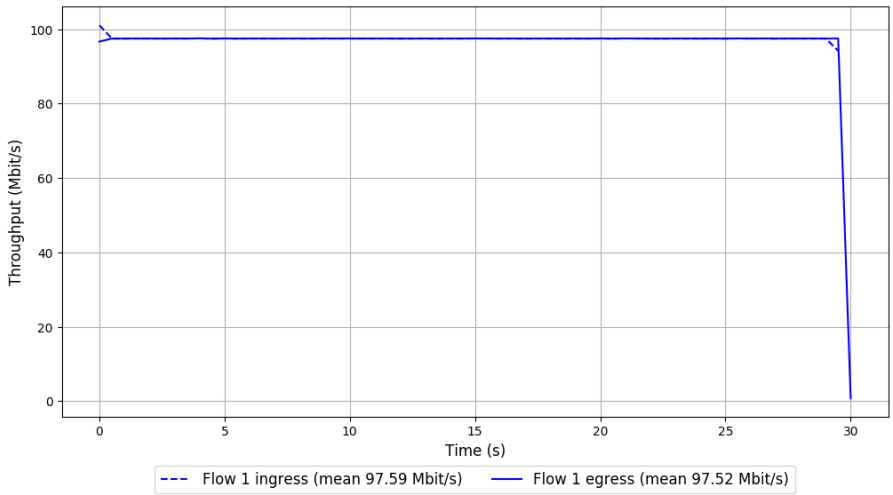

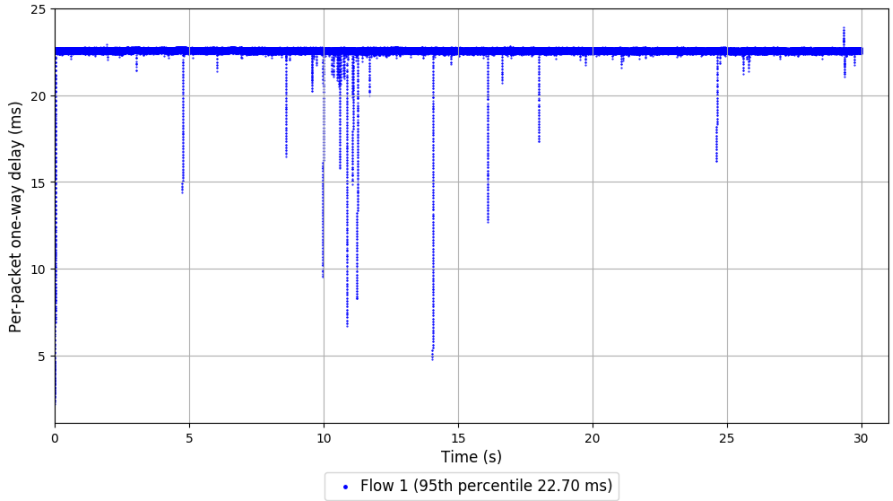

```
Run 1: Statistics of SCReAM

Start at: Mon, 24 Jul 2017 20:03:38 +0000
End at: Mon, 24 Jul 2017 20:04:08 +0000
Local clock offset: -0.263 ms
Remote clock offset: 2.447 ms

# Below is generated by plot.py at Tue, 25 Jul 2017 02:19:19 +0000
# Datalink statistics
-- Total of 1 flow:
Average throughput: 0.22 Mbit/s
95th percentile per-packet one-way delay: 2.232 ms
Loss rate: 0.00%
-- Flow 1:
Average throughput: 0.22 Mbit/s
95th percentile per-packet one-way delay: 2.232 ms
Loss rate: 0.00%
```

Run 1: Report of SCReAM — Data Link

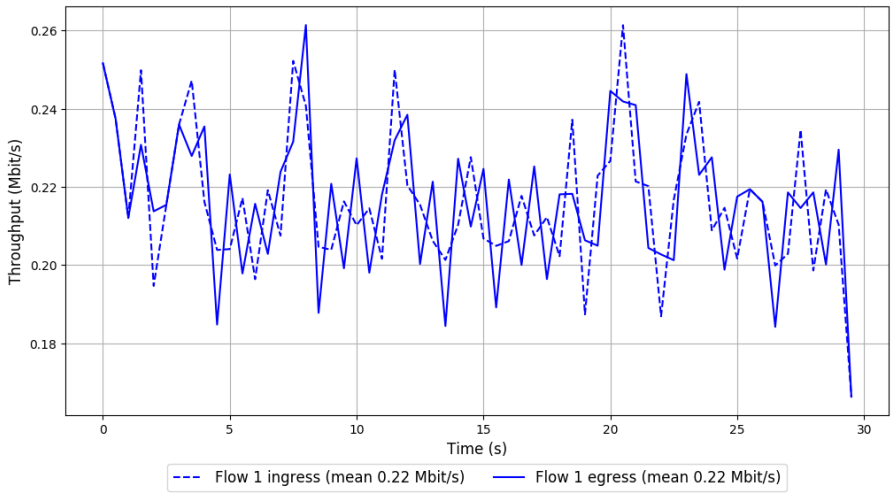

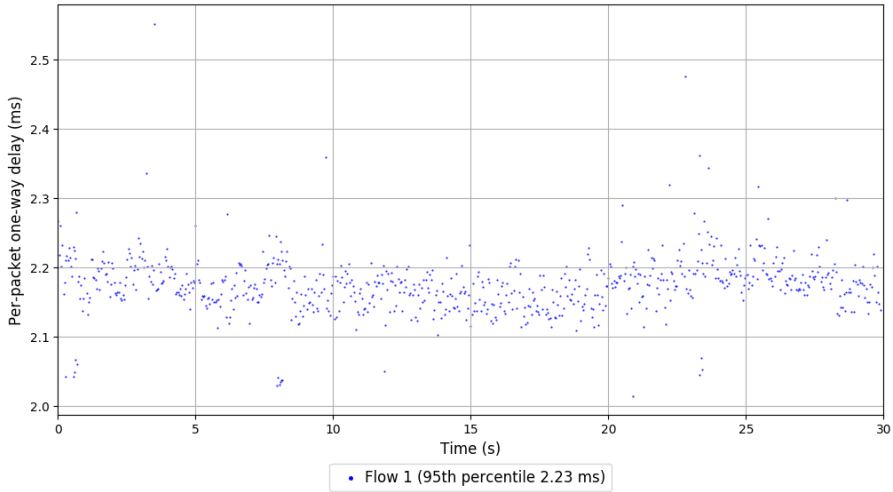

```
Run 2: Statistics of SCReAM

Start at: Mon, 24 Jul 2017 20:20:41 +0000
End at: Mon, 24 Jul 2017 20:21:11 +0000
Local clock offset: -0.235 ms
Remote clock offset: 2.045 ms

# Below is generated by plot.py at Tue, 25 Jul 2017 02:19:19 +0000
# Datalink statistics
-- Total of 1 flow:
Average throughput: 0.22 Mbit/s
95th percentile per-packet one-way delay: 2.206 ms
Loss rate: 0.00%
-- Flow 1:
Average throughput: 0.22 Mbit/s
95th percentile per-packet one-way delay: 2.206 ms
Loss rate: 0.00%
```

Run 2: Report of SCReAM — Data Link

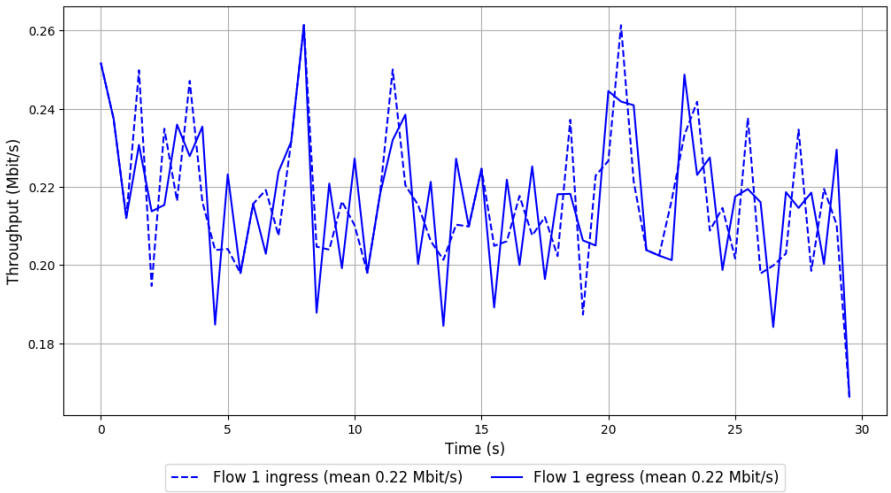

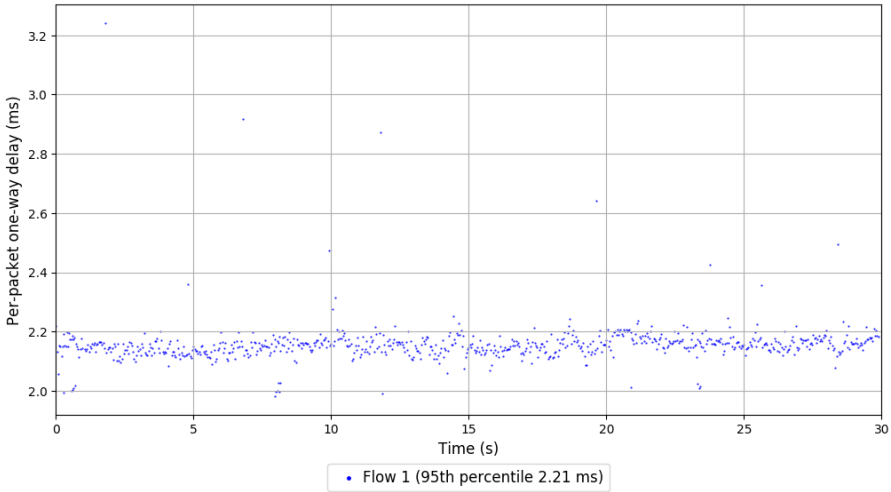

```
Run 3: Statistics of SCReAM

Start at: Mon, 24 Jul 2017 20:37:39 +0000
End at: Mon, 24 Jul 2017 20:38:09 +0000
Local clock offset: -0.077 ms
Remote clock offset: 1.651 ms

# Below is generated by plot.py at Tue, 25 Jul 2017 02:19:20 +0000
# Datalink statistics
-- Total of 1 flow:
Average throughput: 0.22 Mbit/s
95th percentile per-packet one-way delay: 2.228 ms
Loss rate: 0.00%
-- Flow 1:
Average throughput: 0.22 Mbit/s
95th percentile per-packet one-way delay: 2.228 ms
Loss rate: 0.00%
```

Run 3: Report of SCReAM — Data Link

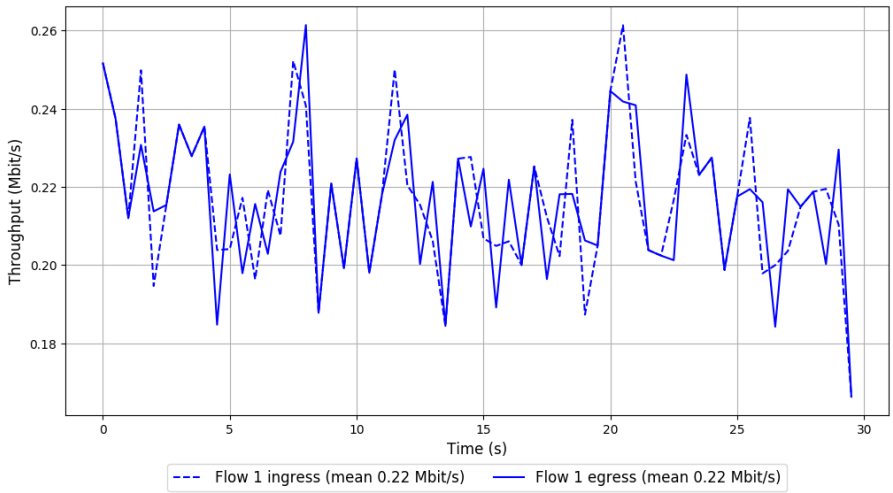

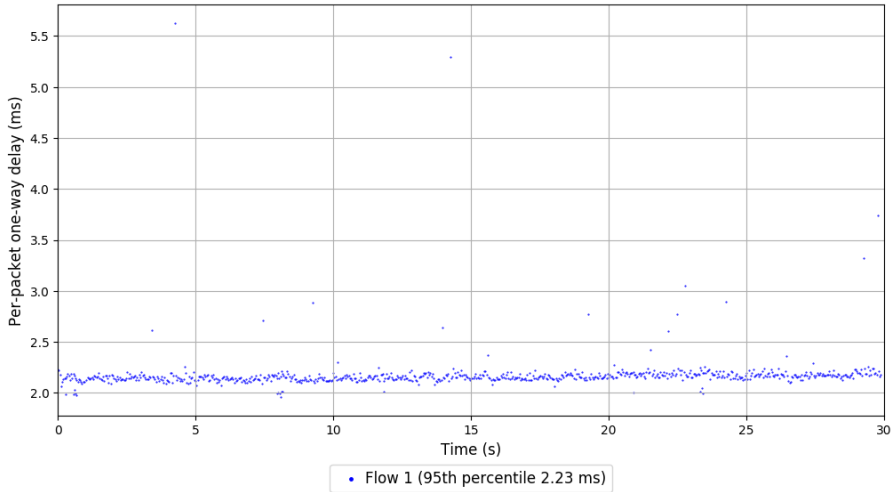

```
Run 4: Statistics of SCReAM

Start at: Mon, 24 Jul 2017 20:54:36 +0000
End at: Mon, 24 Jul 2017 20:55:06 +0000
Local clock offset: -0.555 ms
Remote clock offset: 1.079 ms

# Below is generated by plot.py at Tue, 25 Jul 2017 02:19:21 +0000
# Datalink statistics
-- Total of 1 flow:
Average throughput: 0.22 Mbit/s
95th percentile per-packet one-way delay: 2.229 ms
Loss rate: 0.00%
-- Flow 1:
Average throughput: 0.22 Mbit/s
95th percentile per-packet one-way delay: 2.229 ms
Loss rate: 0.00%
```

Run 4: Report of SCReAM — Data Link

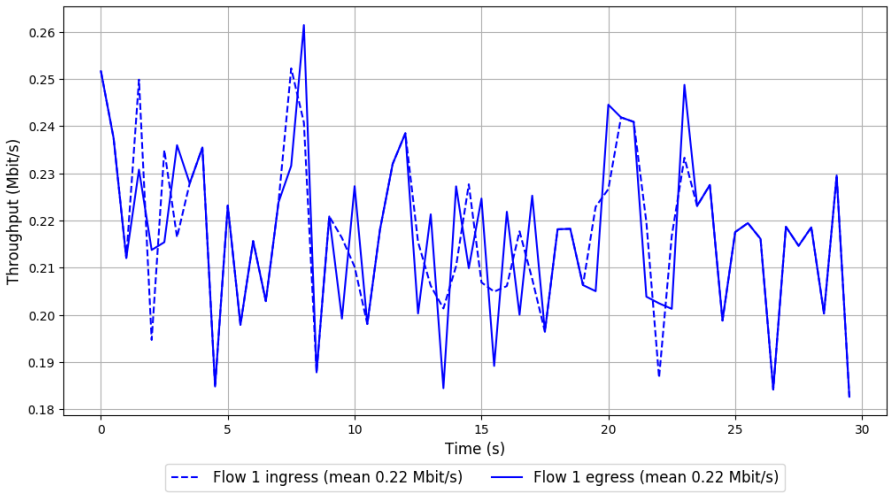

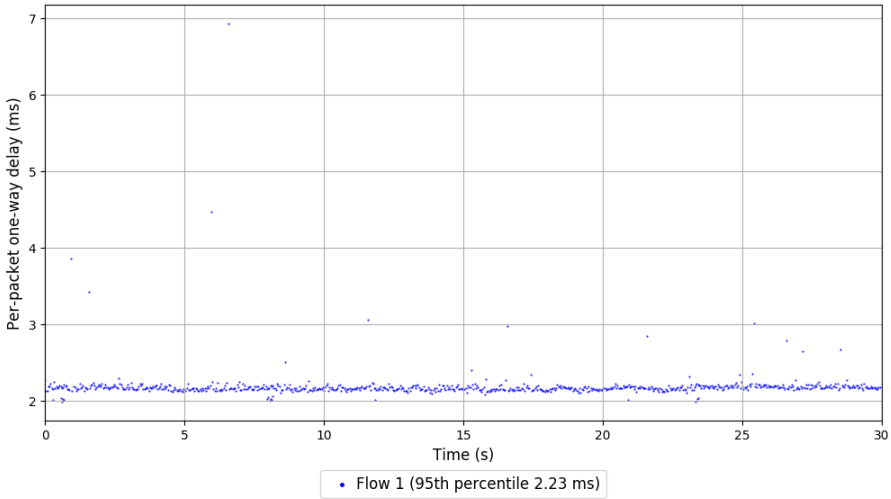

```
Run 5: Statistics of SCReAM

Start at: Mon, 24 Jul 2017 21:11:32 +0000
End at: Mon, 24 Jul 2017 21:12:02 +0000
Local clock offset: -1.001 ms
Remote clock offset: 0.846 ms

# Below is generated by plot.py at Tue, 25 Jul 2017 02:19:21 +0000
# Datalink statistics
-- Total of 1 flow:
Average throughput: 0.22 Mbit/s
95th percentile per-packet one-way delay: 2.106 ms
Loss rate: 0.00%
-- Flow 1:
Average throughput: 0.22 Mbit/s
95th percentile per-packet one-way delay: 2.106 ms
Loss rate: 0.00%
```

Run 5: Report of SCReAM — Data Link

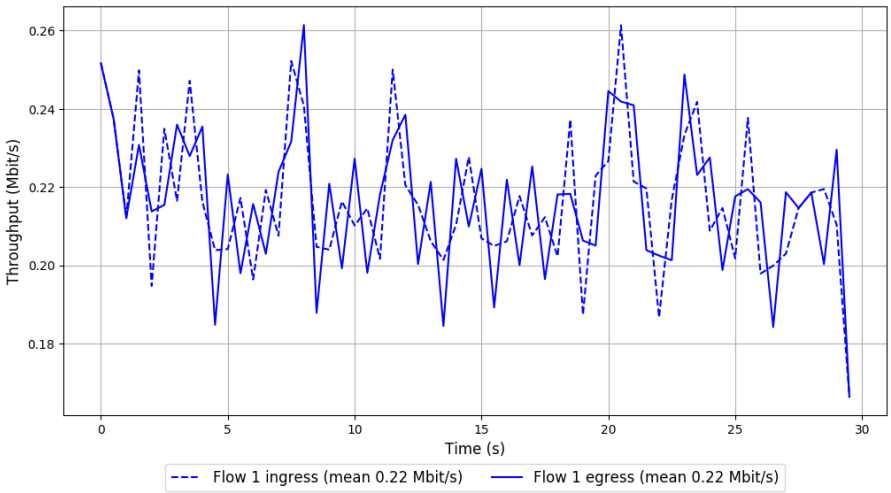

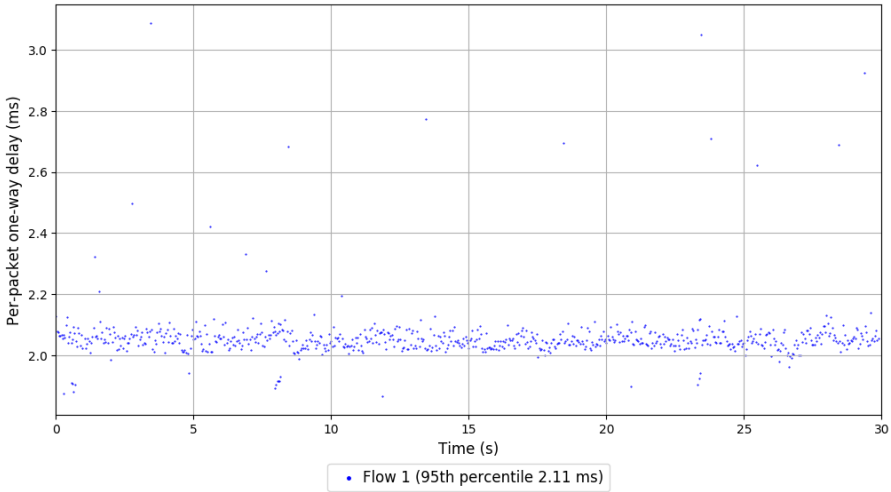

```
Run 6: Statistics of SCReAM

Start at: Mon, 24 Jul 2017 21:28:34 +0000
End at: Mon, 24 Jul 2017 21:29:04 +0000
Local clock offset: -1.572 ms
Remote clock offset: 1.045 ms

# Below is generated by plot.py at Tue, 25 Jul 2017 02:19:22 +0000
# Datalink statistics
-- Total of 1 flow:
Average throughput: 0.22 Mbit/s
95th percentile per-packet one-way delay: 2.263 ms
Loss rate: 0.00%
-- Flow 1:
Average throughput: 0.22 Mbit/s
95th percentile per-packet one-way delay: 2.263 ms
Loss rate: 0.00%
```

Run 6: Report of SCReAM — Data Link

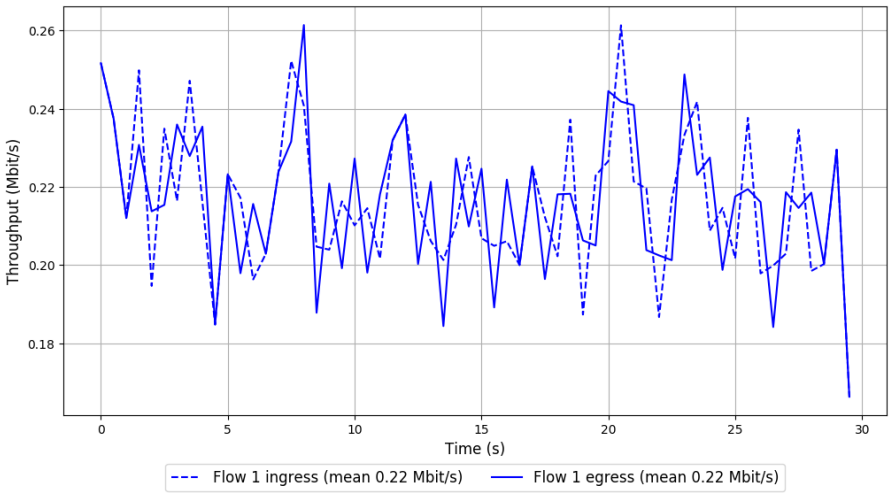

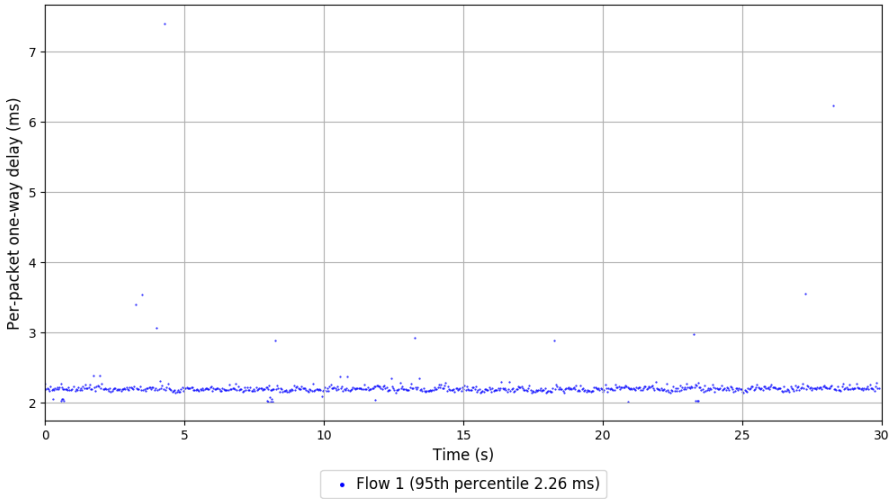

```
Run 7: Statistics of SCReAM

Start at: Mon, 24 Jul 2017 21:45:34 +0000
End at: Mon, 24 Jul 2017 21:46:04 +0000
Local clock offset: -1.986 ms
Remote clock offset: 0.942 ms

# Below is generated by plot.py at Tue, 25 Jul 2017 02:19:22 +0000
# Datalink statistics
-- Total of 1 flow:
Average throughput: 0.22 Mbit/s
95th percentile per-packet one-way delay: 2.177 ms
Loss rate: 0.00%
-- Flow 1:
Average throughput: 0.22 Mbit/s
95th percentile per-packet one-way delay: 2.177 ms
Loss rate: 0.00%
```

Run 7: Report of SCReAM — Data Link

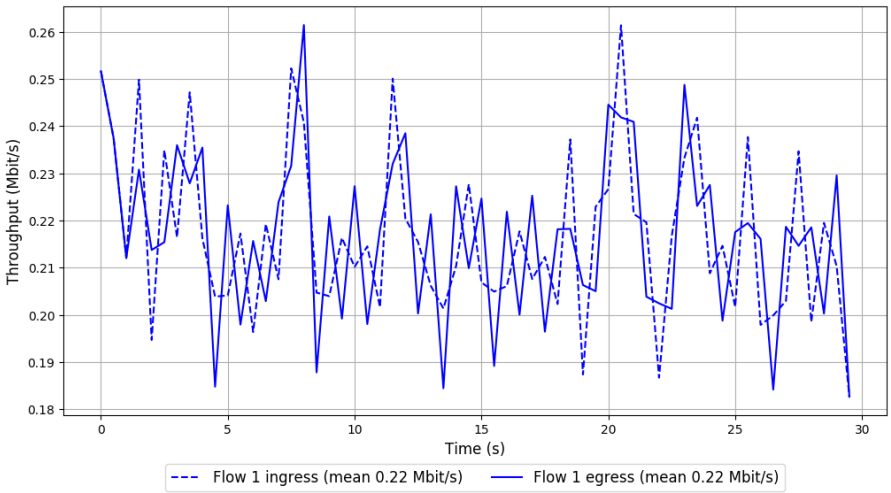

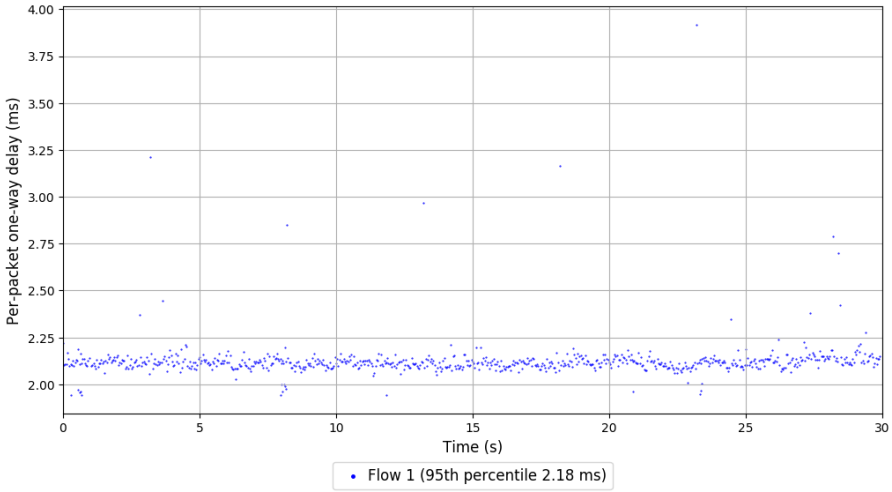

```
Run 8: Statistics of SCReAM

Start at: Mon, 24 Jul 2017 22:02:36 +0000
End at: Mon, 24 Jul 2017 22:03:06 +0000
Local clock offset: -2.046 ms
Remote clock offset: 0.859 ms

# Below is generated by plot.py at Tue, 25 Jul 2017 02:19:23 +0000
# Datalink statistics
-- Total of 1 flow:
Average throughput: 0.22 Mbit/s
95th percentile per-packet one-way delay: 2.219 ms
Loss rate: 0.00%
-- Flow 1:
Average throughput: 0.22 Mbit/s
95th percentile per-packet one-way delay: 2.219 ms
Loss rate: 0.00%
```

Run 8: Report of SCReAM — Data Link

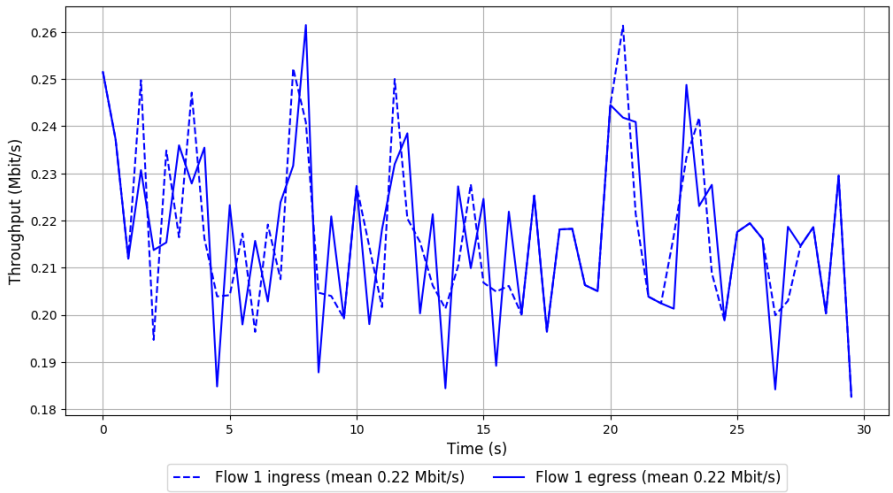

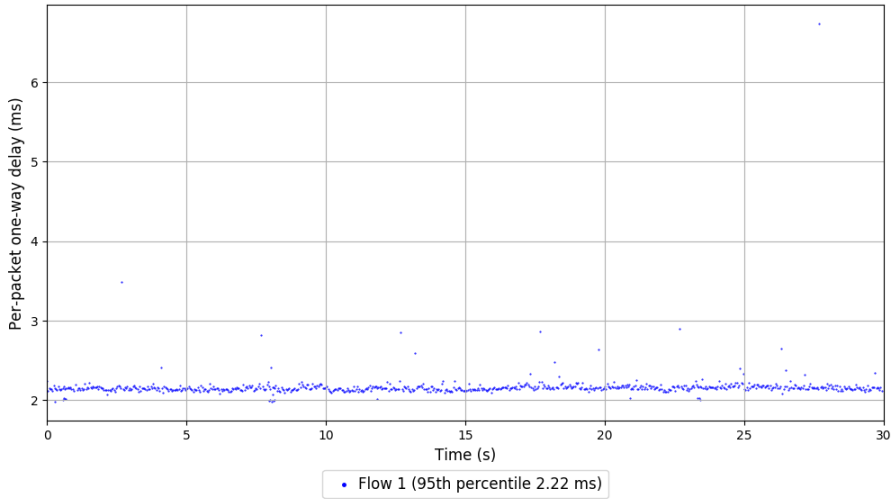

```
Run 9: Statistics of SCReAM

Start at: Mon, 24 Jul 2017 22:19:37 +0000
End at: Mon, 24 Jul 2017 22:20:07 +0000
Local clock offset: -2.018 ms
Remote clock offset: 0.733 ms

# Below is generated by plot.py at Tue, 25 Jul 2017 02:19:24 +0000
# Datalink statistics
-- Total of 1 flow:
Average throughput: 0.22 Mbit/s
95th percentile per-packet one-way delay: 2.233 ms
Loss rate: 0.00%
-- Flow 1:
Average throughput: 0.22 Mbit/s
95th percentile per-packet one-way delay: 2.233 ms
Loss rate: 0.00%
```

Run 9: Report of SCReAM — Data Link

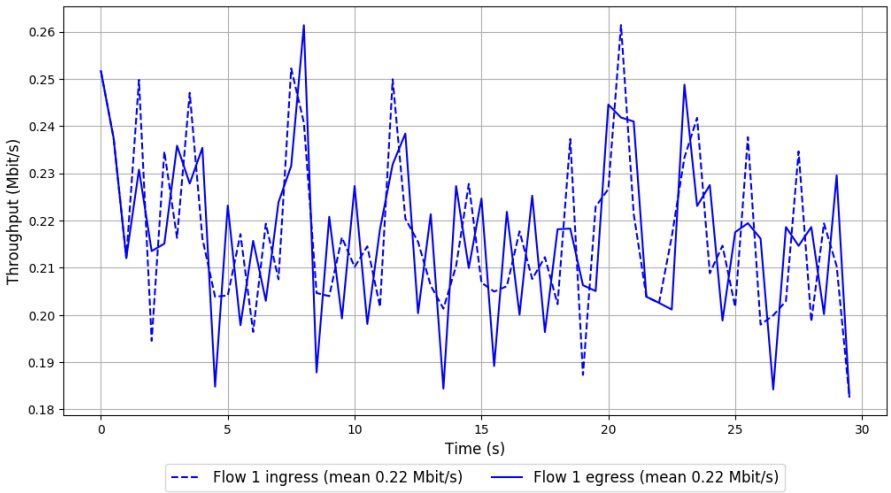

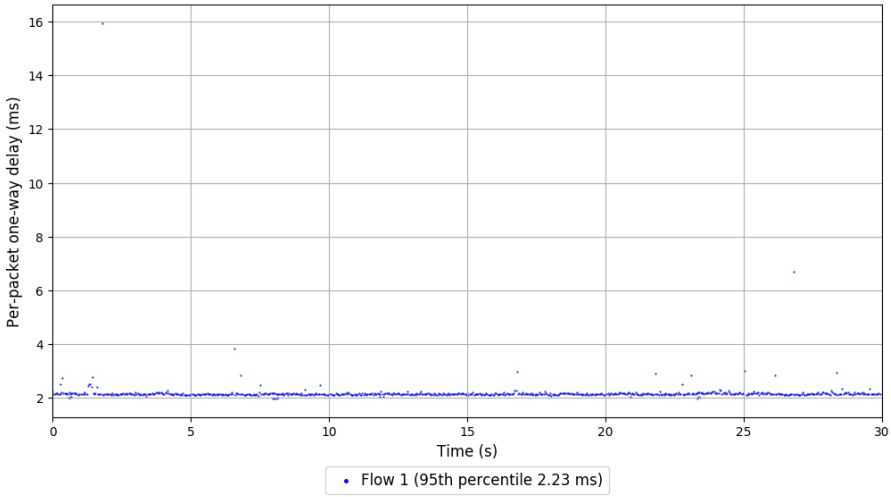

```
Run 10: Statistics of SCReAM

Start at: Mon, 24 Jul 2017 22:36:35 +0000
End at: Mon, 24 Jul 2017 22:37:05 +0000
Local clock offset: -1.998 ms
Remote clock offset: 0.653 ms

# Below is generated by plot.py at Tue, 25 Jul 2017 02:19:24 +0000
# Datalink statistics
-- Total of 1 flow:
Average throughput: 0.22 Mbit/s
95th percentile per-packet one-way delay: 2.169 ms
Loss rate: 0.00%
-- Flow 1:
Average throughput: 0.22 Mbit/s
95th percentile per-packet one-way delay: 2.169 ms
Loss rate: 0.00%
```

Run 10: Report of SCReAM — Data Link

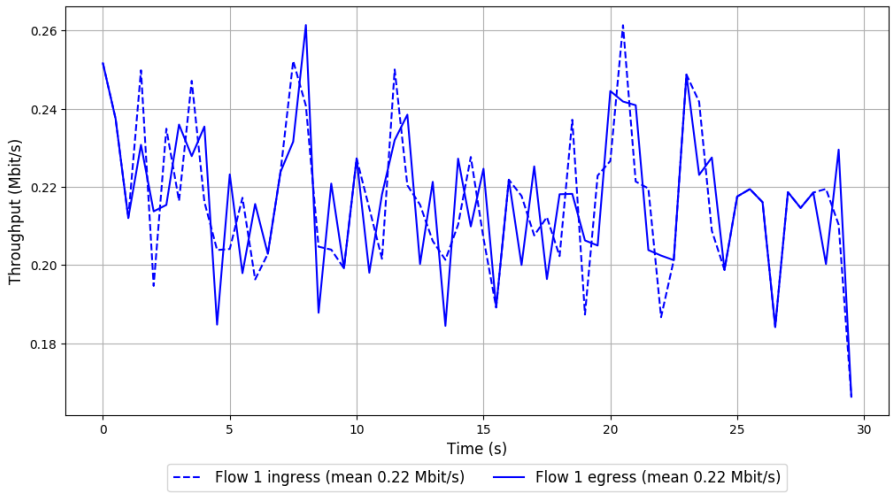

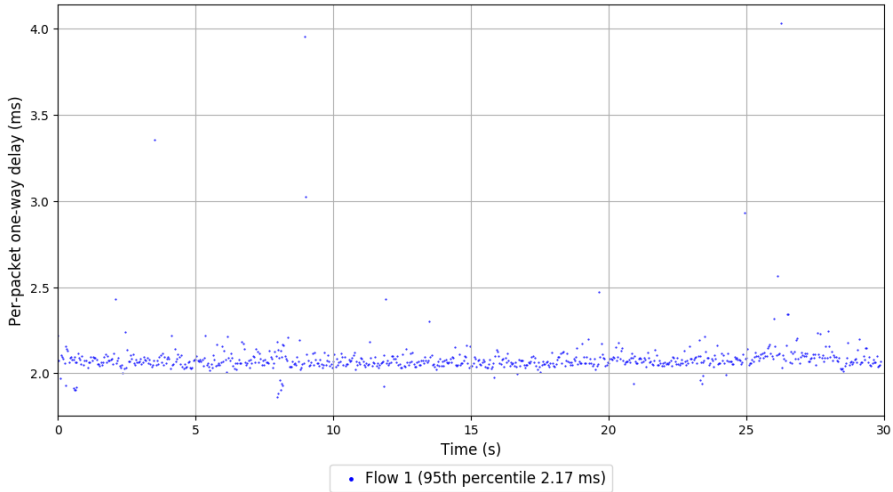

```
Run 1: Statistics of Sprout

Start at: Mon, 24 Jul 2017 20:07:57 +0000
End at: Mon, 24 Jul 2017 20:08:27 +0000
Local clock offset: -0.209 ms
Remote clock offset: 2.573 ms

# Below is generated by plot.py at Tue, 25 Jul 2017 02:19:31 +0000
# Datalink statistics
-- Total of 1 flow:
Average throughput: 50.30 Mbit/s
95th percentile per-packet one-way delay: 10.922 ms
Loss rate: 0.00%
-- Flow 1:
Average throughput: 50.30 Mbit/s
95th percentile per-packet one-way delay: 10.922 ms
Loss rate: 0.00%
```

Run 1: Report of Sprout — Data Link

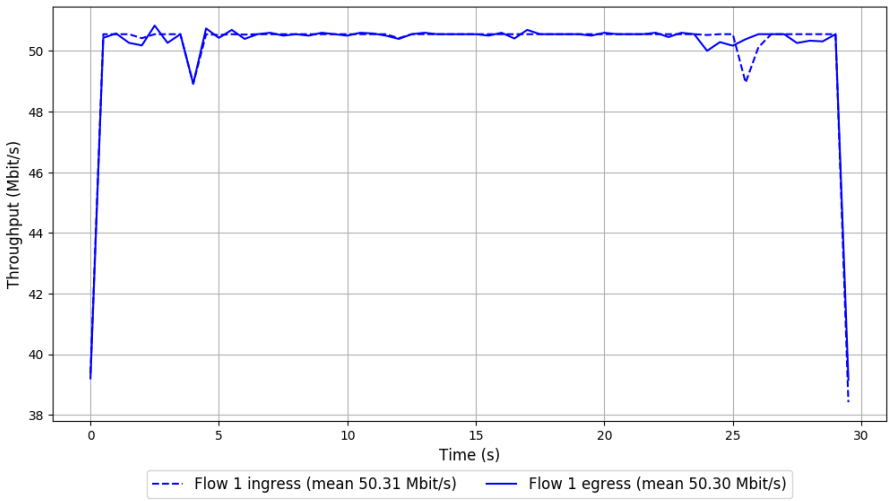

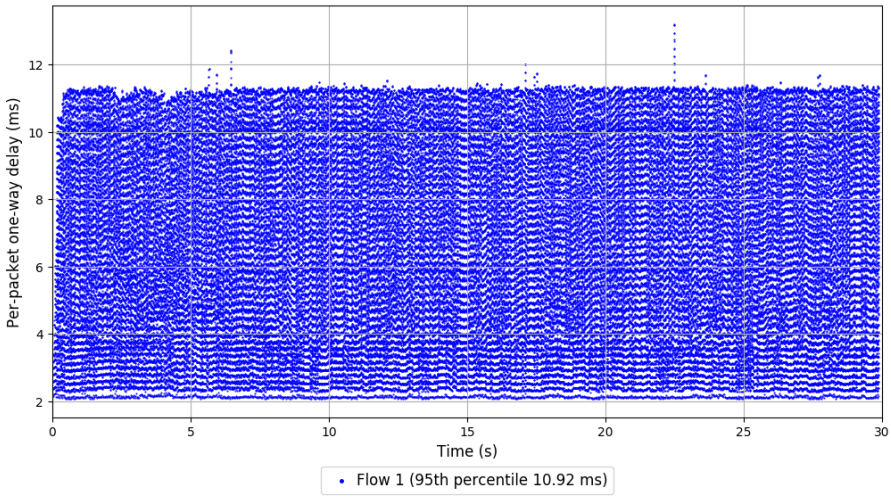

```
Run 2: Statistics of Sprout

Start at: Mon, 24 Jul 2017 20:25:00 +0000
End at: Mon, 24 Jul 2017 20:25:30 +0000
Local clock offset: -0.183 ms
Remote clock offset: 1.966 ms

# Below is generated by plot.py at Tue, 25 Jul 2017 02:19:32 +0000
# Datalink statistics
-- Total of 1 flow:
Average throughput: 50.24 Mbit/s
95th percentile per-packet one-way delay: 11.440 ms
Loss rate: 0.00%
-- Flow 1:
Average throughput: 50.24 Mbit/s
95th percentile per-packet one-way delay: 11.440 ms
Loss rate: 0.00%
```

Run 2: Report of Sprout — Data Link

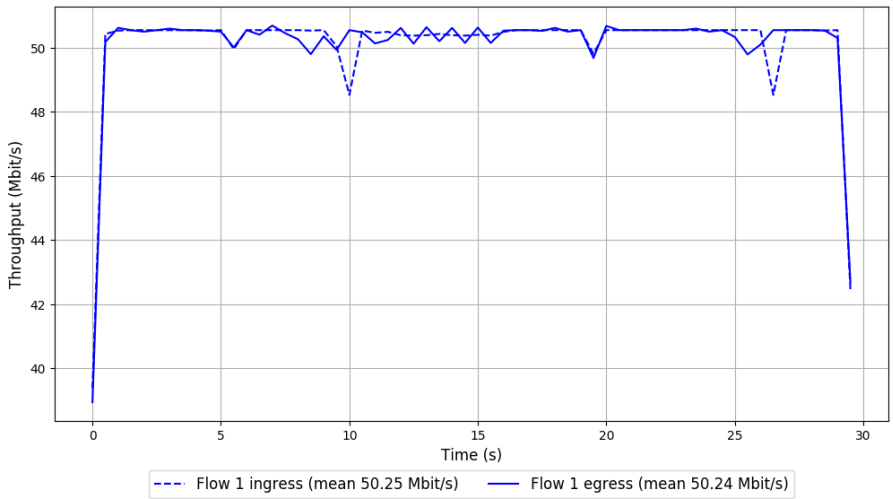

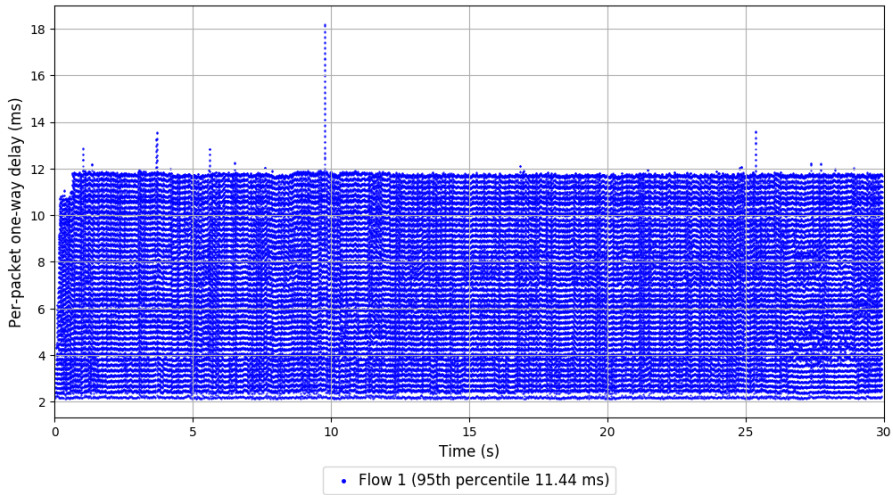

```
Run 3: Statistics of Sprout

Start at: Mon, 24 Jul 2017 20:41:57 +0000
End at: Mon, 24 Jul 2017 20:42:27 +0000
Local clock offset: -0.24 ms
Remote clock offset: 1.384 ms

# Below is generated by plot.py at Tue, 25 Jul 2017 02:19:38 +0000
# Datalink statistics
-- Total of 1 flow:
Average throughput: 50.26 Mbit/s
95th percentile per-packet one-way delay: 10.985 ms
Loss rate: 0.00%
-- Flow 1:
Average throughput: 50.26 Mbit/s
95th percentile per-packet one-way delay: 10.985 ms
Loss rate: 0.00%
```

Run 3: Report of Sprout — Data Link

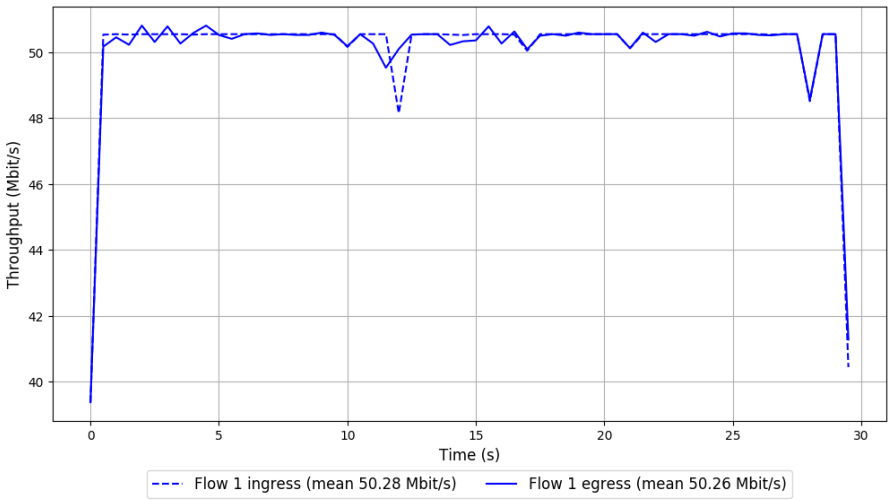

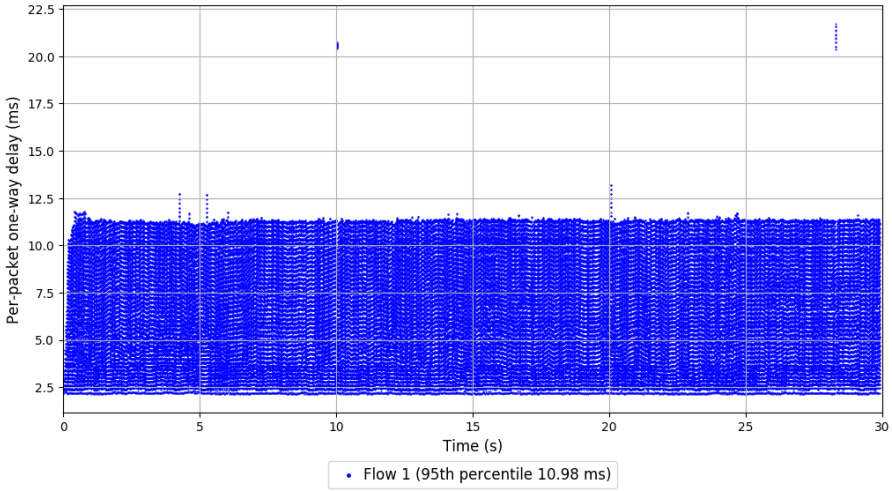

```
Run 4: Statistics of Sprout

Start at: Mon, 24 Jul 2017 20:58:53 +0000
End at: Mon, 24 Jul 2017 20:59:23 +0000
Local clock offset: -0.69 ms
Remote clock offset: 0.972 ms

# Below is generated by plot.py at Tue, 25 Jul 2017 02:19:39 +0000
# Datalink statistics
-- Total of 1 flow:
Average throughput: 50.26 Mbit/s
95th percentile per-packet one-way delay: 10.874 ms
Loss rate: 0.00%
-- Flow 1:
Average throughput: 50.26 Mbit/s
95th percentile per-packet one-way delay: 10.874 ms
Loss rate: 0.00%
```

Run 4: Report of Sprout — Data Link

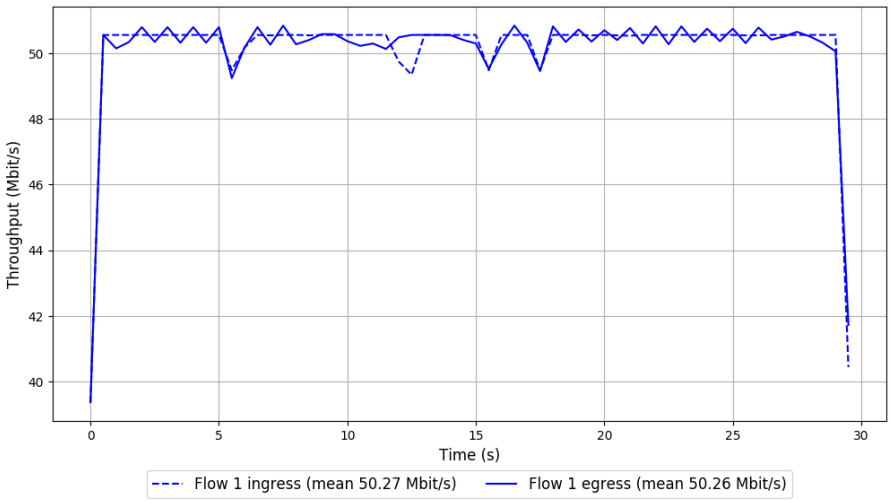

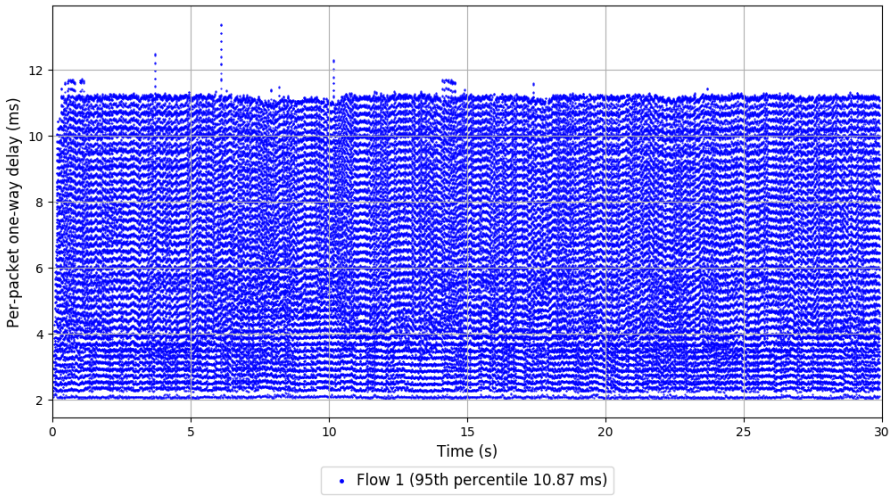

```
Run 5: Statistics of Sprout

Start at: Mon, 24 Jul 2017 21:15:54 +0000
End at: Mon, 24 Jul 2017 21:16:24 +0000
Local clock offset: -1.084 ms
Remote clock offset: 0.948 ms

# Below is generated by plot.py at Tue, 25 Jul 2017 02:19:46 +0000
# Datalink statistics
-- Total of 1 flow:
Average throughput: 50.18 Mbit/s
95th percentile per-packet one-way delay: 11.358 ms
Loss rate: 0.00%
-- Flow 1:
Average throughput: 50.18 Mbit/s
95th percentile per-packet one-way delay: 11.358 ms
Loss rate: 0.00%
```

Run 5: Report of Sprout — Data Link

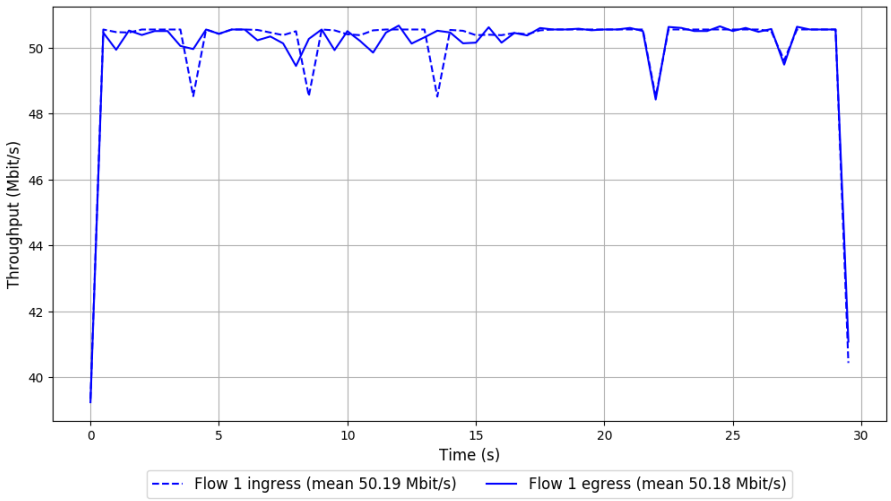

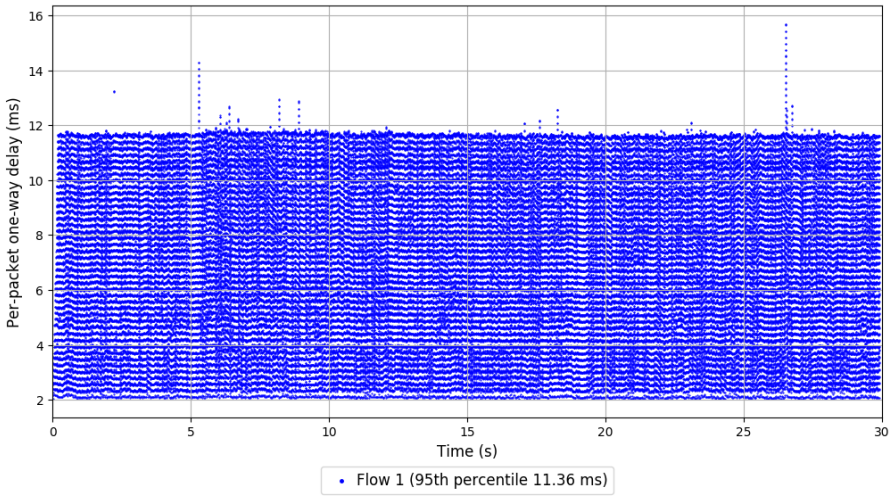

```
Run 6: Statistics of Sprout

Start at: Mon, 24 Jul 2017 21:32:50 +0000
End at: Mon, 24 Jul 2017 21:33:20 +0000
Local clock offset: -1.709 ms
Remote clock offset: 0.931 ms

# Below is generated by plot.py at Tue, 25 Jul 2017 02:19:47 +0000
# Datalink statistics
-- Total of 1 flow:
Average throughput: 50.19 Mbit/s
95th percentile per-packet one-way delay: 11.392 ms
Loss rate: 0.00%
-- Flow 1:
Average throughput: 50.19 Mbit/s
95th percentile per-packet one-way delay: 11.392 ms
Loss rate: 0.00%
```

Run 6: Report of Sprout — Data Link

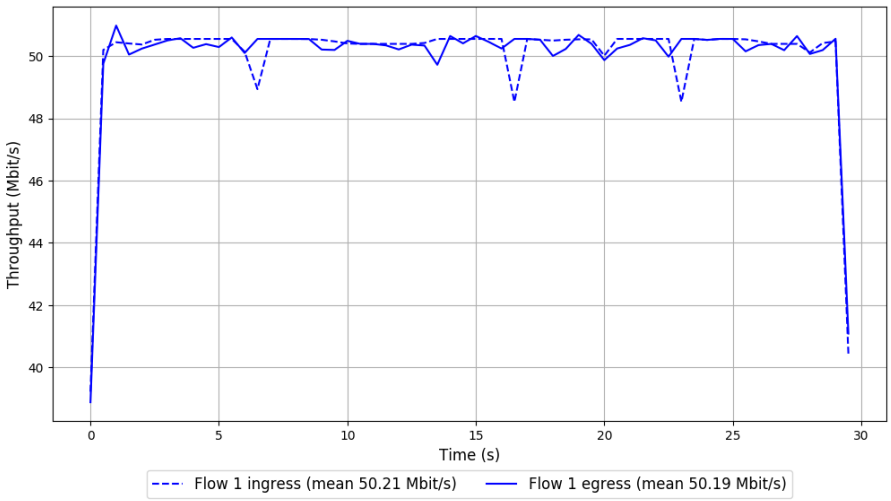

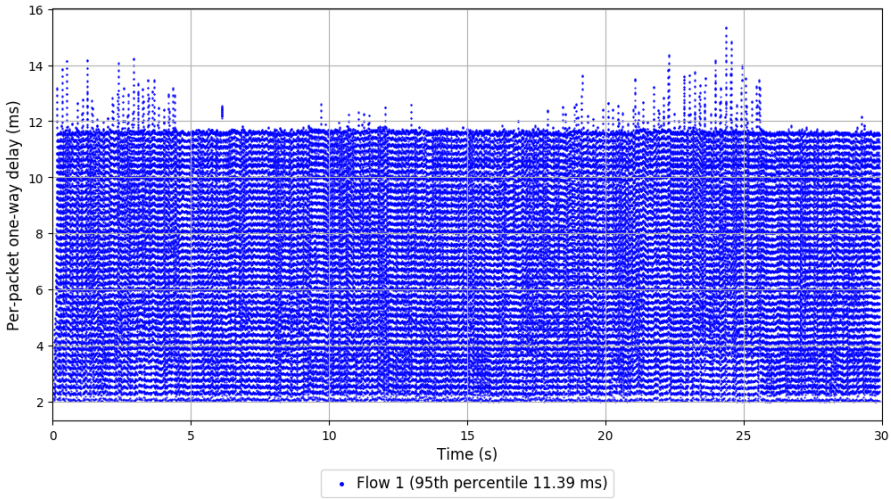

```
Run 7: Statistics of Sprout

Start at: Mon, 24 Jul 2017 21:49:57 +0000
End at: Mon, 24 Jul 2017 21:50:27 +0000
Local clock offset: -2.087 ms
Remote clock offset: 0.927 ms

# Below is generated by plot.py at Tue, 25 Jul 2017 02:19:54 +0000
# Datalink statistics
-- Total of 1 flow:
Average throughput: 50.29 Mbit/s
95th percentile per-packet one-way delay: 10.804 ms
Loss rate: 0.00%
-- Flow 1:
Average throughput: 50.29 Mbit/s
95th percentile per-packet one-way delay: 10.804 ms
Loss rate: 0.00%
```

Run 7: Report of Sprout — Data Link

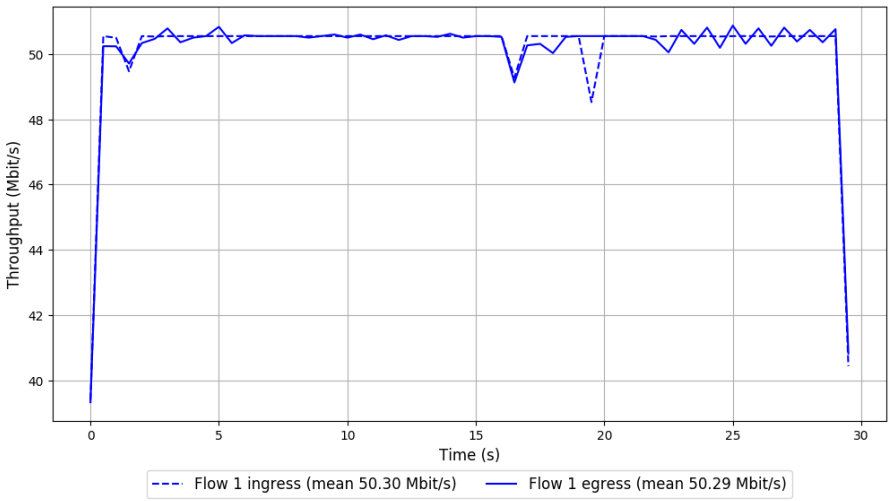

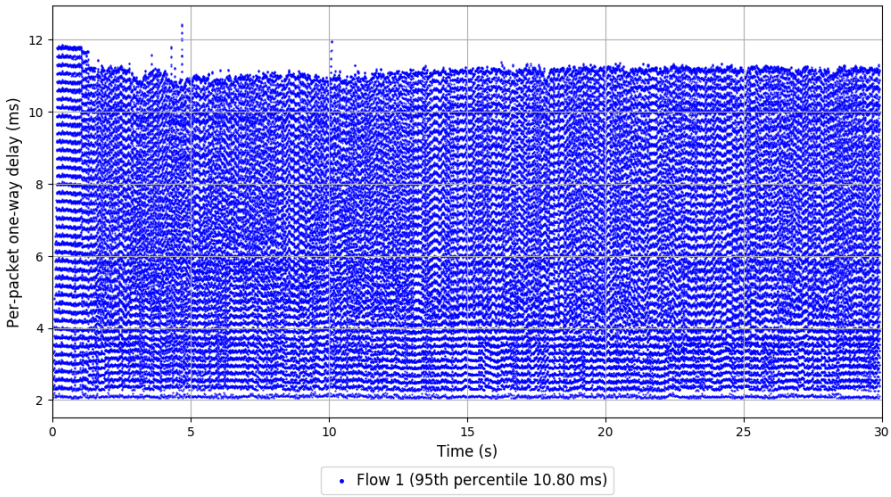

```
Run 8: Statistics of Sprout

Start at: Mon, 24 Jul 2017 22:06:58 +0000
End at: Mon, 24 Jul 2017 22:07:28 +0000
Local clock offset: -2.133 ms
Remote clock offset: 0.757 ms

# Below is generated by plot.py at Tue, 25 Jul 2017 02:19:54 +0000
# Datalink statistics
-- Total of 1 flow:
Average throughput: 50.33 Mbit/s
95th percentile per-packet one-way delay: 11.143 ms
Loss rate: 0.00%
-- Flow 1:
Average throughput: 50.33 Mbit/s
95th percentile per-packet one-way delay: 11.143 ms
Loss rate: 0.00%
```

Run 8: Report of Sprout — Data Link

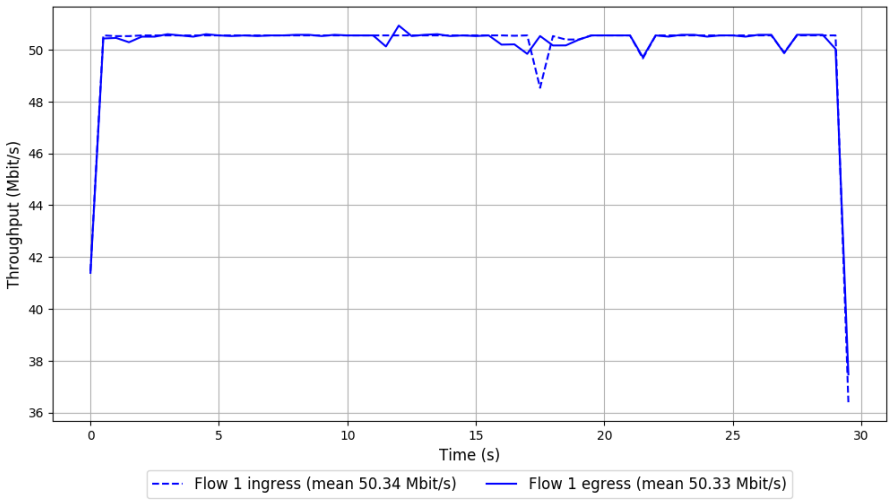

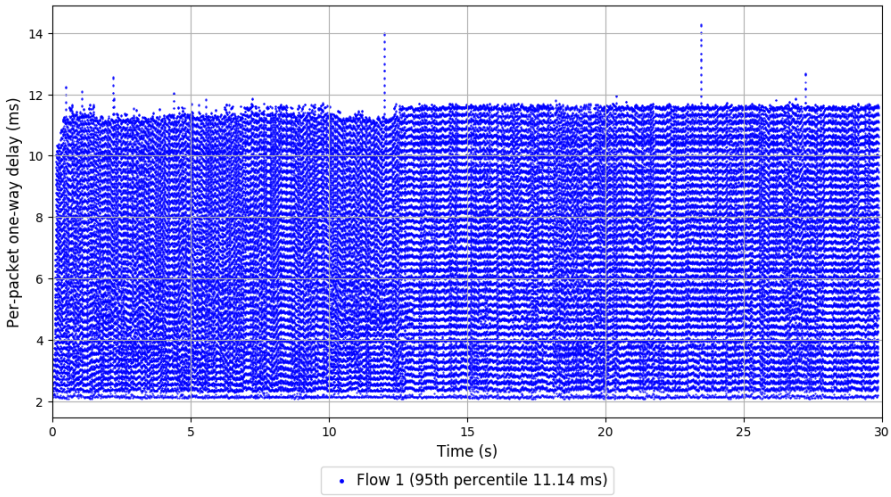

```
Run 9: Statistics of Sprout

Start at: Mon, 24 Jul 2017 22:23:54 +0000
End at: Mon, 24 Jul 2017 22:24:24 +0000
Local clock offset: -2.013 ms
Remote clock offset: 0.734 ms

# Below is generated by plot.py at Tue, 25 Jul 2017 02:19:56 +0000
# Datalink statistics
-- Total of 1 flow:
Average throughput: 16.80 Mbit/s
95th percentile per-packet one-way delay: 45.741 ms
Loss rate: 0.24%
-- Flow 1:
Average throughput: 16.80 Mbit/s
95th percentile per-packet one-way delay: 45.741 ms
Loss rate: 0.24%
```

Run 9: Report of Sprout — Data Link

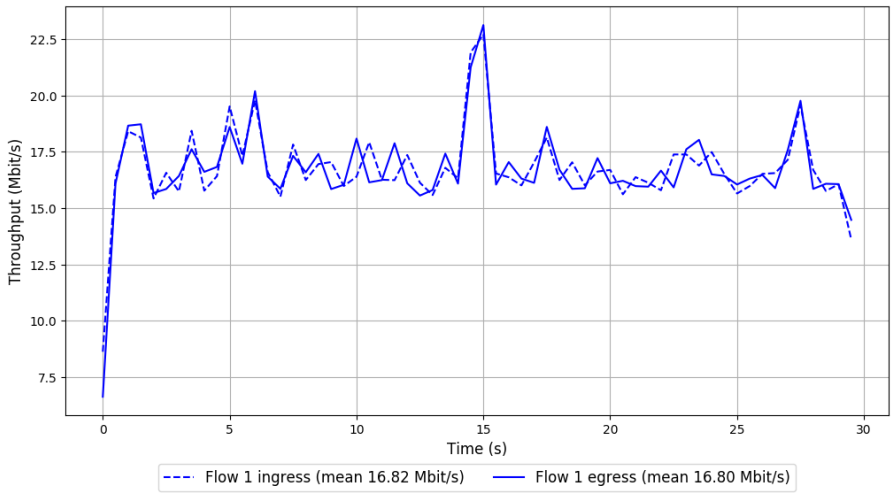

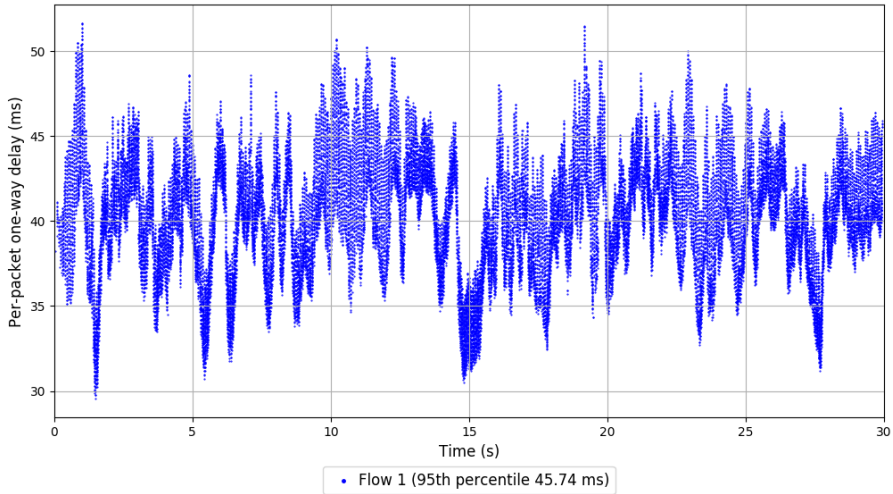

```
Run 10: Statistics of Sprout

Start at: Mon, 24 Jul 2017 22:40:52 +0000
End at: Mon, 24 Jul 2017 22:41:22 +0000
Local clock offset: -1.971 ms
Remote clock offset: 0.756 ms

# Below is generated by plot.py at Tue, 25 Jul 2017 02:20:01 +0000
# Datalink statistics
-- Total of 1 flow:
Average throughput: 50.32 Mbit/s
95th percentile per-packet one-way delay: 11.414 ms
Loss rate: 0.00%
-- Flow 1:
Average throughput: 50.32 Mbit/s
95th percentile per-packet one-way delay: 11.414 ms
Loss rate: 0.00%
```

Run 10: Report of Sprout — Data Link

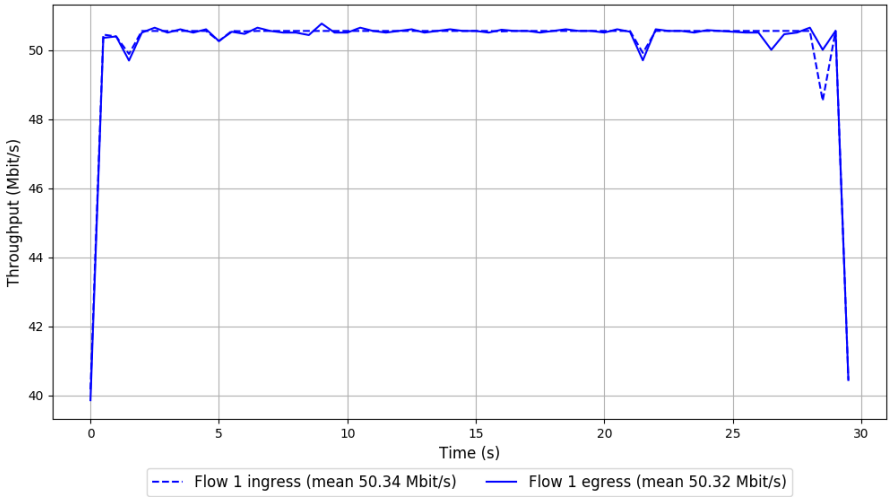

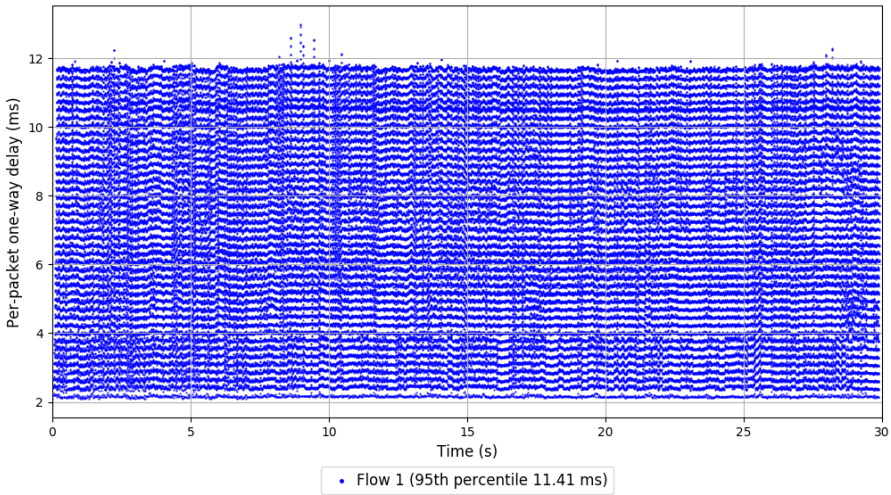

```
Run 1: Statistics of TaoVA-100x

Start at: Mon, 24 Jul 2017 20:12:33 +0000
End at: Mon, 24 Jul 2017 20:13:03 +0000
Local clock offset: -0.217 ms
Remote clock offset: 2.683 ms

# Below is generated by plot.py at Tue, 25 Jul 2017 02:20:19 +0000
# Datalink statistics
-- Total of 1 flow:
Average throughput: 87.56 Mbit/s
95th percentile per-packet one-way delay: 2.581 ms
Loss rate: 0.00%
-- Flow 1:
Average throughput: 87.56 Mbit/s
95th percentile per-packet one-way delay: 2.581 ms
Loss rate: 0.00%
```

Run 1: Report of TaoVA-100x — Data Link

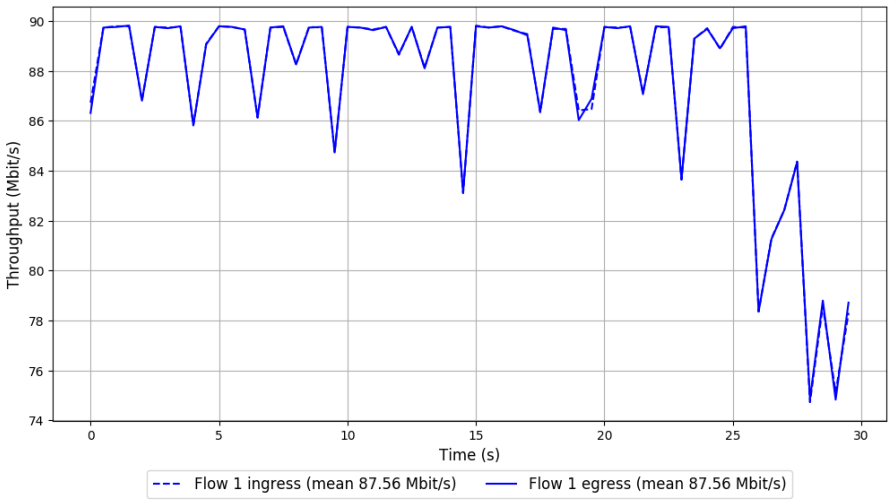

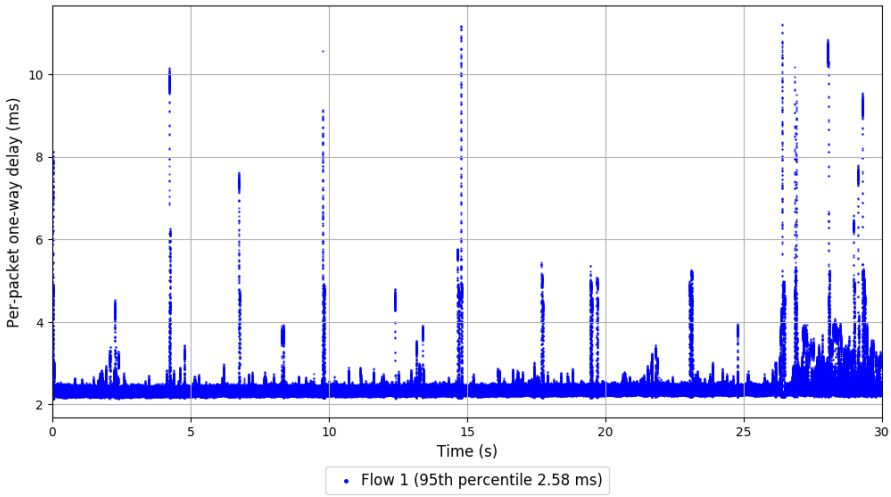

```
Run 2: Statistics of TaoVA-100x

Start at: Mon, 24 Jul 2017 20:29:31 +0000
End at: Mon, 24 Jul 2017 20:30:01 +0000
Local clock offset: -0.122 ms
Remote clock offset: 1.891 ms

# Below is generated by plot.py at Tue, 25 Jul 2017 02:20:21 +0000
# Datalink statistics
-- Total of 1 flow:
Average throughput: 87.95 Mbit/s
95th percentile per-packet one-way delay: 2.431 ms
Loss rate: 0.00%
-- Flow 1:
Average throughput: 87.95 Mbit/s
95th percentile per-packet one-way delay: 2.431 ms
Loss rate: 0.00%
```

Run 2: Report of TaoVA-100x — Data Link

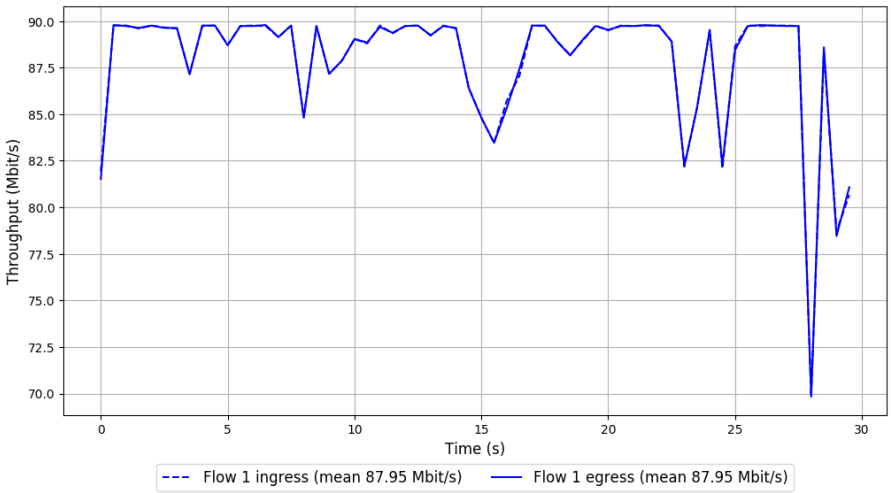

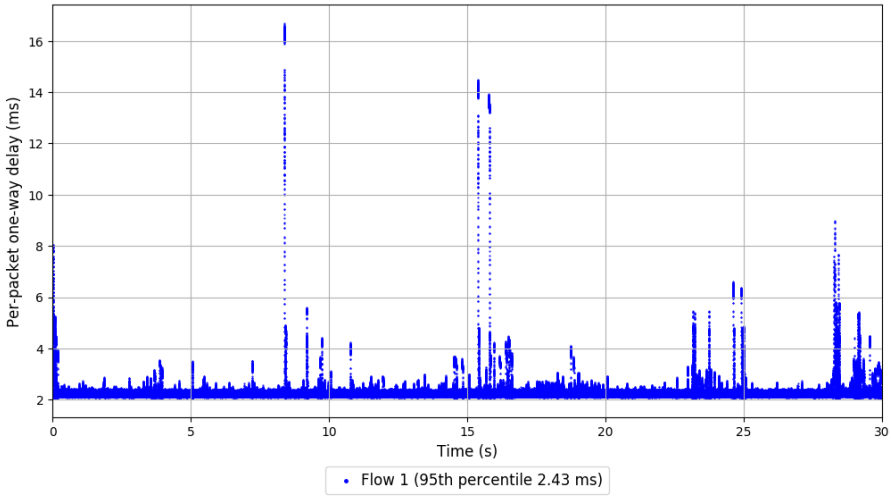

```
Run 3: Statistics of TaoVA-100x

Start at: Mon, 24 Jul 2017 20:46:28 +0000
End at: Mon, 24 Jul 2017 20:46:58 +0000
Local clock offset: -0.29 ms
Remote clock offset: 1.22 ms

# Below is generated by plot.py at Tue, 25 Jul 2017 02:20:39 +0000
# Datalink statistics
-- Total of 1 flow:
Average throughput: 88.60 Mbit/s
95th percentile per-packet one-way delay: 2.320 ms
Loss rate: 0.00%
-- Flow 1:
Average throughput: 88.60 Mbit/s
95th percentile per-packet one-way delay: 2.320 ms
Loss rate: 0.00%
```

Run 3: Report of TaoVA-100x — Data Link

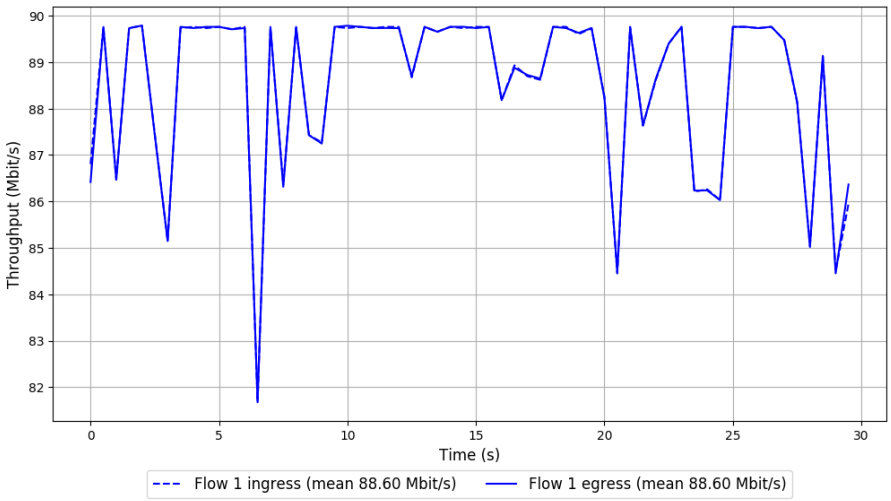

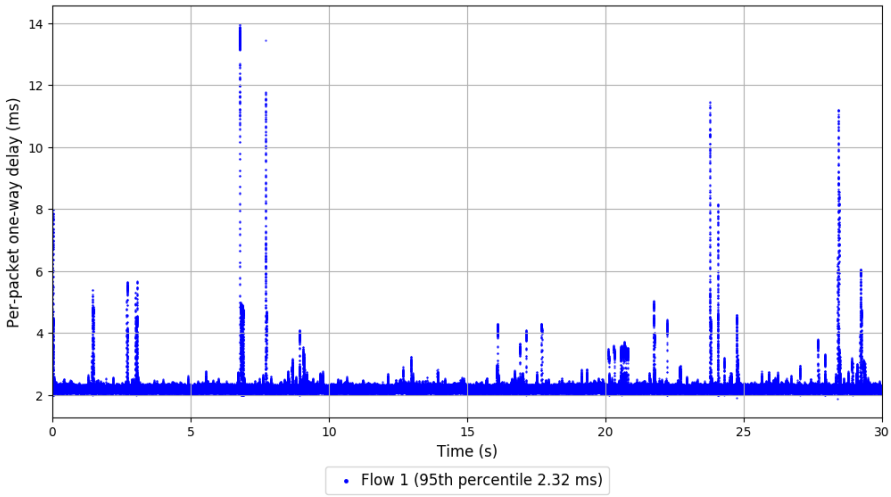

```
Run 4: Statistics of TaoVA-100x

Start at: Mon, 24 Jul 2017 21:03:24 +0000
End at: Mon, 24 Jul 2017 21:03:54 +0000
Local clock offset: -0.869 ms
Remote clock offset: 0.981 ms

# Below is generated by plot.py at Tue, 25 Jul 2017 02:20:43 +0000
# Datalink statistics
-- Total of 1 flow:
Average throughput: 88.59 Mbit/s
95th percentile per-packet one-way delay: 2.437 ms
Loss rate: 0.00%
-- Flow 1:
Average throughput: 88.59 Mbit/s
95th percentile per-packet one-way delay: 2.437 ms
Loss rate: 0.00%
```

Run 4: Report of TaoVA-100x — Data Link

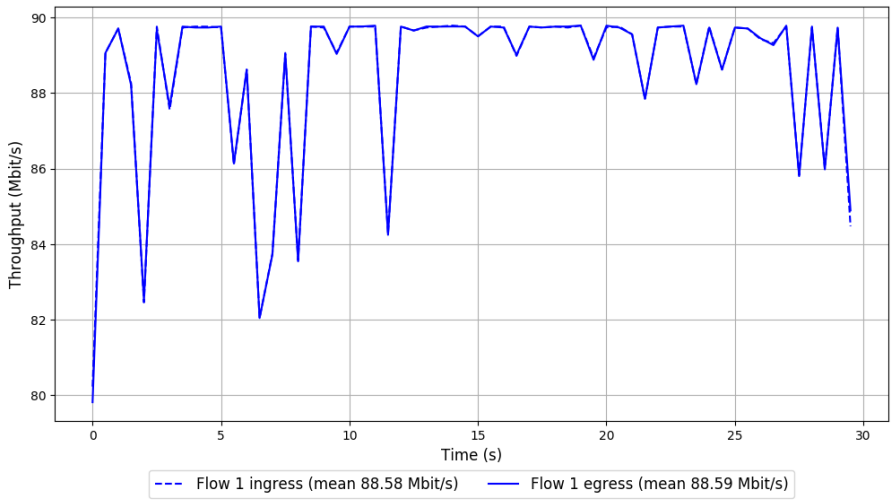

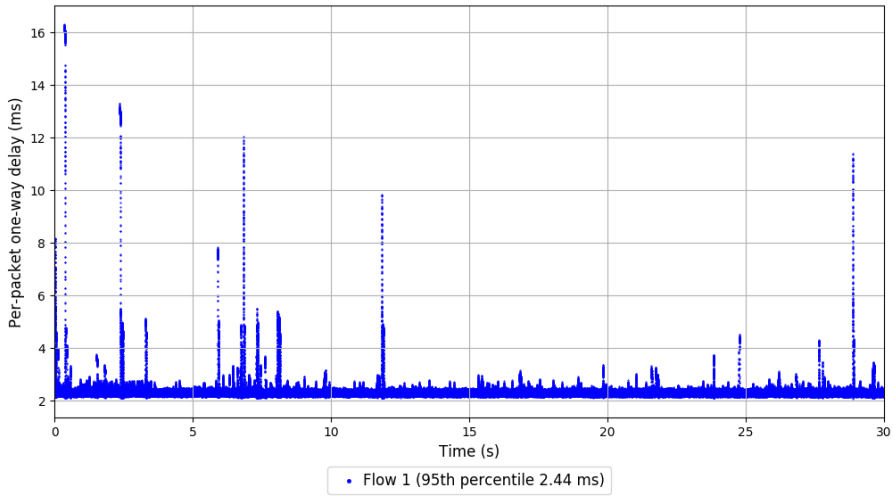

```
Run 5: Statistics of TaoVA-100x

Start at: Mon, 24 Jul 2017 21:20:26 +0000
End at: Mon, 24 Jul 2017 21:20:56 +0000
Local clock offset: -1.29 ms
Remote clock offset: 0.923 ms

# Below is generated by plot.py at Tue, 25 Jul 2017 02:20:57 +0000
# Datalink statistics
-- Total of 1 flow:
Average throughput: 87.38 Mbit/s
95th percentile per-packet one-way delay: 2.606 ms
Loss rate: 0.00%
-- Flow 1:
Average throughput: 87.38 Mbit/s
95th percentile per-packet one-way delay: 2.606 ms
Loss rate: 0.00%
```

Run 5: Report of TaoVA-100x — Data Link

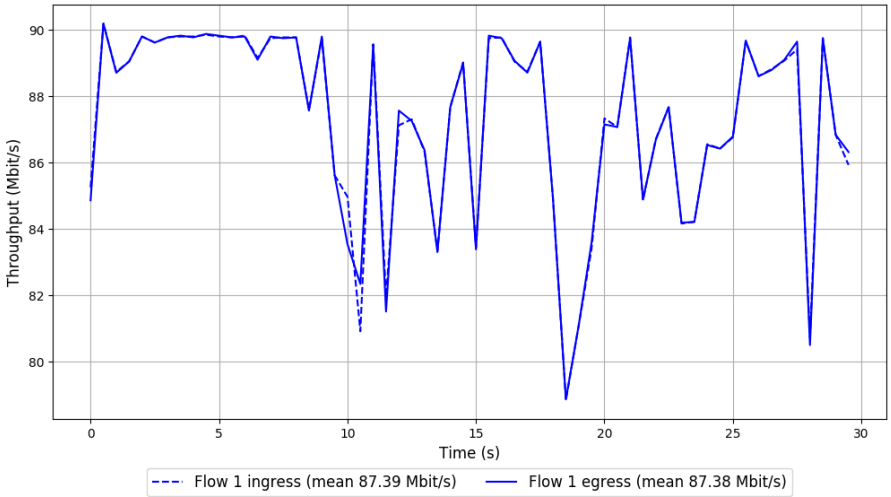

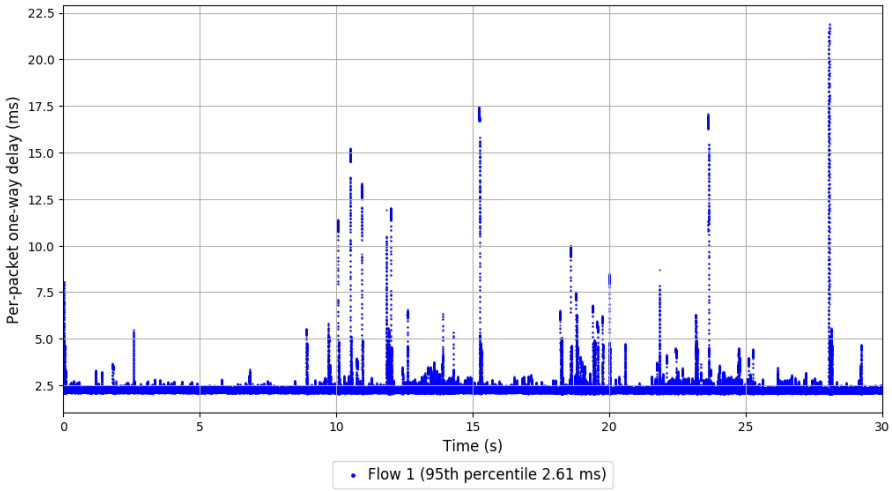

```
Run 6: Statistics of TaoVA-100x

Start at: Mon, 24 Jul 2017 21:37:25 +0000
End at: Mon, 24 Jul 2017 21:37:55 +0000
Local clock offset: -1.891 ms
Remote clock offset: 0.913 ms

# Below is generated by plot.py at Tue, 25 Jul 2017 02:21:05 +0000
# Datalink statistics
-- Total of 1 flow:
Average throughput: 89.24 Mbit/s
95th percentile per-packet one-way delay: 2.375 ms
Loss rate: 0.00%
-- Flow 1:
Average throughput: 89.24 Mbit/s
95th percentile per-packet one-way delay: 2.375 ms
Loss rate: 0.00%
```

Run 6: Report of TaoVA-100x — Data Link

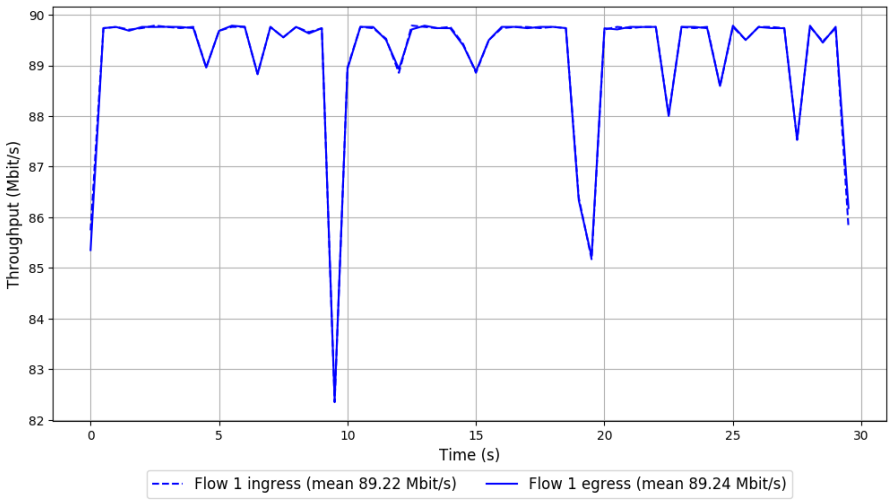

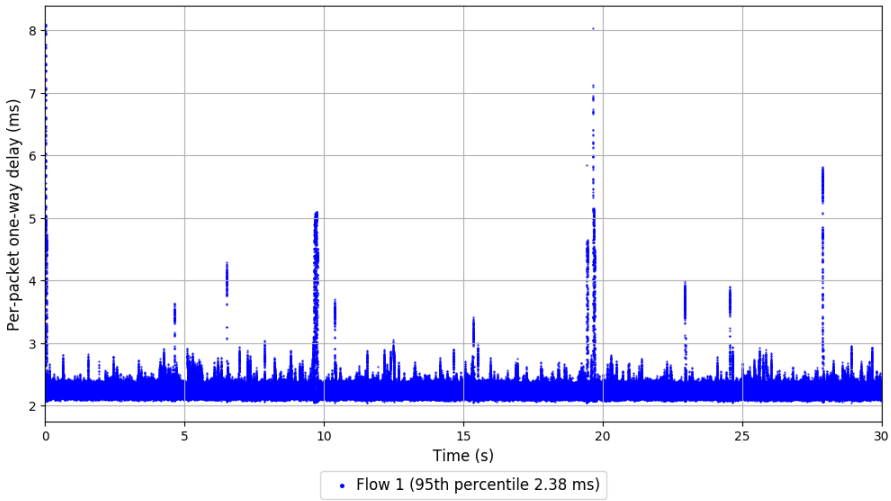

```
Run 7: Statistics of TaoVA-100x

Start at: Mon, 24 Jul 2017 21:54:29 +0000
End at: Mon, 24 Jul 2017 21:54:59 +0000
Local clock offset: -2.123 ms
Remote clock offset: 0.929 ms

# Below is generated by plot.py at Tue, 25 Jul 2017 02:21:18 +0000
# Datalink statistics
-- Total of 1 flow:
Average throughput: 88.26 Mbit/s
95th percentile per-packet one-way delay: 2.475 ms
Loss rate: 0.00%
-- Flow 1:
Average throughput: 88.26 Mbit/s
95th percentile per-packet one-way delay: 2.475 ms
Loss rate: 0.00%
```

Run 7: Report of TaoVA-100x — Data Link

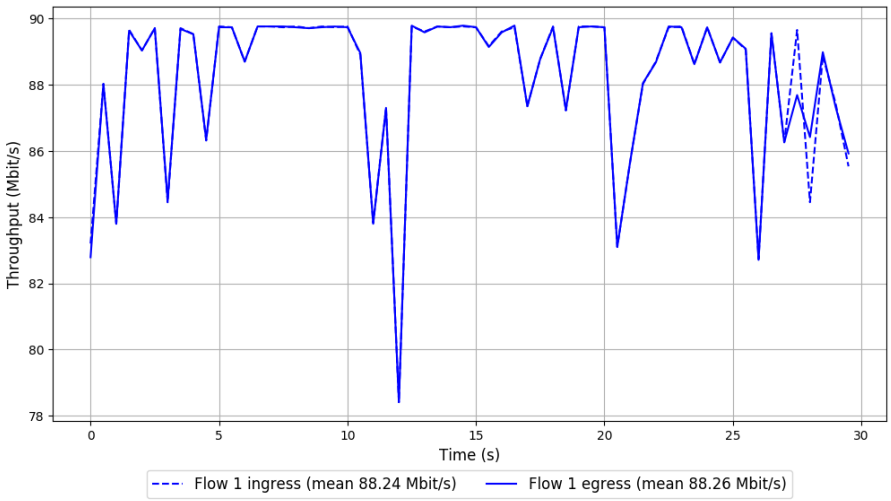

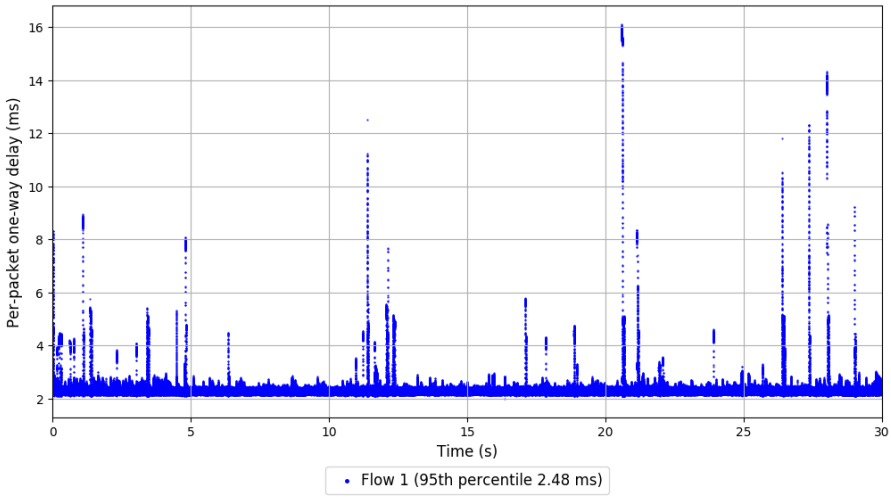

```
Run 8: Statistics of TaoVA-100x

Start at: Mon, 24 Jul 2017 22:11:30 +0000
End at: Mon, 24 Jul 2017 22:12:00 +0000
Local clock offset: -2.046 ms
Remote clock offset: 0.772 ms

# Below is generated by plot.py at Tue, 25 Jul 2017 02:21:26 +0000
# Datalink statistics
-- Total of 1 flow:
Average throughput: 87.67 Mbit/s
95th percentile per-packet one-way delay: 2.521 ms
Loss rate: 0.00%
-- Flow 1:
Average throughput: 87.67 Mbit/s
95th percentile per-packet one-way delay: 2.521 ms
Loss rate: 0.00%
```

Run 8: Report of TaoVA-100x — Data Link

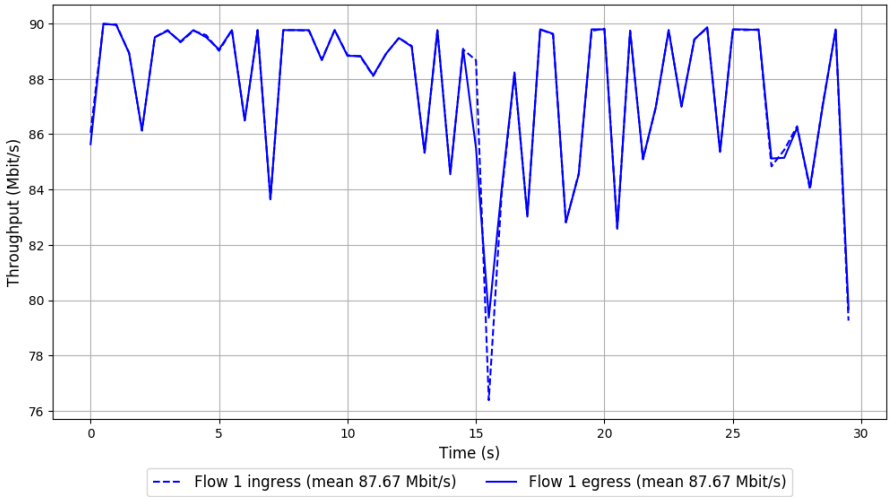

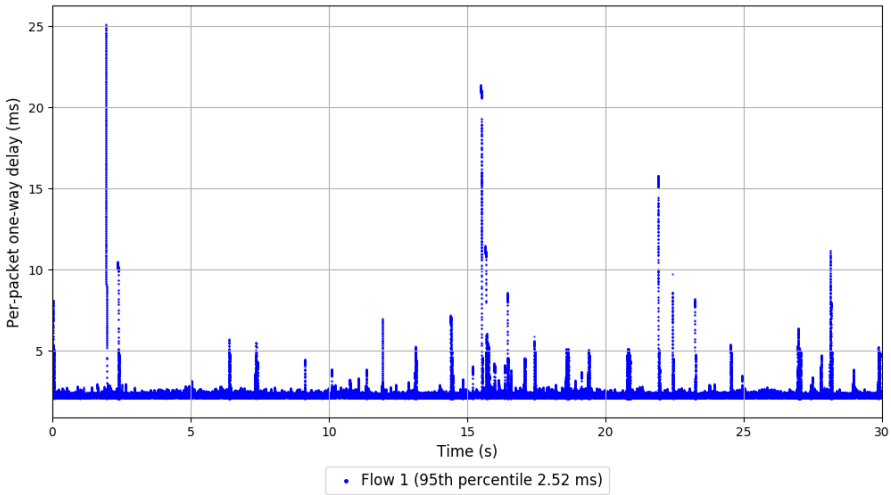

```
Run 9: Statistics of TaoVA-100x

Start at: Mon, 24 Jul 2017 22:28:27 +0000
End at: Mon, 24 Jul 2017 22:28:57 +0000
Local clock offset: -1.987 ms
Remote clock offset: 0.654 ms

# Below is generated by plot.py at Tue, 25 Jul 2017 02:21:40 +0000
# Datalink statistics
-- Total of 1 flow:
Average throughput: 88.33 Mbit/s
95th percentile per-packet one-way delay: 2.434 ms
Loss rate: 0.00%
-- Flow 1:
Average throughput: 88.33 Mbit/s
95th percentile per-packet one-way delay: 2.434 ms
Loss rate: 0.00%
```

Run 9: Report of TaoVA-100x — Data Link

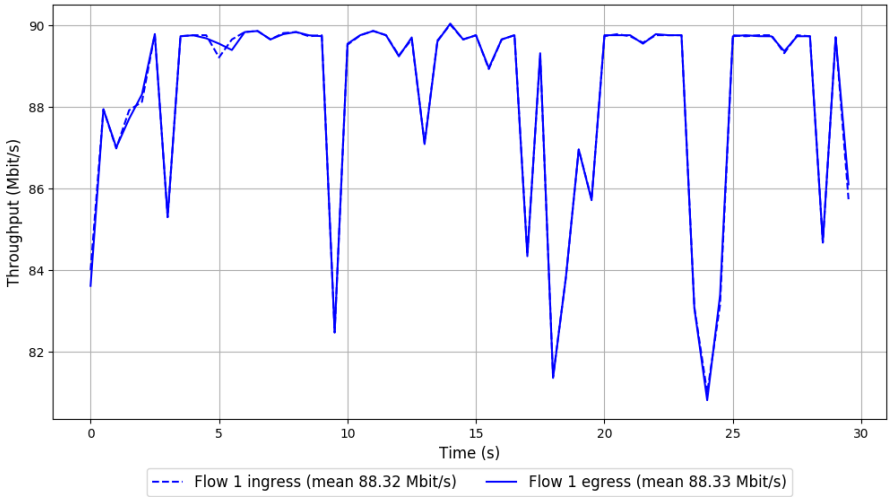

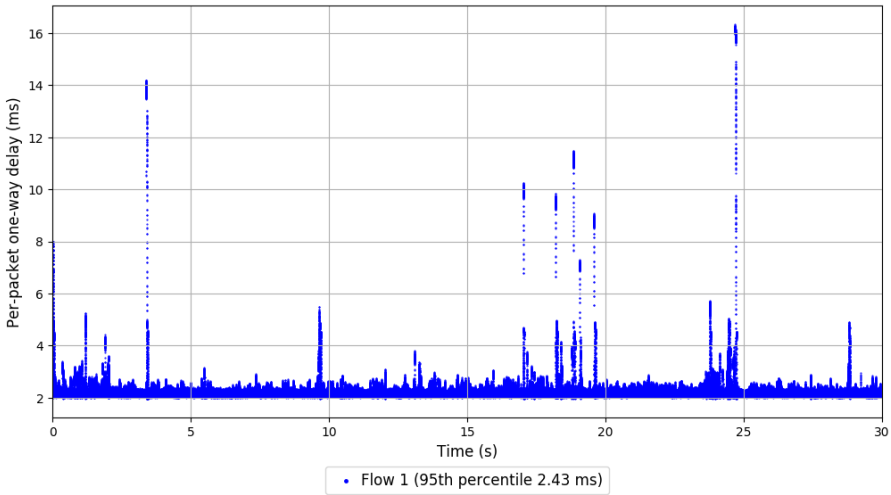

```
Run 10: Statistics of TaoVA-100x

Start at: Mon, 24 Jul 2017 22:45:26 +0000
End at: Mon, 24 Jul 2017 22:45:56 +0000
Local clock offset: -2.054 ms
Remote clock offset: 0.753 ms

# Below is generated by plot.py at Tue, 25 Jul 2017 02:21:48 +0000
# Datalink statistics
-- Total of 1 flow:
Average throughput: 88.79 Mbit/s
95th percentile per-packet one-way delay: 2.444 ms
Loss rate: 0.00%
-- Flow 1:
Average throughput: 88.79 Mbit/s
95th percentile per-packet one-way delay: 2.444 ms
Loss rate: 0.00%
```

Run 10: Report of TaoVA-100x — Data Link

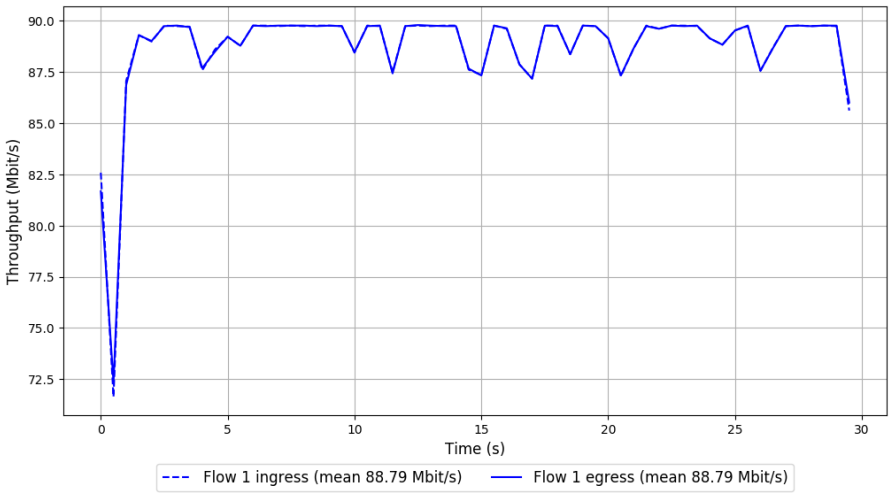

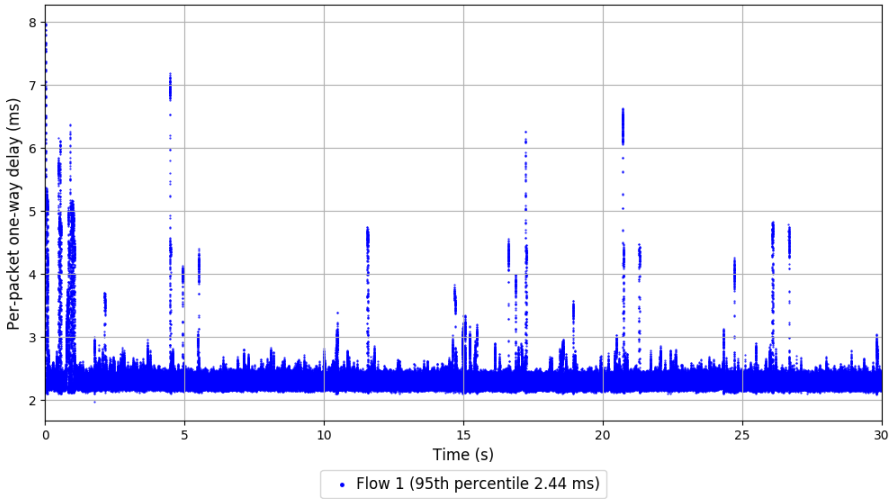

```
Run 1: Statistics of TCP Vegas

Start at: Mon, 24 Jul 2017 20:13:46 +0000
End at: Mon, 24 Jul 2017 20:14:16 +0000
Local clock offset: -0.189 ms
Remote clock offset: 2.519 ms

# Below is generated by plot.py at Tue, 25 Jul 2017 02:21:55 +0000
# Datalink statistics
-- Total of 1 flow:
Average throughput: 95.20 Mbit/s
95th percentile per-packet one-way delay: 3.414 ms
Loss rate: 0.00%
-- Flow 1:
Average throughput: 95.20 Mbit/s
95th percentile per-packet one-way delay: 3.414 ms
Loss rate: 0.00%
```

Run 1: Report of TCP Vegas — Data Link

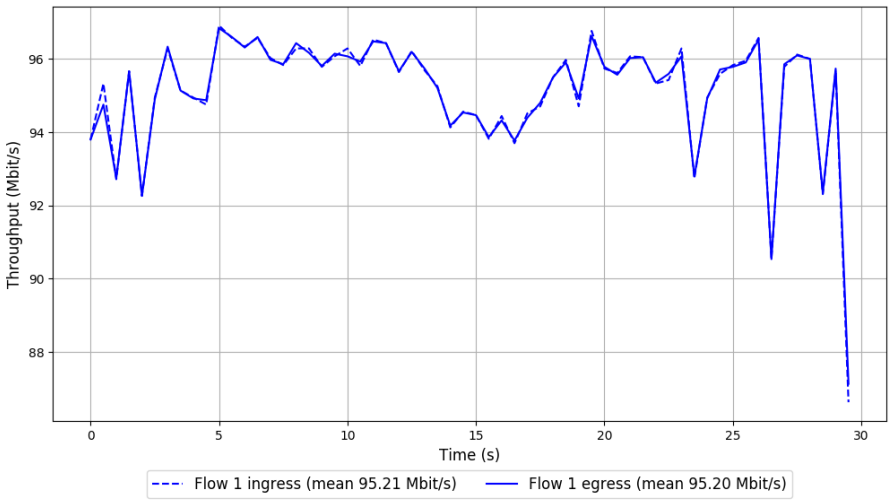

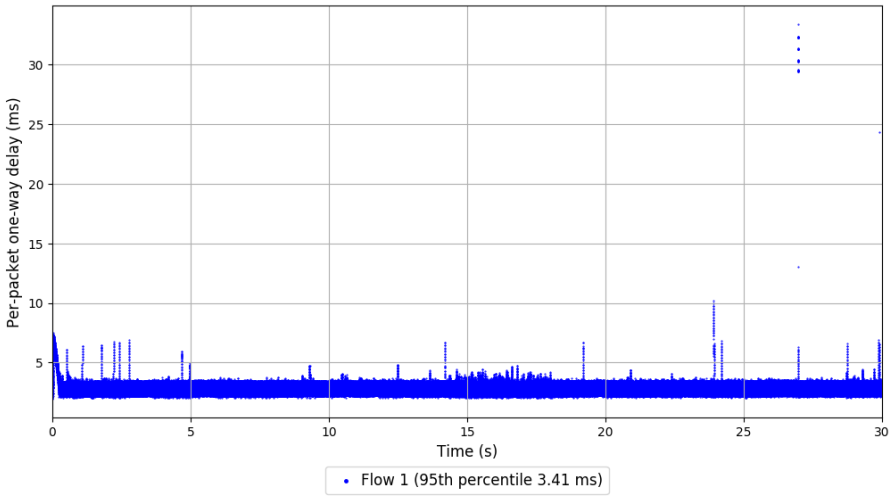

```
Run 2: Statistics of TCP Vegas

Start at: Mon, 24 Jul 2017 20:30:44 +0000
End at: Mon, 24 Jul 2017 20:31:14 +0000
Local clock offset: -0.109 ms
Remote clock offset: 1.887 ms

# Below is generated by plot.py at Tue, 25 Jul 2017 02:22:01 +0000
# Datalink statistics
-- Total of 1 flow:
Average throughput: 96.34 Mbit/s
95th percentile per-packet one-way delay: 3.627 ms
Loss rate: 0.00%
-- Flow 1:
Average throughput: 96.34 Mbit/s
95th percentile per-packet one-way delay: 3.627 ms
Loss rate: 0.00%
```

Run 2: Report of TCP Vegas — Data Link

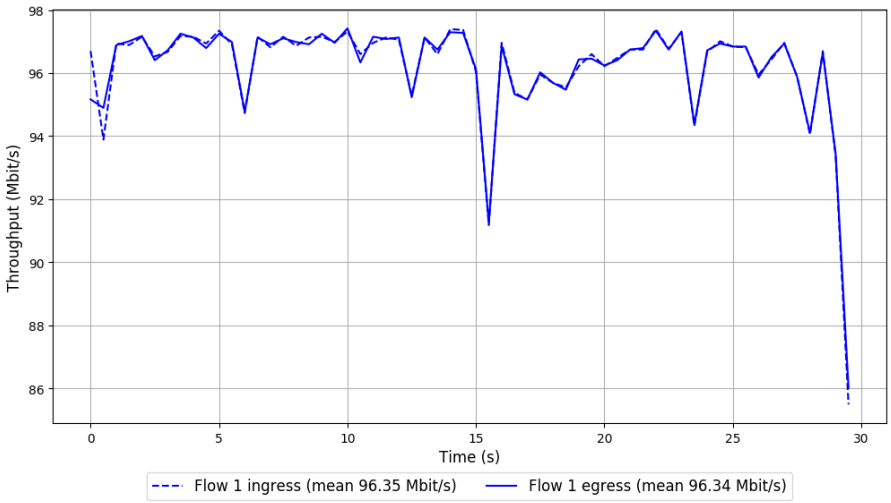

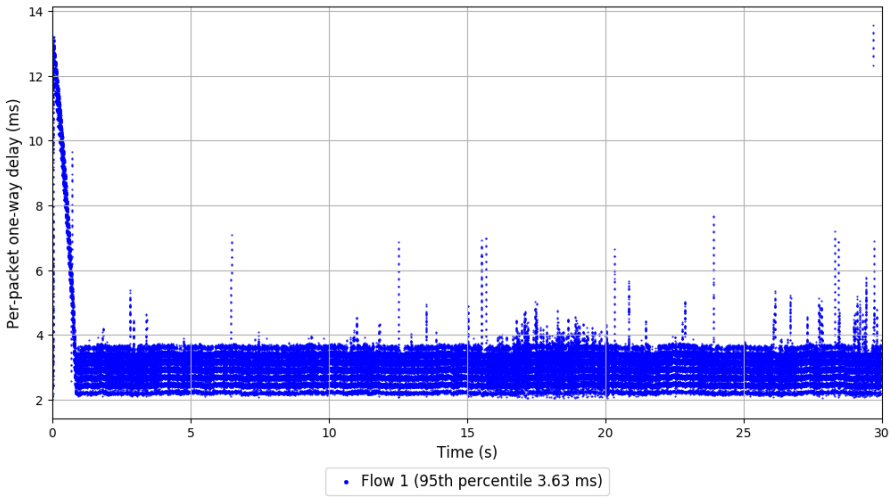

```
Run 3: Statistics of TCP Vegas

Start at: Mon, 24 Jul 2017 20:47:41 +0000
End at: Mon, 24 Jul 2017 20:48:11 +0000
Local clock offset: -0.335 ms
Remote clock offset: 1.117 ms

# Below is generated by plot.py at Tue, 25 Jul 2017 02:22:08 +0000
# Datalink statistics
-- Total of 1 flow:
Average throughput: 96.66 Mbit/s
95th percentile per-packet one-way delay: 3.525 ms
Loss rate: 0.00%
-- Flow 1:
Average throughput: 96.66 Mbit/s
95th percentile per-packet one-way delay: 3.525 ms
Loss rate: 0.00%
```

Run 3: Report of TCP Vegas — Data Link

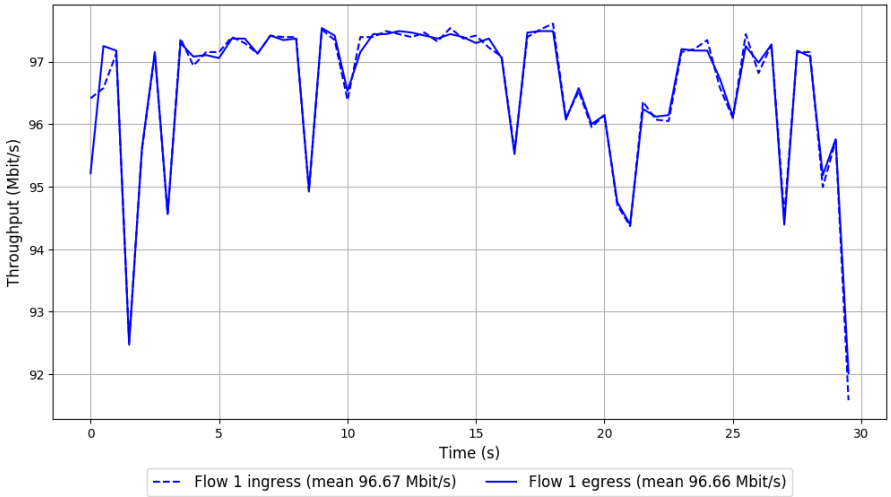

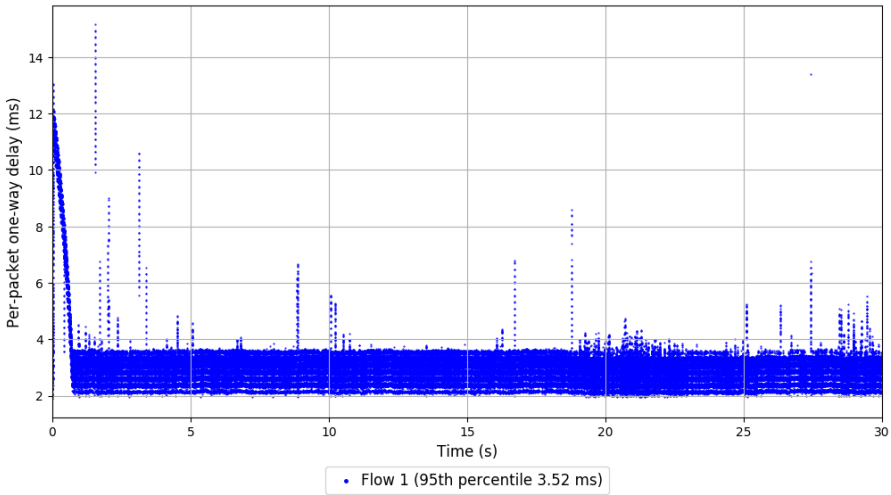

```
Run 4: Statistics of TCP Vegas

Start at: Mon, 24 Jul 2017 21:04:36 +0000
End at: Mon, 24 Jul 2017 21:05:06 +0000
Local clock offset: -0.846 ms
Remote clock offset: 0.957 ms

# Below is generated by plot.py at Tue, 25 Jul 2017 02:22:14 +0000
# Datalink statistics
-- Total of 1 flow:
Average throughput: 96.39 Mbit/s
95th percentile per-packet one-way delay: 3.636 ms
Loss rate: 0.00%
-- Flow 1:
Average throughput: 96.39 Mbit/s
95th percentile per-packet one-way delay: 3.636 ms
Loss rate: 0.00%
```

Run 4: Report of TCP Vegas — Data Link

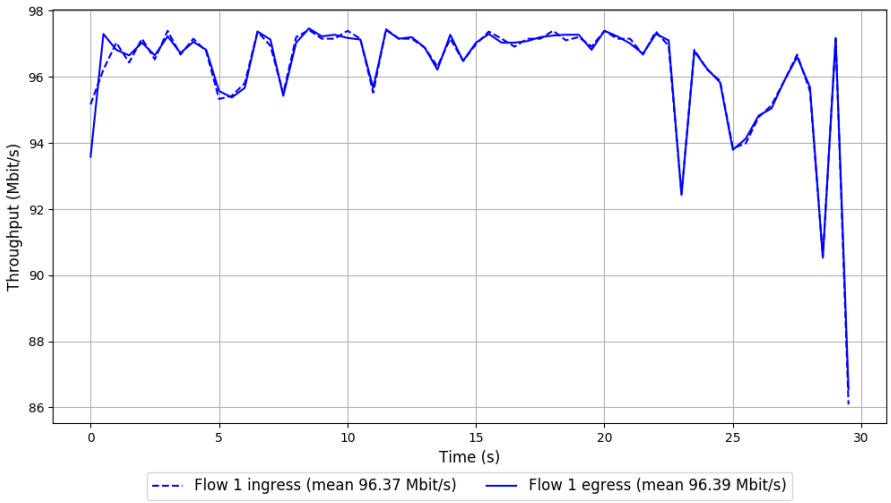

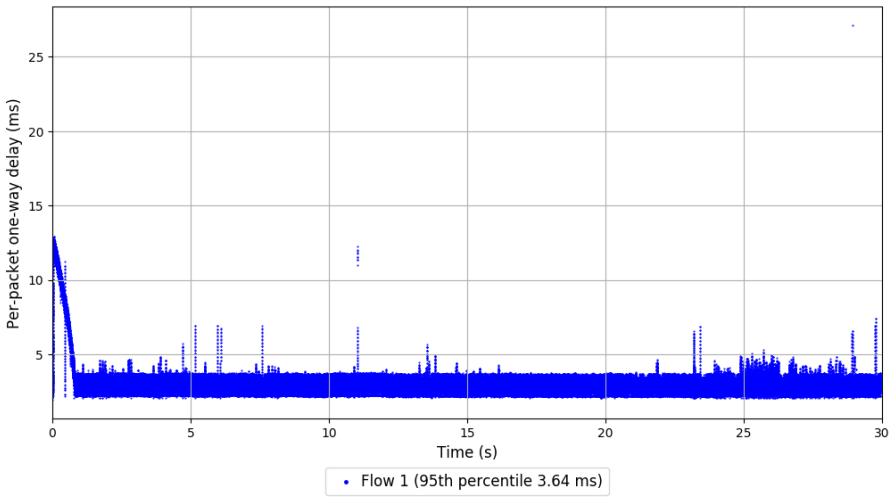

```
Run 5: Statistics of TCP Vegas

Start at: Mon, 24 Jul 2017 21:21:39 +0000
End at: Mon, 24 Jul 2017 21:22:09 +0000
Local clock offset: -1.318 ms
Remote clock offset: 0.924 ms

# Below is generated by plot.py at Tue, 25 Jul 2017 02:22:21 +0000
# Datalink statistics
-- Total of 1 flow:
Average throughput: 96.35 Mbit/s
95th percentile per-packet one-way delay: 3.553 ms
Loss rate: 0.00%
-- Flow 1:
Average throughput: 96.35 Mbit/s
95th percentile per-packet one-way delay: 3.553 ms
Loss rate: 0.00%
```

Run 5: Report of TCP Vegas — Data Link

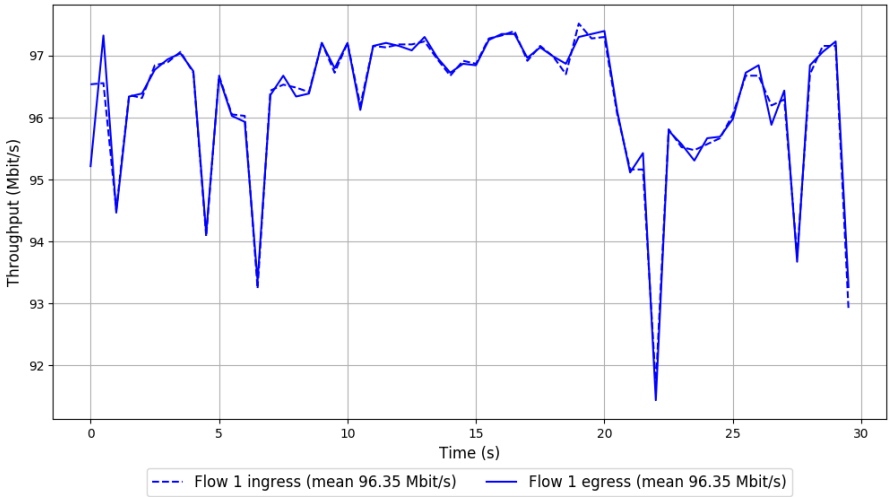

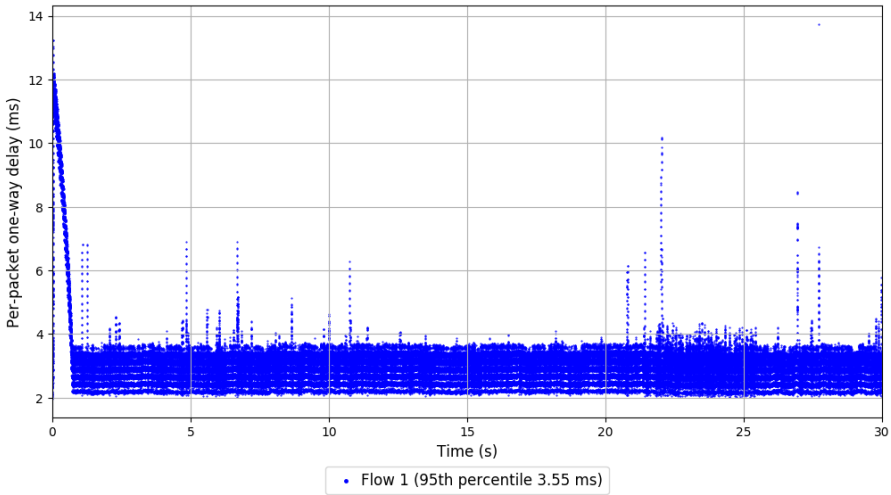

```
Run 6: Statistics of TCP Vegas

Start at: Mon, 24 Jul 2017 21:38:38 +0000
End at: Mon, 24 Jul 2017 21:39:08 +0000
Local clock offset: -1.845 ms
Remote clock offset: 0.998 ms

# Below is generated by plot.py at Tue, 25 Jul 2017 02:22:27 +0000
# Datalink statistics
-- Total of 1 flow:
Average throughput: 96.66 Mbit/s
95th percentile per-packet one-way delay: 3.700 ms
Loss rate: 0.00%
-- Flow 1:
Average throughput: 96.66 Mbit/s
95th percentile per-packet one-way delay: 3.700 ms
Loss rate: 0.00%
```

Run 6: Report of TCP Vegas — Data Link

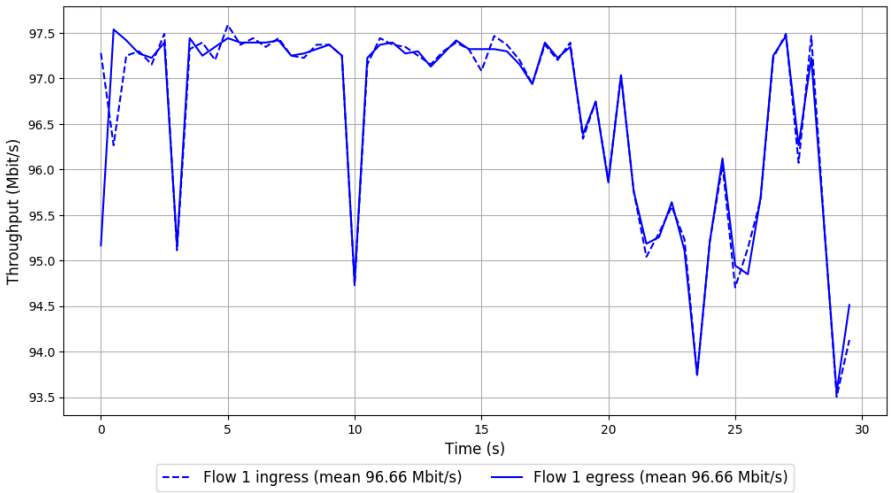

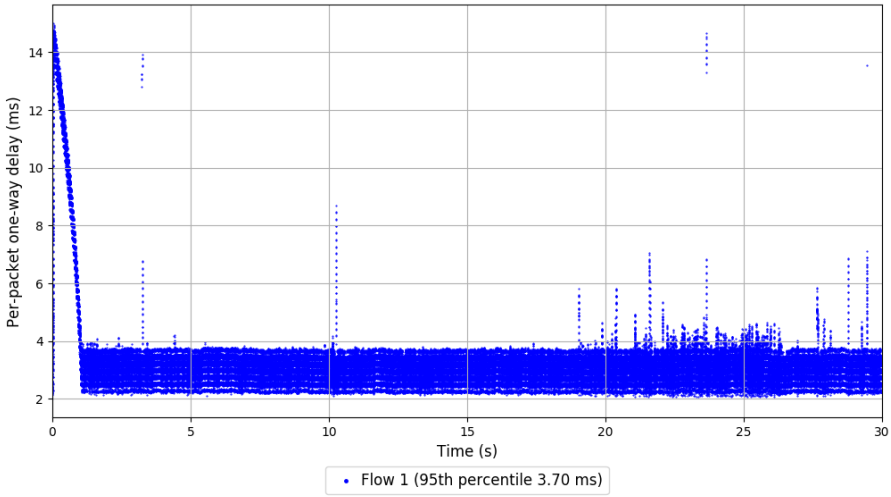

```
Run 7: Statistics of TCP Vegas

Start at: Mon, 24 Jul 2017 21:55:41 +0000
End at: Mon, 24 Jul 2017 21:56:11 +0000
Local clock offset: -2.061 ms
Remote clock offset: 0.917 ms

# Below is generated by plot.py at Tue, 25 Jul 2017 02:22:33 +0000
# Datalink statistics
-- Total of 1 flow:
Average throughput: 94.60 Mbit/s
95th percentile per-packet one-way delay: 4.495 ms
Loss rate: 0.00%
-- Flow 1:
Average throughput: 94.60 Mbit/s
95th percentile per-packet one-way delay: 4.495 ms
Loss rate: 0.00%
```

Run 7: Report of TCP Vegas — Data Link

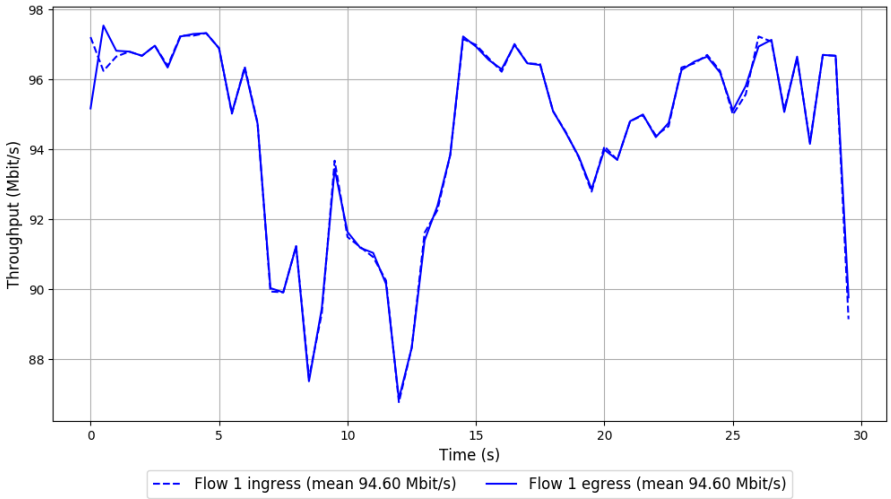

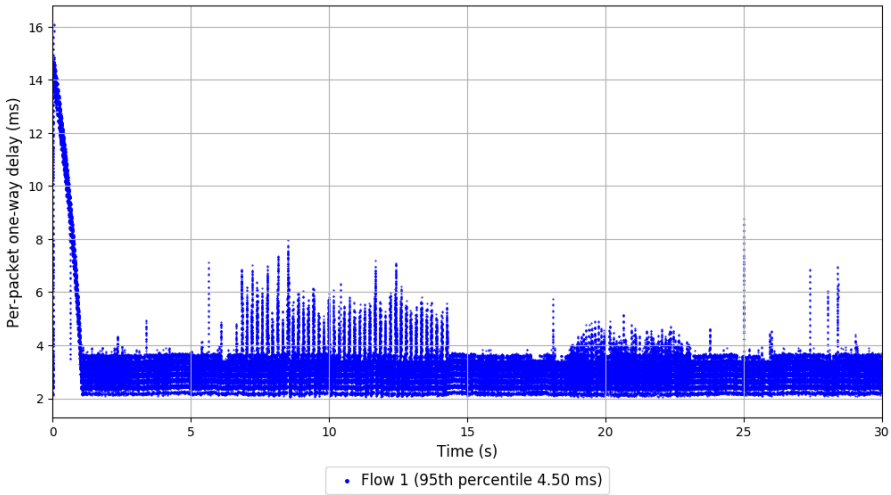

```
Run 8: Statistics of TCP Vegas

Start at: Mon, 24 Jul 2017 22:12:42 +0000
End at: Mon, 24 Jul 2017 22:13:12 +0000
Local clock offset: -2.114 ms
Remote clock offset: 0.658 ms

# Below is generated by plot.py at Tue, 25 Jul 2017 02:22:40 +0000
# Datalink statistics
-- Total of 1 flow:
Average throughput: 96.32 Mbit/s
95th percentile per-packet one-way delay: 3.594 ms
Loss rate: 0.00%
-- Flow 1:
Average throughput: 96.32 Mbit/s
95th percentile per-packet one-way delay: 3.594 ms
Loss rate: 0.00%
```

Run 8: Report of TCP Vegas — Data Link

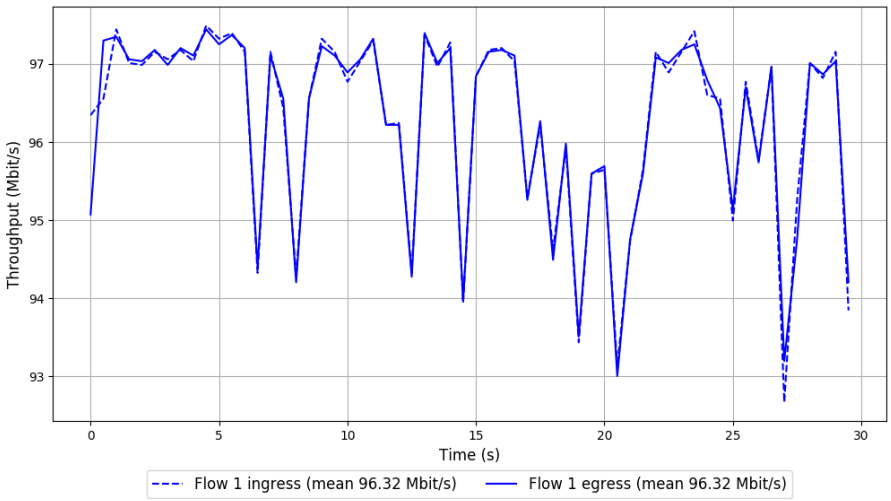

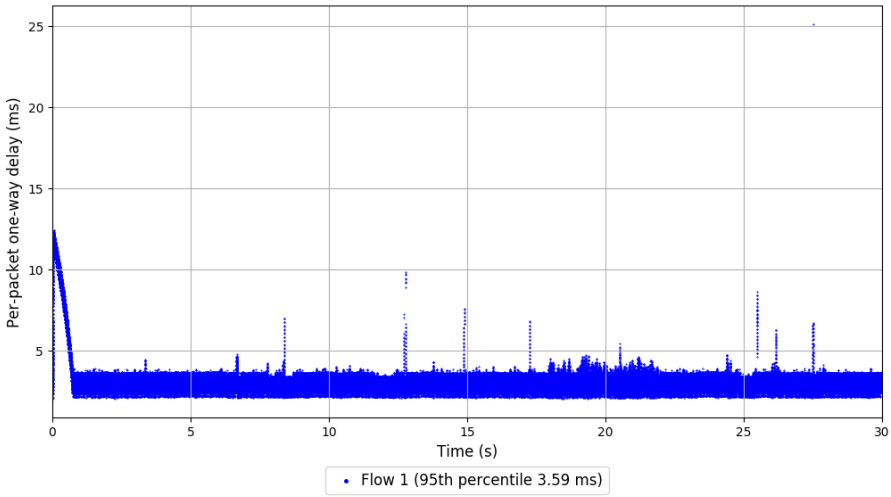

```
Run 9: Statistics of TCP Vegas

Start at: Mon, 24 Jul 2017 22:29:40 +0000
End at: Mon, 24 Jul 2017 22:30:10 +0000
Local clock offset: -2.005 ms
Remote clock offset: 0.629 ms

# Below is generated by plot.py at Tue, 25 Jul 2017 02:22:46 +0000
# Datalink statistics
-- Total of 1 flow:
Average throughput: 96.34 Mbit/s
95th percentile per-packet one-way delay: 3.674 ms
Loss rate: 0.00%
-- Flow 1:
Average throughput: 96.34 Mbit/s
95th percentile per-packet one-way delay: 3.674 ms
Loss rate: 0.00%
```

Run 9: Report of TCP Vegas — Data Link

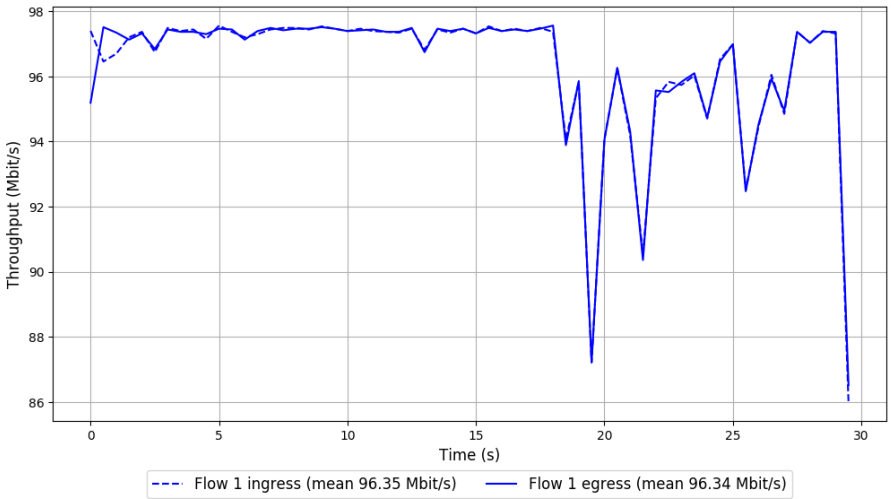

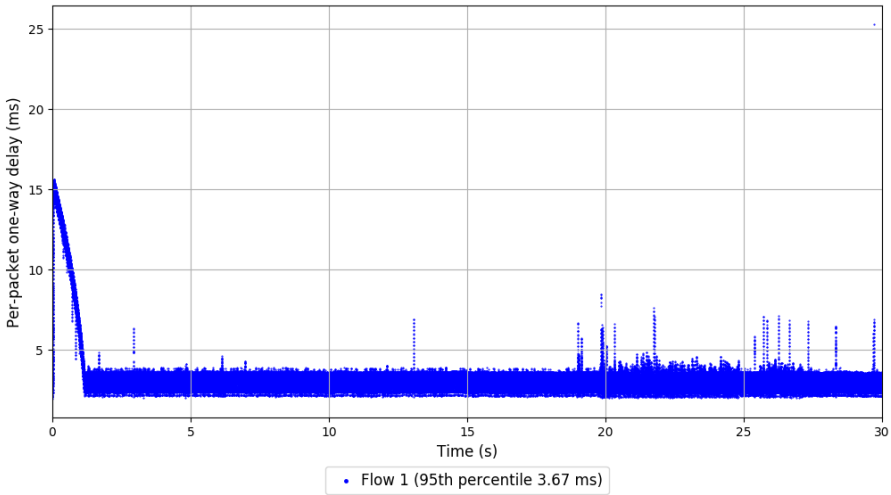

```
Run 10: Statistics of TCP Vegas

Start at: Mon, 24 Jul 2017 22:46:39 +0000
End at: Mon, 24 Jul 2017 22:47:09 +0000
Local clock offset: -2.074 ms
Remote clock offset: 0.673 ms

# Below is generated by plot.py at Tue, 25 Jul 2017 02:22:53 +0000
# Datalink statistics
-- Total of 1 flow:
Average throughput: 96.56 Mbit/s
95th percentile per-packet one-way delay: 3.644 ms
Loss rate: 0.00%
-- Flow 1:
Average throughput: 96.56 Mbit/s
95th percentile per-packet one-way delay: 3.644 ms
Loss rate: 0.00%
```

Run 10: Report of TCP Vegas — Data Link

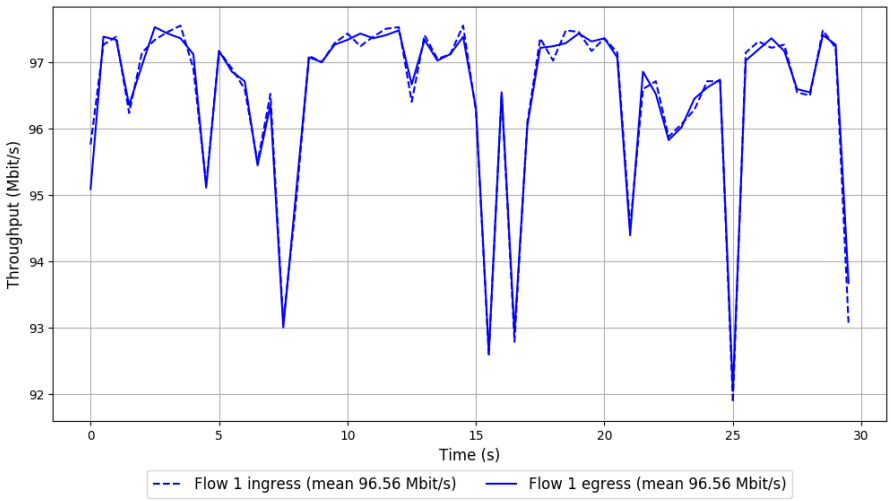

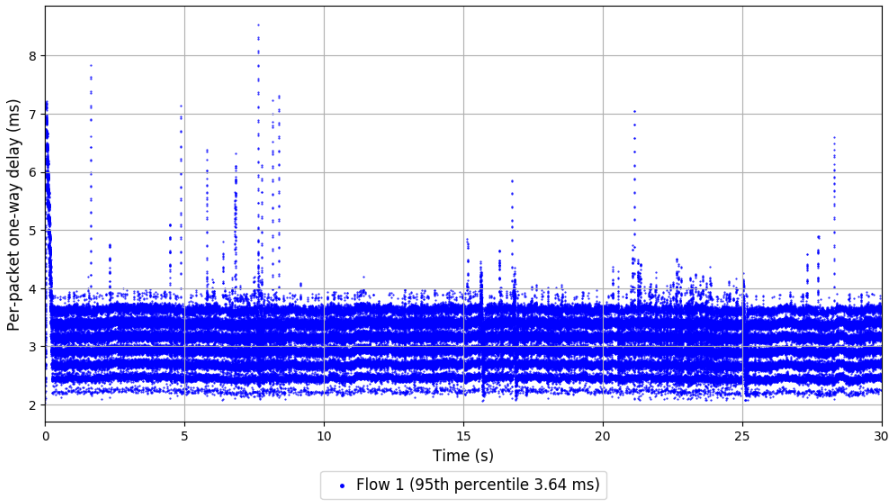

```
Run 1: Statistics of Verus

Start at: Mon, 24 Jul 2017 20:09:03 +0000
End at: Mon, 24 Jul 2017 20:09:33 +0000
Local clock offset: -0.204 ms
Remote clock offset: 2.594 ms

# Below is generated by plot.py at Tue, 25 Jul 2017 02:22:58 +0000
# Datalink statistics
-- Total of 1 flow:
Average throughput: 82.89 Mbit/s
95th percentile per-packet one-way delay: 10.067 ms
Loss rate: 1.15%
-- Flow 1:
Average throughput: 82.89 Mbit/s
95th percentile per-packet one-way delay: 10.067 ms
Loss rate: 1.15%
```

Run 1: Report of Verus — Data Link

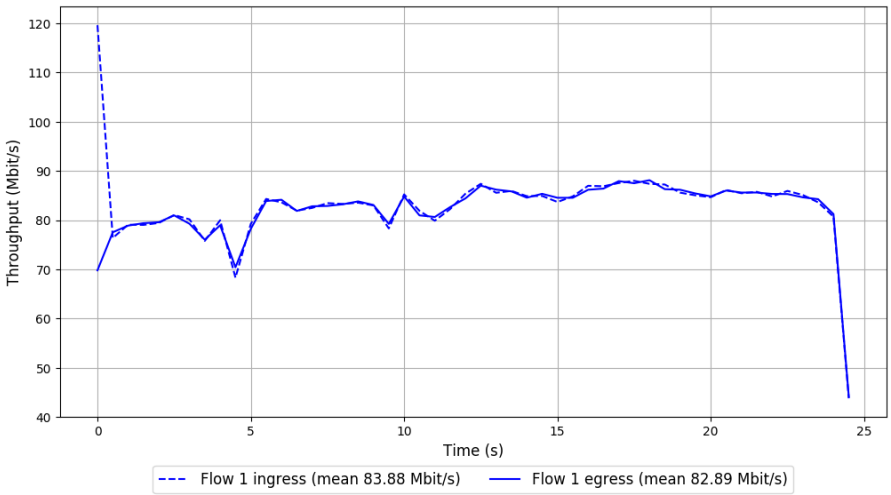

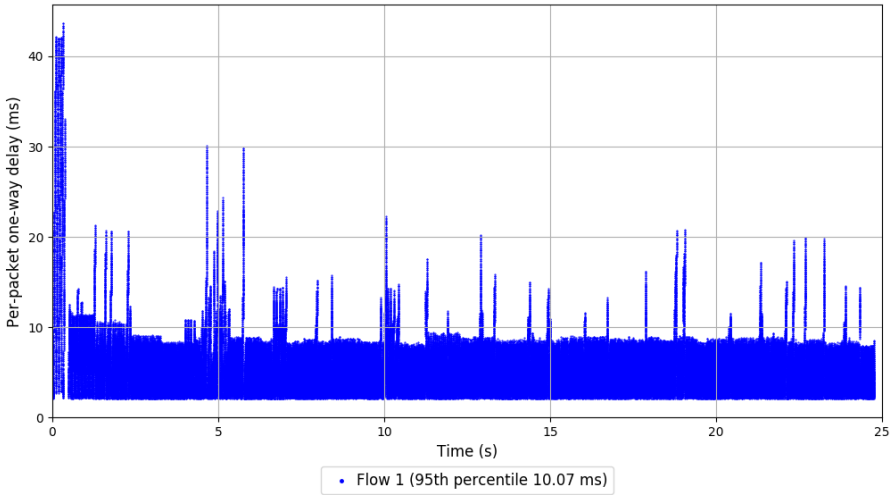

```
Run 2: Statistics of Verus

Start at: Mon, 24 Jul 2017 20:26:06 +0000
End at: Mon, 24 Jul 2017 20:26:36 +0000
Local clock offset: -0.168 ms
Remote clock offset: 1.928 ms
```

Run 2: Report of Verus — Data Link

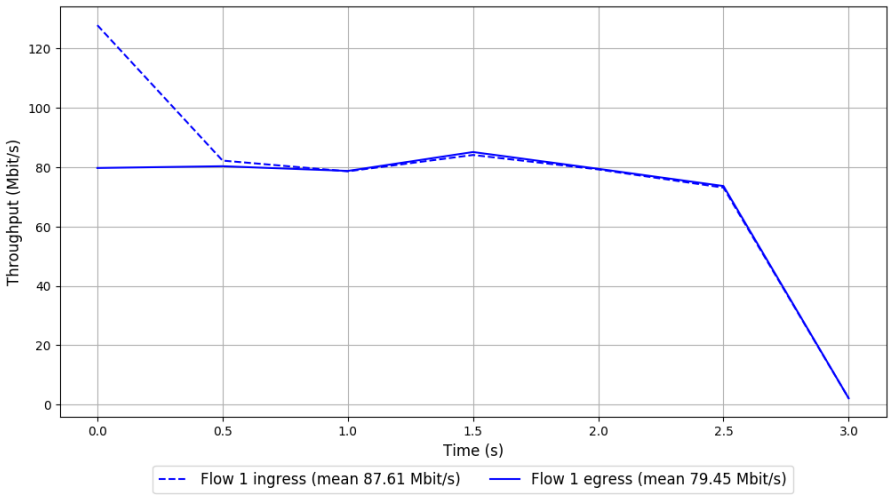

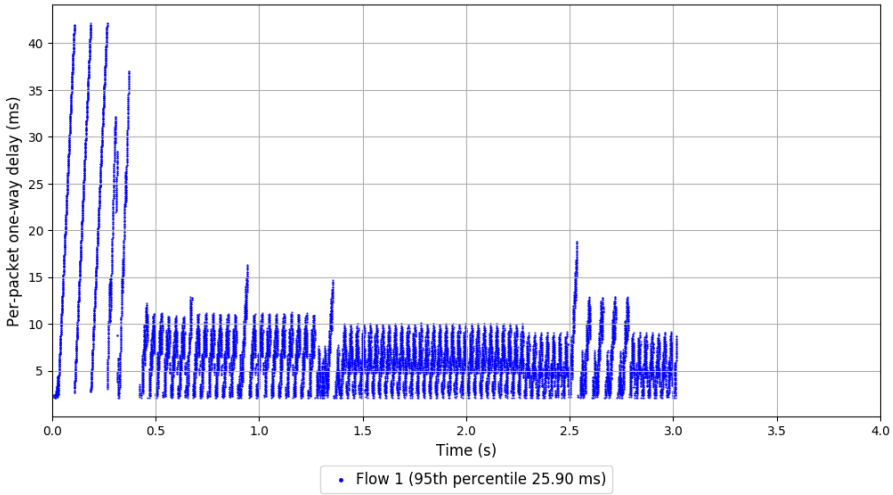

```
Run 3: Statistics of Verus

Start at: Mon, 24 Jul 2017 20:43:02 +0000
End at: Mon, 24 Jul 2017 20:43:32 +0000
Local clock offset: -0.203 ms
Remote clock offset: 1.321 ms
```

Run 3: Report of Verus — Data Link

Figure is missing

Figure is missing

```
Run 4: Statistics of Verus

Start at: Mon, 24 Jul 2017 20:59:59 +0000
End at: Mon, 24 Jul 2017 21:00:29 +0000
Local clock offset: -0.706 ms
Remote clock offset: 0.994 ms
```

Run 4: Report of Verus — Data Link

Figure is missing

Figure is missing

```
Run 5: Statistics of Verus

Start at: Mon, 24 Jul 2017 21:17:00 +0000
End at: Mon, 24 Jul 2017 21:17:30 +0000
Local clock offset: -1.119 ms
Remote clock offset: 0.938 ms
```

Run 5: Report of Verus — Data Link

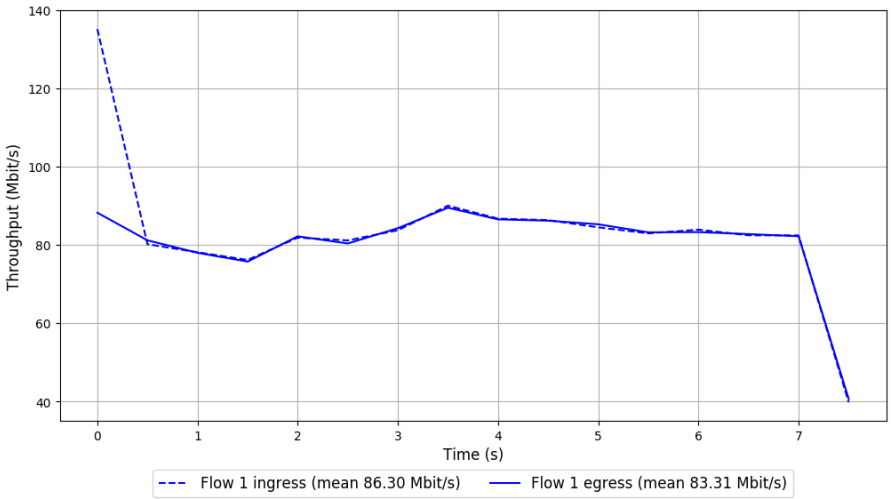

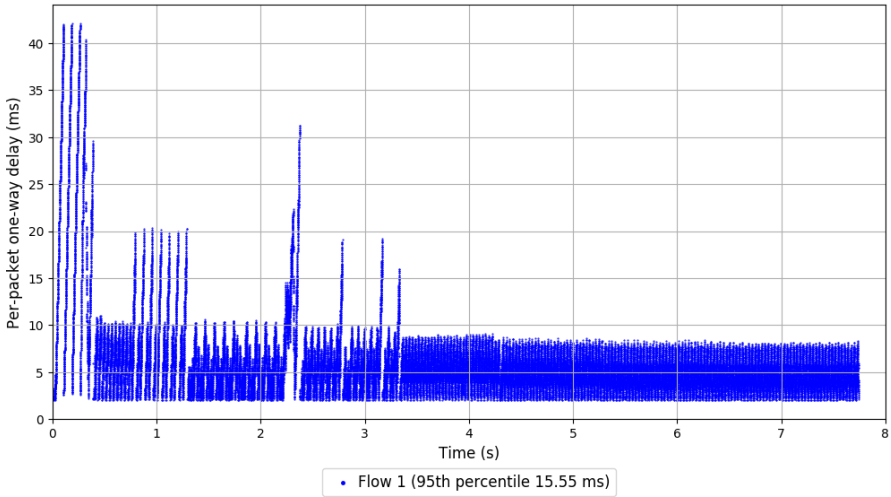

```
Run 6: Statistics of Verus

Start at: Mon, 24 Jul 2017 21:33:56 +0000
End at: Mon, 24 Jul 2017 21:34:26 +0000
Local clock offset: -1.701 ms
Remote clock offset: 1.021 ms
```

Run 6: Report of Verus — Data Link

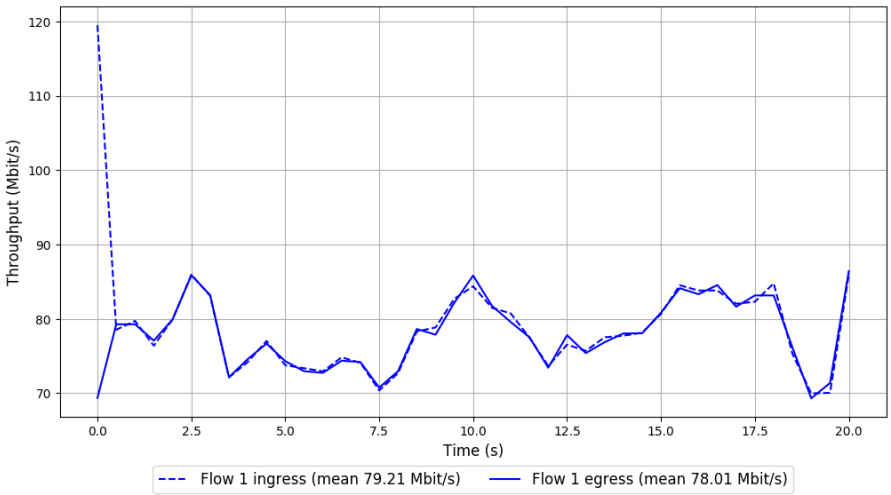

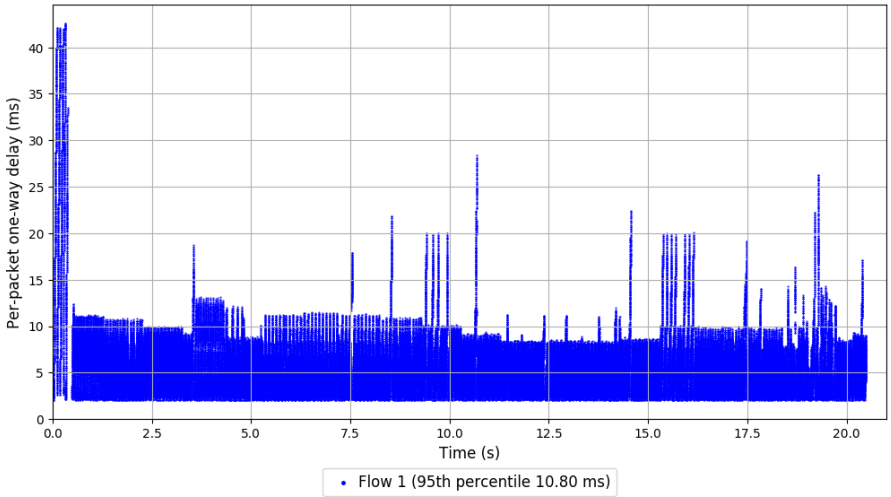

```
Run 7: Statistics of Verus

Start at: Mon, 24 Jul 2017 21:51:02 +0000
End at: Mon, 24 Jul 2017 21:51:32 +0000
Local clock offset: -2.094 ms
Remote clock offset: 0.874 ms
```

Run 7: Report of Verus — Data Link

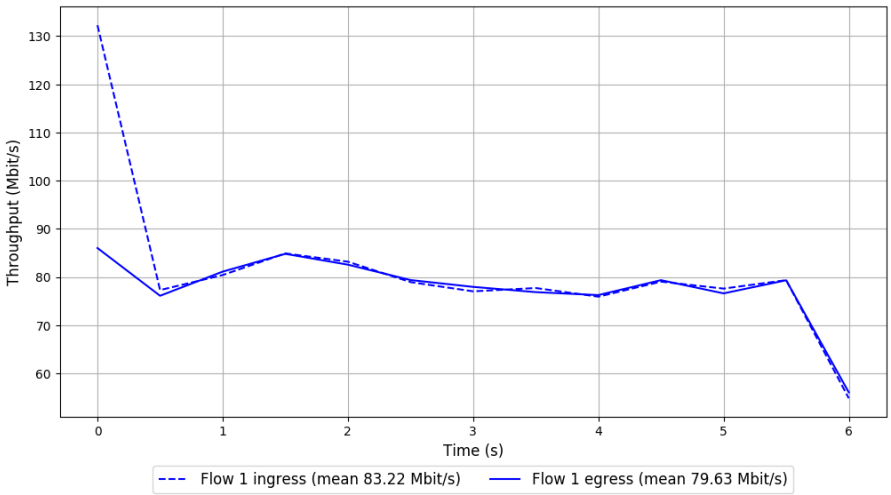

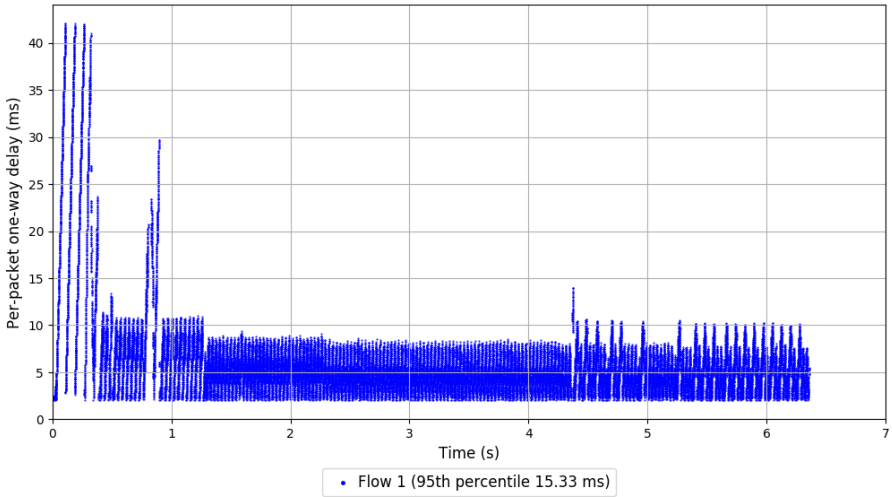

```
Run 8: Statistics of Verus

Start at: Mon, 24 Jul 2017 22:08:04 +0000
End at: Mon, 24 Jul 2017 22:08:34 +0000
Local clock offset: -2.151 ms
Remote clock offset: 0.799 ms
```

Run 8: Report of Verus — Data Link

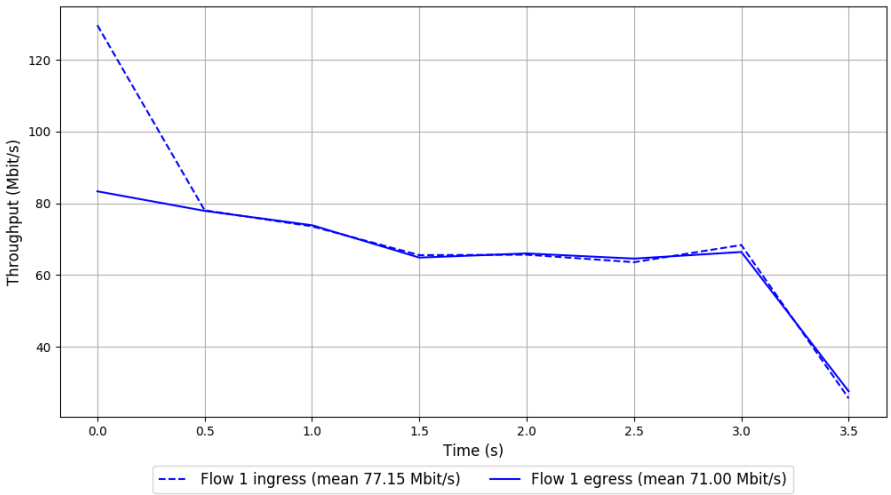

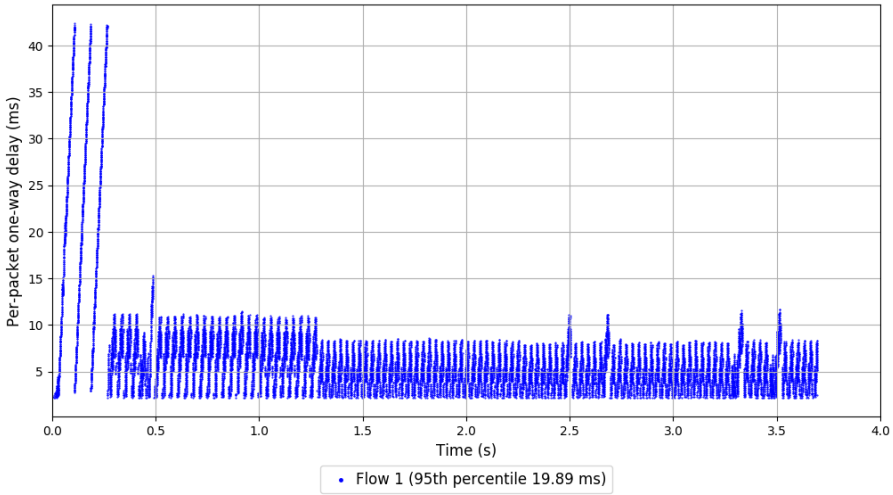

```
Run 9: Statistics of Verus

Start at: Mon, 24 Jul 2017 22:24:59 +0000
End at: Mon, 24 Jul 2017 22:25:29 +0000
Local clock offset: -2.035 ms
Remote clock offset: 0.729 ms
```

Run 9: Report of Verus — Data Link

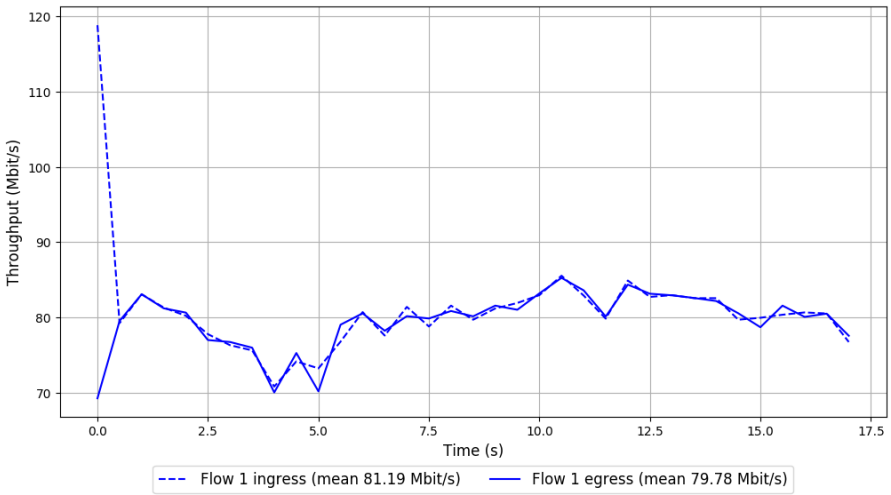

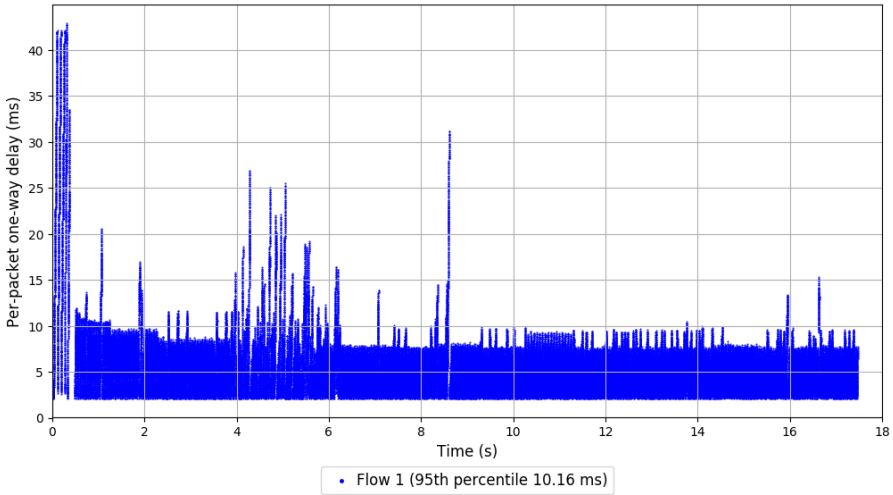

```
Run 10: Statistics of Verus

Start at: Mon, 24 Jul 2017 22:41:57 +0000
End at: Mon, 24 Jul 2017 22:42:27 +0000
Local clock offset: -1.991 ms
Remote clock offset: 0.726 ms
```

Run 10: Report of Verus — Data Link

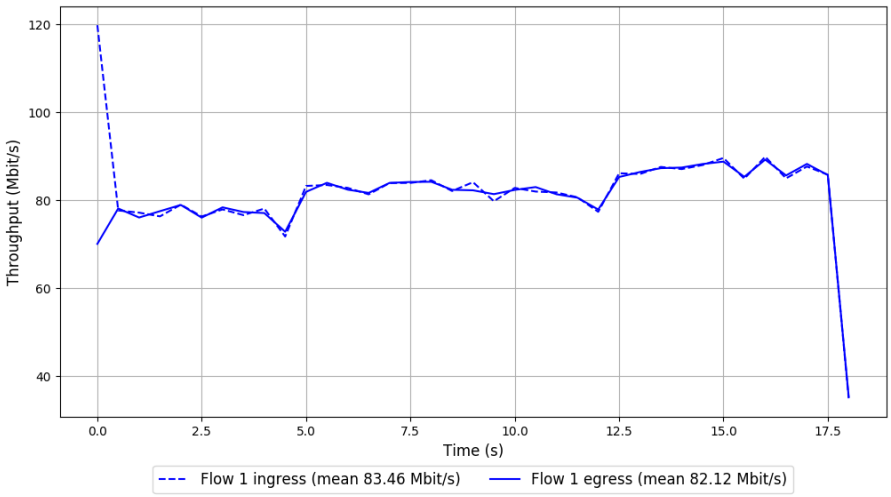

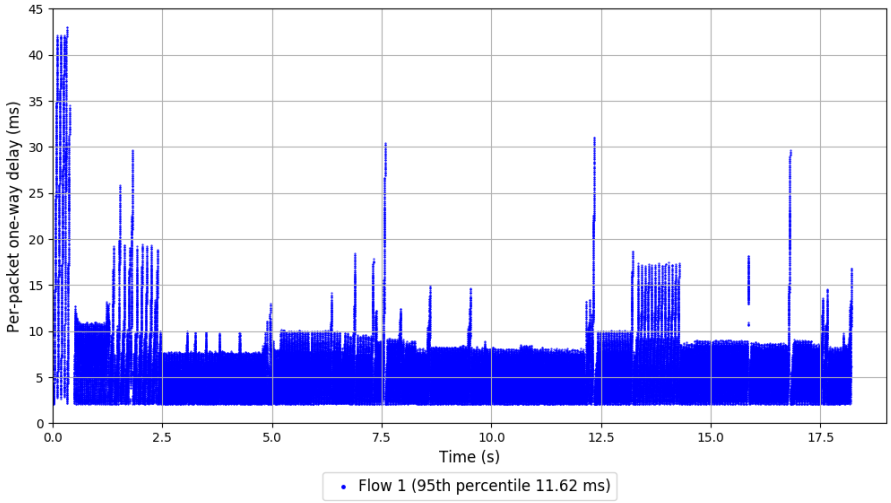

```
Run 1: Statistics of WebRTC media

Start at: Mon, 24 Jul 2017 20:04:42 +0000
End at: Mon, 24 Jul 2017 20:05:12 +0000
Local clock offset: -0.181 ms
Remote clock offset: 2.48 ms

# Below is generated by plot.py at Tue, 25 Jul 2017 02:23:15 +0000
# Datalink statistics
-- Total of 1 flow:
Average throughput: 2.50 Mbit/s
95th percentile per-packet one-way delay: 2.809 ms
Loss rate: 0.00%
-- Flow 1:
Average throughput: 2.50 Mbit/s
95th percentile per-packet one-way delay: 2.809 ms
Loss rate: 0.00%
```

Run 1: Report of WebRTC media — Data Link

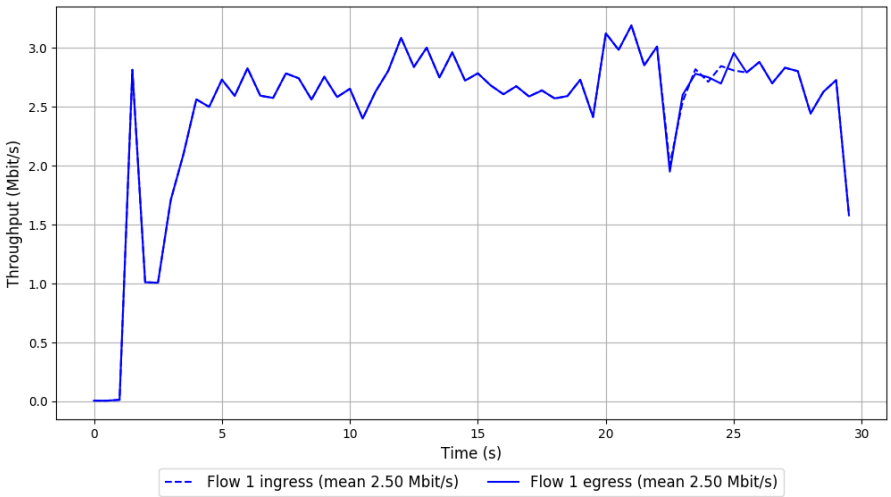

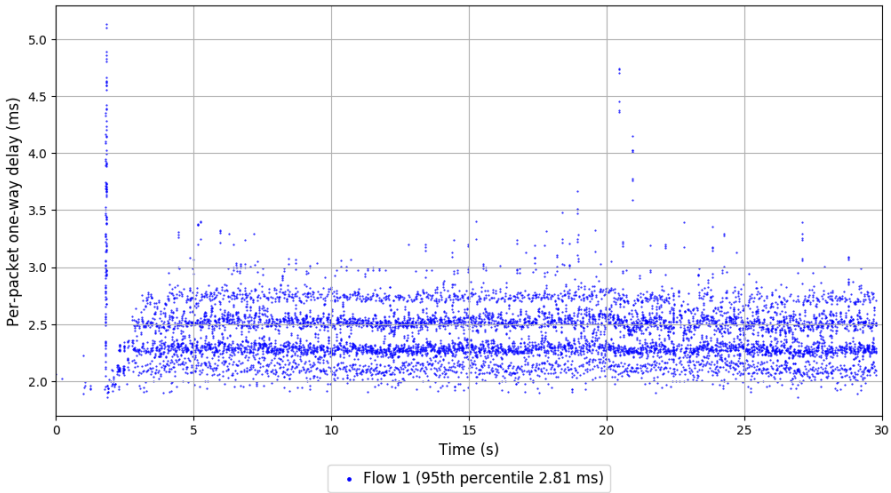

```
Run 2: Statistics of WebRTC media

Start at: Mon, 24 Jul 2017 20:21:45 +0000
End at: Mon, 24 Jul 2017 20:22:15 +0000
Local clock offset: -0.151 ms
Remote clock offset: 2.06 ms

# Below is generated by plot.py at Tue, 25 Jul 2017 02:23:15 +0000
# Datalink statistics
-- Total of 1 flow:
Average throughput: 2.34 Mbit/s
95th percentile per-packet one-way delay: 2.964 ms
Loss rate: 0.00%
-- Flow 1:
Average throughput: 2.34 Mbit/s
95th percentile per-packet one-way delay: 2.964 ms
Loss rate: 0.00%
```

Run 2: Report of WebRTC media — Data Link

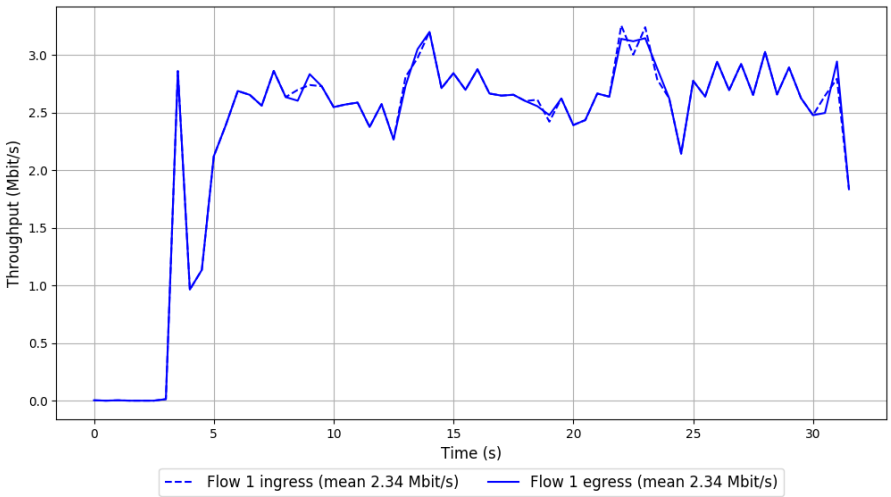

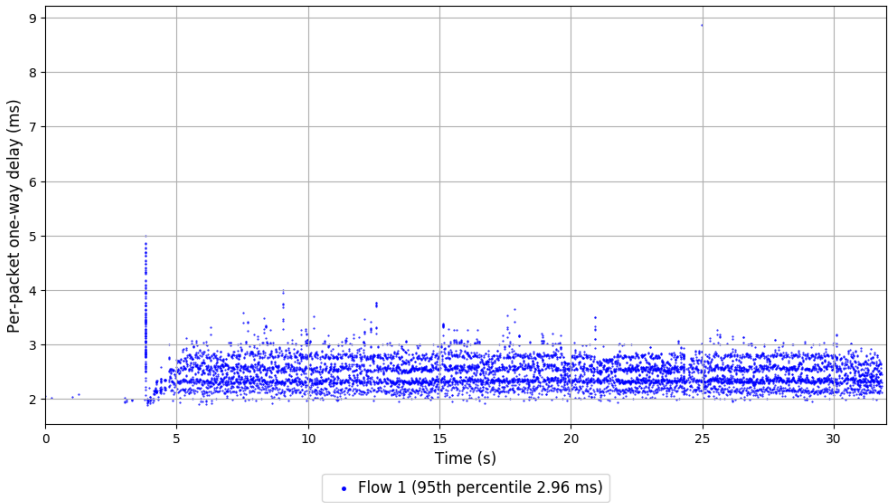

```
Run 3: Statistics of WebRTC media

Start at: Mon, 24 Jul 2017 20:38:43 +0000
End at: Mon, 24 Jul 2017 20:39:13 +0000
Local clock offset: -0.088 ms
Remote clock offset: 1.63 ms

# Below is generated by plot.py at Tue, 25 Jul 2017 02:23:16 +0000
# Datalink statistics
-- Total of 1 flow:
Average throughput: 2.35 Mbit/s
95th percentile per-packet one-way delay: 2.942 ms
Loss rate: 0.00%
-- Flow 1:
Average throughput: 2.35 Mbit/s
95th percentile per-packet one-way delay: 2.942 ms
Loss rate: 0.00%
```

Run 3: Report of WebRTC media — Data Link

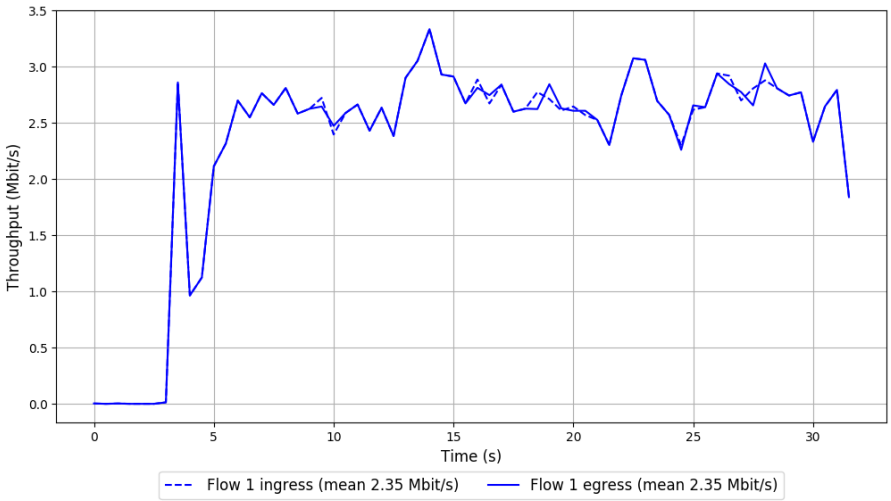

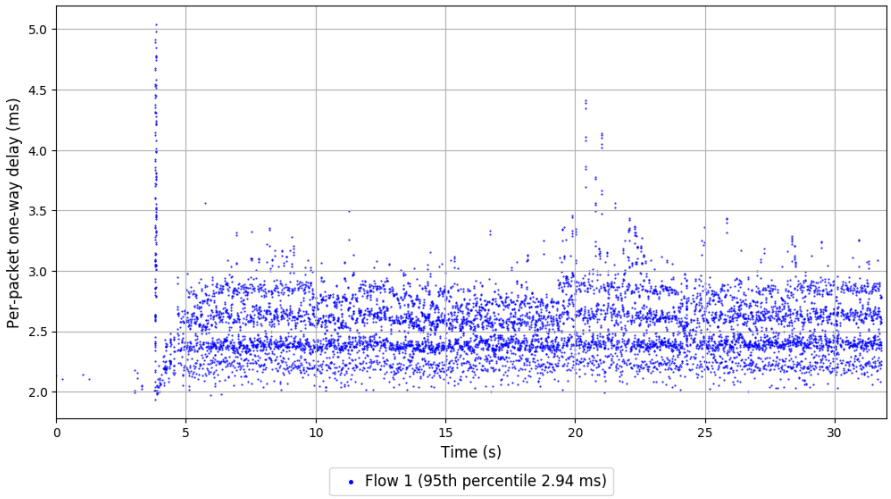

```
Run 4: Statistics of WebRTC media

Start at: Mon, 24 Jul 2017 20:55:40 +0000
End at: Mon, 24 Jul 2017 20:56:10 +0000
Local clock offset: -0.577 ms
Remote clock offset: 1.042 ms

# Below is generated by plot.py at Tue, 25 Jul 2017 02:23:17 +0000
# Datalink statistics
-- Total of 1 flow:
Average throughput: 2.36 Mbit/s
95th percentile per-packet one-way delay: 2.911 ms
Loss rate: 0.00%
-- Flow 1:
Average throughput: 2.36 Mbit/s
95th percentile per-packet one-way delay: 2.911 ms
Loss rate: 0.00%
```

Run 4: Report of WebRTC media — Data Link

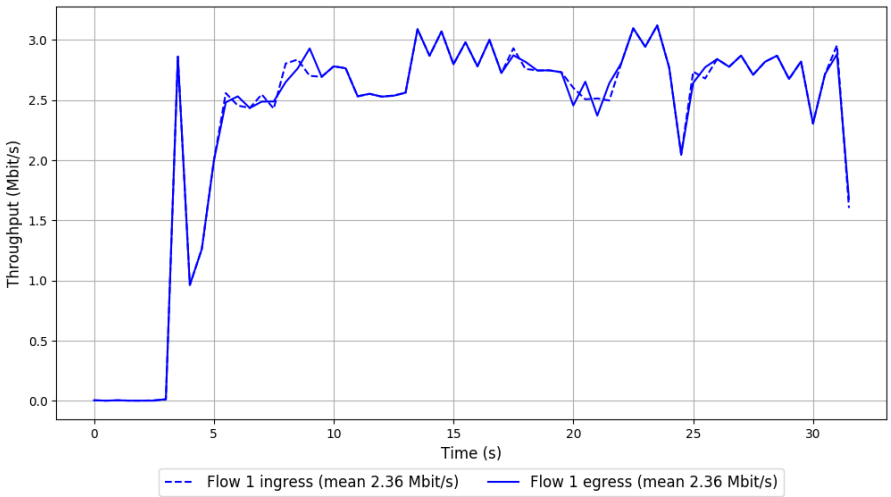

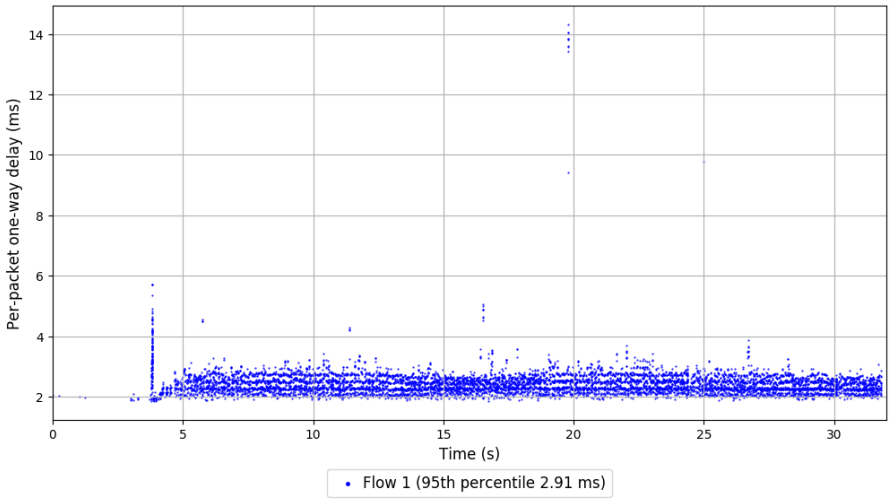

```
Run 5: Statistics of WebRTC media

Start at: Mon, 24 Jul 2017 21:12:35 +0000
End at: Mon, 24 Jul 2017 21:13:05 +0000
Local clock offset: -1.018 ms
Remote clock offset: 0.945 ms

# Below is generated by plot.py at Tue, 25 Jul 2017 02:23:17 +0000
# Datalink statistics
-- Total of 1 flow:
Average throughput: 2.34 Mbit/s
95th percentile per-packet one-way delay: 3.038 ms
Loss rate: 0.00%
-- Flow 1:
Average throughput: 2.34 Mbit/s
95th percentile per-packet one-way delay: 3.038 ms
Loss rate: 0.00%
```

Run 5: Report of WebRTC media — Data Link

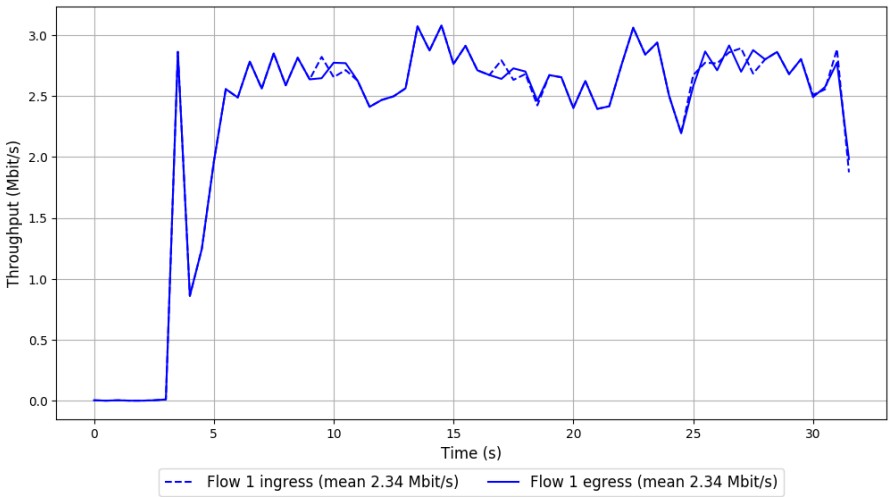

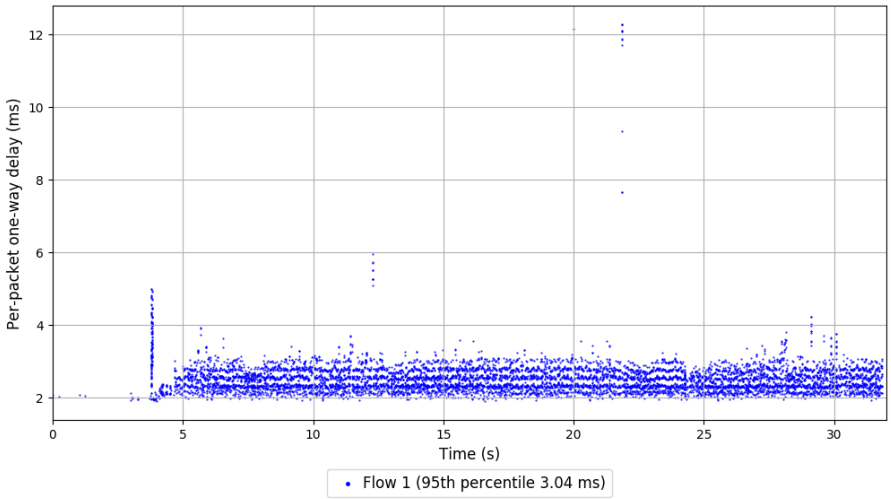

```
Run 6: Statistics of WebRTC media

Start at: Mon, 24 Jul 2017 21:29:37 +0000
End at: Mon, 24 Jul 2017 21:30:08 +0000
Local clock offset: -1.588 ms
Remote clock offset: 1.012 ms

# Below is generated by plot.py at Tue, 25 Jul 2017 02:23:19 +0000
# Datalink statistics
-- Total of 1 flow:
Average throughput: 2.36 Mbit/s
95th percentile per-packet one-way delay: 2.924 ms
Loss rate: 0.00%
-- Flow 1:
Average throughput: 2.36 Mbit/s
95th percentile per-packet one-way delay: 2.924 ms
Loss rate: 0.00%
```

Run 6: Report of WebRTC media — Data Link

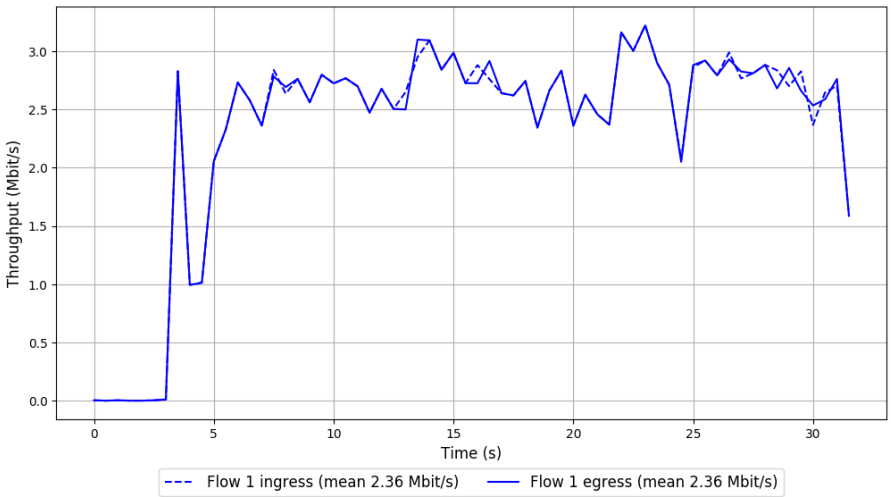

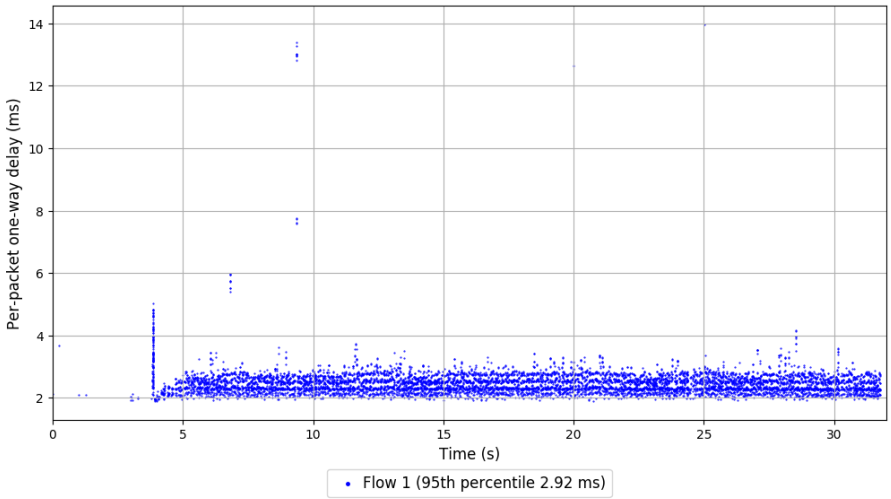

```
Run 7: Statistics of WebRTC media

Start at: Mon, 24 Jul 2017 21:46:38 +0000
End at: Mon, 24 Jul 2017 21:47:08 +0000
Local clock offset: -2.11 ms
Remote clock offset: 0.889 ms

# Below is generated by plot.py at Tue, 25 Jul 2017 02:23:19 +0000
# Datalink statistics
-- Total of 1 flow:
Average throughput: 2.34 Mbit/s
95th percentile per-packet one-way delay: 2.909 ms
Loss rate: 0.00%
-- Flow 1:
Average throughput: 2.34 Mbit/s
95th percentile per-packet one-way delay: 2.909 ms
Loss rate: 0.00%
```

Run 7: Report of WebRTC media — Data Link

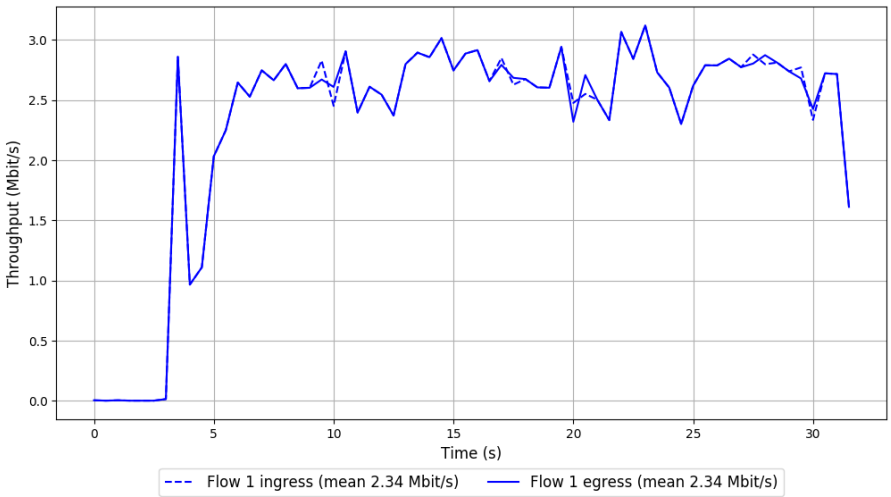

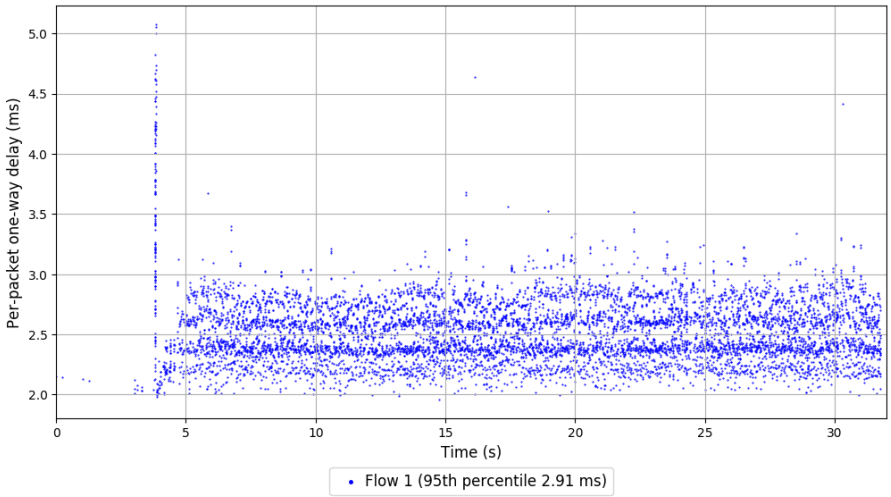

```
Run 8: Statistics of WebRTC media

Start at: Mon, 24 Jul 2017 22:03:40 +0000
End at: Mon, 24 Jul 2017 22:04:10 +0000
Local clock offset: -2.125 ms
Remote clock offset: 0.829 ms

# Below is generated by plot.py at Tue, 25 Jul 2017 02:23:20 +0000
# Datalink statistics
-- Total of 1 flow:
Average throughput: 2.37 Mbit/s
95th percentile per-packet one-way delay: 2.943 ms
Loss rate: 0.00%
-- Flow 1:
Average throughput: 2.37 Mbit/s
95th percentile per-packet one-way delay: 2.943 ms
Loss rate: 0.00%
```

Run 8: Report of WebRTC media — Data Link

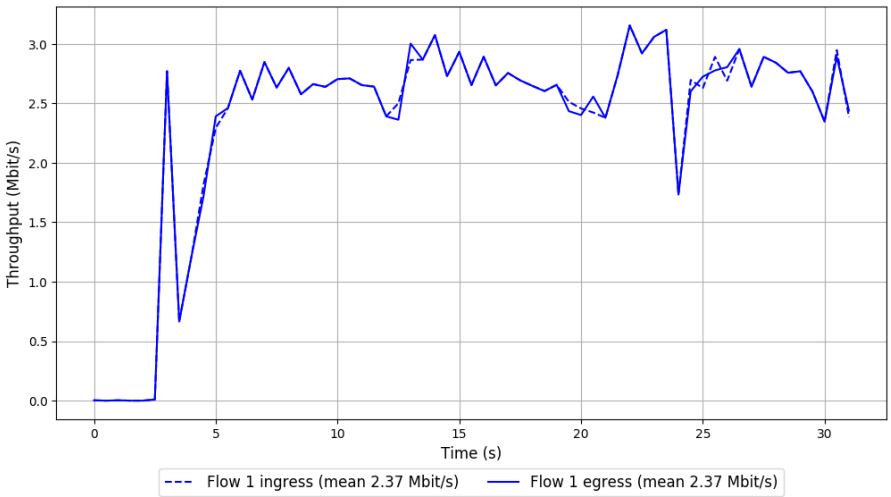

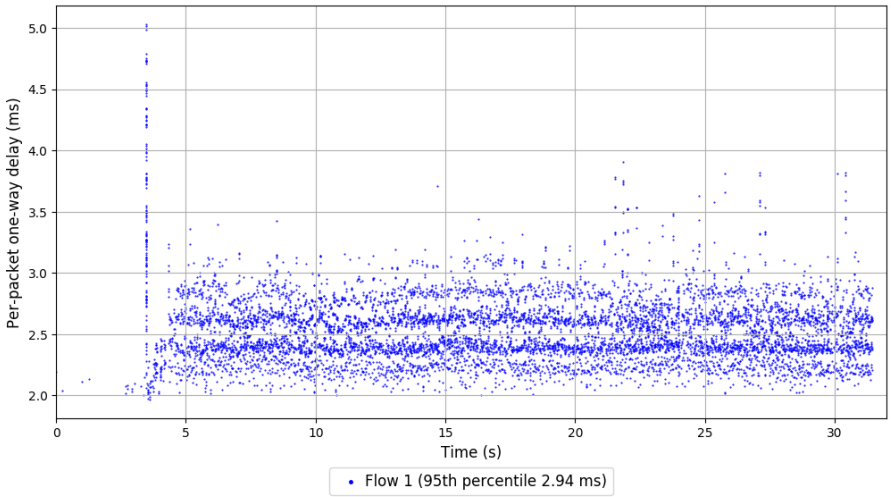

```
Run 9: Statistics of WebRTC media

Start at: Mon, 24 Jul 2017 22:20:41 +0000
End at: Mon, 24 Jul 2017 22:21:11 +0000
Local clock offset: -2.108 ms
Remote clock offset: 0.714 ms

# Below is generated by plot.py at Tue, 25 Jul 2017 02:23:20 +0000
# Datalink statistics
-- Total of 1 flow:
Average throughput: 2.35 Mbit/s
95th percentile per-packet one-way delay: 3.018 ms
Loss rate: 0.00%
-- Flow 1:
Average throughput: 2.35 Mbit/s
95th percentile per-packet one-way delay: 3.018 ms
Loss rate: 0.00%
```

Run 9: Report of WebRTC media — Data Link

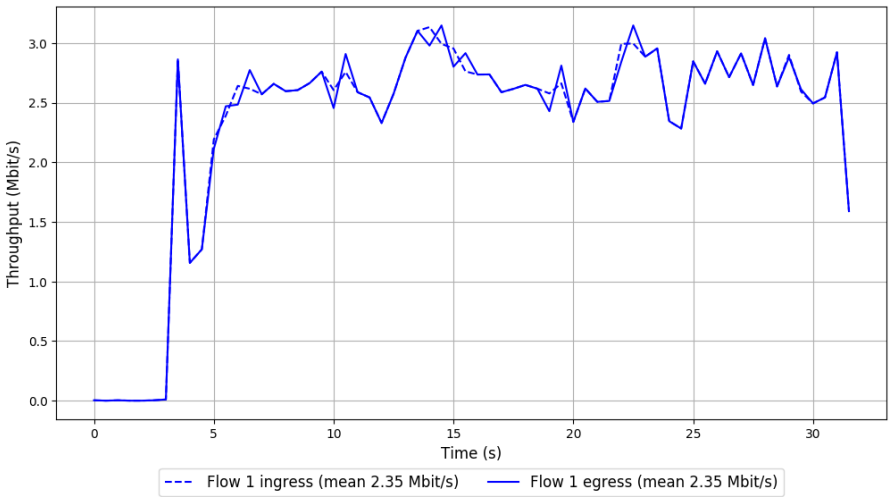

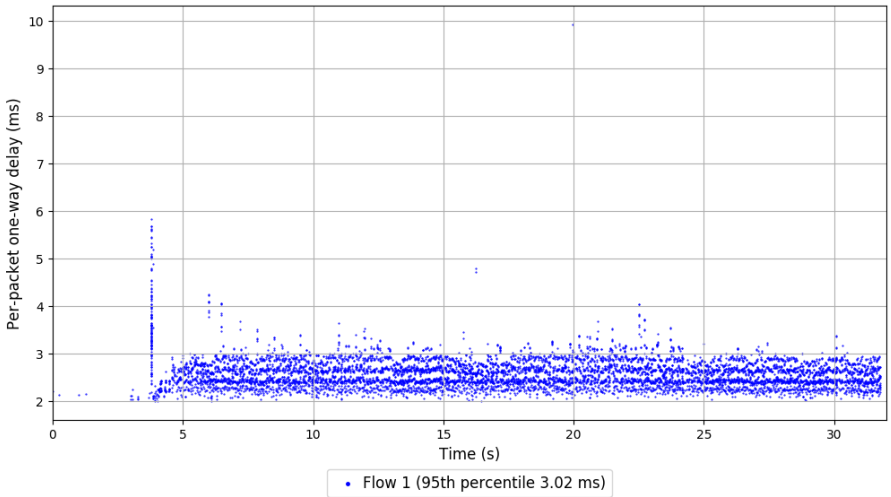

```
Run 10: Statistics of WebRTC media

Start at: Mon, 24 Jul 2017 22:37:39 +0000
End at: Mon, 24 Jul 2017 22:38:09 +0000
Local clock offset: -2.024 ms
Remote clock offset: 0.727 ms

# Below is generated by plot.py at Tue, 25 Jul 2017 02:23:21 +0000
# Datalink statistics
-- Total of 1 flow:
Average throughput: 2.32 Mbit/s
95th percentile per-packet one-way delay: 2.927 ms
Loss rate: 0.00%
-- Flow 1:
Average throughput: 2.32 Mbit/s
95th percentile per-packet one-way delay: 2.927 ms
Loss rate: 0.00%
```

Run 10: Report of WebRTC media — Data Link