Pantheon Summary (Generated at Mon, 10 Jul 2017 02:23:01 +0000 with pantheon version `c3610718e2bbac84102e8ac47b889a75d4392d79`)

Repeated the test of 15 congestion control schemes 10 times.

Each test lasted for 30 seconds running 3 flows with 10-second interval between two flows.

Data path **from** AWS Brazil 1 Ethernet **to** Brazil Ethernet.

NTP offset measured against gps.ntp.br.

```
git branch: master @ c3610718e2bbac84102e8ac47b889a75d4392d79
third_party/calibrated_koho @ 3cb73c0d1c0322cdfae446ea37a522e53227db50
 M datagrump/sender.cc
third_party/genericCC @ dae96123232f1bcb37725348fa2378691ce26725
third_party/koho_cc @ f0f2e693303aee82ea808e6928eac4f1083a6681
 M datagrump/sender.cc
third_party/libutp @ b3465b942e2826f2b179eaab4a906ce6bb7cf3cf
third_party/pantheon-stimuli @ fc73a85ca16c34366d1888dc8a0d0d88d4ebf2a7
third_party/pantheon-tunnel @ c792f8e8e0704b1646a0e024766675d8e9a835f1
third_party/pcc @ 1afc958fa0d66d18b623c091a55fec872b4981e1
 M receiver/src/buffer.h
 M receiver/src/core.cpp
 M sender/src/buffer.h
 M sender/src/core.cpp
third_party/proto-quic @ 77961f1a82733a86b42f1bc8143ebc978f3cff42
third_party/scream @ c3370fd7bd17265a79aeb34e4016ad23f5965885
third_party/sourdough @ f1a14bffe749737437f61b1eaeeb30b267cde681
third_party/sprout @ 6f2efe6e088d91066a9f023df375eee2665089ce
 M src/examples/cellsim.cc
 M src/examples/sproutbt2.cc
 M src/network/sproutconn.cc
third_party/verus @ d4b447ea74c6c60a261149af2629562939f9a494
 M src/verus.hpp
 M tools/plot.py
third_party/webrtc @ a488197ddd041ace68a42849b2540ad834825f42
```

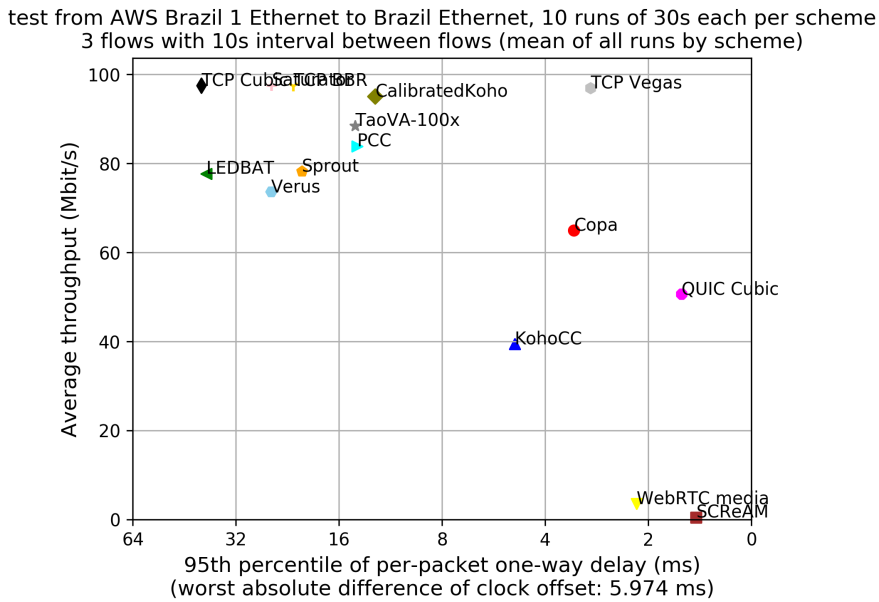
test from AWS Brazil 1 Ethernet to Brazil Ethernet, 10 runs of 30s each per scheme
3 flows with 10s interval between flows (mean of all runs by scheme)
Average throughput (Mbit/s)
95th percentile of per-packet one-way delay (ms)
(worst absolute difference of clock offset: 5.974 ms)
TCP Cubic
Saturator
TCP BBR
CalibratedKoho
TCP Vegas
TaoVA-100x
PCC
LEDBAT
Sprout
Verus
Copa
QUIC Cubic
KohoCC
WebRTC media
SCReAM

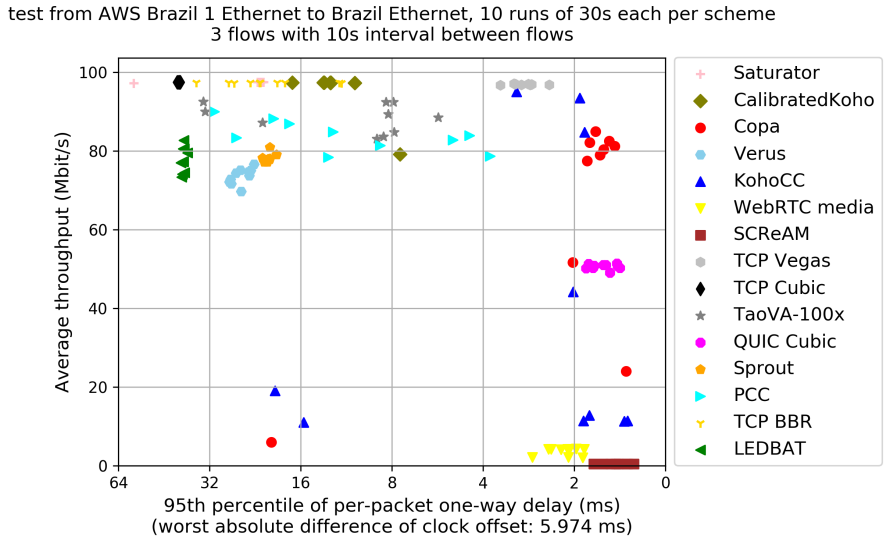
test from AWS Brazil 1 Ethernet to Brazil Ethernet, 10 runs of 30s each per scheme
3 flows with 10s interval between flows
Average throughput (Mbit/s)
95th percentile of per-packet one-way delay (ms)
(worst absolute difference of clock offset: 5.974 ms)
Saturator
CalibratedKoho
Copa
Verus
KohoCC
WebRTC media
SCReAM
TCP Vegas
TCP Cubic
TaoVA-100x
QUIC Cubic
Sprout
PCC
TCP BBR
LEDBAT

		mean avg tput (Mbit/s)			mean 95th-%ile delay (ms)			mean loss rate (%)		
scheme	# runs	flow 1	flow 2	flow 3	flow 1	flow 2	flow 3	flow 1	flow 2	flow 3
TCP BBR	10	71.00	30.00	19.30	21.65	19.49	29.24	0.01	0.04	0.35
CalibratedKoho	10	75.45	51.43	87.20	680.88	11.38	13.04	2.57	0.01	0.00
Copa	10	37.48	31.62	33.38	3.33	1.53	3.38	0.00	0.00	0.01
TCP Cubic	10	72.84	23.31	27.59	40.31	40.59	40.51	1.30	1.61	1.46
KohoCC	10	18.42	16.59	30.05	3.34	5.12	1.99	0.00	0.00	0.00
LEDBAT	10	44.78	35.76	27.99	38.87	39.10	38.87	1.04	1.40	1.75
PCC	10	65.51	21.44	12.24	12.57	16.72	18.09	0.06	0.10	0.17
QUIC Cubic	10	76.85	78.12	78.43	1.37	1.50	1.46	0.00	0.00	0.00
Saturator	10	92.58	82.73	96.88	25.24	27.11	23.54	1.24	7.06	7.08
SCReAM	10	0.22	0.22	0.22	1.08	1.06	1.06	0.00	0.00	0.00
Sprout	10	42.44	38.08	31.67	19.21	20.35	22.50	0.01	0.00	0.00
TaoVA-100x	10	56.14	33.89	29.60	11.08	16.83	15.70	0.78	1.71	3.58
TCP Vegas	10	55.15	39.69	46.29	3.47	2.87	2.91	0.00	0.00	0.00
Verus	10	46.23	28.97	24.71	21.03	27.42	32.18	3.66	6.95	12.64
WebRTC media	10	1.68	1.39	0.49	2.42	2.17	2.56	0.00	0.00	0.00

```
Run 1: Statistics of TCP BBR

Start at: Sun, 09 Jul 2017 20:02:38 +0000
End at: Sun, 09 Jul 2017 20:03:08 +0000
Local clock offset: -0.332 ms
Remote clock offset: 0.217 ms

# Below is generated by plot.py at Mon, 10 Jul 2017 02:09:25 +0000
# Datalink statistics
-- Total of 3 flows:
Average throughput: 97.39 Mbit/s
95th percentile per-packet one-way delay: 21.911 ms
Loss rate: 0.00%
-- Flow 1:
Average throughput: 59.02 Mbit/s
95th percentile per-packet one-way delay: 20.625 ms
Loss rate: 0.00%
-- Flow 2:
Average throughput: 26.48 Mbit/s
95th percentile per-packet one-way delay: 21.875 ms
Loss rate: 0.00%
-- Flow 3:
Average throughput: 62.48 Mbit/s
95th percentile per-packet one-way delay: 24.194 ms
Loss rate: 0.00%
```

Run 1: Report of TCP BBR — Data Link

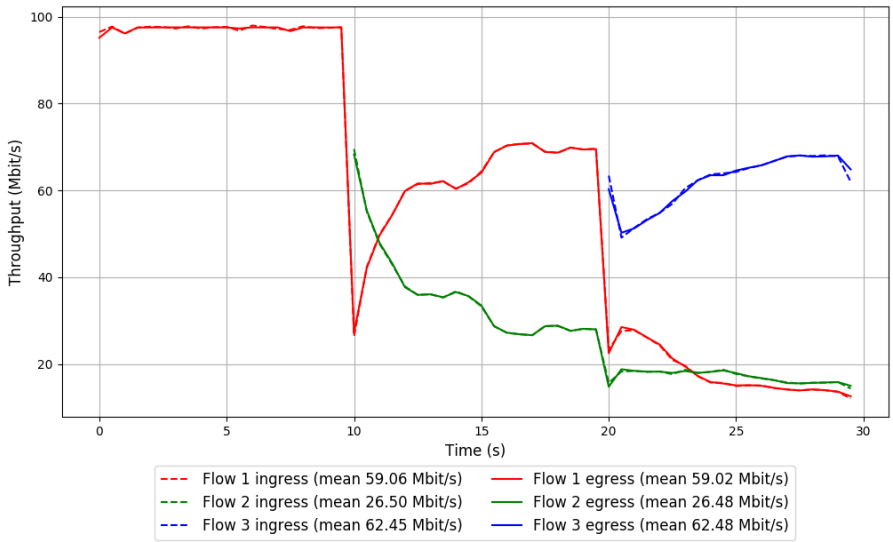

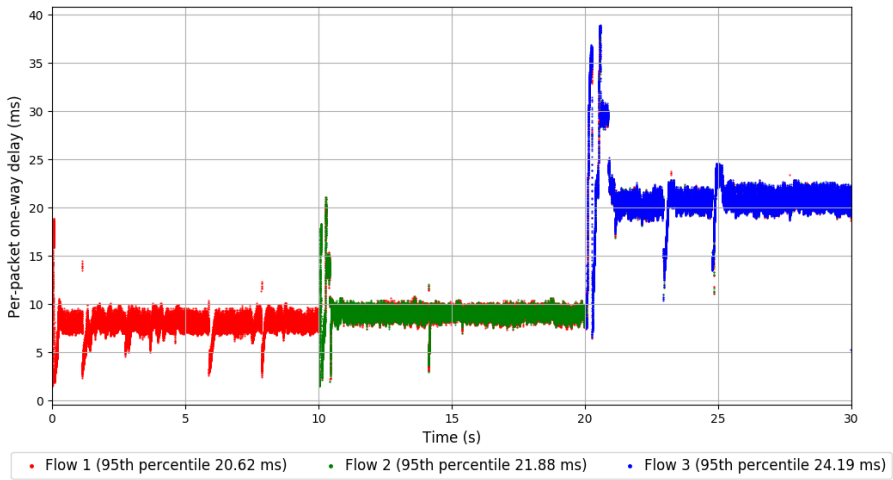

```
Run 2: Statistics of TCP BBR

Start at: Sun, 09 Jul 2017 20:19:42 +0000
End at: Sun, 09 Jul 2017 20:20:12 +0000
Local clock offset: -0.546 ms
Remote clock offset: 0.192 ms

# Below is generated by plot.py at Mon, 10 Jul 2017 02:09:27 +0000
# Datalink statistics
-- Total of 3 flows:
Average throughput: 97.31 Mbit/s
95th percentile per-packet one-way delay: 11.749 ms
Loss rate: 0.09%
-- Flow 1:
Average throughput: 76.67 Mbit/s
95th percentile per-packet one-way delay: 11.532 ms
Loss rate: 0.02%
-- Flow 2:
Average throughput: 22.33 Mbit/s
95th percentile per-packet one-way delay: 12.252 ms
Loss rate: 0.11%
-- Flow 3:
Average throughput: 17.43 Mbit/s
95th percentile per-packet one-way delay: 30.984 ms
Loss rate: 0.97%
```

Run 2: Report of TCP BBR — Data Link

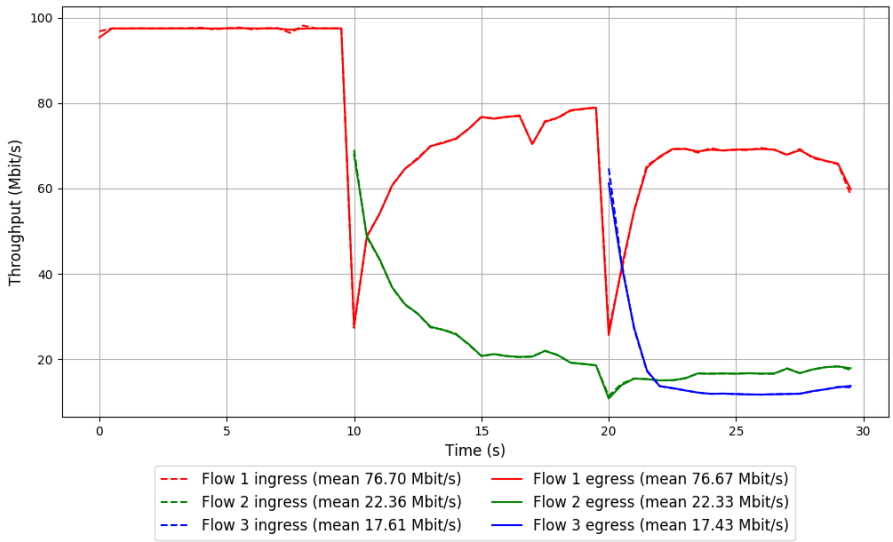

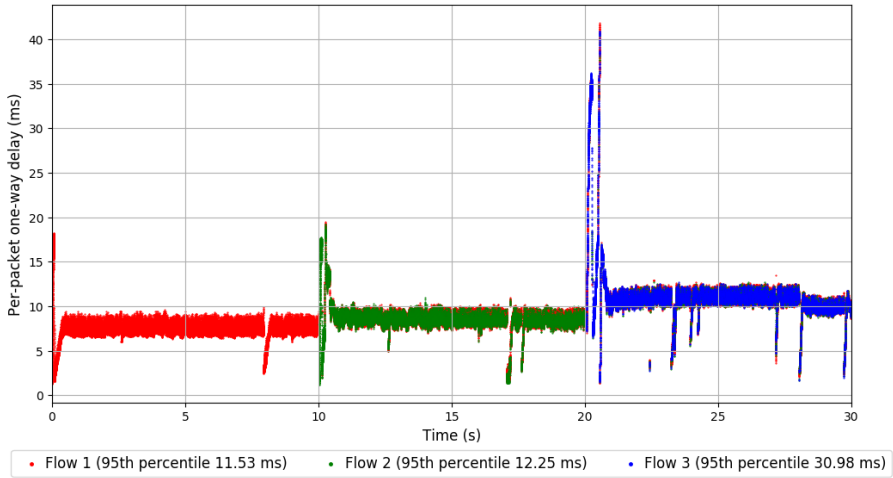

```
Run 3: Statistics of TCP BBR

Start at: Sun, 09 Jul 2017 20:36:54 +0000
End at: Sun, 09 Jul 2017 20:37:24 +0000
Local clock offset: -0.616 ms
Remote clock offset: 0.274 ms

# Below is generated by plot.py at Mon, 10 Jul 2017 02:09:38 +0000
# Datalink statistics
-- Total of 3 flows:
Average throughput: 97.39 Mbit/s
95th percentile per-packet one-way delay: 11.936 ms
Loss rate: 0.09%
-- Flow 1:
Average throughput: 73.78 Mbit/s
95th percentile per-packet one-way delay: 11.747 ms
Loss rate: 0.03%
-- Flow 2:
Average throughput: 27.21 Mbit/s
95th percentile per-packet one-way delay: 12.151 ms
Loss rate: 0.14%
-- Flow 3:
Average throughput: 16.51 Mbit/s
95th percentile per-packet one-way delay: 31.401 ms
Loss rate: 0.80%
```

Run 3: Report of TCP BBR — Data Link

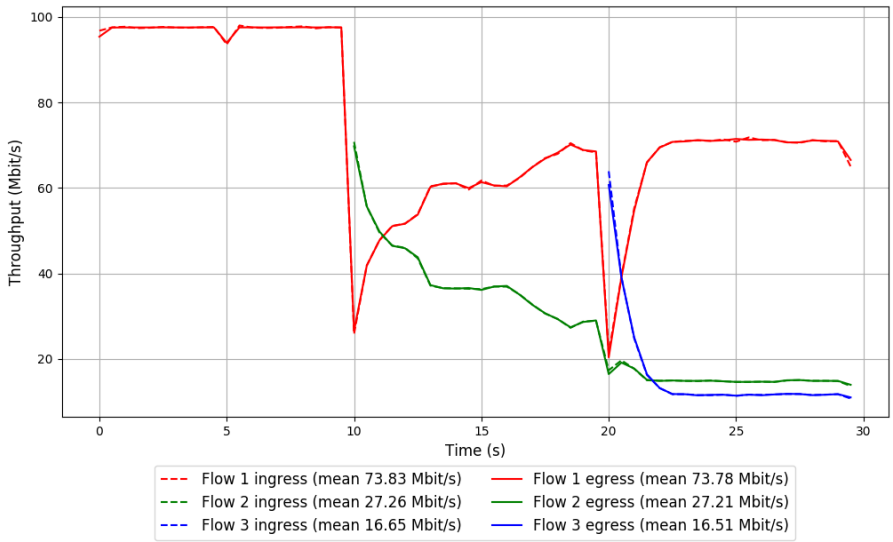

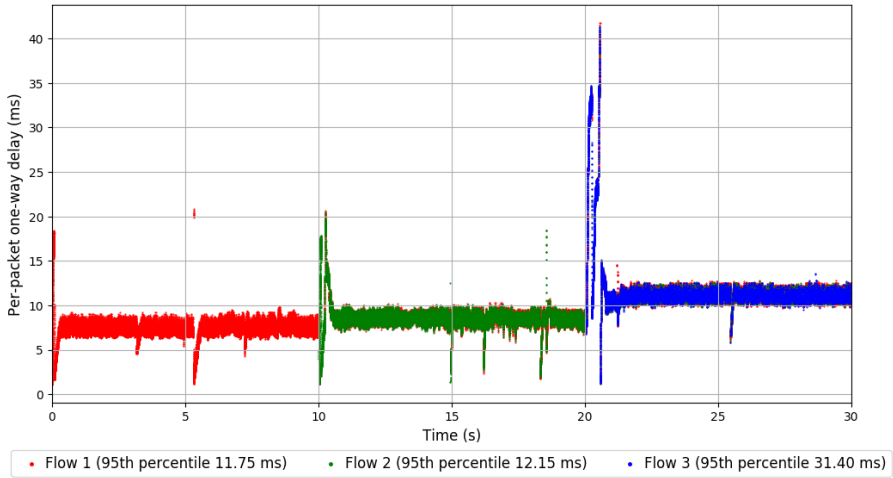

```
Run 4: Statistics of TCP BBR

Start at: Sun, 09 Jul 2017 20:54:29 +0000
End at: Sun, 09 Jul 2017 20:54:59 +0000
Local clock offset: -0.85 ms
Remote clock offset: 0.281 ms

# Below is generated by plot.py at Mon, 10 Jul 2017 02:09:40 +0000
# Datalink statistics
-- Total of 3 flows:
Average throughput: 97.42 Mbit/s
95th percentile per-packet one-way delay: 27.692 ms
Loss rate: 0.00%
-- Flow 1:
Average throughput: 75.85 Mbit/s
95th percentile per-packet one-way delay: 27.798 ms
Loss rate: 0.00%
-- Flow 2:
Average throughput: 28.02 Mbit/s
95th percentile per-packet one-way delay: 26.523 ms
Loss rate: 0.00%
-- Flow 3:
Average throughput: 8.79 Mbit/s
95th percentile per-packet one-way delay: 29.974 ms
Loss rate: 0.00%
```

Run 4: Report of TCP BBR — Data Link

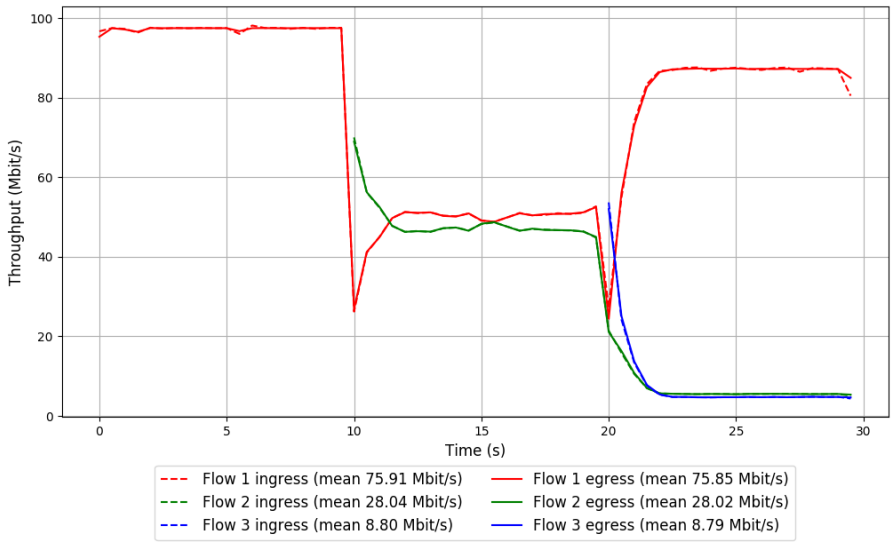

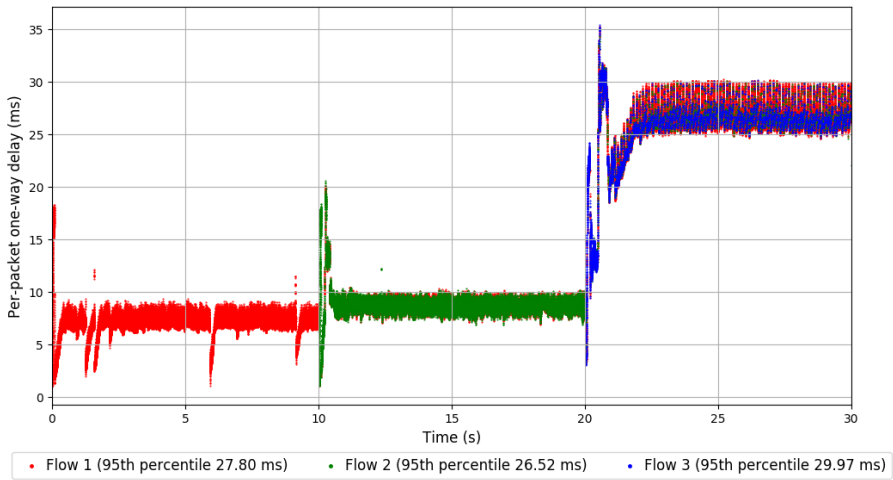

```
Run 5: Statistics of TCP BBR

Start at: Sun, 09 Jul 2017 21:11:42 +0000
End at: Sun, 09 Jul 2017 21:12:12 +0000
Local clock offset: -0.886 ms
Remote clock offset: 0.154 ms

# Below is generated by plot.py at Mon, 10 Jul 2017 02:09:51 +0000
# Datalink statistics
-- Total of 3 flows:
Average throughput: 97.37 Mbit/s
95th percentile per-packet one-way delay: 35.442 ms
Loss rate: 0.00%
-- Flow 1:
Average throughput: 70.84 Mbit/s
95th percentile per-packet one-way delay: 35.723 ms
Loss rate: 0.00%
-- Flow 2:
Average throughput: 32.46 Mbit/s
95th percentile per-packet one-way delay: 22.736 ms
Loss rate: 0.01%
-- Flow 3:
Average throughput: 14.74 Mbit/s
95th percentile per-packet one-way delay: 36.058 ms
Loss rate: 0.00%
```

Run 5: Report of TCP BBR — Data Link

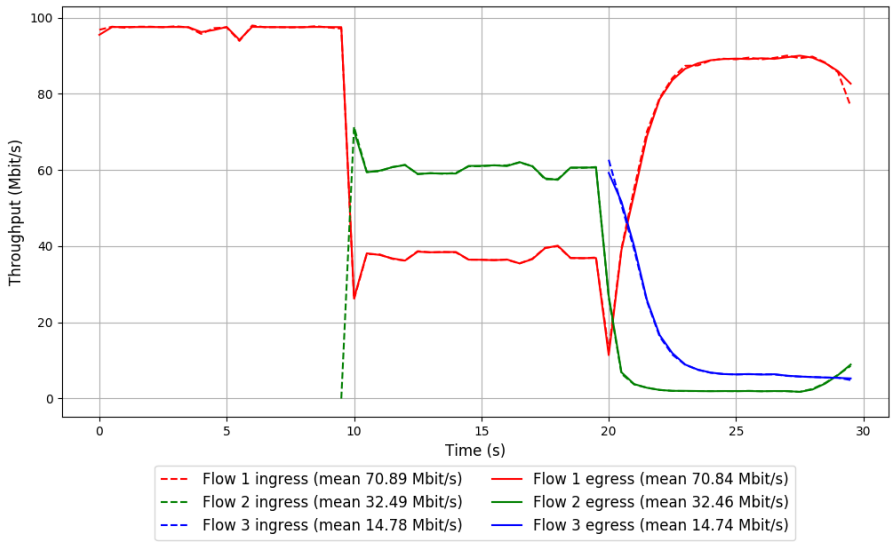

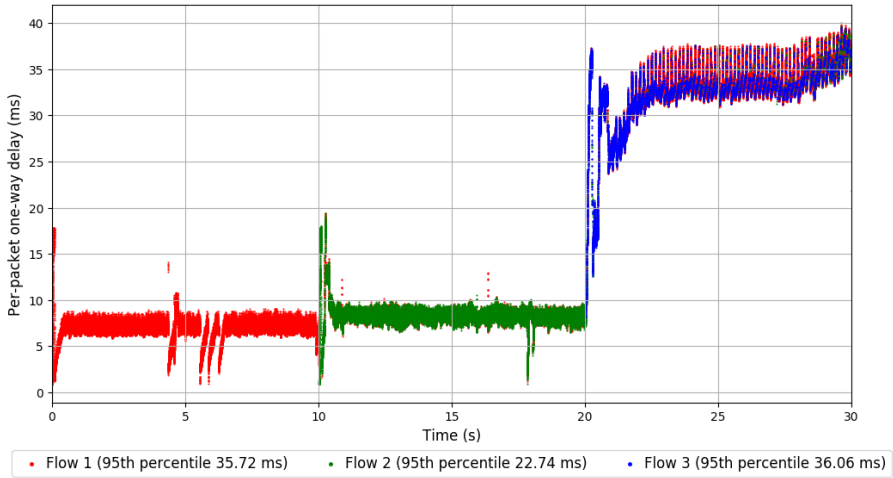

```
Run 6: Statistics of TCP BBR

Start at: Sun, 09 Jul 2017 21:28:49 +0000
End at: Sun, 09 Jul 2017 21:29:19 +0000
Local clock offset: -0.954 ms
Remote clock offset: 0.247 ms

# Below is generated by plot.py at Mon, 10 Jul 2017 02:09:54 +0000
# Datalink statistics
-- Total of 3 flows:
Average throughput: 97.39 Mbit/s
95th percentile per-packet one-way delay: 18.054 ms
Loss rate: 0.15%
-- Flow 1:
Average throughput: 63.58 Mbit/s
95th percentile per-packet one-way delay: 18.181 ms
Loss rate: 0.01%
-- Flow 2:
Average throughput: 43.06 Mbit/s
95th percentile per-packet one-way delay: 14.737 ms
Loss rate: 0.16%
-- Flow 3:
Average throughput: 15.50 Mbit/s
95th percentile per-packet one-way delay: 29.248 ms
Loss rate: 1.78%
```

Run 6: Report of TCP BBR — Data Link

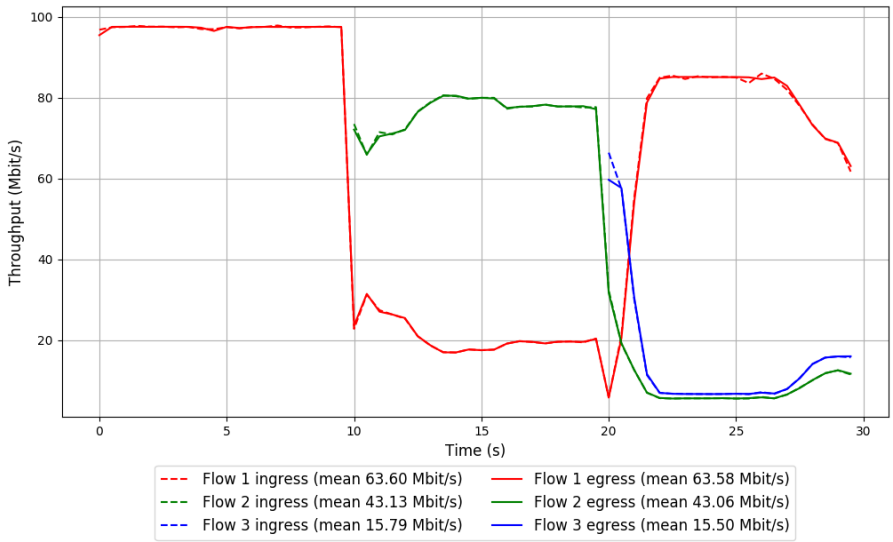

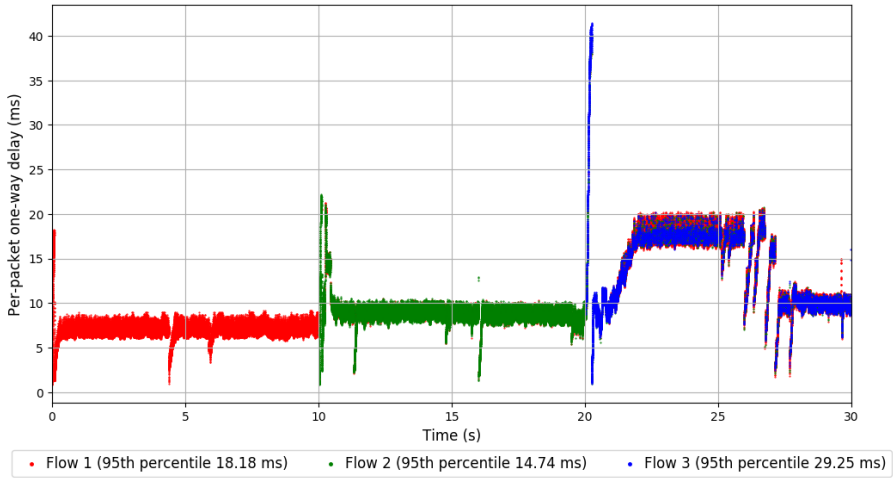

```
Run 7: Statistics of TCP BBR

Start at: Sun, 09 Jul 2017 21:45:50 +0000
End at: Sun, 09 Jul 2017 21:46:20 +0000
Local clock offset: -1.019 ms
Remote clock offset: 0.248 ms

# Below is generated by plot.py at Mon, 10 Jul 2017 02:10:05 +0000
# Datalink statistics
-- Total of 3 flows:
Average throughput: 97.43 Mbit/s
95th percentile per-packet one-way delay: 21.763 ms
Loss rate: 0.00%
-- Flow 1:
Average throughput: 74.54 Mbit/s
95th percentile per-packet one-way delay: 21.604 ms
Loss rate: 0.00%
-- Flow 2:
Average throughput: 25.35 Mbit/s
95th percentile per-packet one-way delay: 21.163 ms
Loss rate: 0.00%
-- Flow 3:
Average throughput: 18.16 Mbit/s
95th percentile per-packet one-way delay: 28.259 ms
Loss rate: 0.00%
```

Run 7: Report of TCP BBR — Data Link

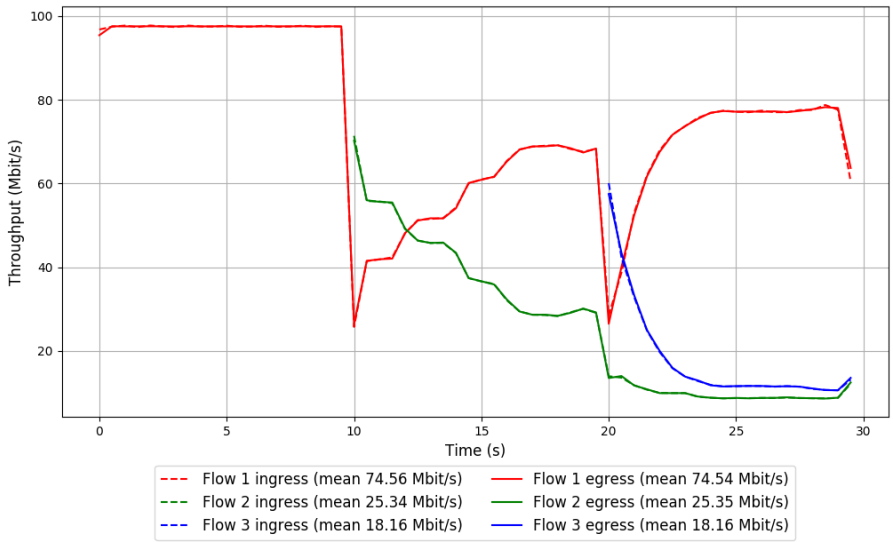

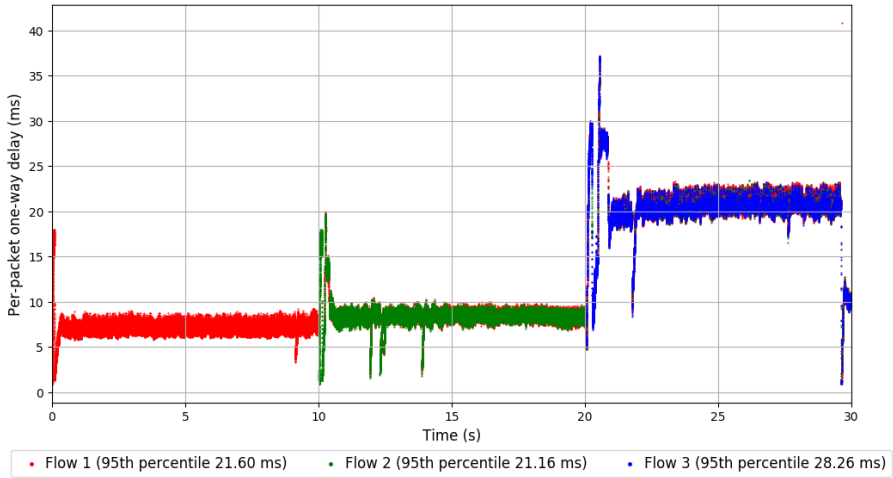

```
Run 8: Statistics of TCP BBR

Start at: Sun, 09 Jul 2017 22:02:51 +0000
End at: Sun, 09 Jul 2017 22:03:21 +0000
Local clock offset: -1.05 ms
Remote clock offset: 0.21 ms

# Below is generated by plot.py at Mon, 10 Jul 2017 02:10:07 +0000
# Datalink statistics
-- Total of 3 flows:
Average throughput: 97.40 Mbit/s
95th percentile per-packet one-way delay: 23.501 ms
Loss rate: 0.00%
-- Flow 1:
Average throughput: 73.71 Mbit/s
95th percentile per-packet one-way delay: 23.357 ms
Loss rate: 0.00%
-- Flow 2:
Average throughput: 27.49 Mbit/s
95th percentile per-packet one-way delay: 23.113 ms
Loss rate: 0.00%
-- Flow 3:
Average throughput: 16.23 Mbit/s
95th percentile per-packet one-way delay: 30.242 ms
Loss rate: 0.00%
```

Run 8: Report of TCP BBR — Data Link

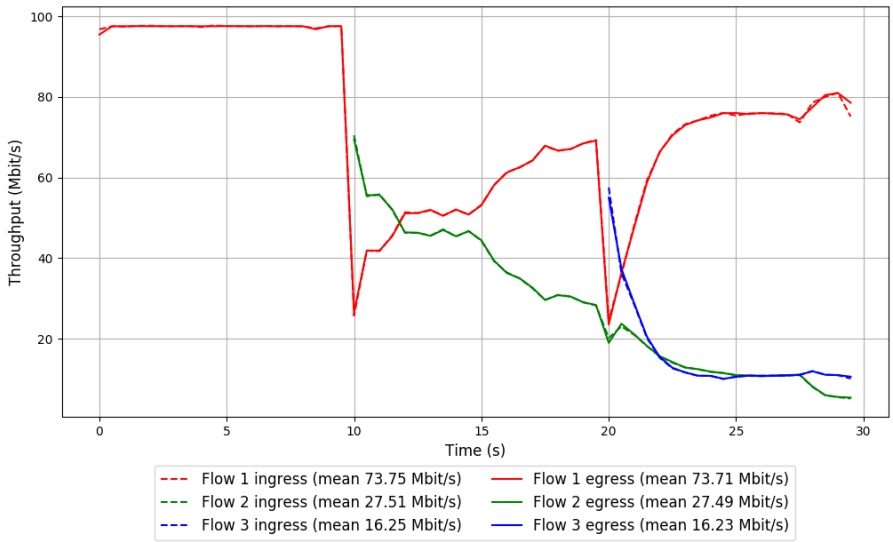

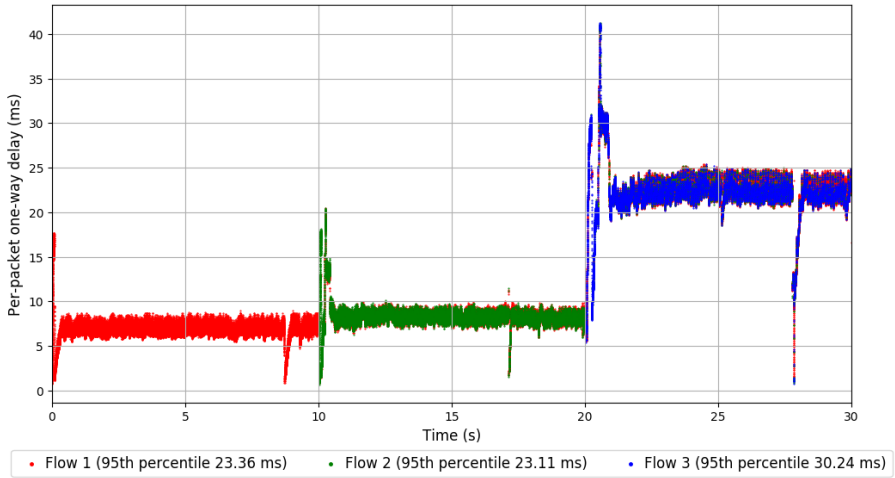

```
Run 9: Statistics of TCP BBR

Start at: Sun, 09 Jul 2017 22:19:56 +0000
End at: Sun, 09 Jul 2017 22:20:26 +0000
Local clock offset: -1.412 ms
Remote clock offset: 0.154 ms

# Below is generated by plot.py at Mon, 10 Jul 2017 02:10:17 +0000
# Datalink statistics
-- Total of 3 flows:
Average throughput: 97.31 Mbit/s
95th percentile per-packet one-way delay: 26.538 ms
Loss rate: 0.00%
-- Flow 1:
Average throughput: 72.04 Mbit/s
95th percentile per-packet one-way delay: 26.841 ms
Loss rate: 0.00%
-- Flow 2:
Average throughput: 34.06 Mbit/s
95th percentile per-packet one-way delay: 21.714 ms
Loss rate: 0.00%
-- Flow 3:
Average throughput: 7.78 Mbit/s
95th percentile per-packet one-way delay: 26.719 ms
Loss rate: 0.00%
```

Run 9: Report of TCP BBR — Data Link

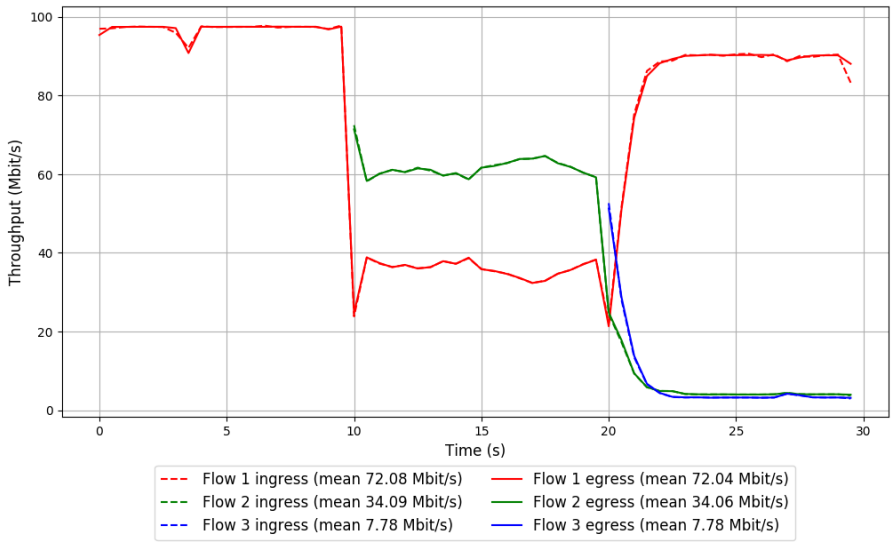

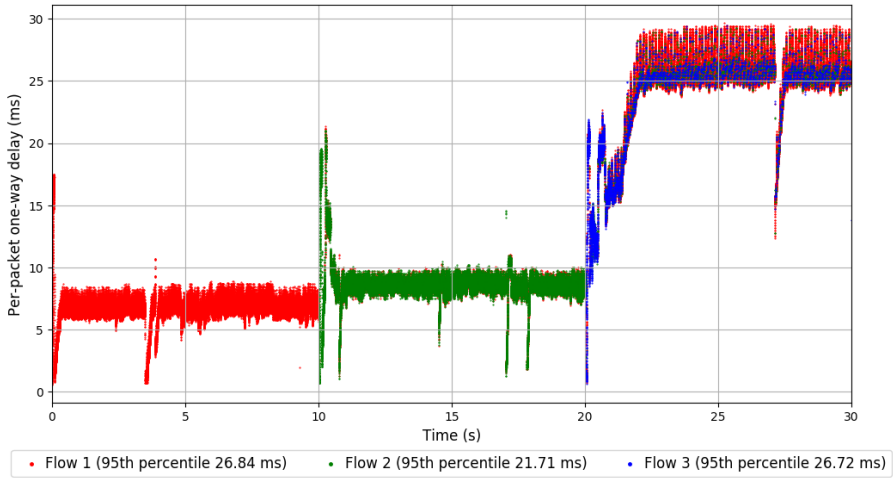

```
Run 10: Statistics of TCP BBR

Start at: Sun, 09 Jul 2017 22:36:55 +0000
End at: Sun, 09 Jul 2017 22:37:25 +0000
Local clock offset: -1.407 ms
Remote clock offset: 0.016 ms

# Below is generated by plot.py at Mon, 10 Jul 2017 02:10:20 +0000
# Datalink statistics
-- Total of 3 flows:
Average throughput: 97.40 Mbit/s
95th percentile per-packet one-way delay: 19.148 ms
Loss rate: 0.00%
-- Flow 1:
Average throughput: 69.99 Mbit/s
95th percentile per-packet one-way delay: 19.079 ms
Loss rate: 0.00%
-- Flow 2:
Average throughput: 33.50 Mbit/s
95th percentile per-packet one-way delay: 18.679 ms
Loss rate: 0.00%
-- Flow 3:
Average throughput: 15.39 Mbit/s
95th percentile per-packet one-way delay: 25.361 ms
Loss rate: 0.00%
```

Run 10: Report of TCP BBR — Data Link

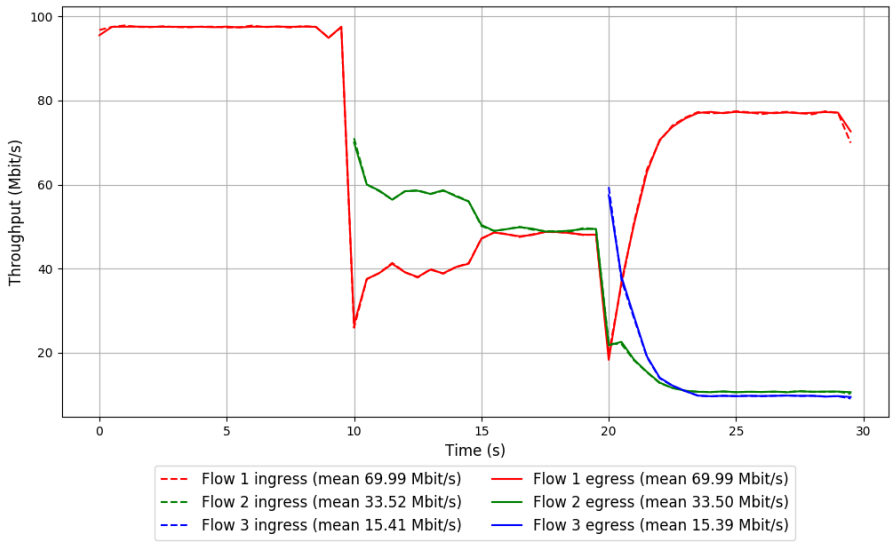

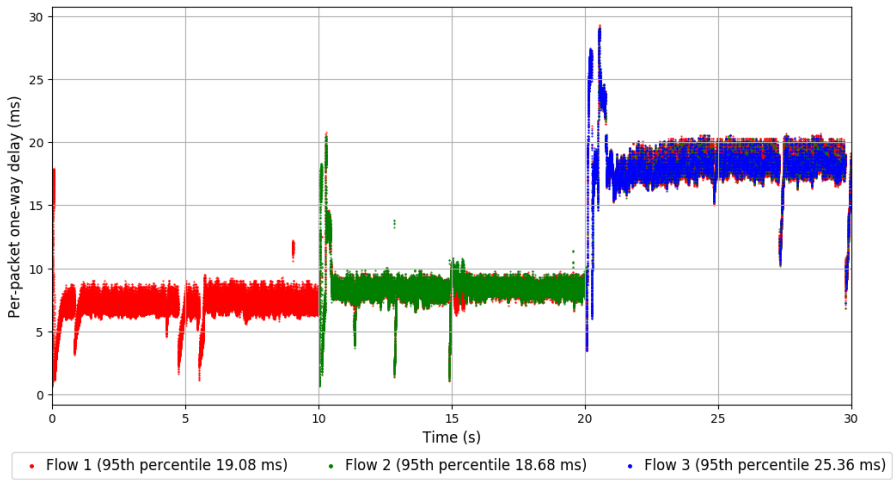

```
Run 1: Statistics of CalibratedKoho

Start at: Sun, 09 Jul 2017 20:11:53 +0000
End at: Sun, 09 Jul 2017 20:12:23 +0000
Local clock offset: -0.351 ms
Remote clock offset: 0.257 ms

# Below is generated by plot.py at Mon, 10 Jul 2017 02:10:32 +0000
# Datalink statistics
-- Total of 3 flows:
Average throughput: 97.39 Mbit/s
95th percentile per-packet one-way delay: 17.059 ms
Loss rate: 0.00%
-- Flow 1:
Average throughput: 33.74 Mbit/s
95th percentile per-packet one-way delay: 7.554 ms
Loss rate: 0.00%
-- Flow 2:
Average throughput: 49.14 Mbit/s
95th percentile per-packet one-way delay: 13.044 ms
Loss rate: 0.00%
-- Flow 3:
Average throughput: 93.23 Mbit/s
95th percentile per-packet one-way delay: 17.362 ms
Loss rate: 0.00%
```

Run 1: Report of CalibratedKoho — Data Link

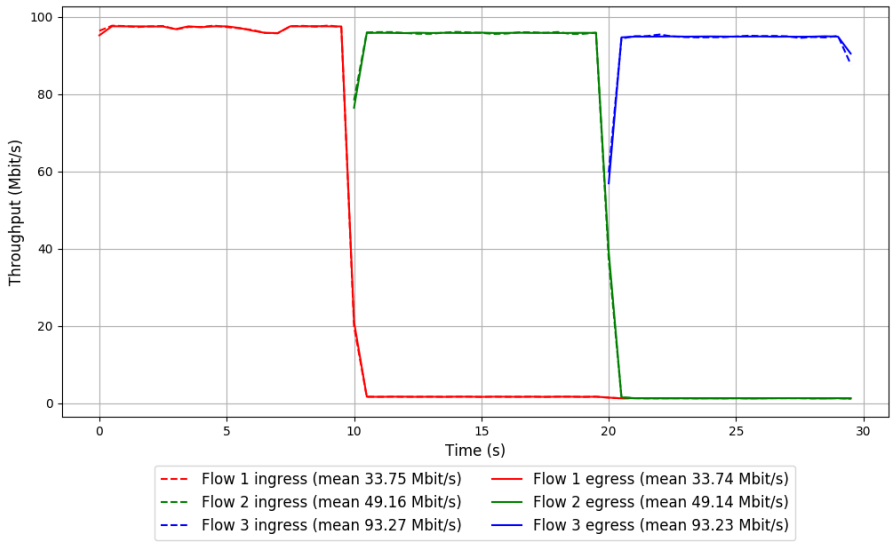

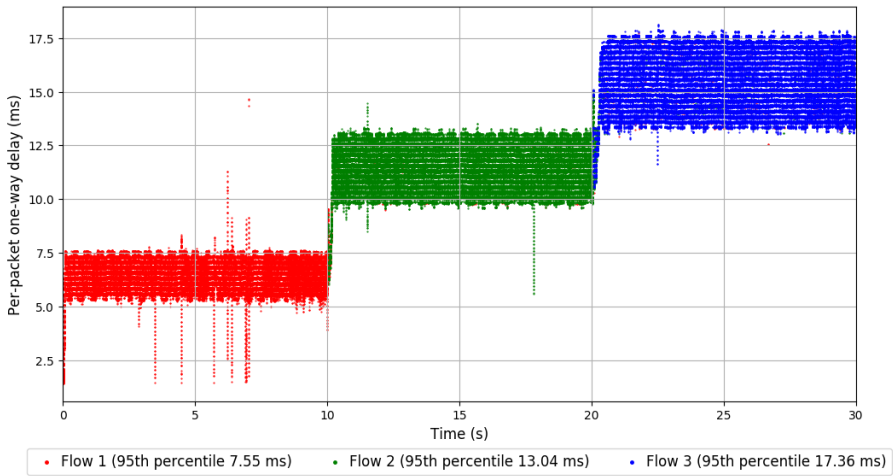

```
Run 2: Statistics of CalibratedKoho

Start at: Sun, 09 Jul 2017 20:28:59 +0000
End at: Sun, 09 Jul 2017 20:29:29 +0000
Local clock offset: -0.547 ms
Remote clock offset: 0.185 ms

# Below is generated by plot.py at Mon, 10 Jul 2017 02:10:33 +0000
# Datalink statistics
-- Total of 3 flows:
Average throughput: 97.37 Mbit/s
95th percentile per-packet one-way delay: 13.374 ms
Loss rate: 0.03%
-- Flow 1:
Average throughput: 34.15 Mbit/s
95th percentile per-packet one-way delay: 7.557 ms
Loss rate: 0.09%
-- Flow 2:
Average throughput: 65.43 Mbit/s
95th percentile per-packet one-way delay: 12.168 ms
Loss rate: 0.00%
-- Flow 3:
Average throughput: 59.27 Mbit/s
95th percentile per-packet one-way delay: 14.082 ms
Loss rate: 0.00%
```

Run 2: Report of CalibratedKoho — Data Link

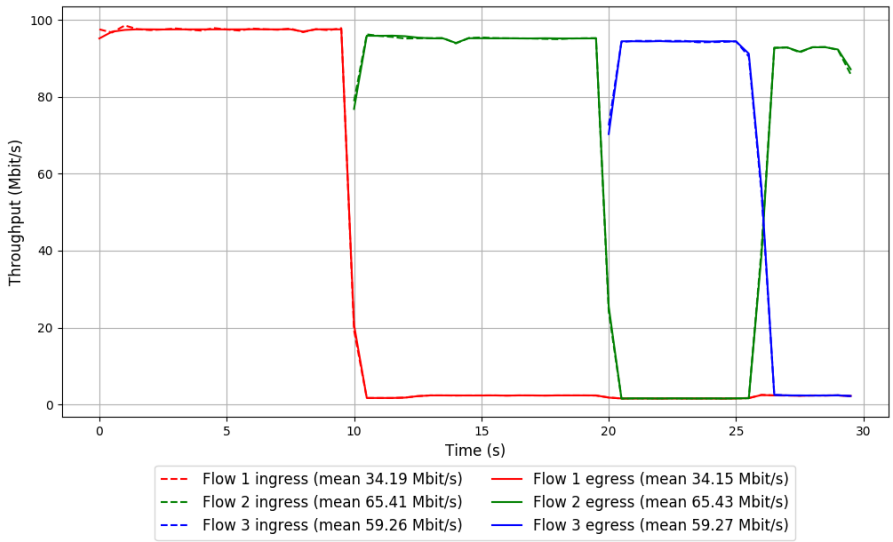

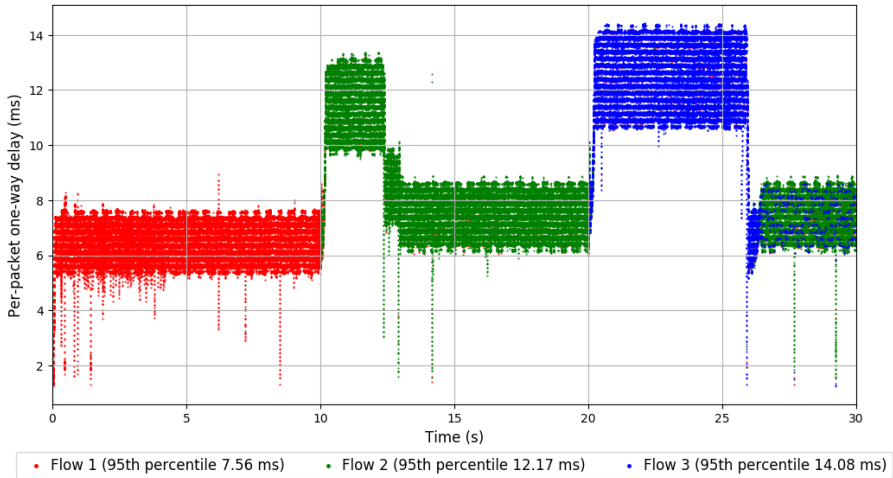

```
Run 3: Statistics of CalibratedKoho

Start at: Sun, 09 Jul 2017 20:46:33 +0000
End at: Sun, 09 Jul 2017 20:47:03 +0000
Local clock offset: -0.716 ms
Remote clock offset: 0.306 ms

# Below is generated by plot.py at Mon, 10 Jul 2017 02:10:45 +0000
# Datalink statistics
-- Total of 3 flows:
Average throughput: 97.37 Mbit/s
95th percentile per-packet one-way delay: 13.460 ms
Loss rate: 0.00%
-- Flow 1:
Average throughput: 34.16 Mbit/s
95th percentile per-packet one-way delay: 7.480 ms
Loss rate: 0.00%
-- Flow 2:
Average throughput: 49.91 Mbit/s
95th percentile per-packet one-way delay: 12.955 ms
Loss rate: 0.00%
-- Flow 3:
Average throughput: 90.39 Mbit/s
95th percentile per-packet one-way delay: 13.968 ms
Loss rate: 0.00%
```

Run 3: Report of CalibratedKoho — Data Link

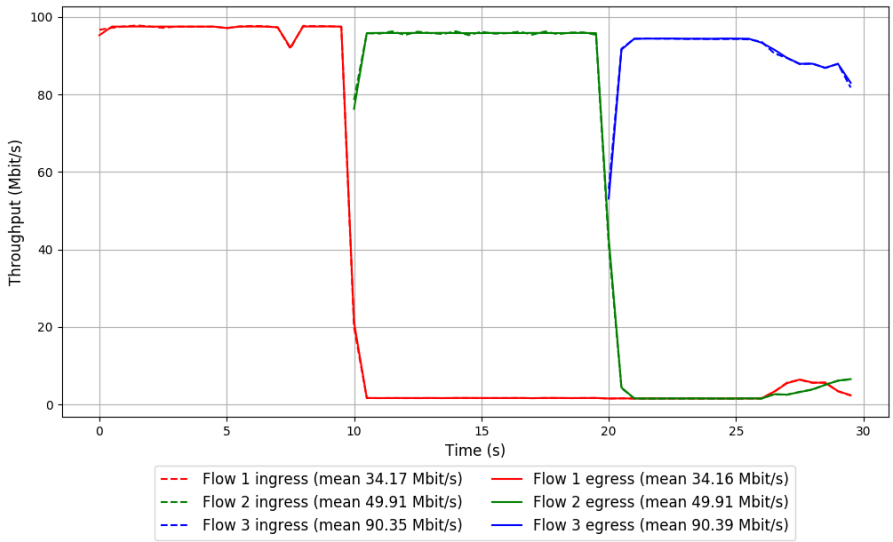

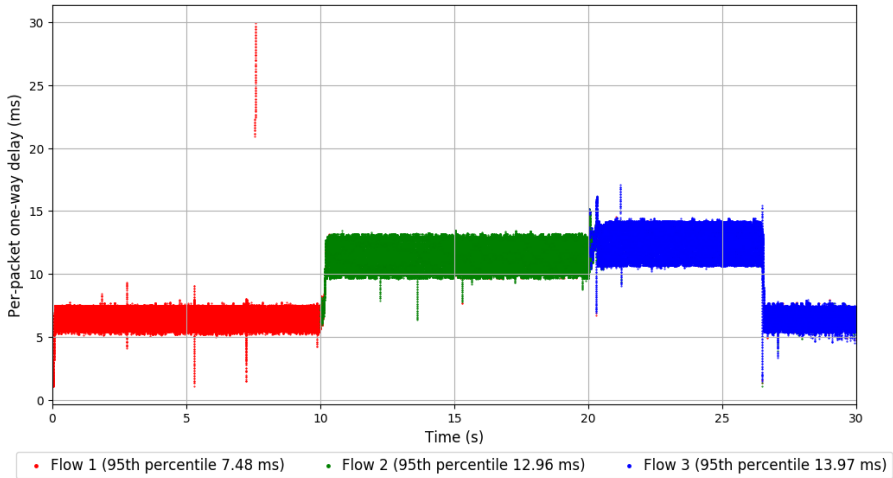

```
Run 4: Statistics of CalibratedKoho

Start at: Sun, 09 Jul 2017 21:03:46 +0000
End at: Sun, 09 Jul 2017 21:04:16 +0000
Local clock offset: -0.846 ms
Remote clock offset: 0.204 ms

# Below is generated by plot.py at Mon, 10 Jul 2017 02:10:47 +0000
# Datalink statistics
-- Total of 3 flows:
Average throughput: 97.39 Mbit/s
95th percentile per-packet one-way delay: 12.807 ms
Loss rate: 0.03%
-- Flow 1:
Average throughput: 35.46 Mbit/s
95th percentile per-packet one-way delay: 7.555 ms
Loss rate: 0.00%
-- Flow 2:
Average throughput: 46.47 Mbit/s
95th percentile per-packet one-way delay: 12.290 ms
Loss rate: 0.10%
-- Flow 3:
Average throughput: 93.38 Mbit/s
95th percentile per-packet one-way delay: 12.914 ms
Loss rate: 0.00%
```

Run 4: Report of CalibratedKoho — Data Link

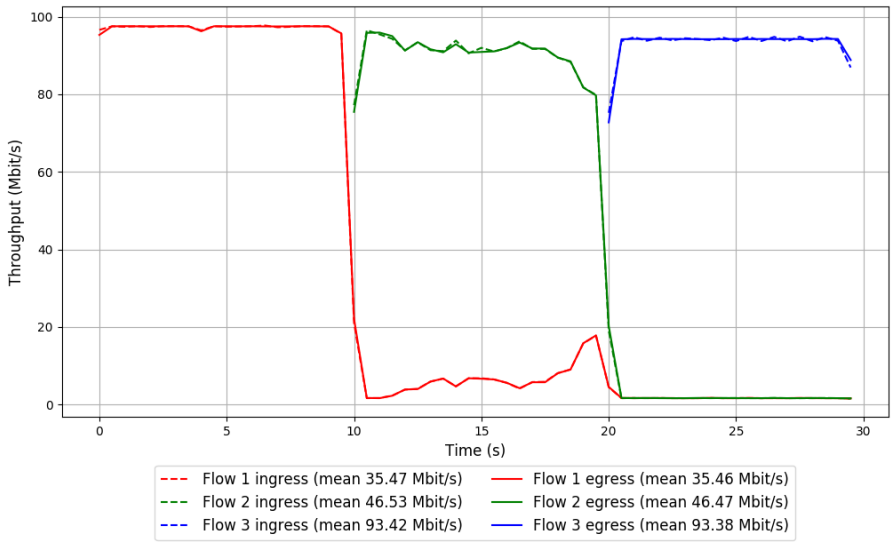

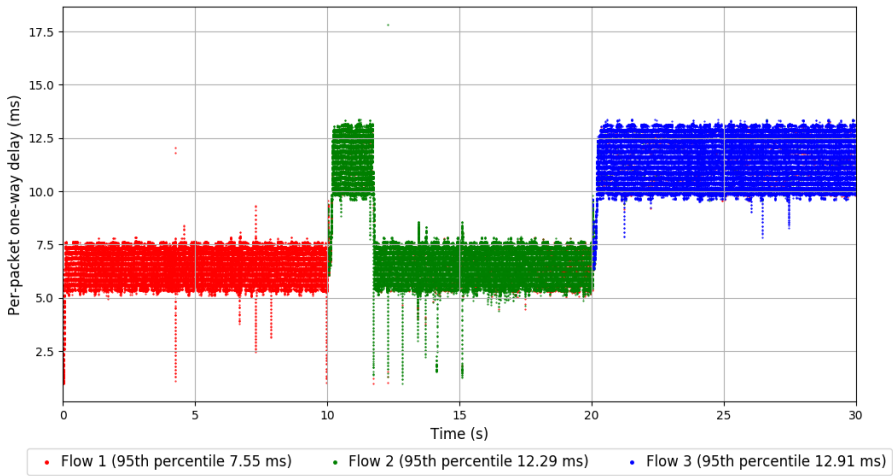

```
Run 5: Statistics of CalibratedKoho

Start at: Sun, 09 Jul 2017 21:21:00 +0000
End at: Sun, 09 Jul 2017 21:21:30 +0000
Local clock offset: -0.907 ms
Remote clock offset: 0.29 ms

# Below is generated by plot.py at Mon, 10 Jul 2017 02:10:56 +0000
# Datalink statistics
-- Total of 3 flows:
Average throughput: 79.15 Mbit/s
95th percentile per-packet one-way delay: 7.522 ms
Loss rate: 0.02%
-- Flow 1:
Average throughput: 362.52 Mbit/s
95th percentile per-packet one-way delay: 5396.336 ms
Loss rate: 20.33%
-- Flow 2:
Average throughput: 56.76 Mbit/s
95th percentile per-packet one-way delay: 7.490 ms
Loss rate: 0.00%
-- Flow 3:
Average throughput: 81.56 Mbit/s
95th percentile per-packet one-way delay: 8.711 ms
Loss rate: 0.00%
```

Run 5: Report of CalibratedKoho — Data Link

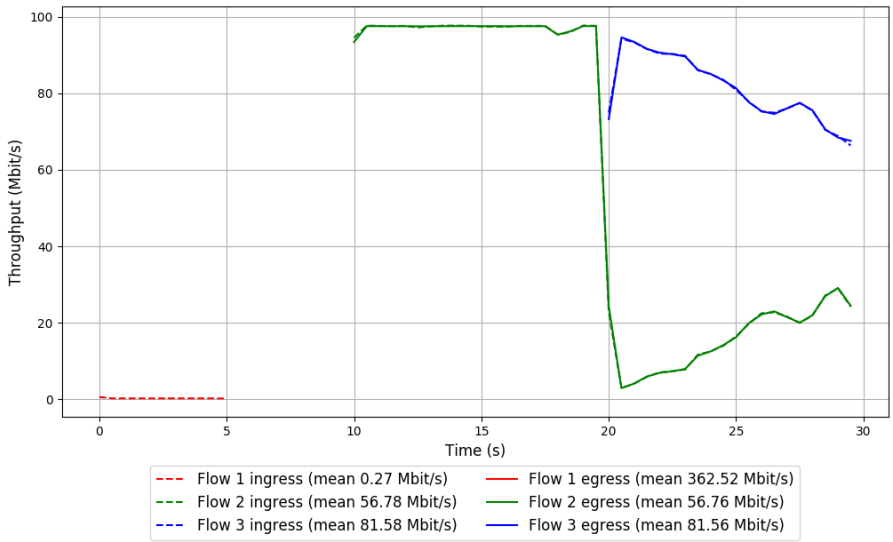

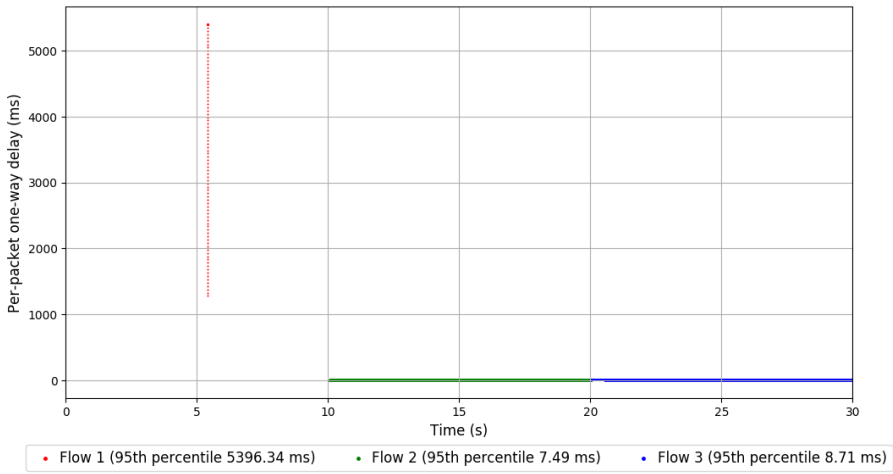

```
Run 6: Statistics of CalibratedKoho

Start at: Sun, 09 Jul 2017 21:38:03 +0000
End at: Sun, 09 Jul 2017 21:38:33 +0000
Local clock offset: -0.993 ms
Remote clock offset: 0.221 ms
```

Run 6: Report of CalibratedKoho — Data Link

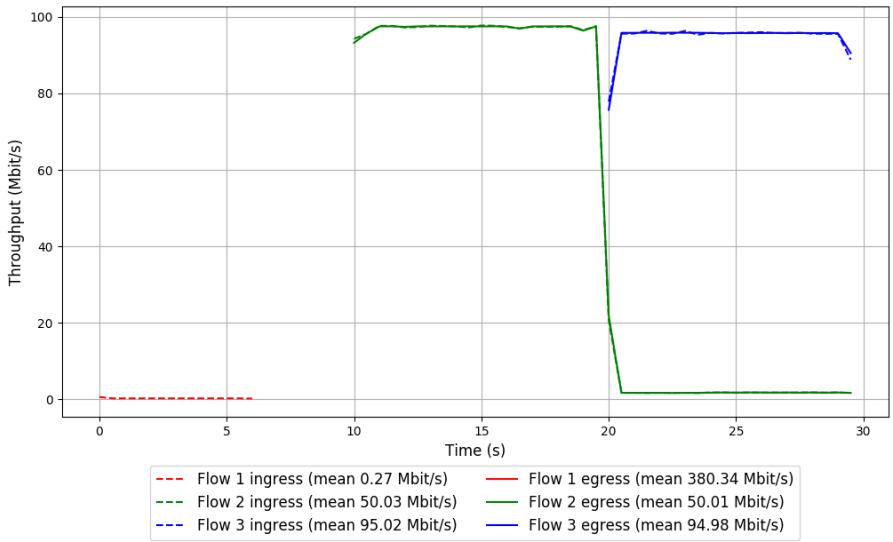

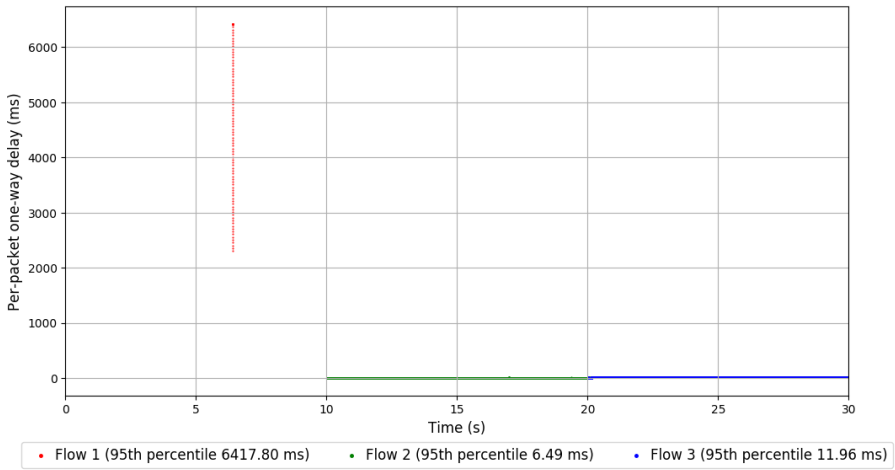

```
Run 7: Statistics of CalibratedKoho

Start at: Sun, 09 Jul 2017 21:55:01 +0000
End at: Sun, 09 Jul 2017 21:55:31 +0000
Local clock offset: -0.975 ms
Remote clock offset: 0.217 ms

# Below is generated by plot.py at Mon, 10 Jul 2017 02:11:08 +0000
# Datalink statistics
-- Total of 3 flows:
Average throughput: 97.32 Mbit/s
95th percentile per-packet one-way delay: 10.613 ms
Loss rate: 0.05%
-- Flow 1:
Average throughput: 35.50 Mbit/s
95th percentile per-packet one-way delay: 7.539 ms
Loss rate: 0.13%
-- Flow 2:
Average throughput: 46.59 Mbit/s
95th percentile per-packet one-way delay: 9.552 ms
Loss rate: 0.00%
-- Flow 3:
Average throughput: 92.94 Mbit/s
95th percentile per-packet one-way delay: 11.238 ms
Loss rate: 0.00%
```

Run 7: Report of CalibratedKoho — Data Link

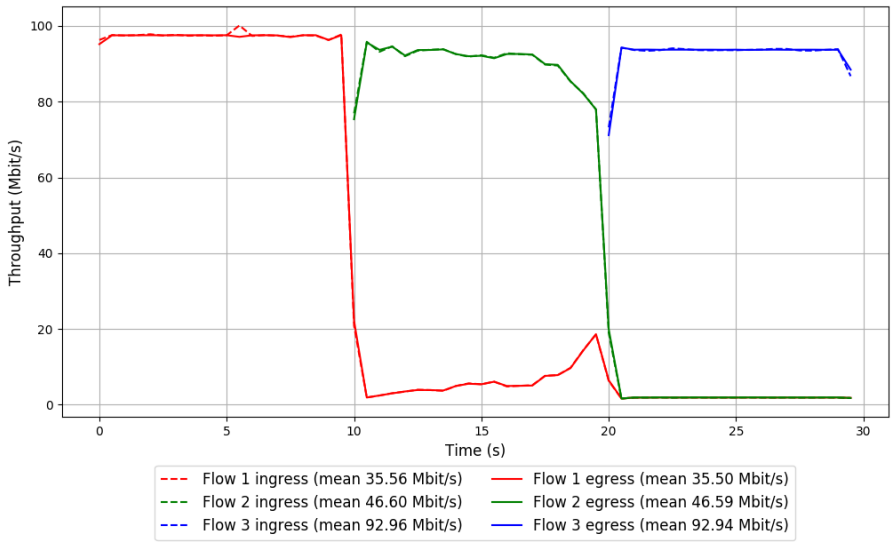

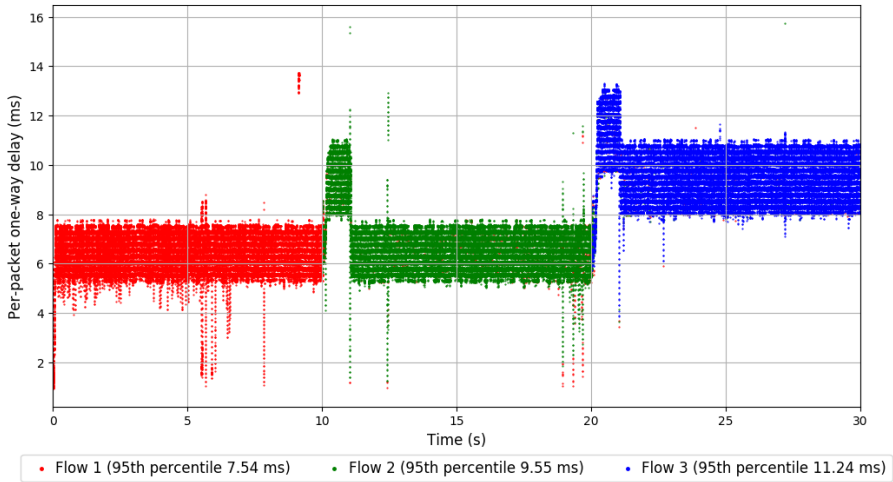

```
Run 8: Statistics of CalibratedKoho

Start at: Sun, 09 Jul 2017 22:12:09 +0000
End at: Sun, 09 Jul 2017 22:12:39 +0000
Local clock offset: -1.206 ms
Remote clock offset: 0.161 ms
```

Run 8: Report of CalibratedKoho — Data Link

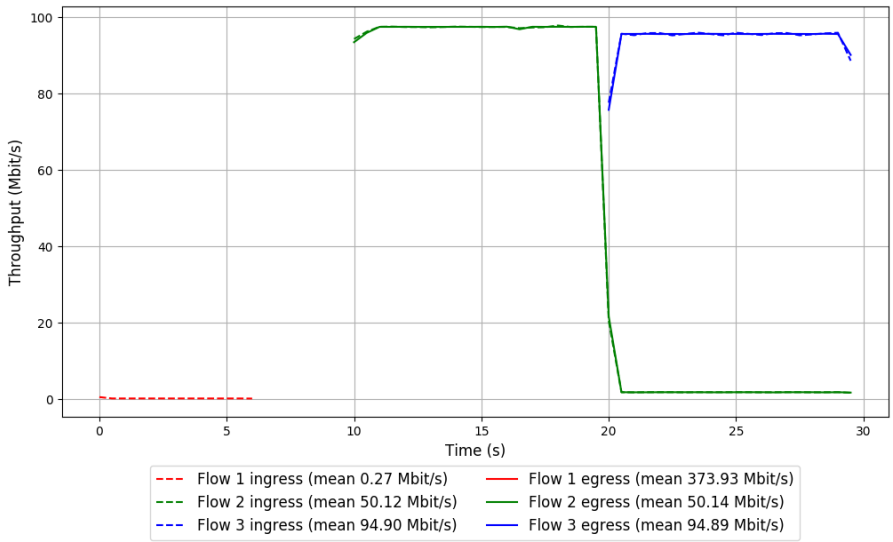

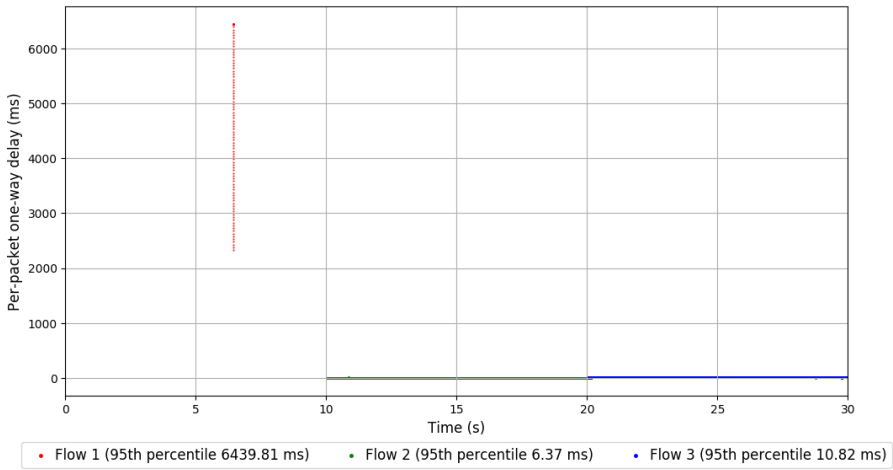

```
Run 9: Statistics of CalibratedKoho

Start at: Sun, 09 Jul 2017 22:29:06 +0000
End at: Sun, 09 Jul 2017 22:29:36 +0000
Local clock offset: -1.334 ms
Remote clock offset: 0.088 ms

# Below is generated by plot.py at Mon, 10 Jul 2017 02:11:18 +0000
# Datalink statistics
-- Total of 3 flows:
Average throughput: 97.31 Mbit/s
95th percentile per-packet one-way delay: 12.768 ms
Loss rate: 0.00%
-- Flow 1:
Average throughput: 34.03 Mbit/s
95th percentile per-packet one-way delay: 6.540 ms
Loss rate: 0.00%
-- Flow 2:
Average throughput: 48.51 Mbit/s
95th percentile per-packet one-way delay: 11.798 ms
Loss rate: 0.00%
-- Flow 3:
Average throughput: 93.39 Mbit/s
95th percentile per-packet one-way delay: 13.049 ms
Loss rate: 0.00%
```

Run 9: Report of CalibratedKoho — Data Link

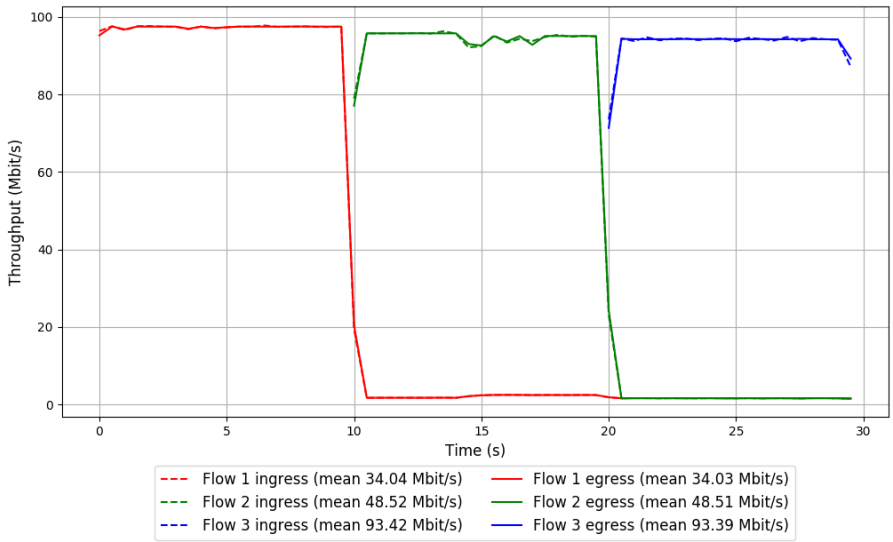

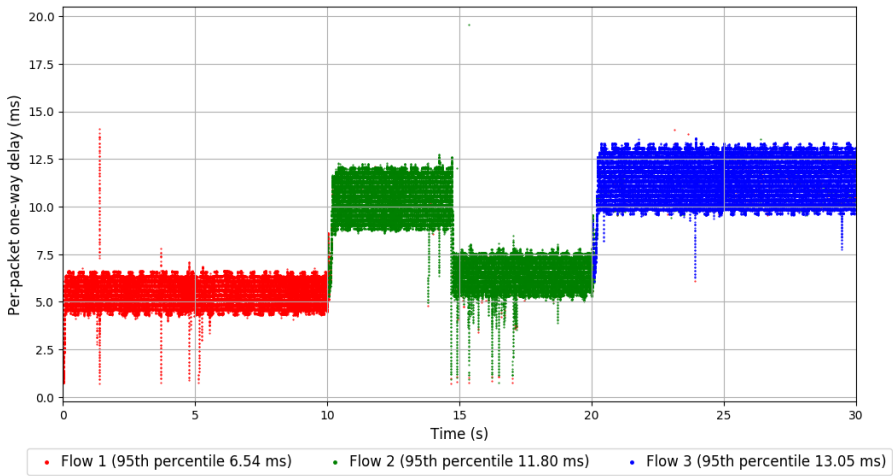

```
Run 10: Statistics of CalibratedKoho

Start at: Sun, 09 Jul 2017 22:46:12 +0000
End at: Sun, 09 Jul 2017 22:46:42 +0000
Local clock offset: -1.568 ms
Remote clock offset: -0.056 ms

# Below is generated by plot.py at Mon, 10 Jul 2017 02:11:22 +0000
# Datalink statistics
-- Total of 3 flows:
Average throughput: 97.40 Mbit/s
95th percentile per-packet one-way delay: 12.717 ms
Loss rate: 0.00%
-- Flow 1:
Average throughput: 34.04 Mbit/s
95th percentile per-packet one-way delay: 6.445 ms
Loss rate: 0.00%
-- Flow 2:
Average throughput: 48.64 Mbit/s
95th percentile per-packet one-way delay: 11.764 ms
Loss rate: 0.00%
-- Flow 3:
Average throughput: 93.43 Mbit/s
95th percentile per-packet one-way delay: 12.980 ms
Loss rate: 0.00%
```

Run 10: Report of CalibratedKoho — Data Link

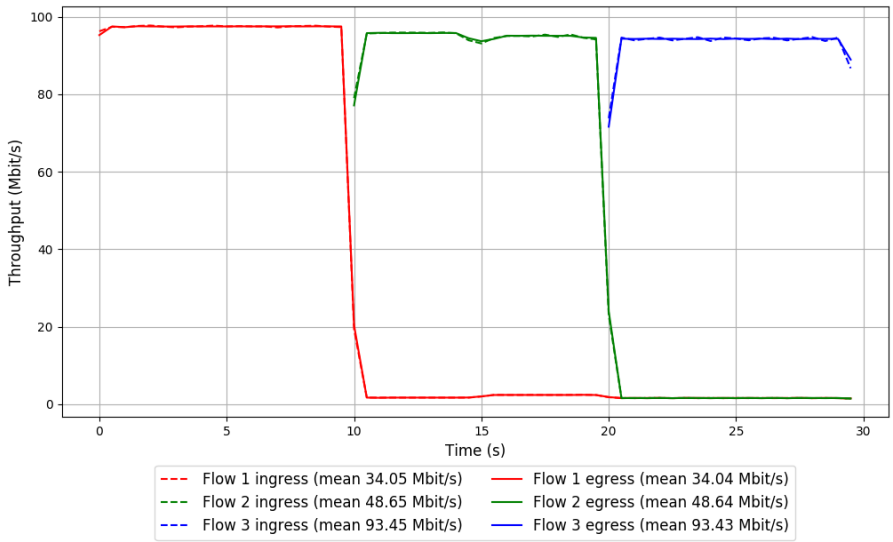

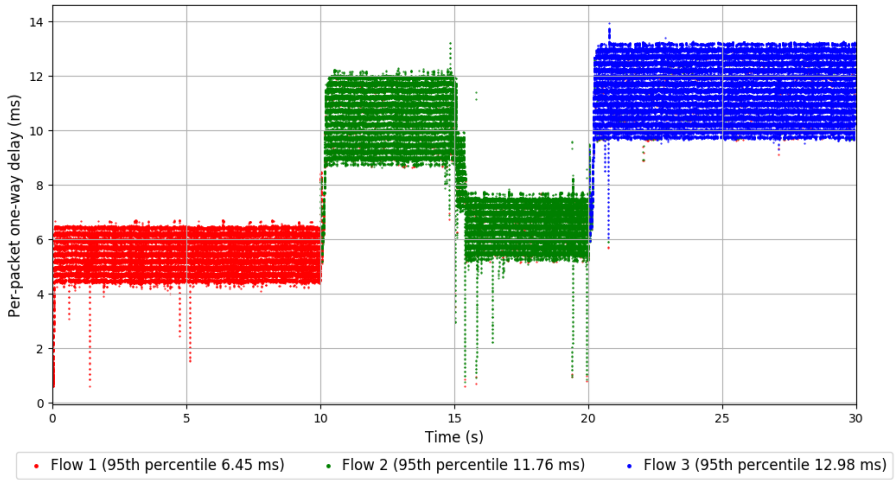

```
Run 1: Statistics of Copa

Start at: Sun, 09 Jul 2017 20:03:48 +0000
End at: Sun, 09 Jul 2017 20:04:18 +0000
Local clock offset: -0.377 ms
Remote clock offset: 0.199 ms

# Below is generated by plot.py at Mon, 10 Jul 2017 02:11:30 +0000
# Datalink statistics
-- Total of 3 flows:
Average throughput: 51.70 Mbit/s
95th percentile per-packet one-way delay: 2.022 ms
Loss rate: 0.00%
-- Flow 1:
Average throughput: 10.34 Mbit/s
95th percentile per-packet one-way delay: 2.073 ms
Loss rate: 0.00%
-- Flow 2:
Average throughput: 55.25 Mbit/s
95th percentile per-packet one-way delay: 1.955 ms
Loss rate: 0.00%
-- Flow 3:
Average throughput: 44.92 Mbit/s
95th percentile per-packet one-way delay: 2.215 ms
Loss rate: 0.00%
```

Run 1: Report of Copa — Data Link

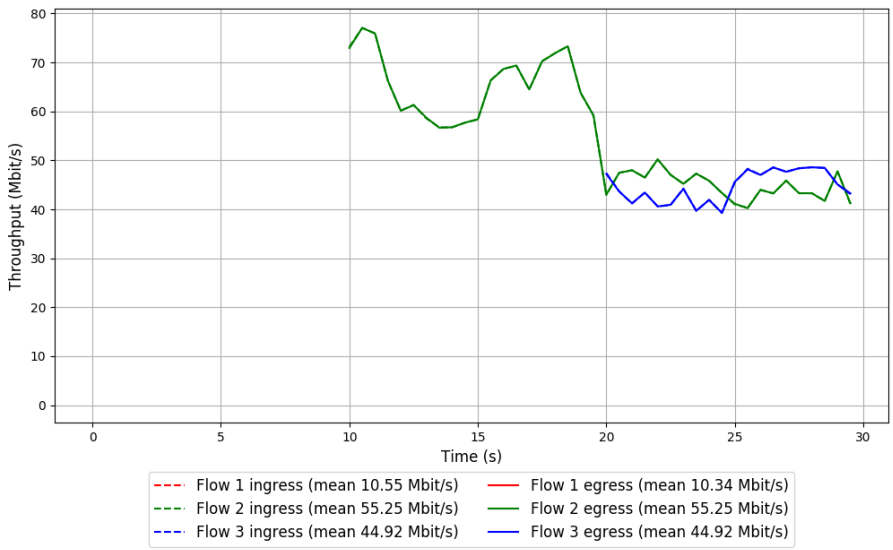

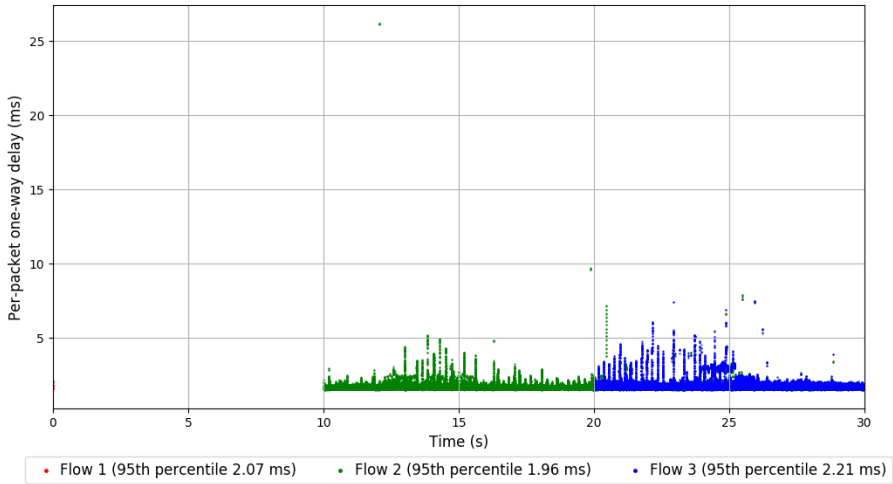

```
Run 2: Statistics of Copa

Start at: Sun, 09 Jul 2017 20:20:52 +0000
End at: Sun, 09 Jul 2017 20:21:22 +0000
Local clock offset: -0.465 ms
Remote clock offset: 0.264 ms

# Below is generated by plot.py at Mon, 10 Jul 2017 02:11:39 +0000
# Datalink statistics
-- Total of 3 flows:
Average throughput: 77.47 Mbit/s
95th percentile per-packet one-way delay: 1.723 ms
Loss rate: 0.00%
-- Flow 1:
Average throughput: 62.03 Mbit/s
95th percentile per-packet one-way delay: 1.689 ms
Loss rate: 0.00%
-- Flow 2:
Average throughput: 10.30 Mbit/s
95th percentile per-packet one-way delay: 1.945 ms
Loss rate: 0.00%
-- Flow 3:
Average throughput: 46.75 Mbit/s
95th percentile per-packet one-way delay: 1.807 ms
Loss rate: 0.00%
```

Run 2: Report of Copa — Data Link

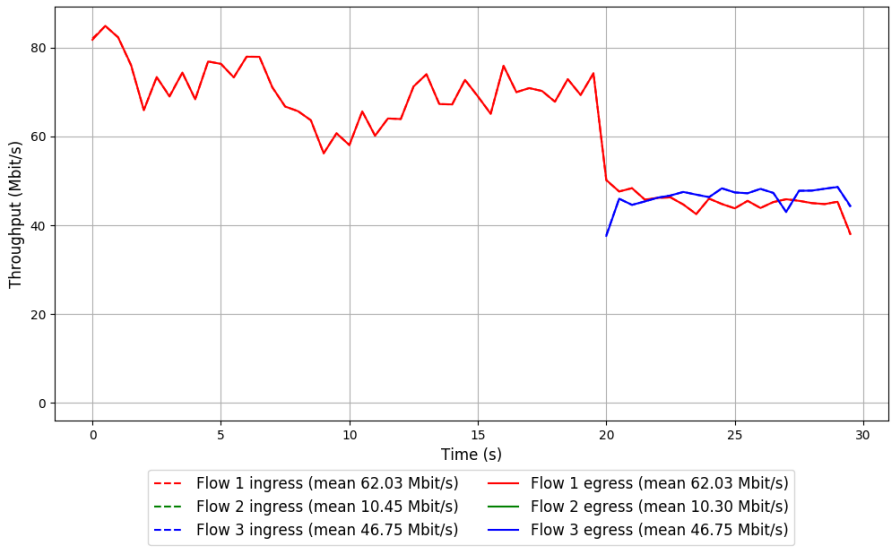

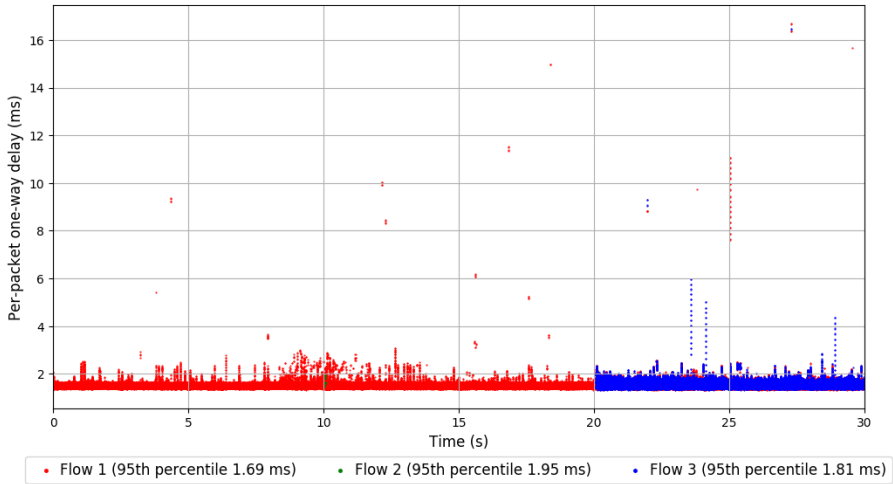

```
Run 3: Statistics of Copa

Start at: Sun, 09 Jul 2017 20:38:03 +0000
End at: Sun, 09 Jul 2017 20:38:33 +0000
Local clock offset: -0.614 ms
Remote clock offset: 0.303 ms

# Below is generated by plot.py at Mon, 10 Jul 2017 02:11:50 +0000
# Datalink statistics
-- Total of 3 flows:
Average throughput: 82.12 Mbit/s
95th percentile per-packet one-way delay: 1.665 ms
Loss rate: 0.00%
-- Flow 1:
Average throughput: 48.50 Mbit/s
95th percentile per-packet one-way delay: 1.636 ms
Loss rate: 0.00%
-- Flow 2:
Average throughput: 36.89 Mbit/s
95th percentile per-packet one-way delay: 1.652 ms
Loss rate: 0.01%
-- Flow 3:
Average throughput: 27.62 Mbit/s
95th percentile per-packet one-way delay: 1.773 ms
Loss rate: 0.00%
```

Run 3: Report of Copa — Data Link

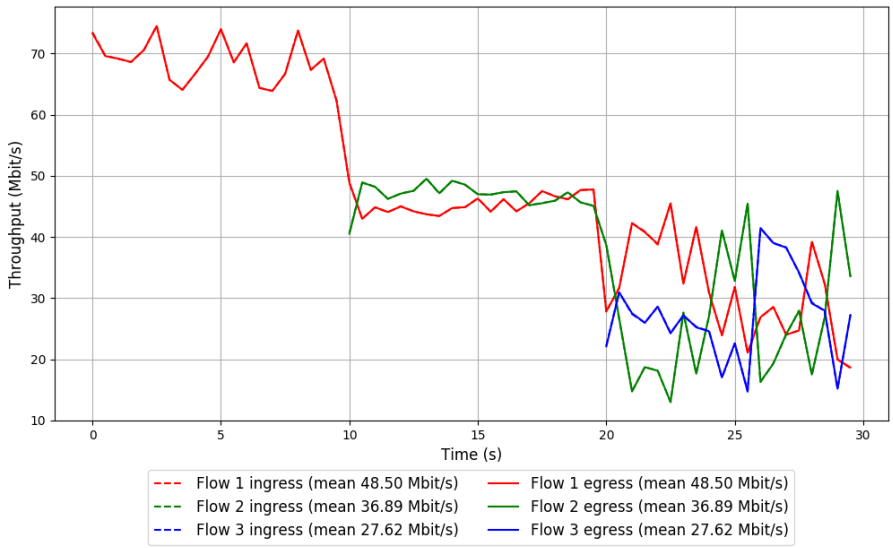

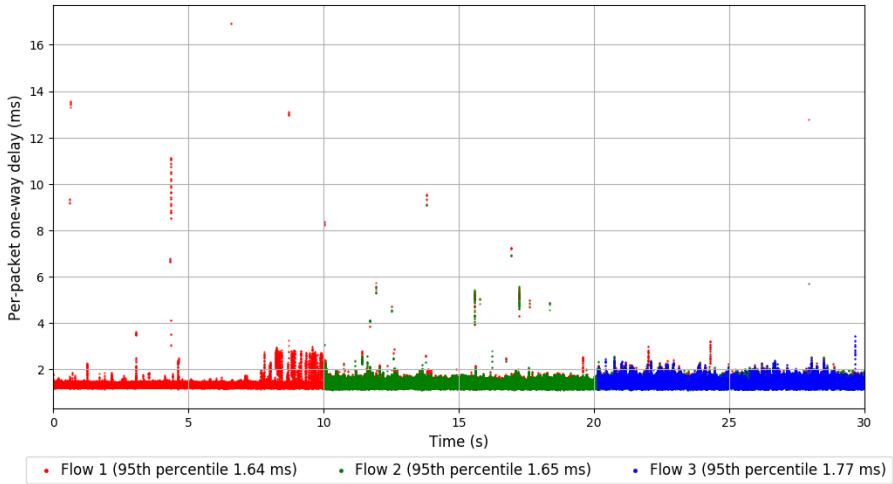

```
Run 4: Statistics of Copa

Start at: Sun, 09 Jul 2017 20:55:38 +0000
End at: Sun, 09 Jul 2017 20:56:08 +0000
Local clock offset: -0.767 ms
Remote clock offset: 0.268 ms

# Below is generated by plot.py at Mon, 10 Jul 2017 02:12:00 +0000
# Datalink statistics
-- Total of 3 flows:
Average throughput: 84.98 Mbit/s
95th percentile per-packet one-way delay: 1.537 ms
Loss rate: 0.00%
-- Flow 1:
Average throughput: 50.30 Mbit/s
95th percentile per-packet one-way delay: 1.491 ms
Loss rate: 0.00%
-- Flow 2:
Average throughput: 36.41 Mbit/s
95th percentile per-packet one-way delay: 1.560 ms
Loss rate: 0.00%
-- Flow 3:
Average throughput: 31.79 Mbit/s
95th percentile per-packet one-way delay: 1.611 ms
Loss rate: 0.00%
```

Run 4: Report of Copa — Data Link

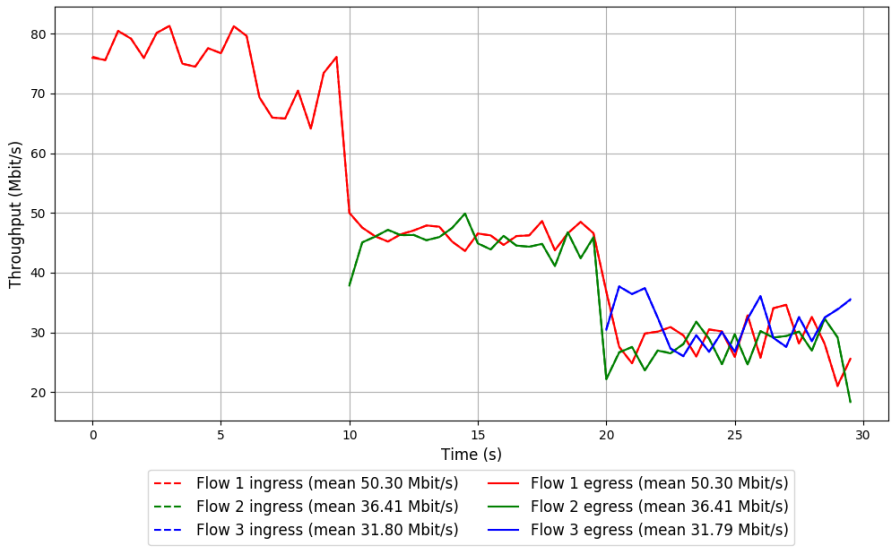

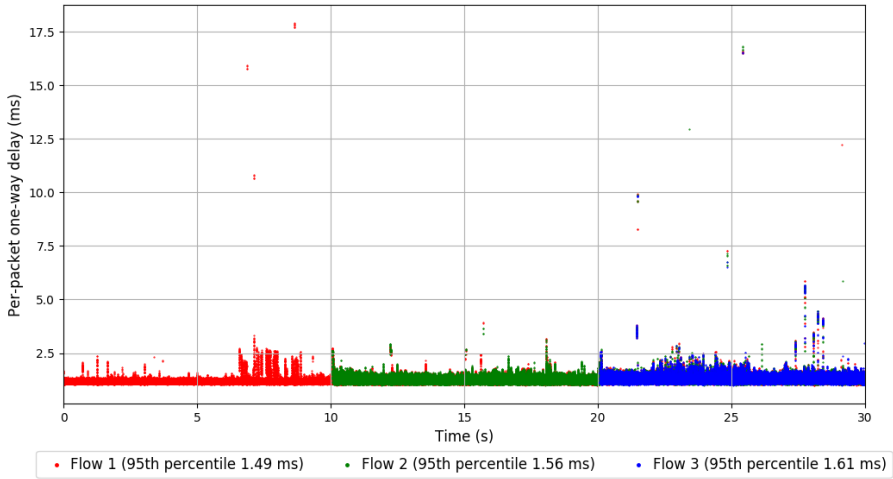

```
Run 5: Statistics of Copa

Start at: Sun, 09 Jul 2017 21:12:51 +0000
End at: Sun, 09 Jul 2017 21:13:21 +0000
Local clock offset: -0.921 ms
Remote clock offset: 0.221 ms

# Below is generated by plot.py at Mon, 10 Jul 2017 02:12:10 +0000
# Datalink statistics
-- Total of 3 flows:
Average throughput: 78.99 Mbit/s
95th percentile per-packet one-way delay: 1.440 ms
Loss rate: 0.00%
-- Flow 1:
Average throughput: 44.64 Mbit/s
95th percentile per-packet one-way delay: 1.377 ms
Loss rate: 0.00%
-- Flow 2:
Average throughput: 36.49 Mbit/s
95th percentile per-packet one-way delay: 1.477 ms
Loss rate: 0.00%
-- Flow 3:
Average throughput: 30.74 Mbit/s
95th percentile per-packet one-way delay: 1.521 ms
Loss rate: 0.01%
```

Run 5: Report of Copa — Data Link

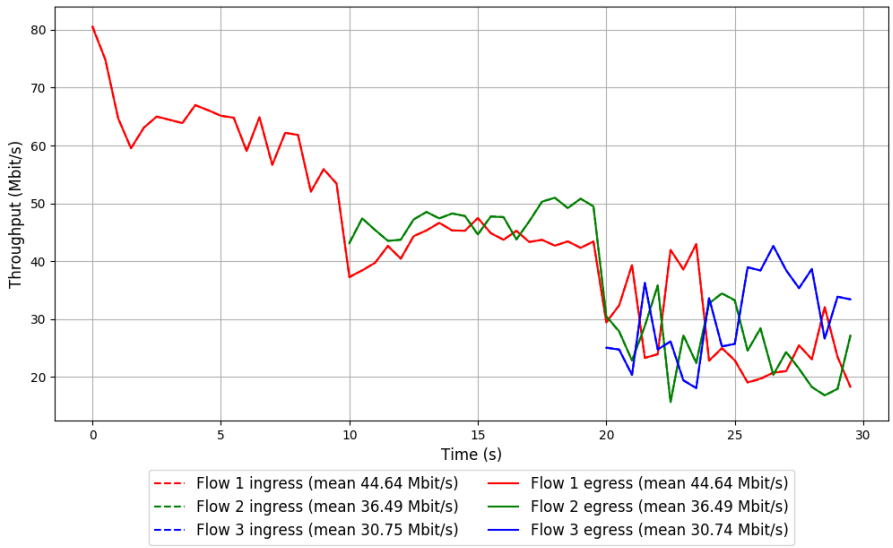

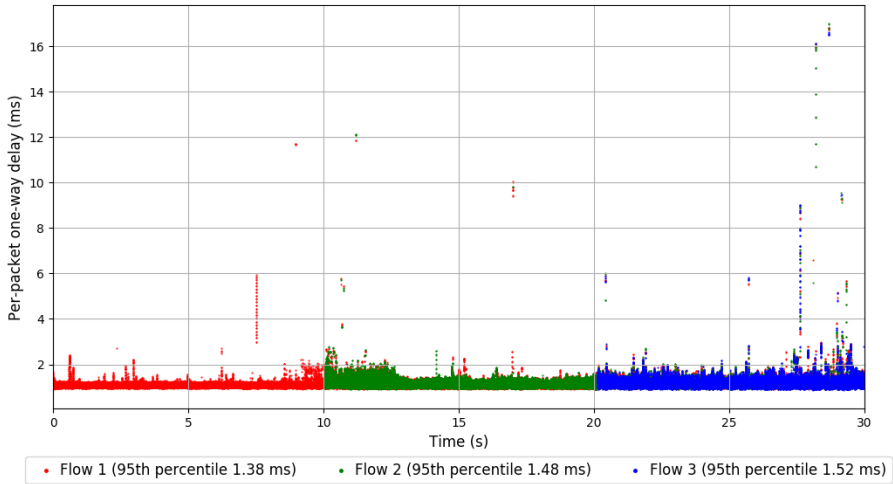

```
Run 6: Statistics of Copa

Start at: Sun, 09 Jul 2017 21:29:59 +0000
End at: Sun, 09 Jul 2017 21:30:29 +0000
Local clock offset: -0.946 ms
Remote clock offset: 0.232 ms

# Below is generated by plot.py at Mon, 10 Jul 2017 02:12:21 +0000
# Datalink statistics
-- Total of 3 flows:
Average throughput: 80.34 Mbit/s
95th percentile per-packet one-way delay: 1.359 ms
Loss rate: 0.00%
-- Flow 1:
Average throughput: 46.08 Mbit/s
95th percentile per-packet one-way delay: 1.319 ms
Loss rate: 0.00%
-- Flow 2:
Average throughput: 37.28 Mbit/s
95th percentile per-packet one-way delay: 1.369 ms
Loss rate: 0.00%
-- Flow 3:
Average throughput: 28.77 Mbit/s
95th percentile per-packet one-way delay: 1.446 ms
Loss rate: 0.00%
```

Run 6: Report of Copa — Data Link

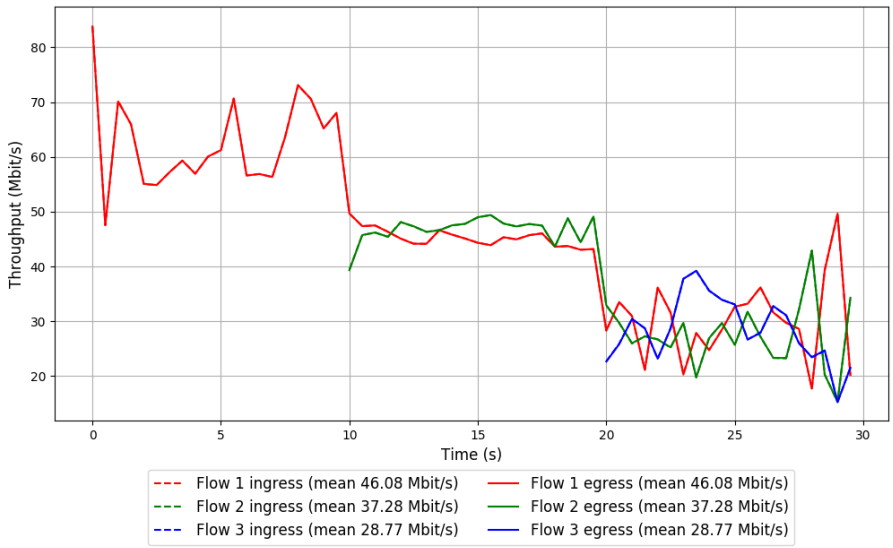

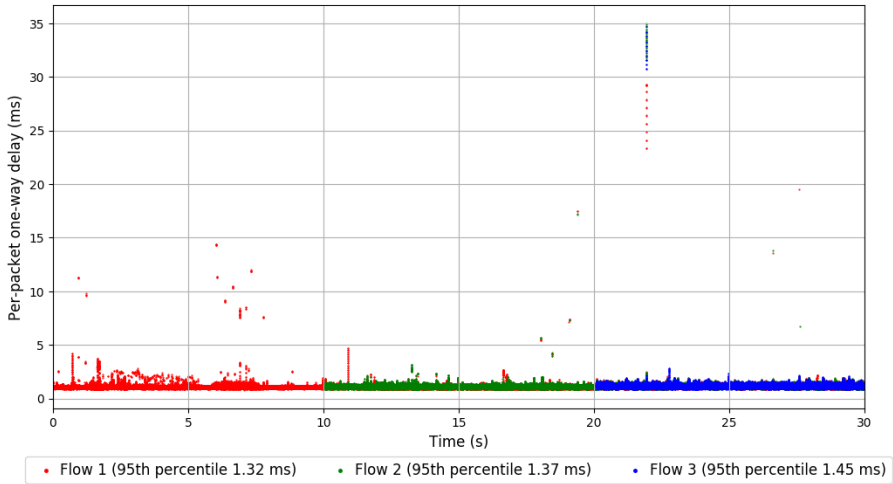

```
Run 7: Statistics of Copa

Start at: Sun, 09 Jul 2017 21:47:00 +0000
End at: Sun, 09 Jul 2017 21:47:30 +0000
Local clock offset: -1.081 ms
Remote clock offset: 0.204 ms

# Below is generated by plot.py at Mon, 10 Jul 2017 02:12:21 +0000
# Datalink statistics
-- Total of 3 flows:
Average throughput: 5.95 Mbit/s
95th percentile per-packet one-way delay: 20.000 ms
Loss rate: 0.03%
-- Flow 1:
Average throughput: 4.26 Mbit/s
95th percentile per-packet one-way delay: 20.078 ms
Loss rate: 0.02%
-- Flow 2:
Average throughput: 10.20 Mbit/s
95th percentile per-packet one-way delay: 1.607 ms
Loss rate: 0.00%
-- Flow 3:
Average throughput: 5.09 Mbit/s
95th percentile per-packet one-way delay: 19.812 ms
Loss rate: 0.05%
```

Run 7: Report of Copa — Data Link

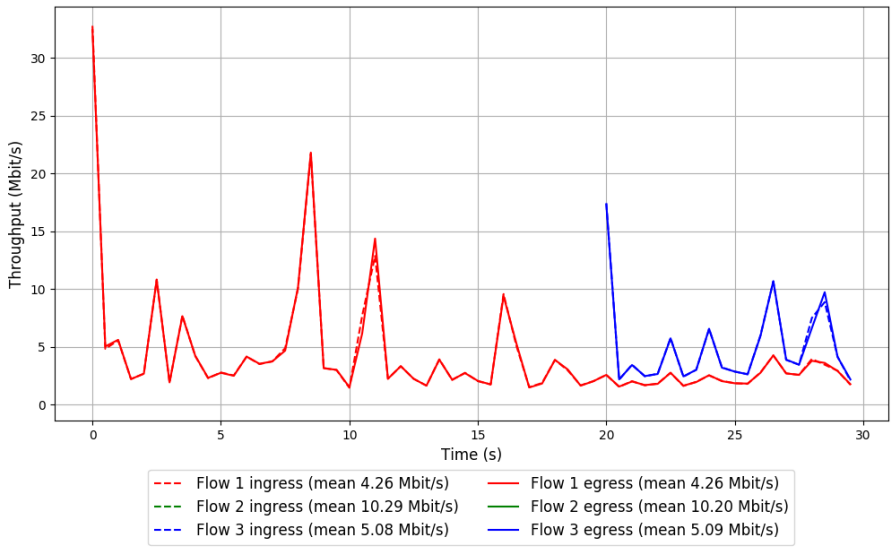

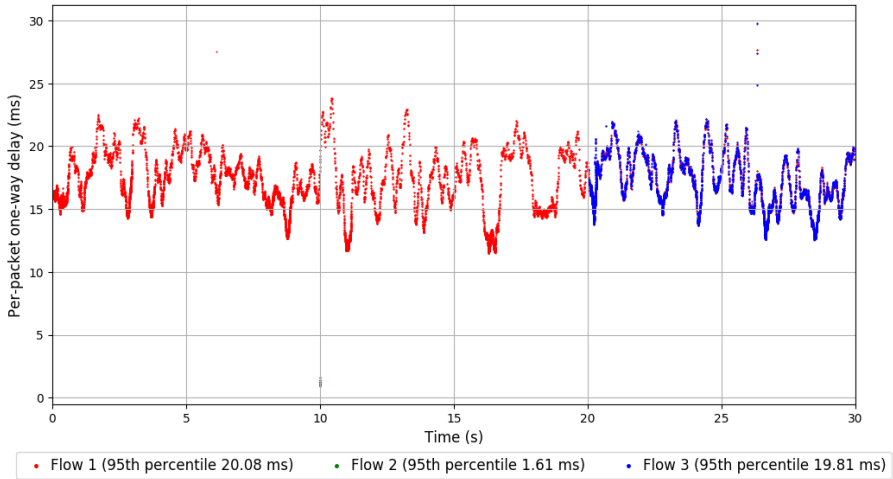

```
Run 8: Statistics of Copa

Start at: Sun, 09 Jul 2017 22:04:00 +0000
End at: Sun, 09 Jul 2017 22:04:30 +0000
Local clock offset: -1.065 ms
Remote clock offset: 0.188 ms

# Below is generated by plot.py at Mon, 10 Jul 2017 02:12:34 +0000
# Datalink statistics
-- Total of 3 flows:
Average throughput: 82.57 Mbit/s
95th percentile per-packet one-way delay: 1.237 ms
Loss rate: 0.00%
-- Flow 1:
Average throughput: 49.89 Mbit/s
95th percentile per-packet one-way delay: 1.210 ms
Loss rate: 0.00%
-- Flow 2:
Average throughput: 49.07 Mbit/s
95th percentile per-packet one-way delay: 1.267 ms
Loss rate: 0.00%
-- Flow 3:
Average throughput: 11.32 Mbit/s
95th percentile per-packet one-way delay: 1.496 ms
Loss rate: 0.00%
```

Run 8: Report of Copa — Data Link

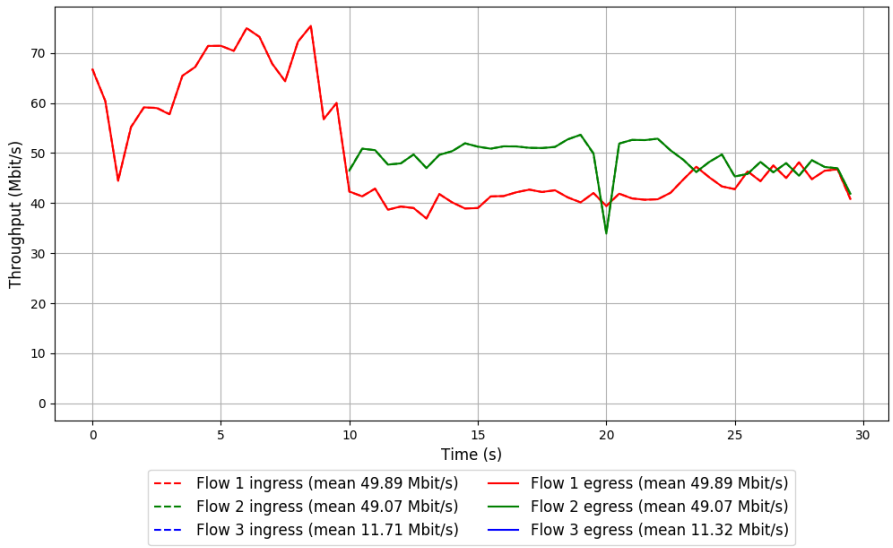

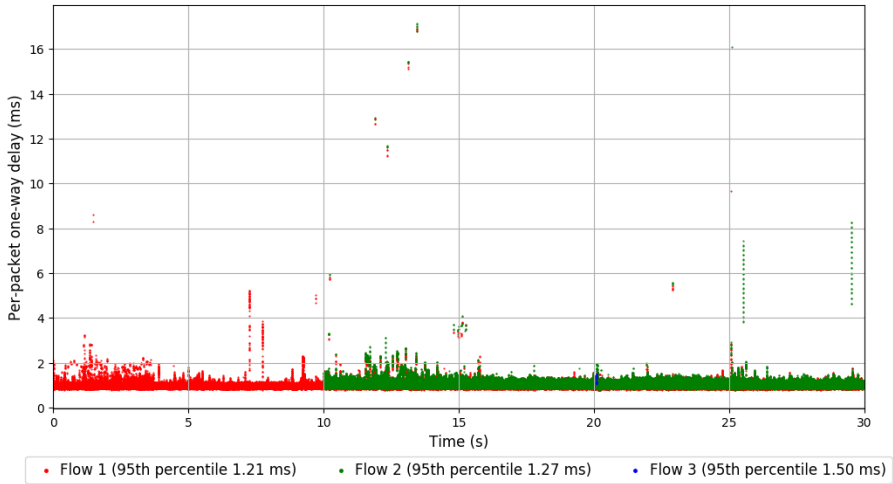

```
Run 9: Statistics of Copa

Start at: Sun, 09 Jul 2017 22:21:05 +0000
End at: Sun, 09 Jul 2017 22:21:35 +0000
Local clock offset: -1.382 ms
Remote clock offset: 0.096 ms

# Below is generated by plot.py at Mon, 10 Jul 2017 02:12:34 +0000
# Datalink statistics
-- Total of 3 flows:
Average throughput: 24.03 Mbit/s
95th percentile per-packet one-way delay: 0.862 ms
Loss rate: 0.00%
-- Flow 1:
Average throughput: 11.47 Mbit/s
95th percentile per-packet one-way delay: 1.407 ms
Loss rate: 0.00%
-- Flow 2:
Average throughput: 10.15 Mbit/s
95th percentile per-packet one-way delay: 1.357 ms
Loss rate: 0.00%
-- Flow 3:
Average throughput: 72.43 Mbit/s
95th percentile per-packet one-way delay: 0.862 ms
Loss rate: 0.00%
```

Run 9: Report of Copa — Data Link

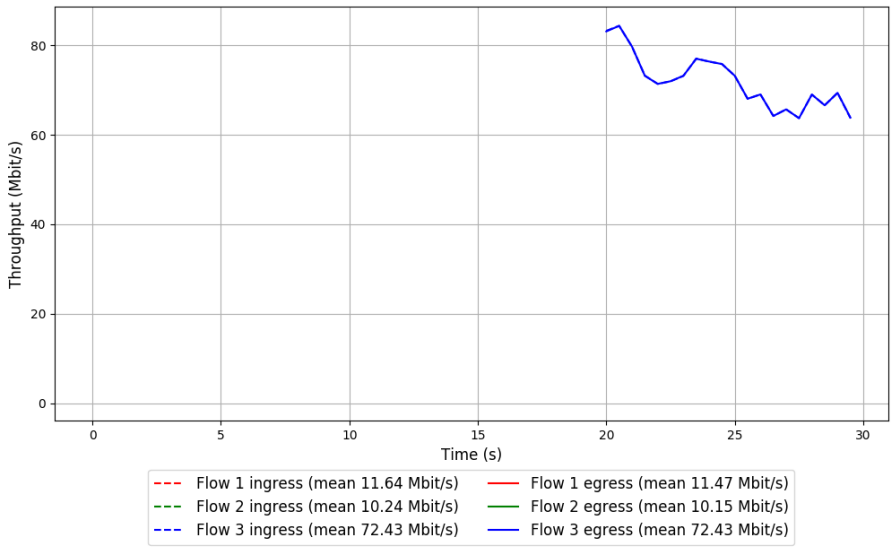

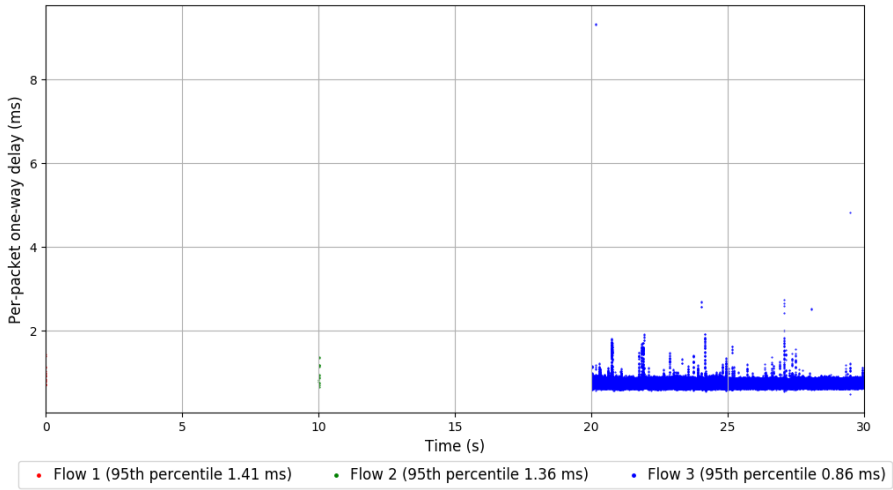

```
Run 10: Statistics of Copa

Start at: Sun, 09 Jul 2017 22:38:04 +0000
End at: Sun, 09 Jul 2017 22:38:34 +0000
Local clock offset: -1.43 ms
Remote clock offset: 0.005 ms

# Below is generated by plot.py at Mon, 10 Jul 2017 02:12:50 +0000
# Datalink statistics
-- Total of 3 flows:
Average throughput: 81.26 Mbit/s
95th percentile per-packet one-way delay: 1.114 ms
Loss rate: 0.00%
-- Flow 1:
Average throughput: 47.25 Mbit/s
95th percentile per-packet one-way delay: 1.052 ms
Loss rate: 0.00%
-- Flow 2:
Average throughput: 34.14 Mbit/s
95th percentile per-packet one-way delay: 1.146 ms
Loss rate: 0.00%
-- Flow 3:
Average throughput: 34.36 Mbit/s
95th percentile per-packet one-way delay: 1.212 ms
Loss rate: 0.00%
```

Run 10: Report of Copa — Data Link

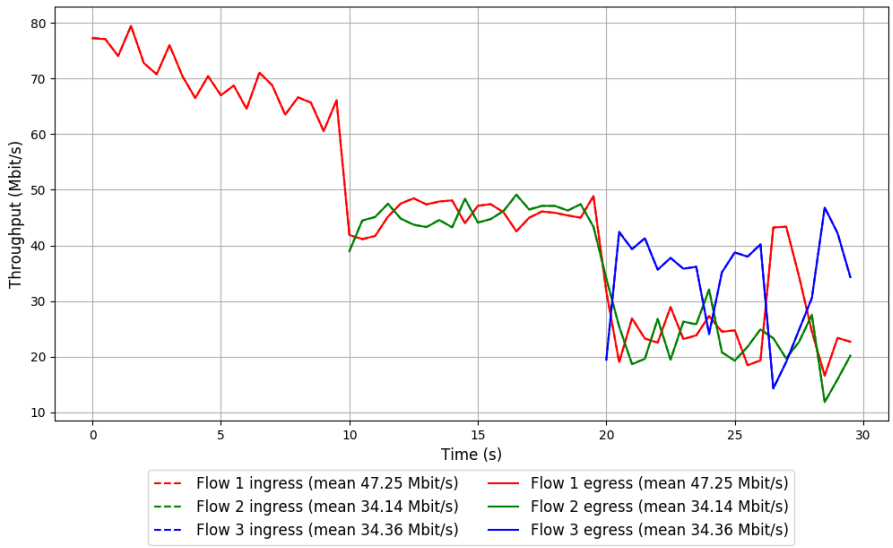

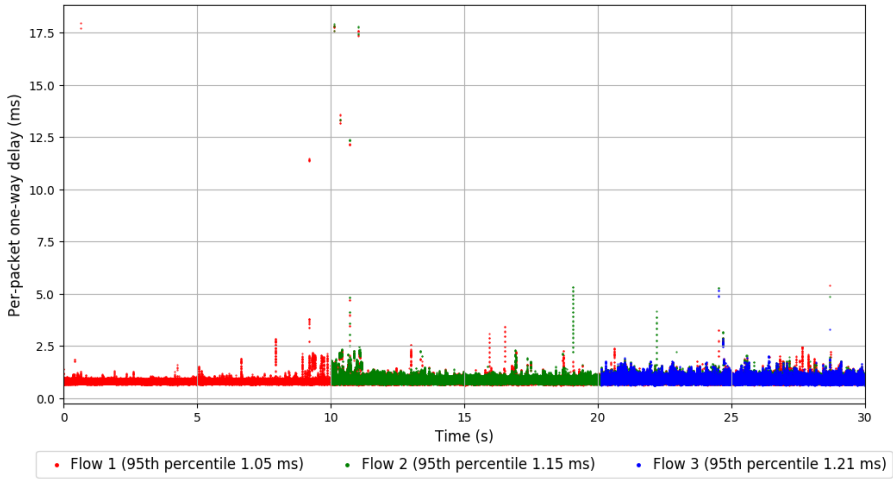

```
Run 1: Statistics of TCP Cubic

Start at: Sun, 09 Jul 2017 20:07:12 +0000
End at: Sun, 09 Jul 2017 20:07:42 +0000
Local clock offset: -0.393 ms
Remote clock offset: 0.141 ms

# Below is generated by plot.py at Mon, 10 Jul 2017 02:12:50 +0000
# Datalink statistics
-- Total of 3 flows:
Average throughput: 97.48 Mbit/s
95th percentile per-packet one-way delay: 40.923 ms
Loss rate: 1.33%
-- Flow 1:
Average throughput: 72.50 Mbit/s
95th percentile per-packet one-way delay: 40.887 ms
Loss rate: 1.32%
-- Flow 2:
Average throughput: 23.41 Mbit/s
95th percentile per-packet one-way delay: 41.162 ms
Loss rate: 1.44%
-- Flow 3:
Average throughput: 28.55 Mbit/s
95th percentile per-packet one-way delay: 41.101 ms
Loss rate: 1.22%
```

Run 1: Report of TCP Cubic — Data Link

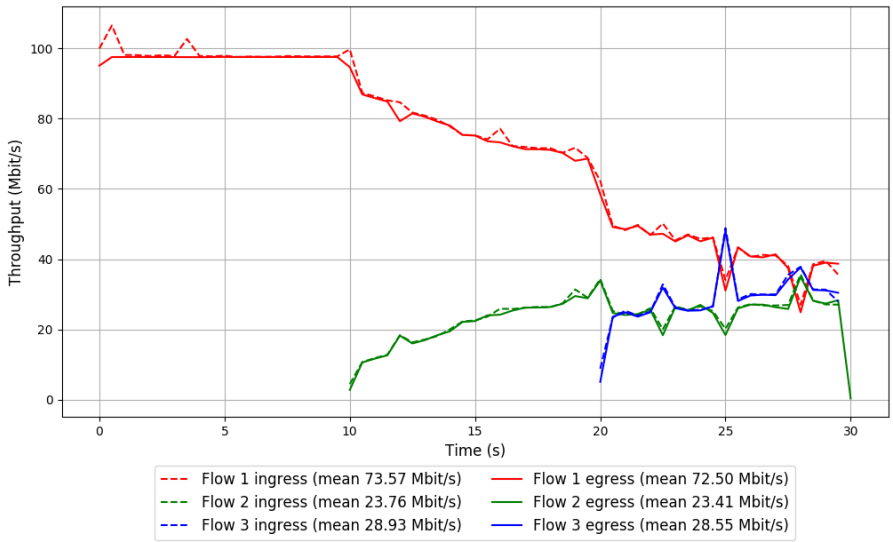

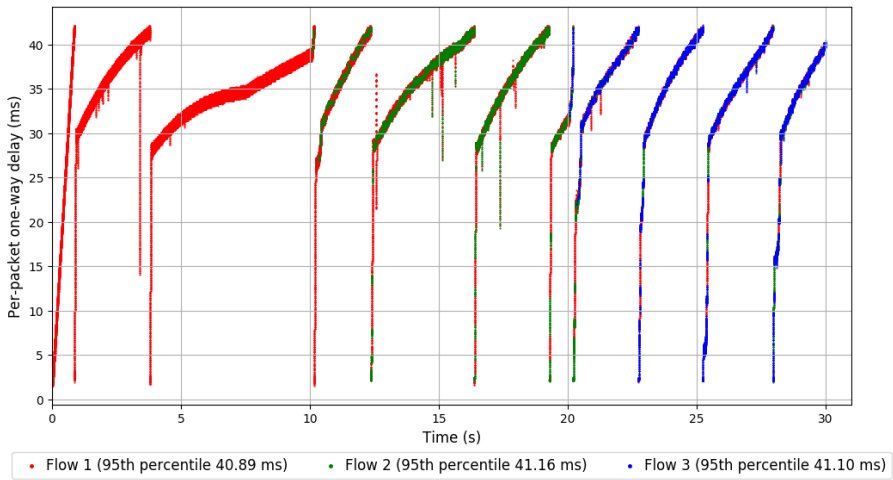

```
Run 2: Statistics of TCP Cubic

Start at: Sun, 09 Jul 2017 20:24:18 +0000
End at: Sun, 09 Jul 2017 20:24:48 +0000
Local clock offset: -0.486 ms
Remote clock offset: 0.273 ms

# Below is generated by plot.py at Mon, 10 Jul 2017 02:13:01 +0000
# Datalink statistics
-- Total of 3 flows:
Average throughput: 97.48 Mbit/s
95th percentile per-packet one-way delay: 40.638 ms
Loss rate: 1.20%
-- Flow 1:
Average throughput: 70.62 Mbit/s
95th percentile per-packet one-way delay: 40.459 ms
Loss rate: 1.14%
-- Flow 2:
Average throughput: 26.85 Mbit/s
95th percentile per-packet one-way delay: 40.849 ms
Loss rate: 1.37%
-- Flow 3:
Average throughput: 27.19 Mbit/s
95th percentile per-packet one-way delay: 40.913 ms
Loss rate: 1.37%
```

Run 2: Report of TCP Cubic — Data Link

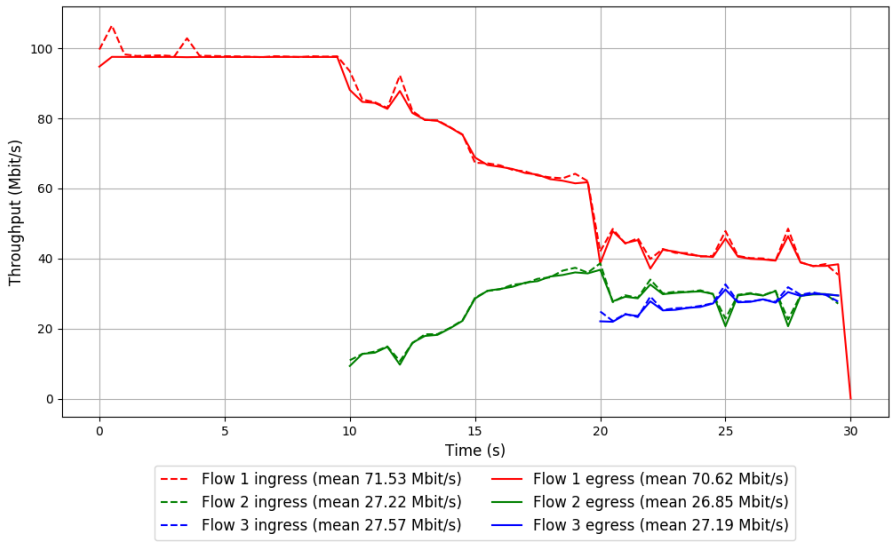

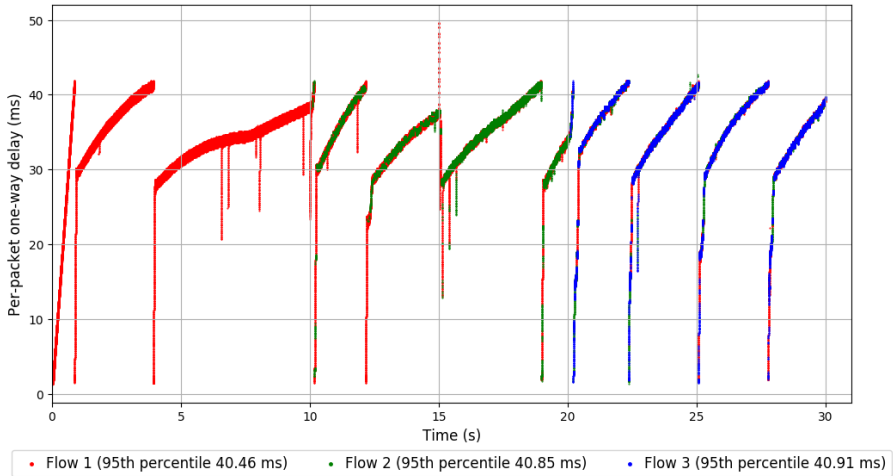

```
Run 3: Statistics of TCP Cubic

Start at: Sun, 09 Jul 2017 20:41:31 +0000
End at: Sun, 09 Jul 2017 20:42:01 +0000
Local clock offset: -0.667 ms
Remote clock offset: 0.302 ms

# Below is generated by plot.py at Mon, 10 Jul 2017 02:13:04 +0000
# Datalink statistics
-- Total of 3 flows:
Average throughput: 97.47 Mbit/s
95th percentile per-packet one-way delay: 40.519 ms
Loss rate: 1.34%
-- Flow 1:
Average throughput: 72.21 Mbit/s
95th percentile per-packet one-way delay: 40.494 ms
Loss rate: 1.30%
-- Flow 2:
Average throughput: 23.73 Mbit/s
95th percentile per-packet one-way delay: 40.708 ms
Loss rate: 1.57%
-- Flow 3:
Average throughput: 28.69 Mbit/s
95th percentile per-packet one-way delay: 40.550 ms
Loss rate: 1.27%
```

Run 3: Report of TCP Cubic — Data Link

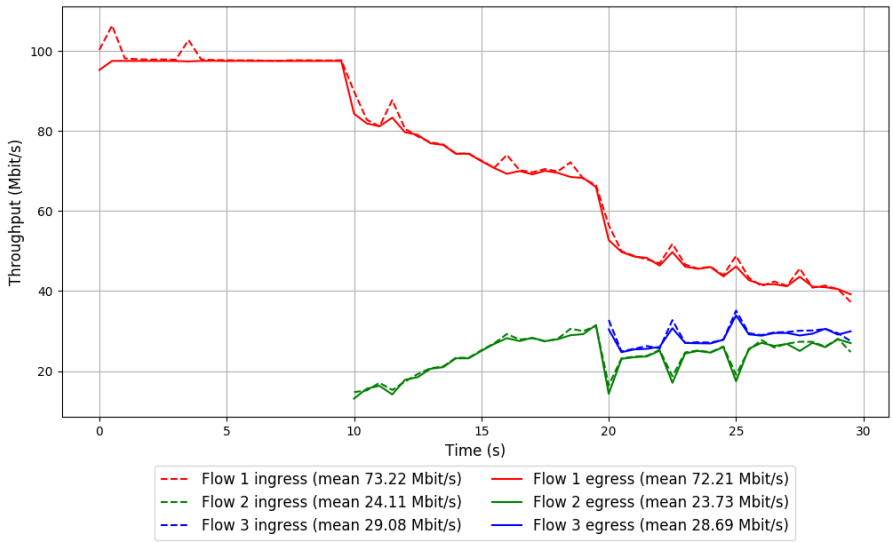

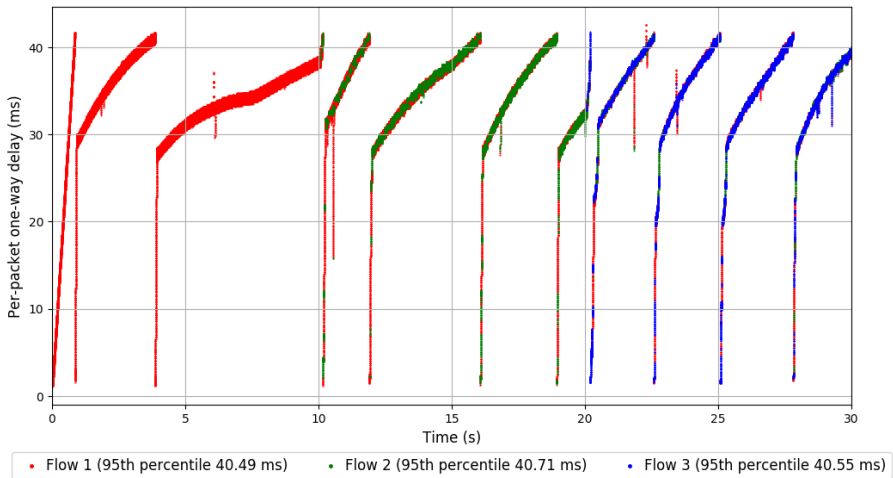

```
Run 4: Statistics of TCP Cubic

Start at: Sun, 09 Jul 2017 20:59:05 +0000
End at: Sun, 09 Jul 2017 20:59:35 +0000
Local clock offset: -0.88 ms
Remote clock offset: 0.262 ms

# Below is generated by plot.py at Mon, 10 Jul 2017 02:13:15 +0000
# Datalink statistics
-- Total of 3 flows:
Average throughput: 97.47 Mbit/s
95th percentile per-packet one-way delay: 40.371 ms
Loss rate: 1.34%
-- Flow 1:
Average throughput: 73.00 Mbit/s
95th percentile per-packet one-way delay: 40.341 ms
Loss rate: 1.28%
-- Flow 2:
Average throughput: 22.58 Mbit/s
95th percentile per-packet one-way delay: 40.640 ms
Loss rate: 1.61%
-- Flow 3:
Average throughput: 28.59 Mbit/s
95th percentile per-packet one-way delay: 40.594 ms
Loss rate: 1.33%
```

Run 4: Report of TCP Cubic — Data Link

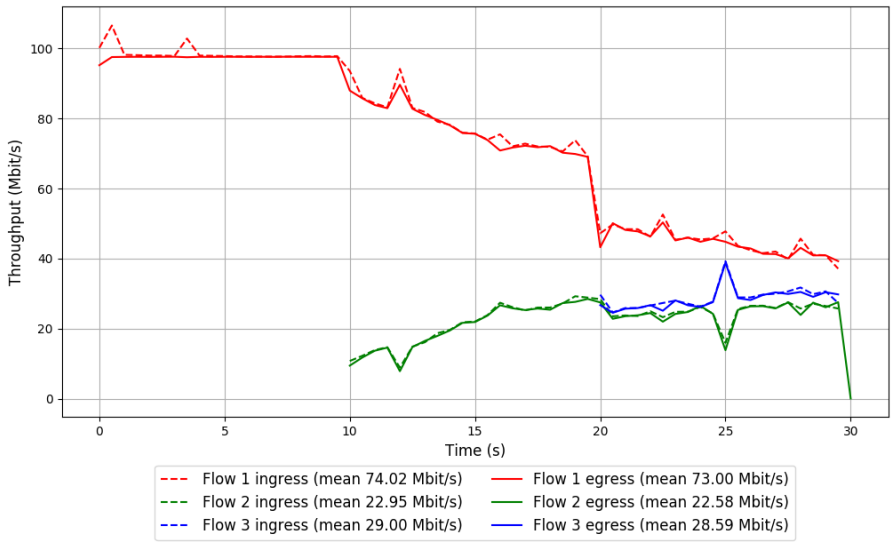

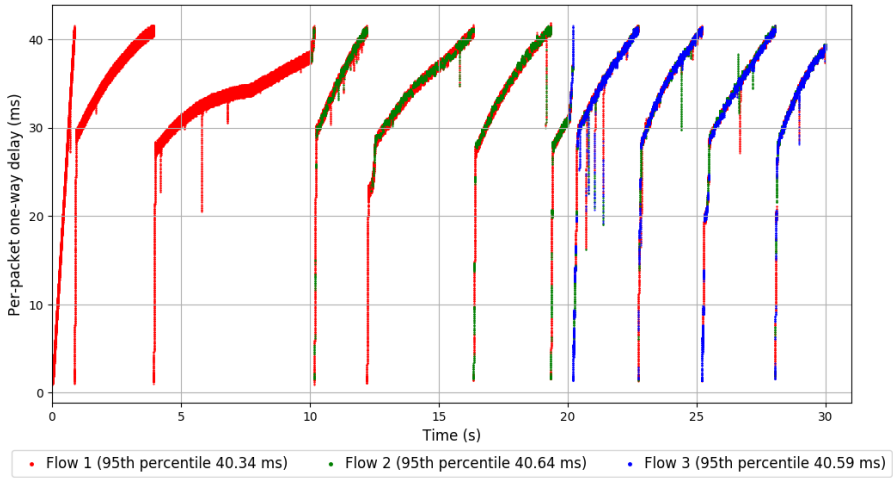

```
Run 5: Statistics of TCP Cubic

Start at: Sun, 09 Jul 2017 21:16:18 +0000
End at: Sun, 09 Jul 2017 21:16:48 +0000
Local clock offset: -0.986 ms
Remote clock offset: 0.187 ms

# Below is generated by plot.py at Mon, 10 Jul 2017 02:13:17 +0000
# Datalink statistics
-- Total of 3 flows:
Average throughput: 97.48 Mbit/s
95th percentile per-packet one-way delay: 40.306 ms
Loss rate: 1.47%
-- Flow 1:
Average throughput: 74.47 Mbit/s
95th percentile per-packet one-way delay: 40.281 ms
Loss rate: 1.40%
-- Flow 2:
Average throughput: 20.95 Mbit/s
95th percentile per-packet one-way delay: 40.548 ms
Loss rate: 1.85%
-- Flow 3:
Average throughput: 27.35 Mbit/s
95th percentile per-packet one-way delay: 40.299 ms
Loss rate: 1.45%
```

Run 5: Report of TCP Cubic — Data Link

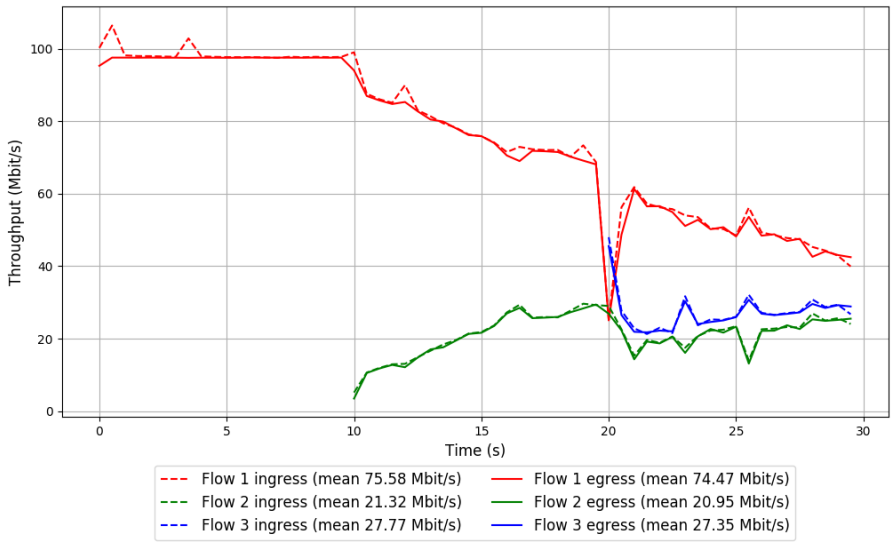

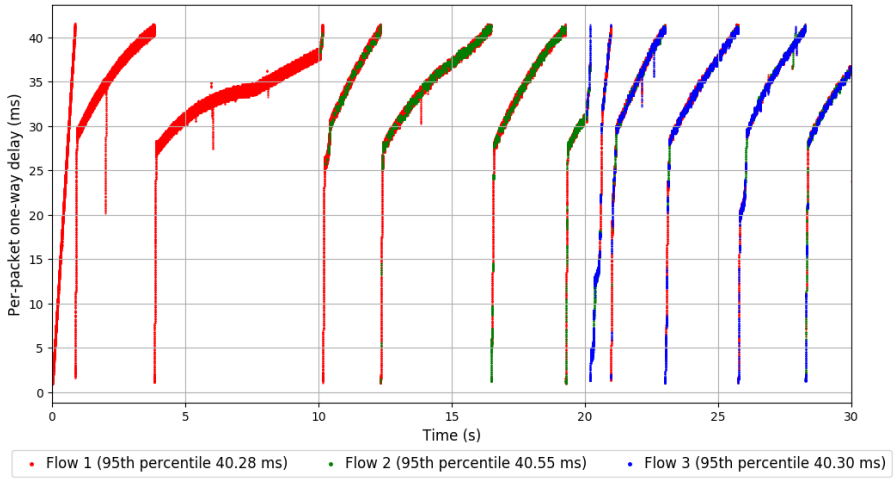

```
Run 6: Statistics of TCP Cubic

Start at: Sun, 09 Jul 2017 21:33:26 +0000
End at: Sun, 09 Jul 2017 21:33:56 +0000
Local clock offset: -0.974 ms
Remote clock offset: 0.203 ms

# Below is generated by plot.py at Mon, 10 Jul 2017 02:13:26 +0000
# Datalink statistics
-- Total of 3 flows:
Average throughput: 97.48 Mbit/s
95th percentile per-packet one-way delay: 40.265 ms
Loss rate: 1.46%
-- Flow 1:
Average throughput: 74.09 Mbit/s
95th percentile per-packet one-way delay: 40.248 ms
Loss rate: 1.34%
-- Flow 2:
Average throughput: 21.81 Mbit/s
95th percentile per-packet one-way delay: 40.534 ms
Loss rate: 1.92%
-- Flow 3:
Average throughput: 26.79 Mbit/s
95th percentile per-packet one-way delay: 40.233 ms
Loss rate: 1.70%
```

Run 6: Report of TCP Cubic — Data Link

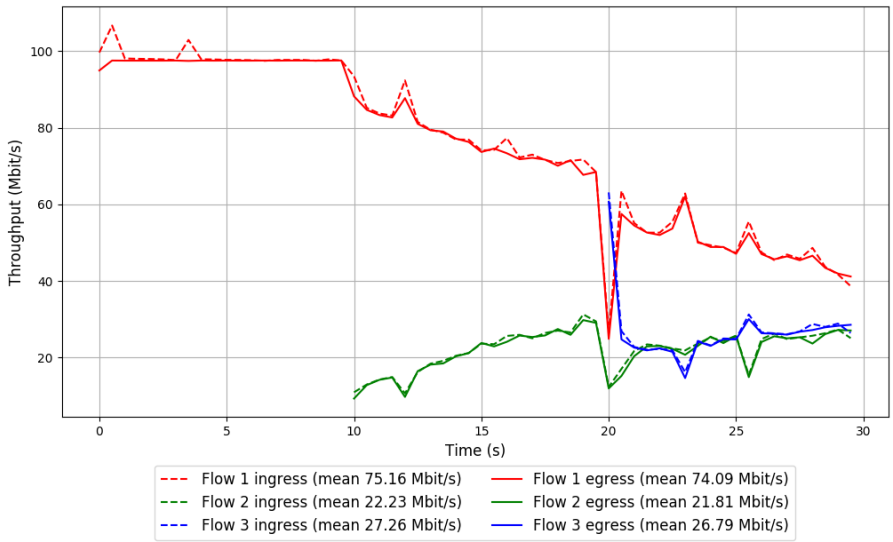

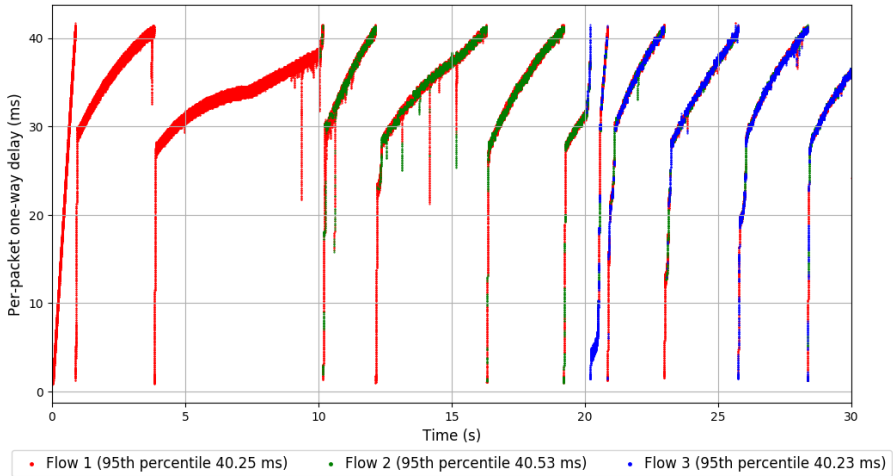

```
Run 7: Statistics of TCP Cubic

Start at: Sun, 09 Jul 2017 21:50:19 +0000
End at: Sun, 09 Jul 2017 21:50:49 +0000
Local clock offset: -1.046 ms
Remote clock offset: 0.2 ms

# Below is generated by plot.py at Mon, 10 Jul 2017 02:13:31 +0000
# Datalink statistics
-- Total of 3 flows:
Average throughput: 97.48 Mbit/s
95th percentile per-packet one-way delay: 40.267 ms
Loss rate: 1.33%
-- Flow 1:
Average throughput: 73.35 Mbit/s
95th percentile per-packet one-way delay: 40.231 ms
Loss rate: 1.27%
-- Flow 2:
Average throughput: 22.20 Mbit/s
95th percentile per-packet one-way delay: 40.496 ms
Loss rate: 1.64%
-- Flow 3:
Average throughput: 28.24 Mbit/s
95th percentile per-packet one-way delay: 40.503 ms
Loss rate: 1.36%
```

Run 7: Report of TCP Cubic — Data Link

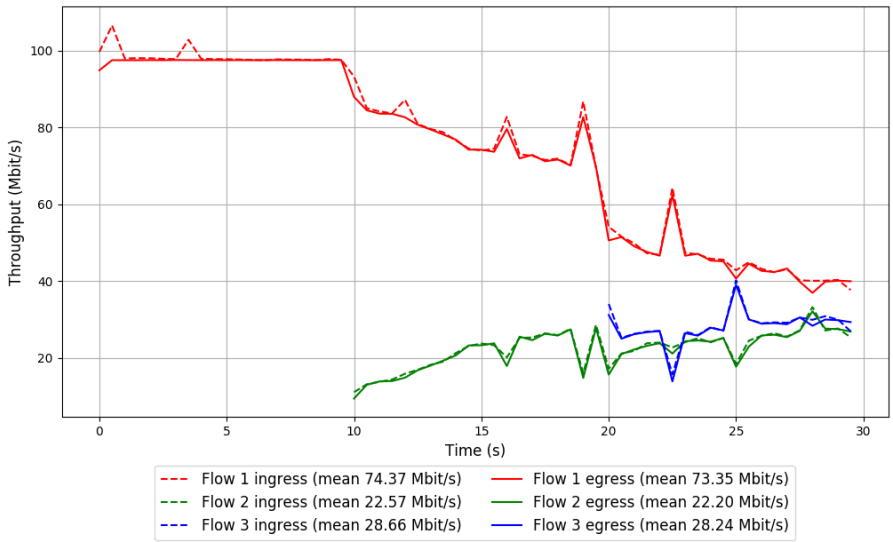

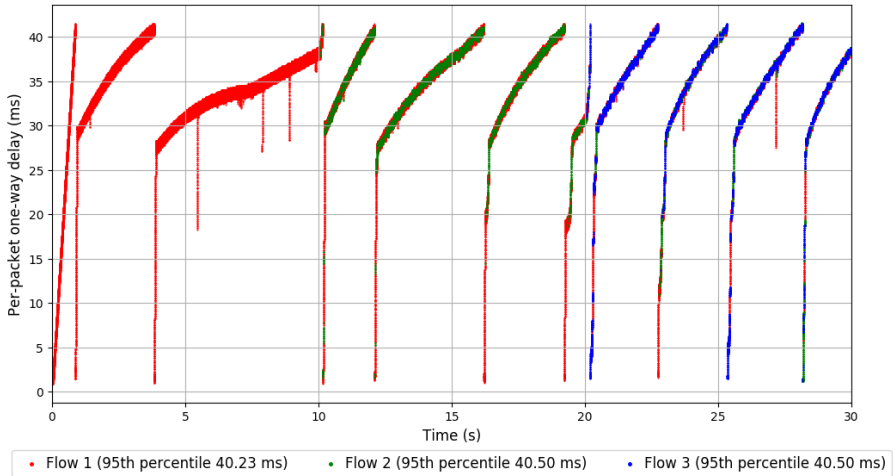

```
Run 8: Statistics of TCP Cubic

Start at: Sun, 09 Jul 2017 22:07:27 +0000
End at: Sun, 09 Jul 2017 22:07:57 +0000
Local clock offset: -1.121 ms
Remote clock offset: 0.167 ms

# Below is generated by plot.py at Mon, 10 Jul 2017 02:13:39 +0000
# Datalink statistics
-- Total of 3 flows:
Average throughput: 97.48 Mbit/s
95th percentile per-packet one-way delay: 40.183 ms
Loss rate: 1.33%
-- Flow 1:
Average throughput: 72.22 Mbit/s
95th percentile per-packet one-way delay: 40.152 ms
Loss rate: 1.32%
-- Flow 2:
Average throughput: 25.63 Mbit/s
95th percentile per-packet one-way delay: 40.404 ms
Loss rate: 1.21%
-- Flow 3:
Average throughput: 24.79 Mbit/s
95th percentile per-packet one-way delay: 40.371 ms
Loss rate: 1.68%
```

Run 8: Report of TCP Cubic — Data Link

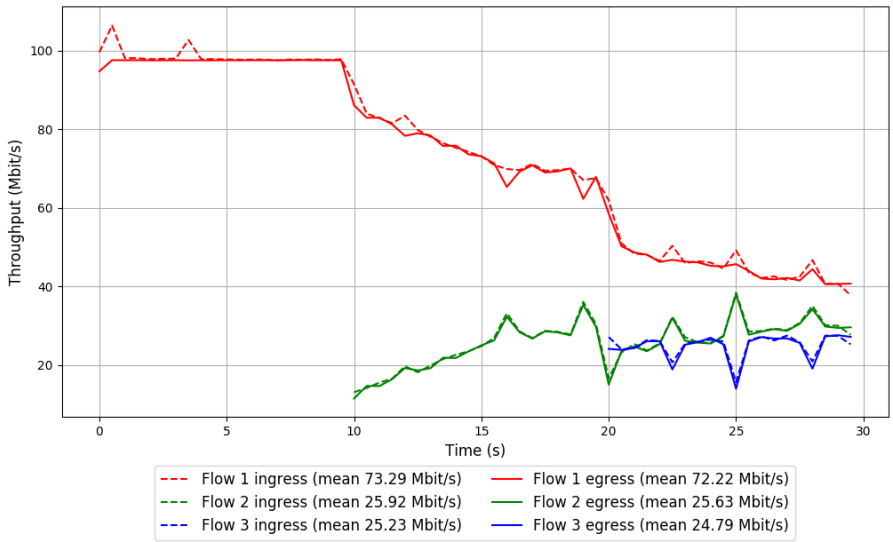

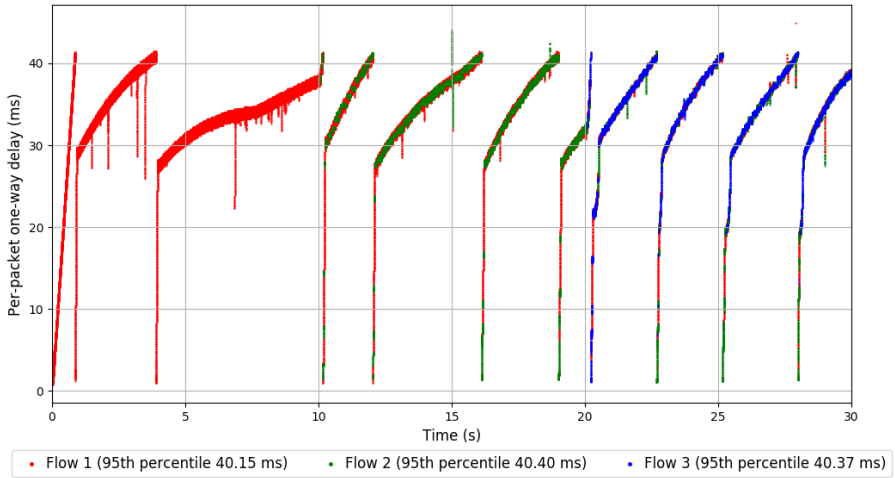

```
Run 9: Statistics of TCP Cubic

Start at: Sun, 09 Jul 2017 22:24:26 +0000
End at: Sun, 09 Jul 2017 22:24:56 +0000
Local clock offset: -1.348 ms
Remote clock offset: 0.051 ms

# Below is generated by plot.py at Mon, 10 Jul 2017 02:13:44 +0000
# Datalink statistics
-- Total of 3 flows:
Average throughput: 97.46 Mbit/s
95th percentile per-packet one-way delay: 40.060 ms
Loss rate: 1.34%
-- Flow 1:
Average throughput: 72.84 Mbit/s
95th percentile per-packet one-way delay: 40.024 ms
Loss rate: 1.26%
-- Flow 2:
Average throughput: 22.94 Mbit/s
95th percentile per-packet one-way delay: 40.290 ms
Loss rate: 1.51%
-- Flow 3:
Average throughput: 28.31 Mbit/s
95th percentile per-packet one-way delay: 40.240 ms
Loss rate: 1.69%
```

Run 9: Report of TCP Cubic — Data Link

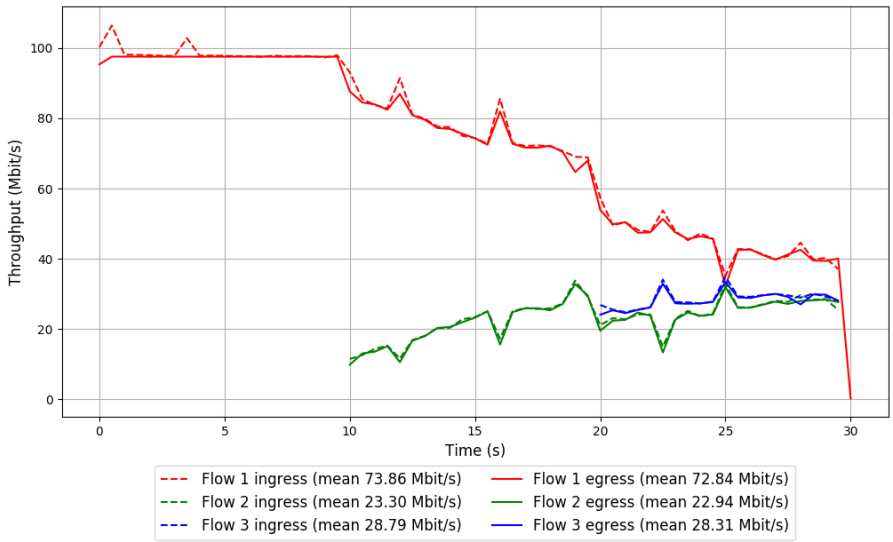

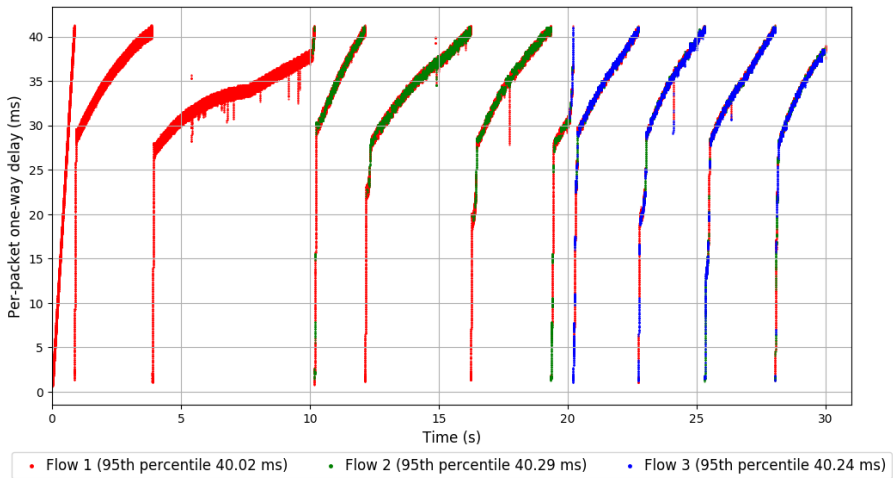

```
Run 10: Statistics of TCP Cubic

Start at: Sun, 09 Jul 2017 22:41:32 +0000
End at: Sun, 09 Jul 2017 22:42:02 +0000
Local clock offset: -1.569 ms
Remote clock offset: -0.059 ms

# Below is generated by plot.py at Mon, 10 Jul 2017 02:13:54 +0000
# Datalink statistics
-- Total of 3 flows:
Average throughput: 97.46 Mbit/s
95th percentile per-packet one-way delay: 40.026 ms
Loss rate: 1.49%
-- Flow 1:
Average throughput: 73.11 Mbit/s
95th percentile per-packet one-way delay: 39.994 ms
Loss rate: 1.38%
-- Flow 2:
Average throughput: 22.98 Mbit/s
95th percentile per-packet one-way delay: 40.248 ms
Loss rate: 1.97%
-- Flow 3:
Average throughput: 27.45 Mbit/s
95th percentile per-packet one-way delay: 40.258 ms
Loss rate: 1.57%
```

Run 10: Report of TCP Cubic — Data Link

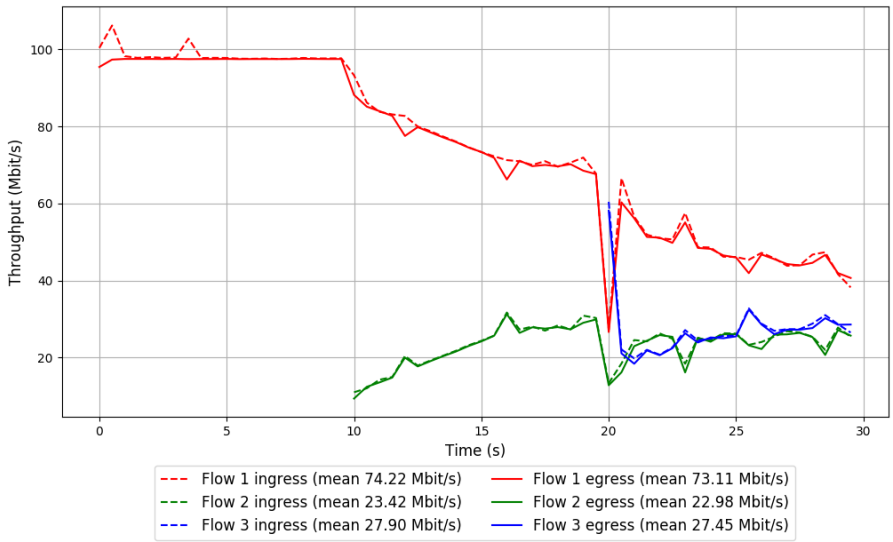

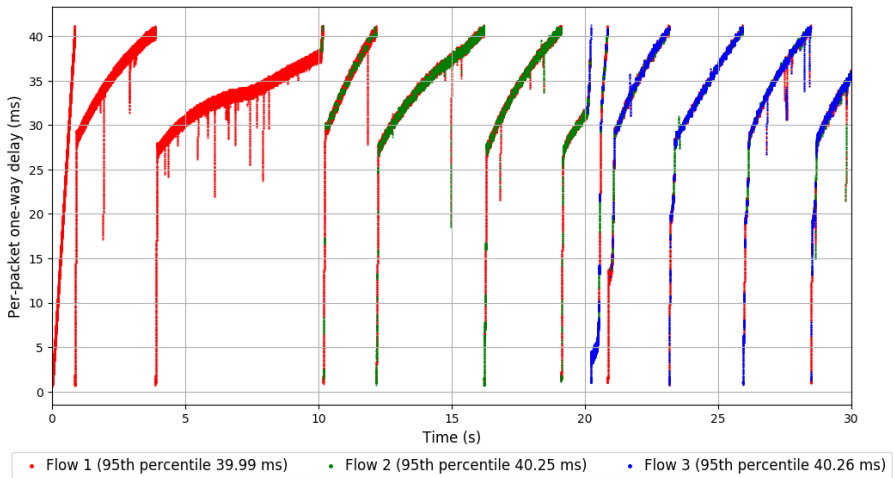

```
Run 1: Statistics of KohoCC

Start at: Sun, 09 Jul 2017 20:01:34 +0000
End at: Sun, 09 Jul 2017 20:02:04 +0000
Local clock offset: -0.303 ms
Remote clock offset: 0.208 ms

# Below is generated by plot.py at Mon, 10 Jul 2017 02:13:54 +0000
# Datalink statistics
-- Total of 3 flows:
Average throughput: 11.33 Mbit/s
95th percentile per-packet one-way delay: 1.804 ms
Loss rate: 0.00%
-- Flow 1:
Average throughput: 5.62 Mbit/s
95th percentile per-packet one-way delay: 1.810 ms
Loss rate: 0.00%
-- Flow 2:
Average throughput: 5.69 Mbit/s
95th percentile per-packet one-way delay: 1.792 ms
Loss rate: 0.00%
-- Flow 3:
Average throughput: 5.79 Mbit/s
95th percentile per-packet one-way delay: 1.816 ms
Loss rate: 0.00%
```

Run 1: Report of KohoCC — Data Link

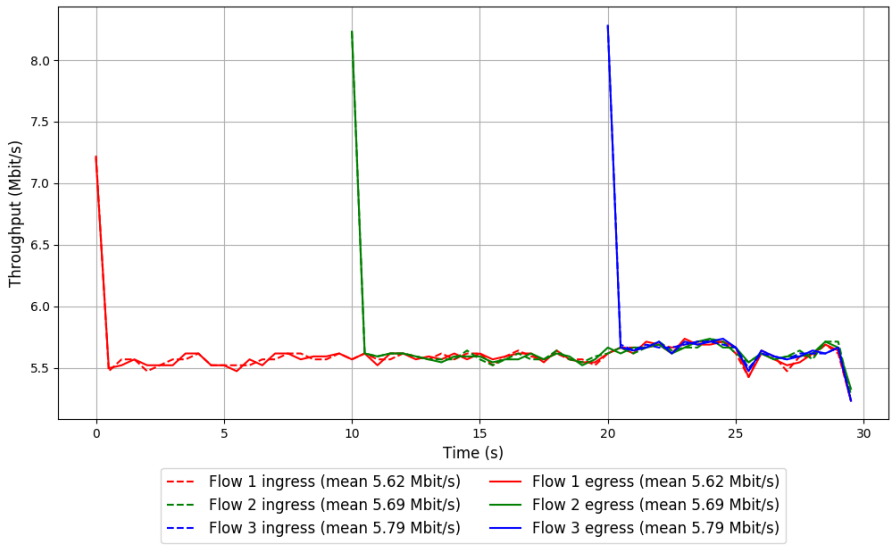

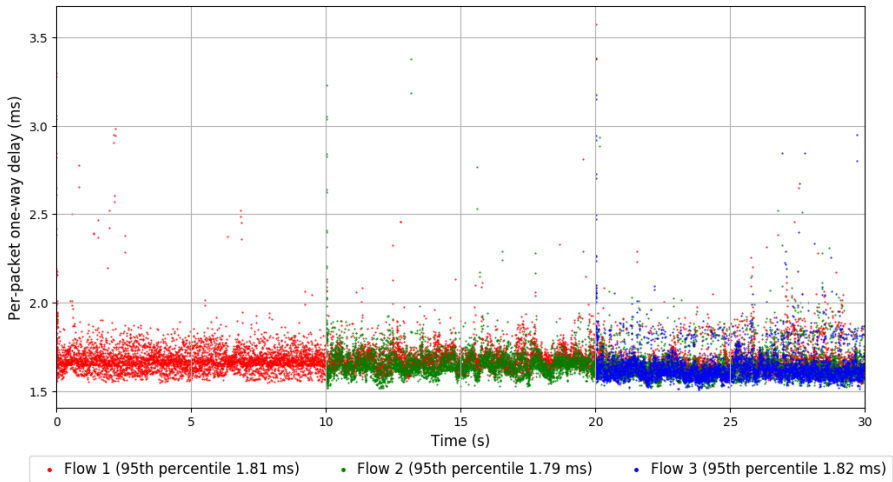

```
Run 2: Statistics of KohoCC

Start at: Sun, 09 Jul 2017 20:18:38 +0000
End at: Sun, 09 Jul 2017 20:19:08 +0000
Local clock offset: -0.432 ms
Remote clock offset: 0.285 ms

# Below is generated by plot.py at Mon, 10 Jul 2017 02:13:54 +0000
# Datalink statistics
-- Total of 3 flows:
Average throughput: 12.73 Mbit/s
95th percentile per-packet one-way delay: 1.668 ms
Loss rate: 0.00%
-- Flow 1:
Average throughput: 6.16 Mbit/s
95th percentile per-packet one-way delay: 1.661 ms
Loss rate: 0.00%
-- Flow 2:
Average throughput: 6.41 Mbit/s
95th percentile per-packet one-way delay: 1.675 ms
Loss rate: 0.00%
-- Flow 3:
Average throughput: 6.91 Mbit/s
95th percentile per-packet one-way delay: 1.677 ms
Loss rate: 0.00%
```

Run 2: Report of KohoCC — Data Link

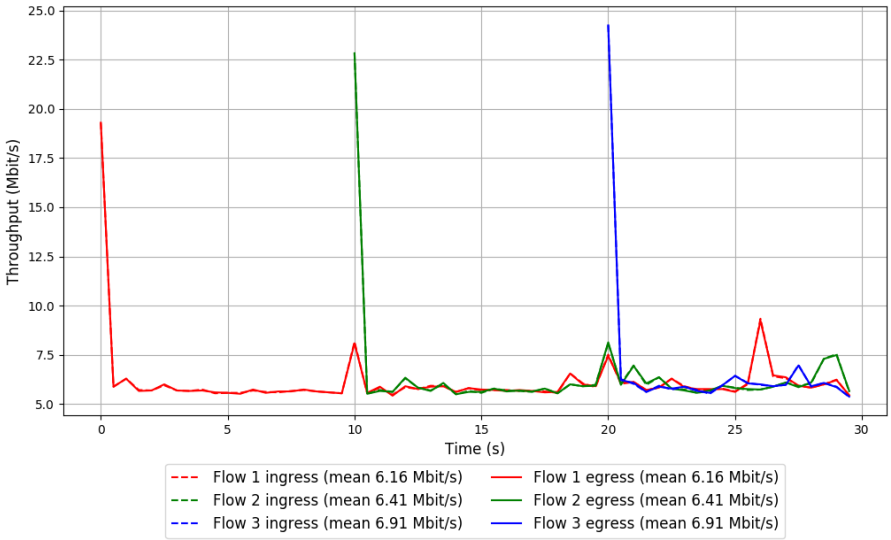

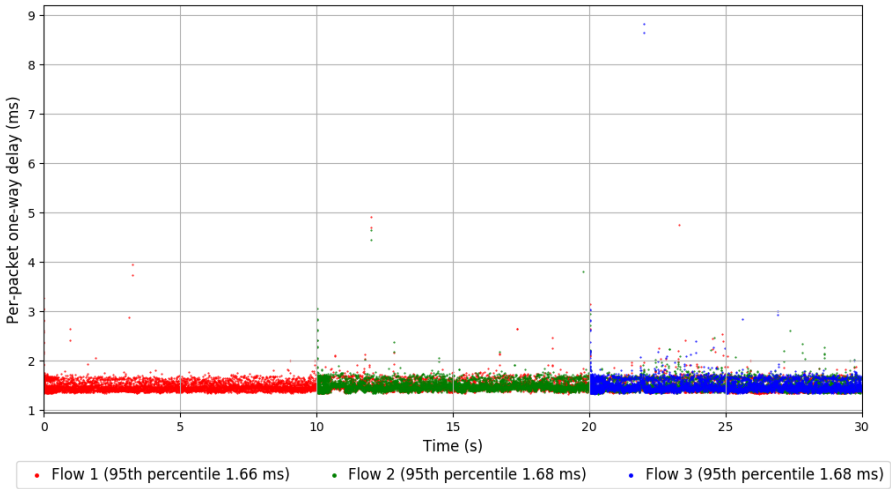

```
Run 3: Statistics of KohoCC

Start at: Sun, 09 Jul 2017 20:35:44 +0000
End at: Sun, 09 Jul 2017 20:36:14 +0000
Local clock offset: -0.597 ms
Remote clock offset: 0.263 ms

# Below is generated by plot.py at Mon, 10 Jul 2017 02:14:00 +0000
# Datalink statistics
-- Total of 3 flows:
Average throughput: 84.75 Mbit/s
95th percentile per-packet one-way delay: 1.779 ms
Loss rate: 0.00%
-- Flow 1:
Average throughput: 43.19 Mbit/s
95th percentile per-packet one-way delay: 1.739 ms
Loss rate: 0.00%
-- Flow 2:
Average throughput: 30.14 Mbit/s
95th percentile per-packet one-way delay: 1.830 ms
Loss rate: 0.00%
-- Flow 3:
Average throughput: 64.90 Mbit/s
95th percentile per-packet one-way delay: 1.779 ms
Loss rate: 0.00%
```

Run 3: Report of KohoCC — Data Link

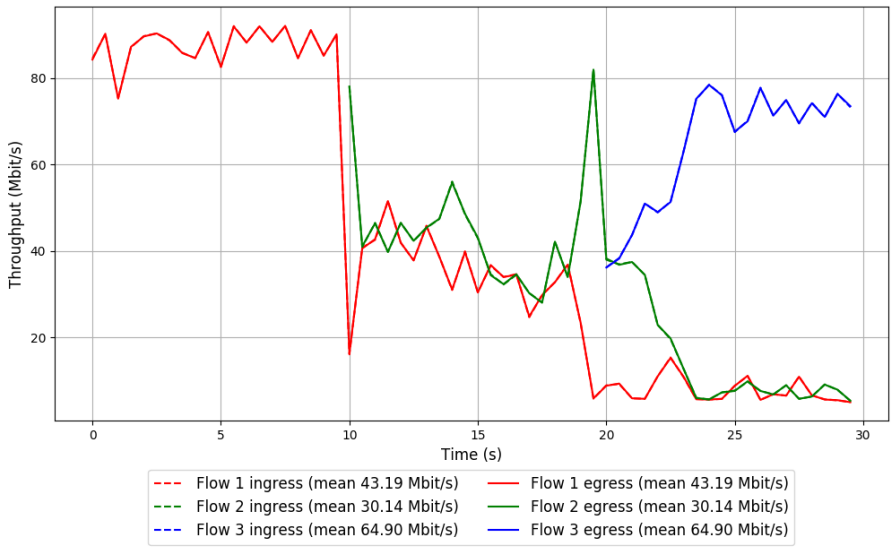

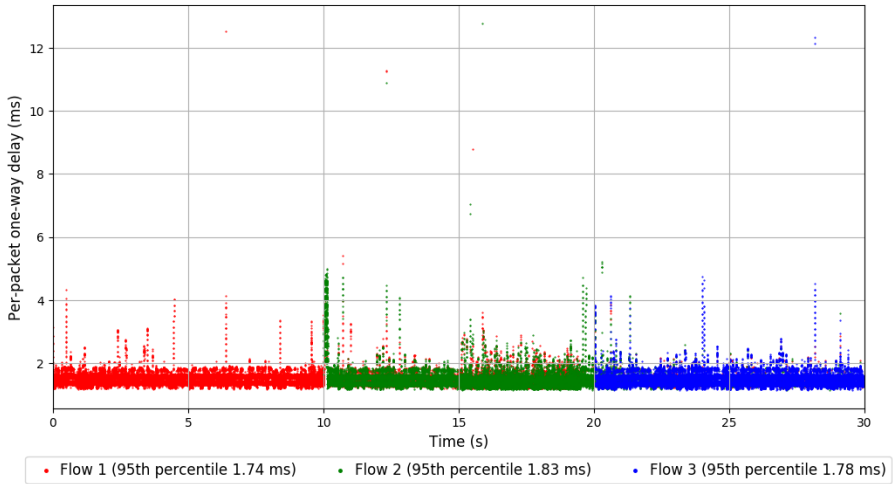

```
Run 4: Statistics of KohoCC

Start at: Sun, 09 Jul 2017 20:53:18 +0000
End at: Sun, 09 Jul 2017 20:53:48 +0000
Local clock offset: -0.78 ms
Remote clock offset: 0.225 ms

# Below is generated by plot.py at Mon, 10 Jul 2017 02:14:07 +0000
# Datalink statistics
-- Total of 3 flows:
Average throughput: 93.49 Mbit/s
95th percentile per-packet one-way delay: 1.879 ms
Loss rate: 0.00%
-- Flow 1:
Average throughput: 49.21 Mbit/s
95th percentile per-packet one-way delay: 1.836 ms
Loss rate: 0.00%
-- Flow 2:
Average throughput: 47.97 Mbit/s
95th percentile per-packet one-way delay: 1.899 ms
Loss rate: 0.00%
-- Flow 3:
Average throughput: 37.18 Mbit/s
95th percentile per-packet one-way delay: 1.880 ms
Loss rate: 0.01%
```

Run 4: Report of KohoCC — Data Link

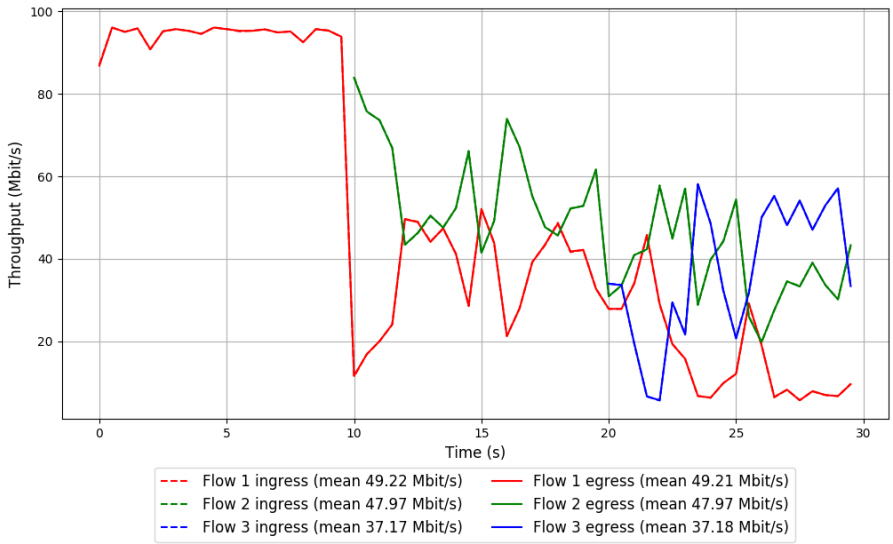

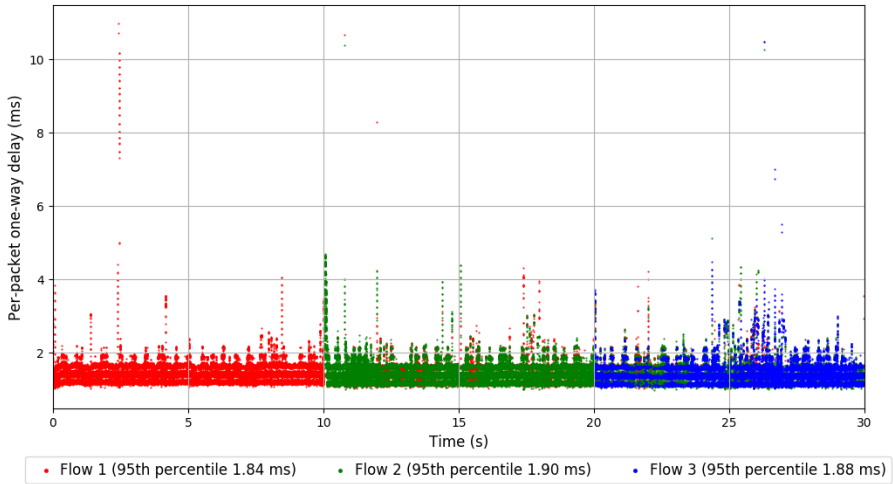

```
Run 5: Statistics of KohoCC

Start at: Sun, 09 Jul 2017 21:10:31 +0000
End at: Sun, 09 Jul 2017 21:11:01 +0000
Local clock offset: -0.852 ms
Remote clock offset: 0.307 ms

# Below is generated by plot.py at Mon, 10 Jul 2017 02:14:13 +0000
# Datalink statistics
-- Total of 3 flows:
Average throughput: 95.09 Mbit/s
95th percentile per-packet one-way delay: 3.101 ms
Loss rate: 0.00%
-- Flow 1:
Average throughput: 48.12 Mbit/s
95th percentile per-packet one-way delay: 2.067 ms
Loss rate: 0.00%
-- Flow 2:
Average throughput: 31.99 Mbit/s
95th percentile per-packet one-way delay: 2.078 ms
Loss rate: 0.00%
-- Flow 3:
Average throughput: 77.39 Mbit/s
95th percentile per-packet one-way delay: 4.375 ms
Loss rate: 0.00%
```

Run 5: Report of KohoCC — Data Link

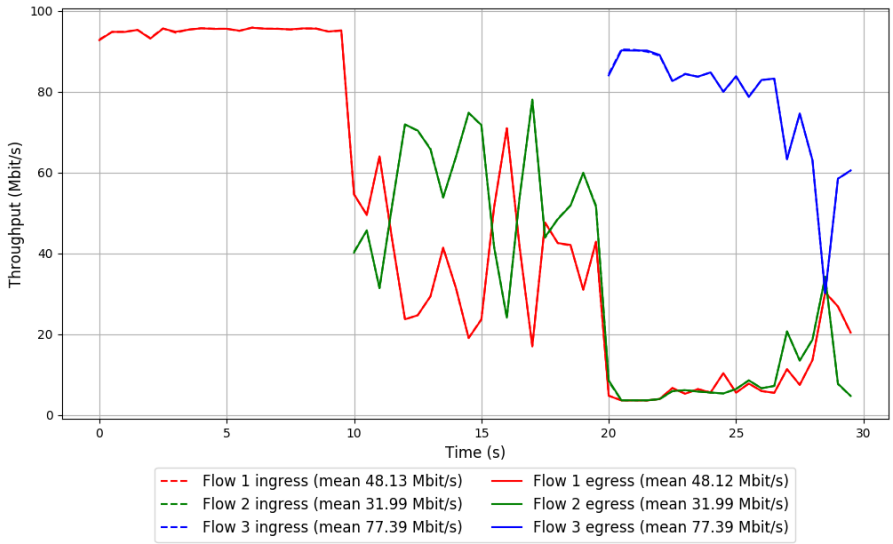

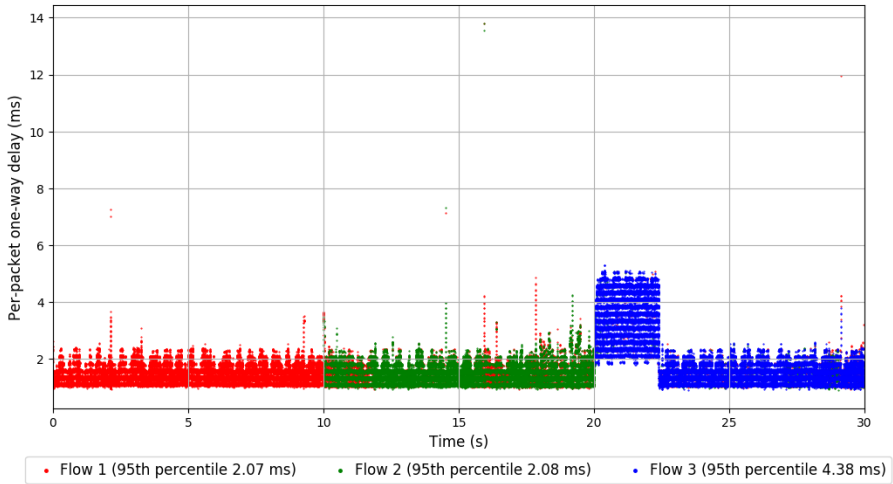

```
Run 6: Statistics of KohoCC

Start at: Sun, 09 Jul 2017 21:27:42 +0000
End at: Sun, 09 Jul 2017 21:28:12 +0000
Local clock offset: -1.015 ms
Remote clock offset: 0.238 ms

# Below is generated by plot.py at Mon, 10 Jul 2017 02:14:16 +0000
# Datalink statistics
-- Total of 3 flows:
Average throughput: 44.14 Mbit/s
95th percentile per-packet one-way delay: 2.016 ms
Loss rate: 0.00%
-- Flow 1:
Average throughput: 7.30 Mbit/s
95th percentile per-packet one-way delay: 1.930 ms
Loss rate: 0.00%
-- Flow 2:
Average throughput: 12.99 Mbit/s
95th percentile per-packet one-way delay: 2.016 ms
Loss rate: 0.00%
-- Flow 3:
Average throughput: 84.97 Mbit/s
95th percentile per-packet one-way delay: 2.019 ms
Loss rate: 0.00%
```

Run 6: Report of KohoCC — Data Link

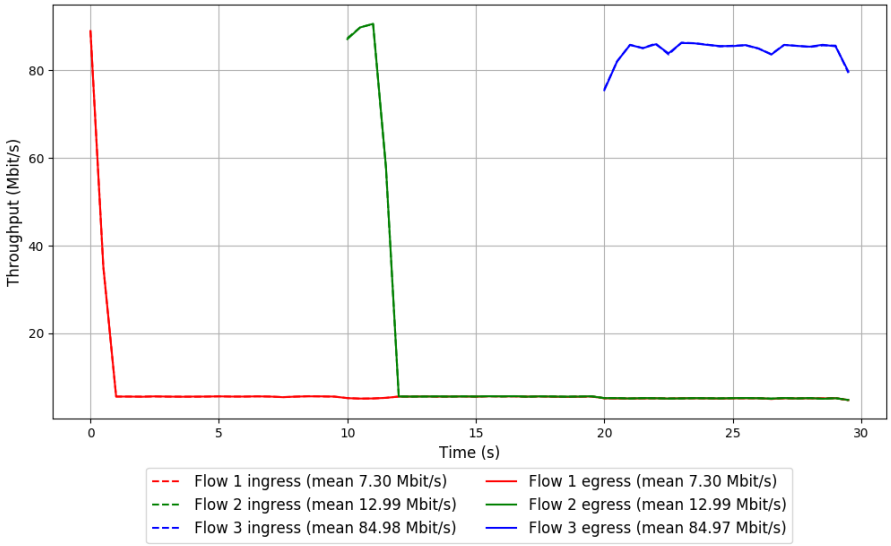

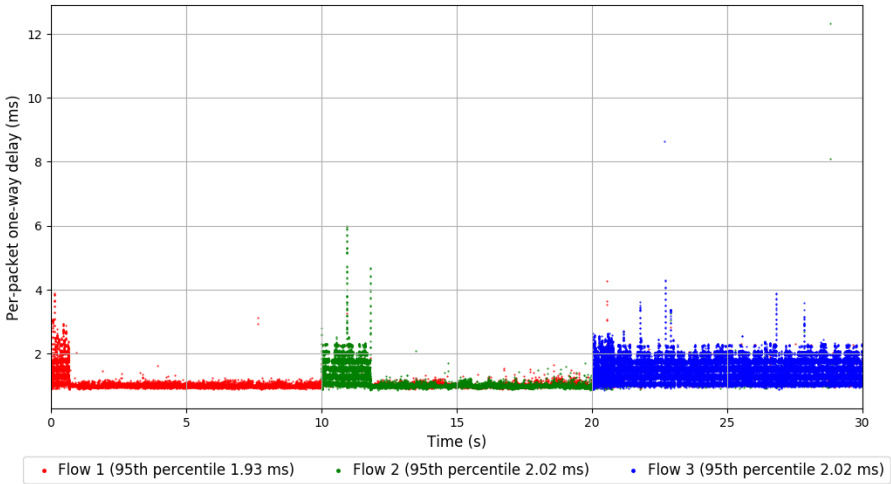

```
Run 7: Statistics of KohoCC

Start at: Sun, 09 Jul 2017 21:44:46 +0000
End at: Sun, 09 Jul 2017 21:45:16 +0000
Local clock offset: -1.088 ms
Remote clock offset: 0.232 ms

# Below is generated by plot.py at Mon, 10 Jul 2017 02:14:16 +0000
# Datalink statistics
-- Total of 3 flows:
Average throughput: 11.04 Mbit/s
95th percentile per-packet one-way delay: 15.654 ms
Loss rate: 0.01%
-- Flow 1:
Average throughput: 5.60 Mbit/s
95th percentile per-packet one-way delay: 1.156 ms
Loss rate: 0.00%
-- Flow 2:
Average throughput: 5.33 Mbit/s
95th percentile per-packet one-way delay: 18.462 ms
Loss rate: 0.02%
-- Flow 3:
Average throughput: 5.72 Mbit/s
95th percentile per-packet one-way delay: 1.132 ms
Loss rate: 0.00%
```

Run 7: Report of KohoCC — Data Link

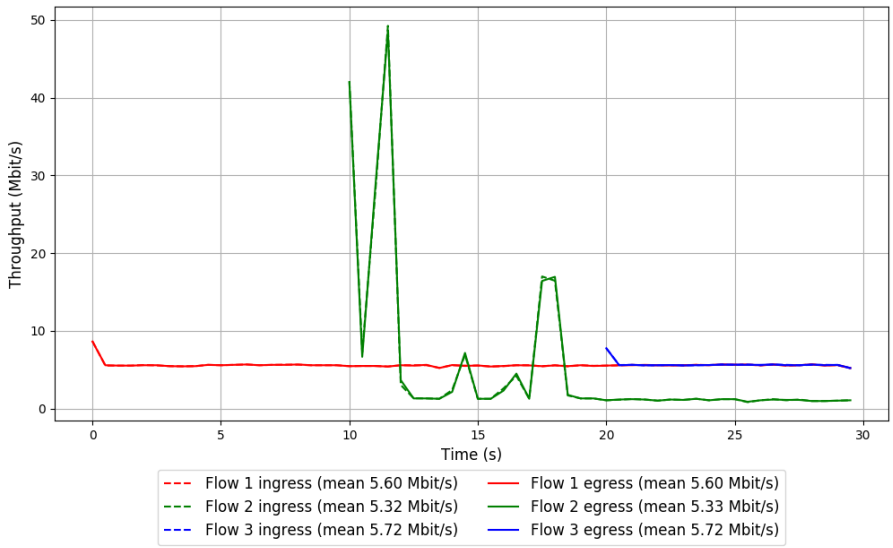

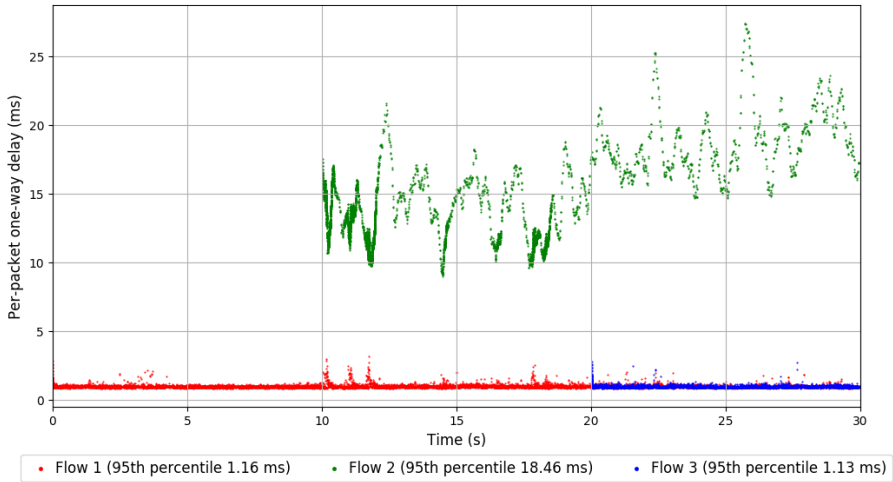

```
Run 8: Statistics of KohoCC

Start at: Sun, 09 Jul 2017 22:01:46 +0000
End at: Sun, 09 Jul 2017 22:02:16 +0000
Local clock offset: -1.031 ms
Remote clock offset: 0.176 ms

# Below is generated by plot.py at Mon, 10 Jul 2017 02:14:20 +0000
# Datalink statistics
-- Total of 3 flows:
Average throughput: 19.05 Mbit/s
95th percentile per-packet one-way delay: 19.465 ms
Loss rate: 0.01%
-- Flow 1:
Average throughput: 7.72 Mbit/s
95th percentile per-packet one-way delay: 19.487 ms
Loss rate: 0.01%
-- Flow 2:
Average throughput: 14.04 Mbit/s
95th percentile per-packet one-way delay: 19.646 ms
Loss rate: 0.01%
-- Flow 3:
Average throughput: 6.02 Mbit/s
95th percentile per-packet one-way delay: 3.460 ms
Loss rate: 0.00%
```

Run 8: Report of KohoCC — Data Link

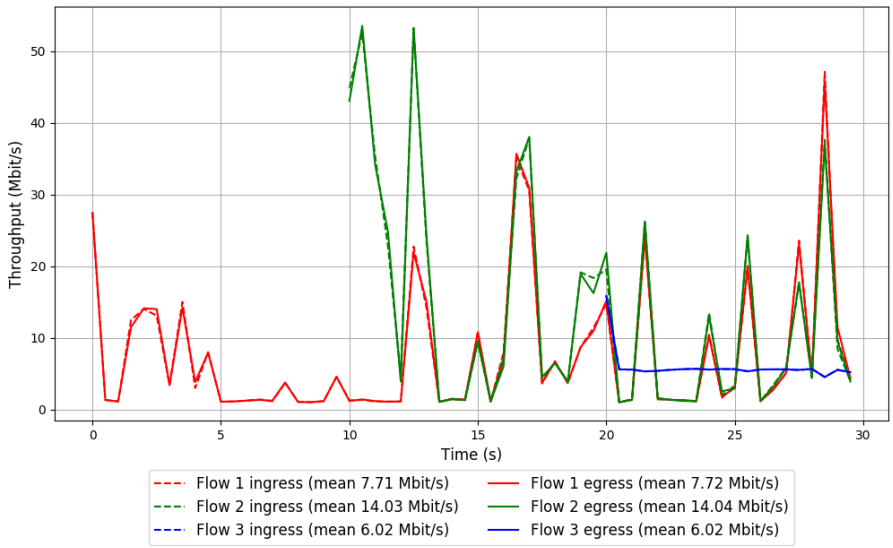

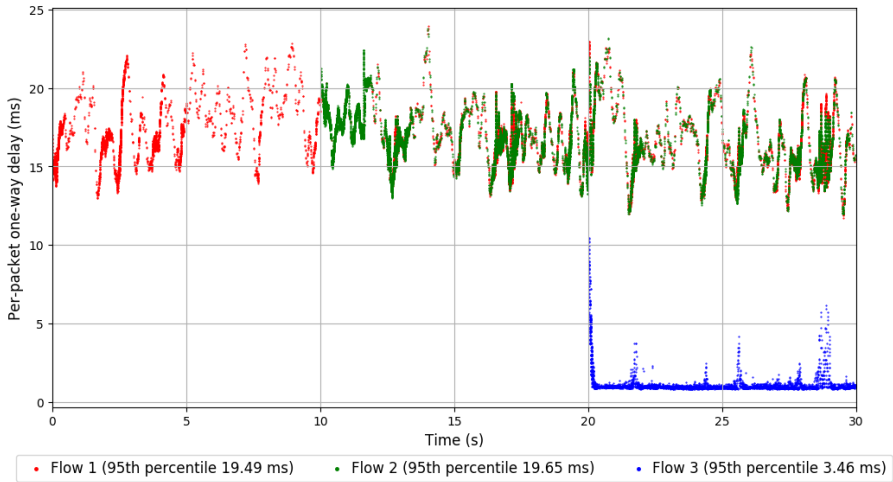

```
Run 9: Statistics of KohoCC

Start at: Sun, 09 Jul 2017 22:18:51 +0000
End at: Sun, 09 Jul 2017 22:19:21 +0000
Local clock offset: -1.345 ms
Remote clock offset: 0.13 ms

# Below is generated by plot.py at Mon, 10 Jul 2017 02:14:20 +0000
# Datalink statistics
-- Total of 3 flows:
Average throughput: 11.36 Mbit/s
95th percentile per-packet one-way delay: 0.832 ms
Loss rate: 0.00%
-- Flow 1:
Average throughput: 5.66 Mbit/s
95th percentile per-packet one-way delay: 0.822 ms
Loss rate: 0.00%
-- Flow 2:
Average throughput: 5.69 Mbit/s
95th percentile per-packet one-way delay: 0.851 ms
Loss rate: 0.00%
-- Flow 3:
Average throughput: 5.77 Mbit/s
95th percentile per-packet one-way delay: 0.831 ms
Loss rate: 0.00%
```

Run 9: Report of KohoCC — Data Link

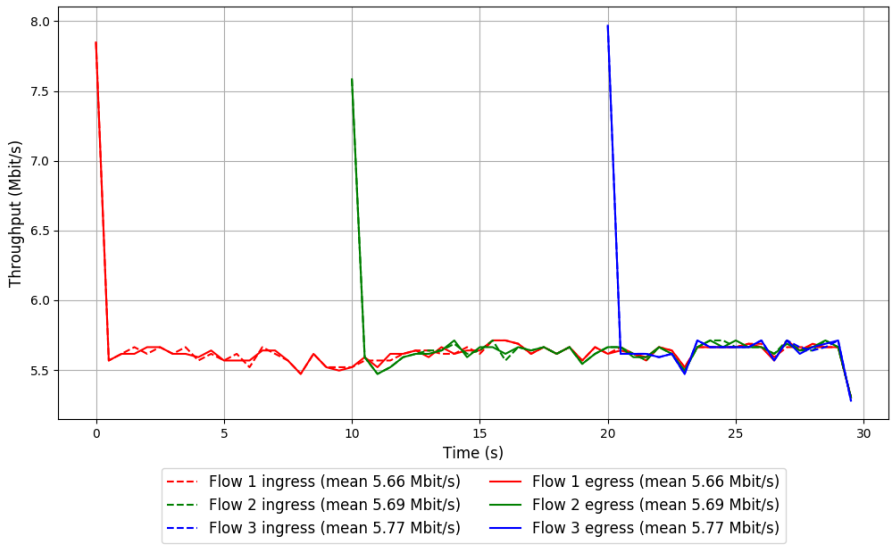

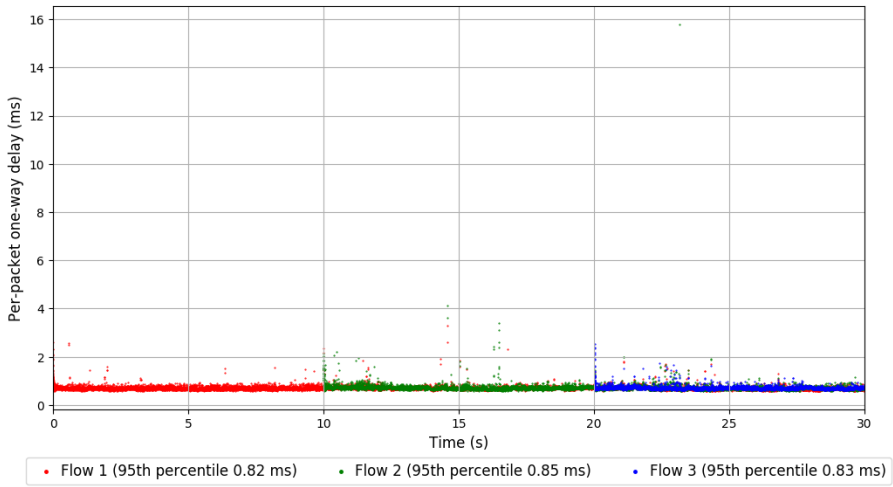

```
Run 10: Statistics of KohoCC

Start at: Sun, 09 Jul 2017 22:35:51 +0000
End at: Sun, 09 Jul 2017 22:36:21 +0000
Local clock offset: -1.393 ms
Remote clock offset: 0.041 ms

# Below is generated by plot.py at Mon, 10 Jul 2017 02:14:21 +0000
# Datalink statistics
-- Total of 3 flows:
Average throughput: 11.23 Mbit/s
95th percentile per-packet one-way delay: 0.909 ms
Loss rate: 0.00%
-- Flow 1:
Average throughput: 5.58 Mbit/s
95th percentile per-packet one-way delay: 0.910 ms
Loss rate: 0.00%
-- Flow 2:
Average throughput: 5.60 Mbit/s
95th percentile per-packet one-way delay: 0.903 ms
Loss rate: 0.00%
-- Flow 3:
Average throughput: 5.80 Mbit/s
95th percentile per-packet one-way delay: 0.922 ms
Loss rate: 0.00%
```

Run 10: Report of KohoCC — Data Link

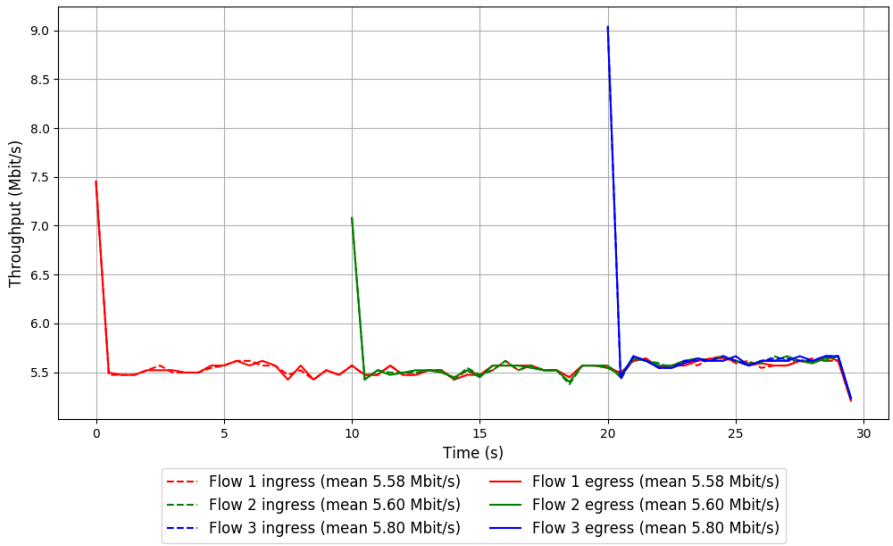

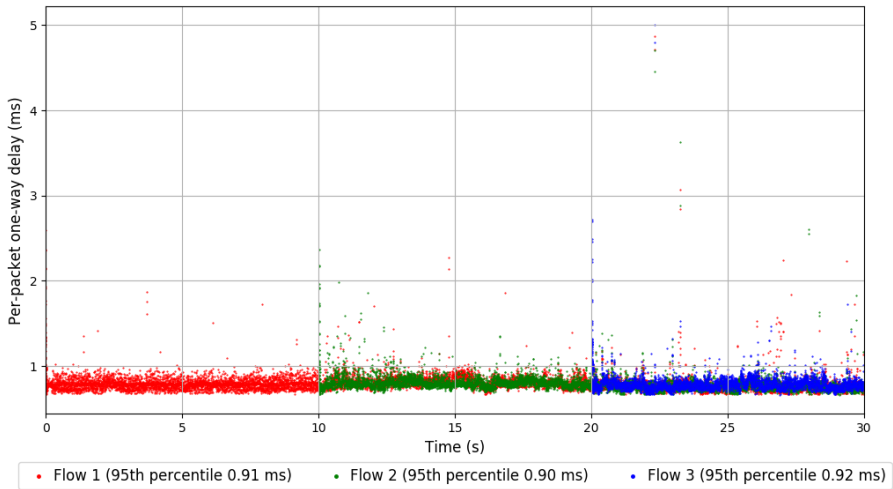

```
Run 1: Statistics of LEDBAT

Start at: Sun, 09 Jul 2017 20:09:34 +0000
End at: Sun, 09 Jul 2017 20:10:04 +0000
Local clock offset: -0.327 ms
Remote clock offset: 0.16 ms

# Below is generated by plot.py at Mon, 10 Jul 2017 02:14:30 +0000
# Datalink statistics
-- Total of 3 flows:
Average throughput: 76.97 Mbit/s
95th percentile per-packet one-way delay: 39.828 ms
Loss rate: 1.34%
-- Flow 1:
Average throughput: 47.35 Mbit/s
95th percentile per-packet one-way delay: 39.783 ms
Loss rate: 1.08%
-- Flow 2:
Average throughput: 35.05 Mbit/s
95th percentile per-packet one-way delay: 39.851 ms
Loss rate: 1.55%
-- Flow 3:
Average throughput: 20.59 Mbit/s
95th percentile per-packet one-way delay: 40.047 ms
Loss rate: 2.42%
```

Run 1: Report of LEDBAT — Data Link

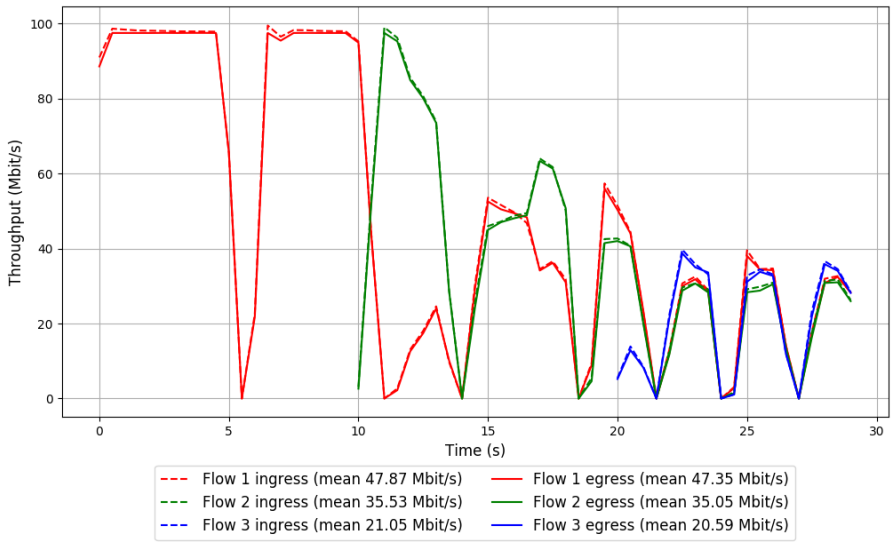

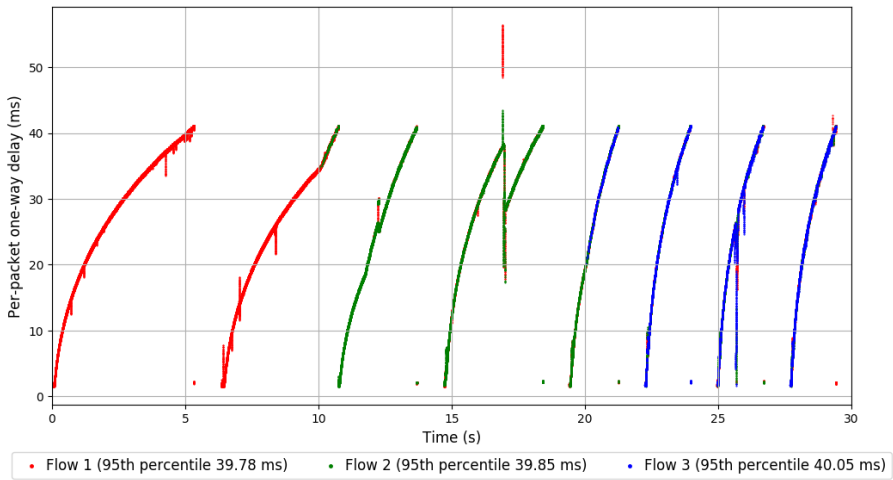

```
Run 2: Statistics of LEDBAT

Start at: Sun, 09 Jul 2017 20:26:41 +0000
End at: Sun, 09 Jul 2017 20:27:11 +0000
Local clock offset: -0.567 ms
Remote clock offset: 0.291 ms

# Below is generated by plot.py at Mon, 10 Jul 2017 02:14:32 +0000
# Datalink statistics
-- Total of 3 flows:
Average throughput: 73.41 Mbit/s
95th percentile per-packet one-way delay: 39.647 ms
Loss rate: 1.41%
-- Flow 1:
Average throughput: 49.43 Mbit/s
95th percentile per-packet one-way delay: 39.598 ms
Loss rate: 1.13%
-- Flow 2:
Average throughput: 27.70 Mbit/s
95th percentile per-packet one-way delay: 39.847 ms
Loss rate: 1.78%
-- Flow 3:
Average throughput: 18.65 Mbit/s
95th percentile per-packet one-way delay: 40.035 ms
Loss rate: 2.53%
```

Run 2: Report of LEDBAT — Data Link

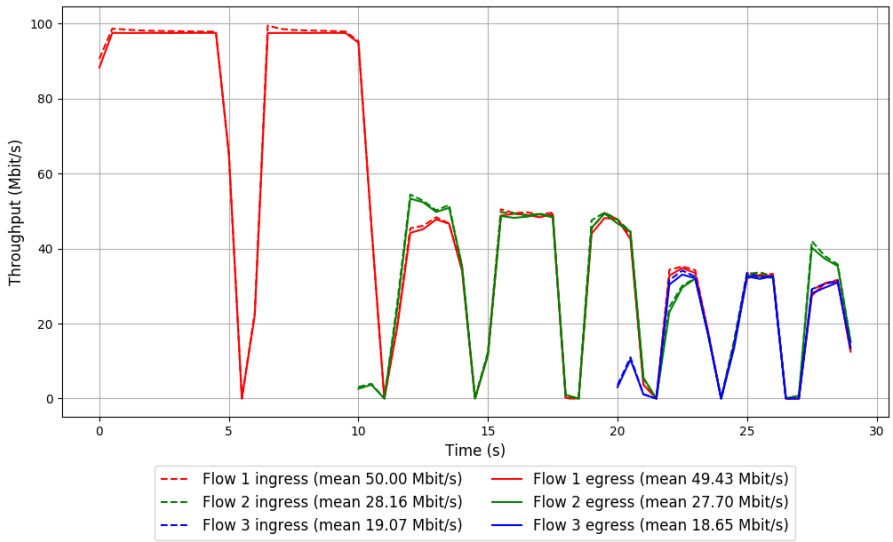

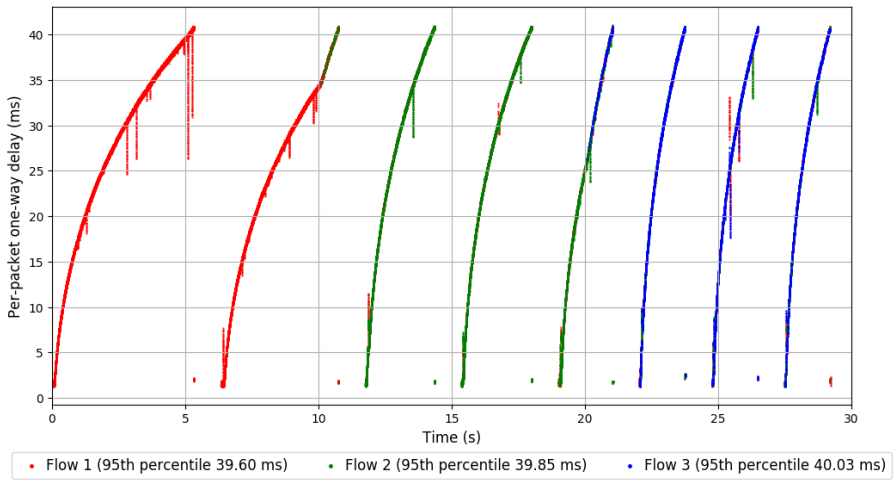

```
Run 3: Statistics of LEDBAT

Start at: Sun, 09 Jul 2017 20:43:54 +0000
End at: Sun, 09 Jul 2017 20:44:24 +0000
Local clock offset: -0.744 ms
Remote clock offset: 0.278 ms

# Below is generated by plot.py at Mon, 10 Jul 2017 02:14:41 +0000
# Datalink statistics
-- Total of 3 flows:
Average throughput: 79.57 Mbit/s
95th percentile per-packet one-way delay: 37.886 ms
Loss rate: 0.91%
-- Flow 1:
Average throughput: 41.25 Mbit/s
95th percentile per-packet one-way delay: 35.491 ms
Loss rate: 0.56%
-- Flow 2:
Average throughput: 42.53 Mbit/s
95th percentile per-packet one-way delay: 38.753 ms
Loss rate: 1.21%
-- Flow 3:
Average throughput: 30.15 Mbit/s
95th percentile per-packet one-way delay: 38.869 ms
Loss rate: 1.48%
```

Run 3: Report of LEDBAT — Data Link

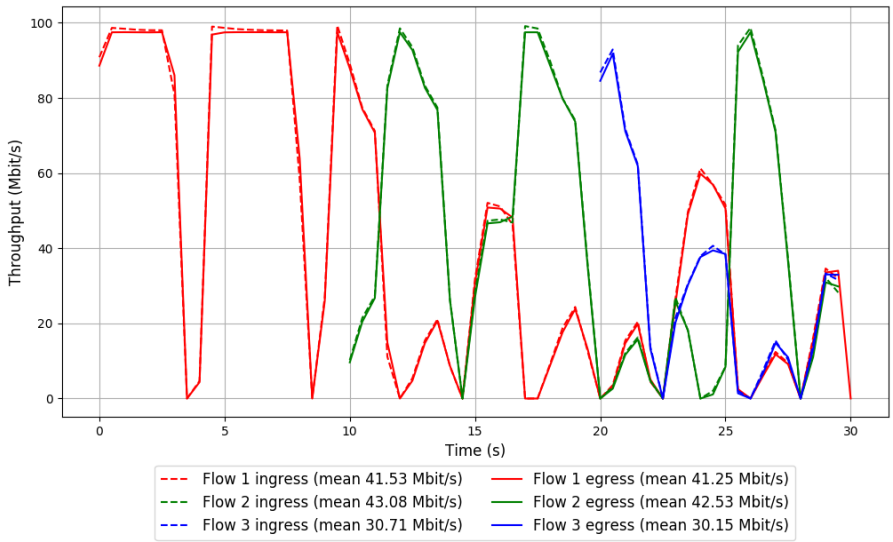

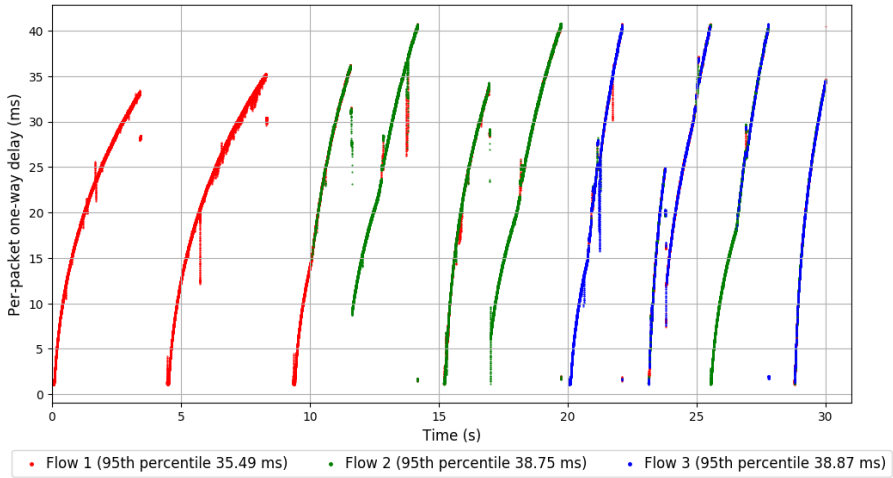

```
Run 4: Statistics of LEDBAT

Start at: Sun, 09 Jul 2017 21:01:27 +0000
End at: Sun, 09 Jul 2017 21:01:57 +0000
Local clock offset: -0.828 ms
Remote clock offset: 0.24 ms

# Below is generated by plot.py at Mon, 10 Jul 2017 02:14:43 +0000
# Datalink statistics
-- Total of 3 flows:
Average throughput: 74.12 Mbit/s
95th percentile per-packet one-way delay: 39.351 ms
Loss rate: 1.36%
-- Flow 1:
Average throughput: 46.11 Mbit/s
95th percentile per-packet one-way delay: 39.334 ms
Loss rate: 1.20%
-- Flow 2:
Average throughput: 33.24 Mbit/s
95th percentile per-packet one-way delay: 39.352 ms
Loss rate: 1.47%
-- Flow 3:
Average throughput: 17.96 Mbit/s
95th percentile per-packet one-way delay: 39.585 ms
Loss rate: 2.15%
```

Run 4: Report of LEDBAT — Data Link

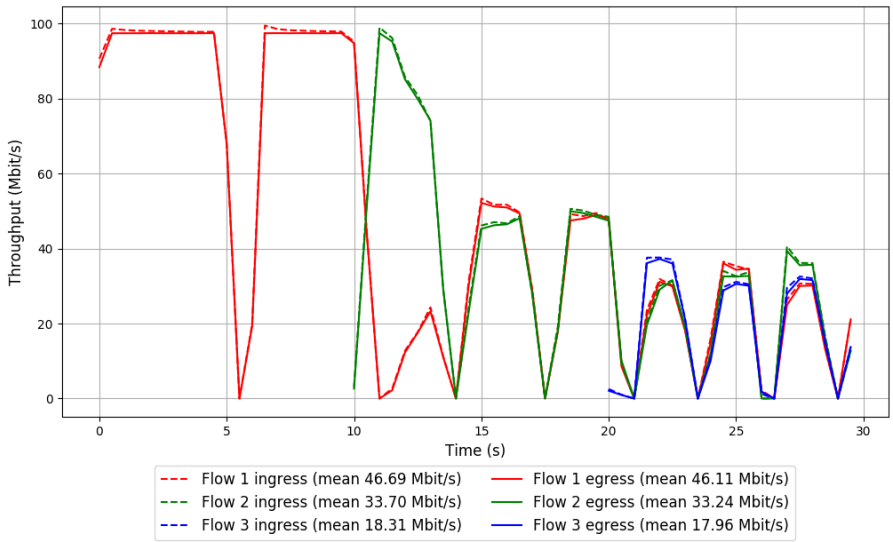

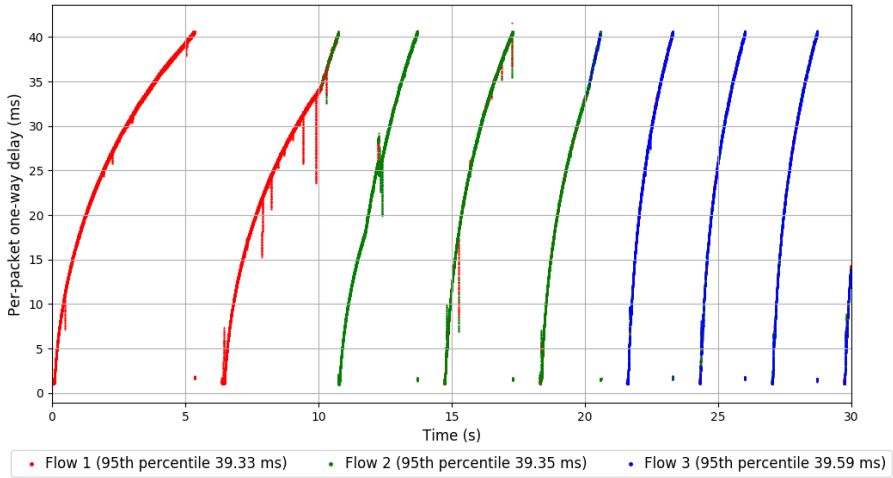

```
Run 5: Statistics of LEDBAT

Start at: Sun, 09 Jul 2017 21:18:41 +0000
End at: Sun, 09 Jul 2017 21:19:11 +0000
Local clock offset: -0.983 ms
Remote clock offset: 0.212 ms

# Below is generated by plot.py at Mon, 10 Jul 2017 02:14:54 +0000
# Datalink statistics
-- Total of 3 flows:
Average throughput: 82.69 Mbit/s
95th percentile per-packet one-way delay: 38.917 ms
Loss rate: 1.01%
-- Flow 1:
Average throughput: 45.09 Mbit/s
95th percentile per-packet one-way delay: 39.209 ms
Loss rate: 1.04%
-- Flow 2:
Average throughput: 36.01 Mbit/s
95th percentile per-packet one-way delay: 38.994 ms
Loss rate: 1.27%
-- Flow 3:
Average throughput: 41.15 Mbit/s
95th percentile per-packet one-way delay: 35.766 ms
Loss rate: 0.44%
```

Run 5: Report of LEDBAT — Data Link

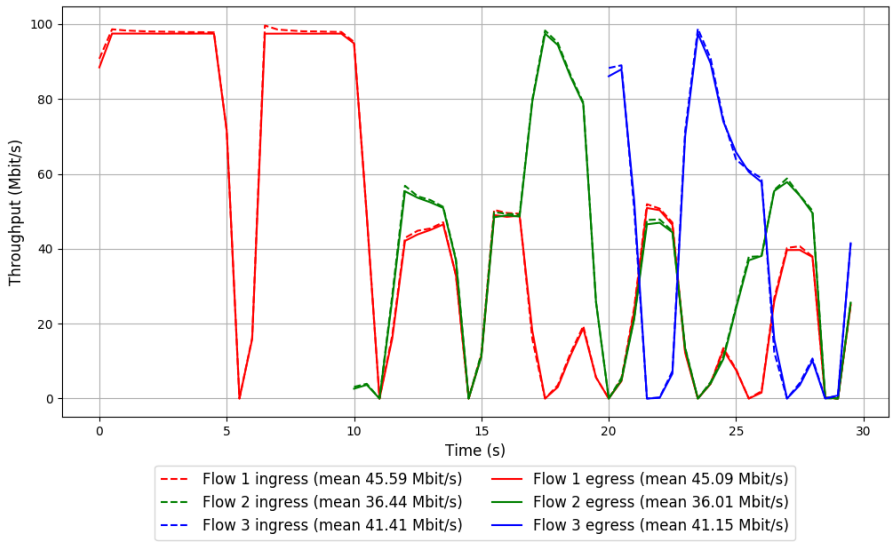

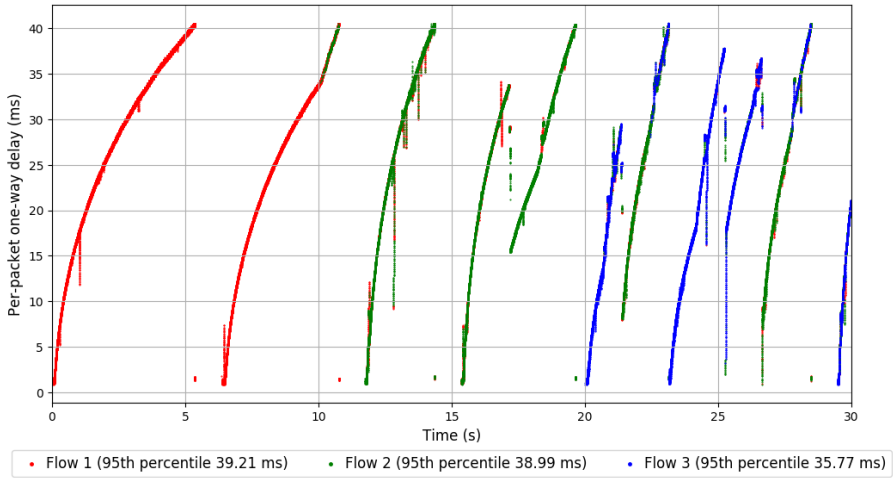

```
Run 6: Statistics of LEDBAT

Start at: Sun, 09 Jul 2017 21:35:48 +0000
End at: Sun, 09 Jul 2017 21:36:18 +0000
Local clock offset: -0.974 ms
Remote clock offset: 0.265 ms

# Below is generated by plot.py at Mon, 10 Jul 2017 02:14:54 +0000
# Datalink statistics
-- Total of 3 flows:
Average throughput: 77.27 Mbit/s
95th percentile per-packet one-way delay: 39.217 ms
Loss rate: 1.32%
-- Flow 1:
Average throughput: 45.33 Mbit/s
95th percentile per-packet one-way delay: 39.214 ms
Loss rate: 1.16%
-- Flow 2:
Average throughput: 32.04 Mbit/s
95th percentile per-packet one-way delay: 39.284 ms
Loss rate: 1.48%
-- Flow 3:
Average throughput: 32.23 Mbit/s
95th percentile per-packet one-way delay: 38.968 ms
Loss rate: 1.69%
```

Run 6: Report of LEDBAT — Data Link

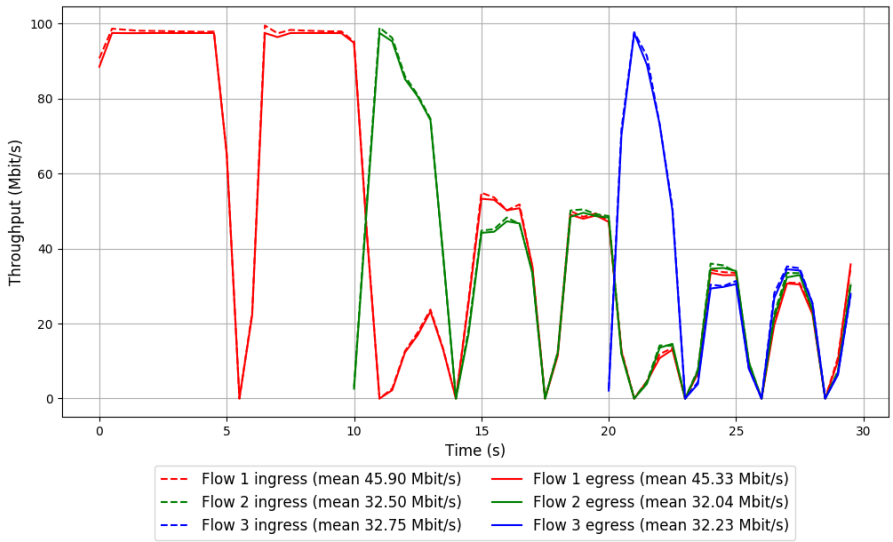

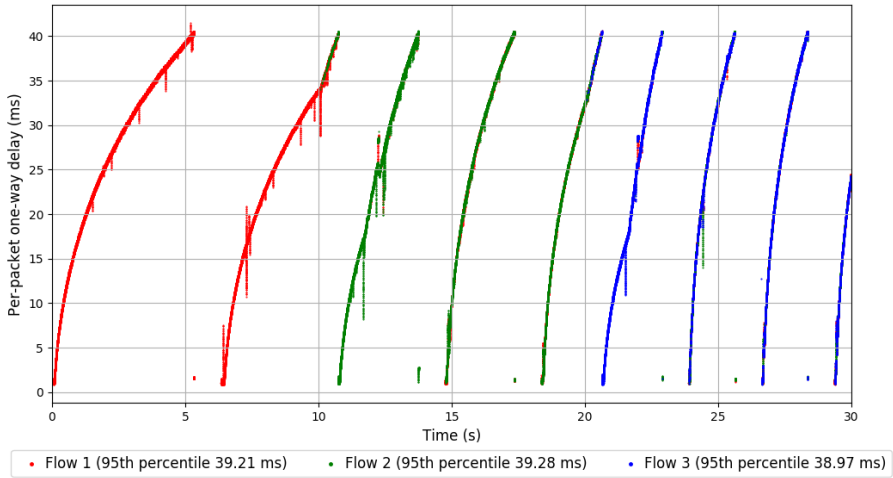

```
Run 7: Statistics of LEDBAT

Start at: Sun, 09 Jul 2017 21:52:42 +0000
End at: Sun, 09 Jul 2017 21:53:12 +0000
Local clock offset: -0.962 ms
Remote clock offset: 0.226 ms

# Below is generated by plot.py at Mon, 10 Jul 2017 02:15:04 +0000
# Datalink statistics
-- Total of 3 flows:
Average throughput: 80.56 Mbit/s
95th percentile per-packet one-way delay: 39.205 ms
Loss rate: 1.25%
-- Flow 1:
Average throughput: 44.67 Mbit/s
95th percentile per-packet one-way delay: 39.261 ms
Loss rate: 1.09%
-- Flow 2:
Average throughput: 38.87 Mbit/s
95th percentile per-packet one-way delay: 39.034 ms
Loss rate: 1.40%
-- Flow 3:
Average throughput: 30.62 Mbit/s
95th percentile per-packet one-way delay: 38.968 ms
Loss rate: 1.62%
```

Run 7: Report of LEDBAT — Data Link

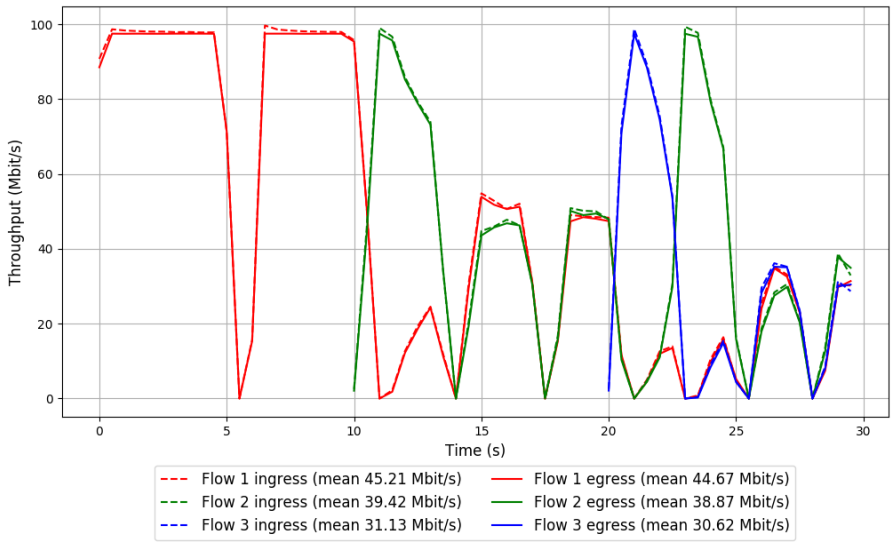

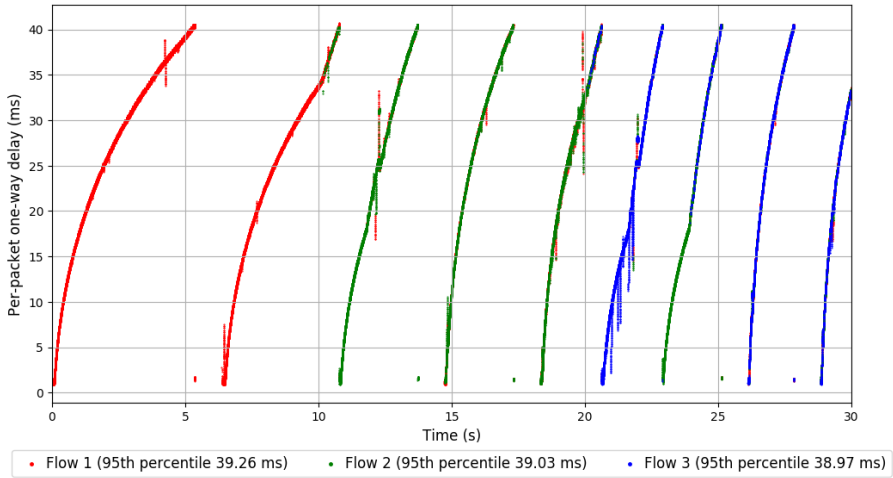

```
Run 8: Statistics of LEDBAT

Start at: Sun, 09 Jul 2017 22:09:50 +0000
End at: Sun, 09 Jul 2017 22:10:20 +0000
Local clock offset: -1.174 ms
Remote clock offset: 0.157 ms

# Below is generated by plot.py at Mon, 10 Jul 2017 02:15:06 +0000
# Datalink statistics
-- Total of 3 flows:
Average throughput: 80.56 Mbit/s
95th percentile per-packet one-way delay: 38.798 ms
Loss rate: 1.17%
-- Flow 1:
Average throughput: 40.99 Mbit/s
95th percentile per-packet one-way delay: 39.013 ms
Loss rate: 1.11%
-- Flow 2:
Average throughput: 48.38 Mbit/s
95th percentile per-packet one-way delay: 38.125 ms
Loss rate: 1.07%
-- Flow 3:
Average throughput: 22.77 Mbit/s
95th percentile per-packet one-way delay: 39.106 ms
Loss rate: 1.98%
```

Run 8: Report of LEDBAT — Data Link

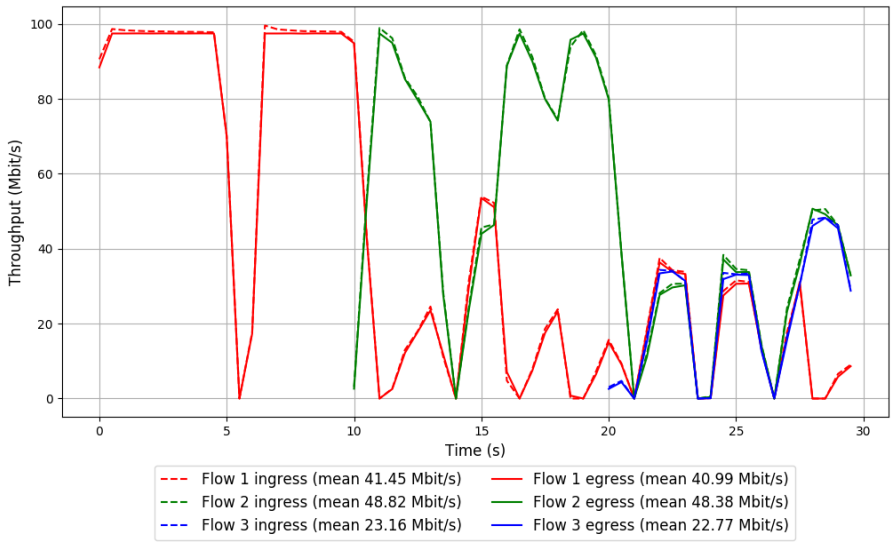

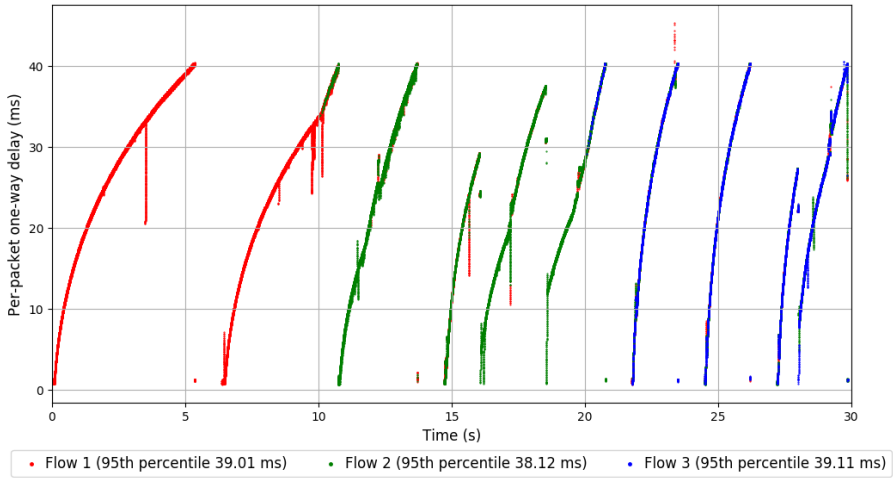

```
Run 9: Statistics of LEDBAT

Start at: Sun, 09 Jul 2017 22:26:49 +0000
End at: Sun, 09 Jul 2017 22:27:19 +0000
Local clock offset: -1.329 ms
Remote clock offset: 0.101 ms

# Below is generated by plot.py at Mon, 10 Jul 2017 02:15:13 +0000
# Datalink statistics
-- Total of 3 flows:
Average throughput: 77.30 Mbit/s
95th percentile per-packet one-way delay: 39.005 ms
Loss rate: 1.31%
-- Flow 1:
Average throughput: 45.25 Mbit/s
95th percentile per-packet one-way delay: 39.026 ms
Loss rate: 1.16%
-- Flow 2:
Average throughput: 31.98 Mbit/s
95th percentile per-packet one-way delay: 39.025 ms
Loss rate: 1.43%
-- Flow 3:
Average throughput: 32.70 Mbit/s
95th percentile per-packet one-way delay: 38.757 ms
Loss rate: 1.66%
```

Run 9: Report of LEDBAT — Data Link

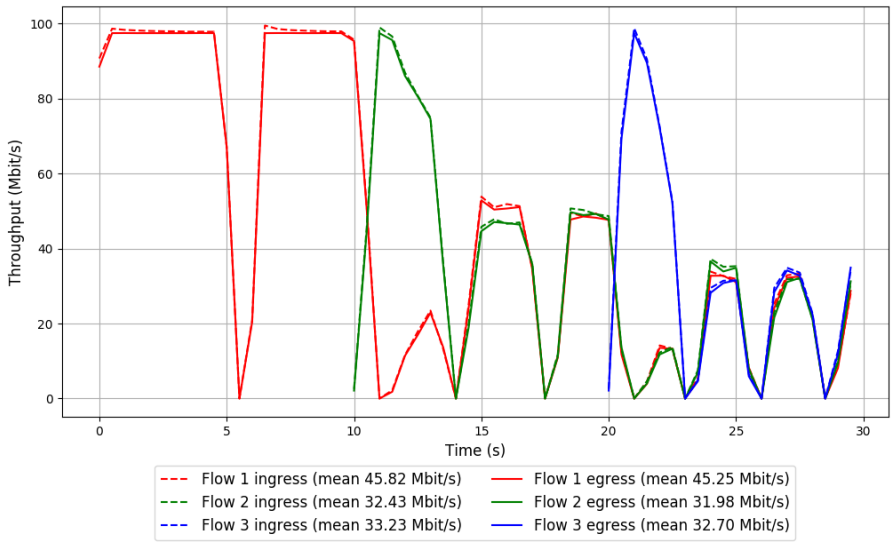

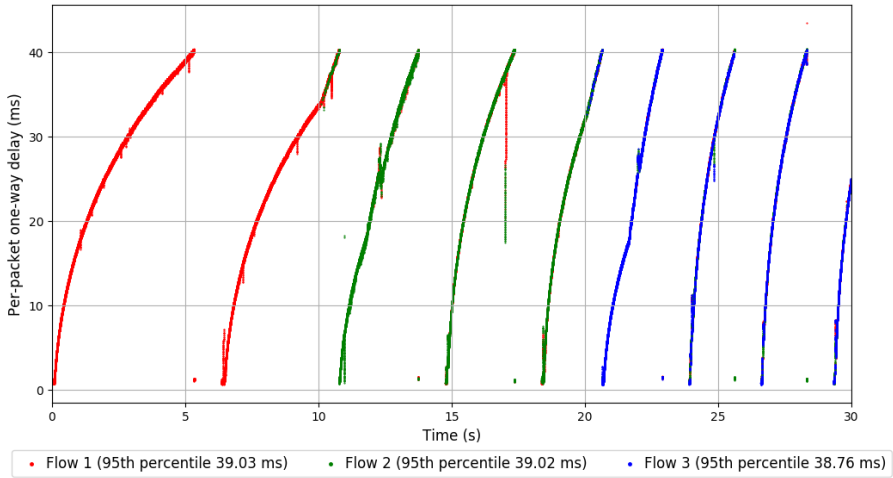

```
Run 10: Statistics of LEDBAT

Start at: Sun, 09 Jul 2017 22:43:54 +0000
End at: Sun, 09 Jul 2017 22:44:24 +0000
Local clock offset: -1.542 ms
Remote clock offset: -0.082 ms

# Below is generated by plot.py at Mon, 10 Jul 2017 02:15:17 +0000
# Datalink statistics
-- Total of 3 flows:
Average throughput: 74.53 Mbit/s
95th percentile per-packet one-way delay: 38.708 ms
Loss rate: 1.12%
-- Flow 1:
Average throughput: 42.33 Mbit/s
95th percentile per-packet one-way delay: 38.735 ms
Loss rate: 0.87%
-- Flow 2:
Average throughput: 31.84 Mbit/s
95th percentile per-packet one-way delay: 38.726 ms
Loss rate: 1.37%
-- Flow 3:
Average throughput: 33.08 Mbit/s
95th percentile per-packet one-way delay: 38.589 ms
Loss rate: 1.58%
```

Run 10: Report of LEDBAT — Data Link

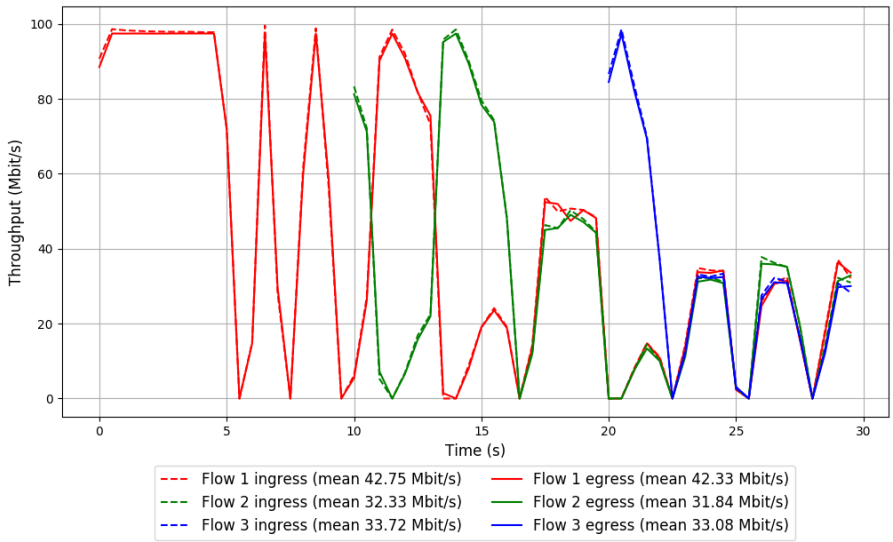

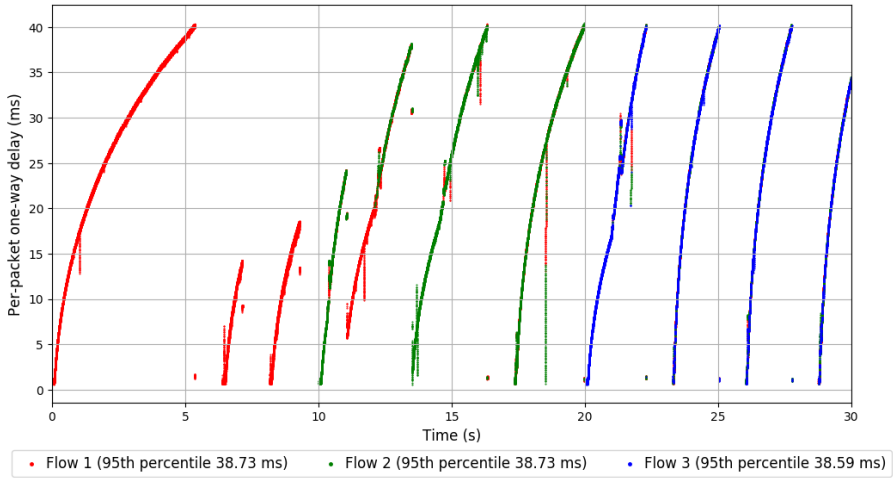

```
Run 1: Statistics of PCC

Start at: Sun, 09 Jul 2017 19:58:10 +0000
End at: Sun, 09 Jul 2017 19:58:40 +0000
Local clock offset: -0.275 ms
Remote clock offset: 0.226 ms

# Below is generated by plot.py at Mon, 10 Jul 2017 02:15:27 +0000
# Datalink statistics
-- Total of 3 flows:
Average throughput: 82.82 Mbit/s
95th percentile per-packet one-way delay: 5.039 ms
Loss rate: 0.00%
-- Flow 1:
Average throughput: 58.32 Mbit/s
95th percentile per-packet one-way delay: 4.365 ms
Loss rate: 0.00%
-- Flow 2:
Average throughput: 33.14 Mbit/s
95th percentile per-packet one-way delay: 5.764 ms
Loss rate: 0.00%
-- Flow 3:
Average throughput: 7.57 Mbit/s
95th percentile per-packet one-way delay: 6.644 ms
Loss rate: 0.00%
```

Run 1: Report of PCC — Data Link

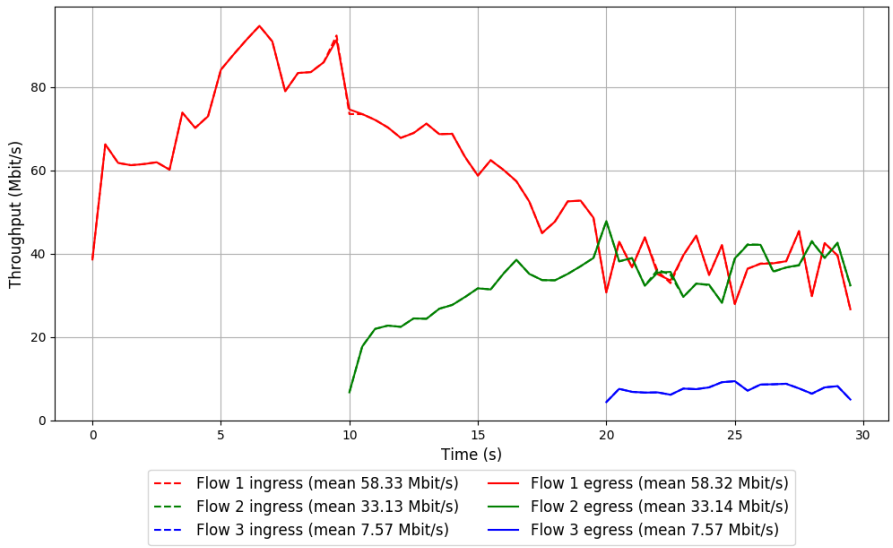

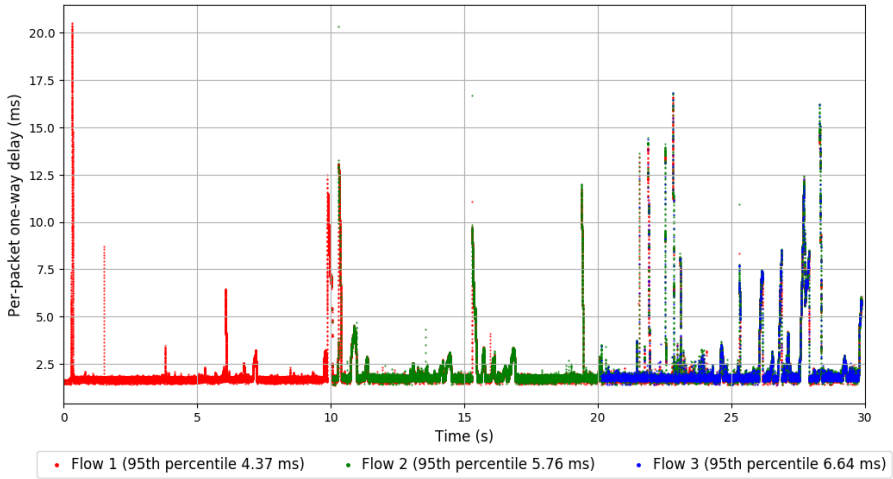

```
Run 2: Statistics of PCC

Start at: Sun, 09 Jul 2017 20:15:14 +0000
End at: Sun, 09 Jul 2017 20:15:44 +0000
Local clock offset: -0.395 ms
Remote clock offset: 0.237 ms

# Below is generated by plot.py at Mon, 10 Jul 2017 02:15:29 +0000
# Datalink statistics
-- Total of 3 flows:
Average throughput: 86.94 Mbit/s
95th percentile per-packet one-way delay: 17.460 ms
Loss rate: 0.16%
-- Flow 1:
Average throughput: 63.81 Mbit/s
95th percentile per-packet one-way delay: 11.127 ms
Loss rate: 0.10%
-- Flow 2:
Average throughput: 30.84 Mbit/s
95th percentile per-packet one-way delay: 33.764 ms
Loss rate: 0.31%
-- Flow 3:
Average throughput: 8.10 Mbit/s
95th percentile per-packet one-way delay: 36.663 ms
Loss rate: 0.54%
```

Run 2: Report of PCC — Data Link

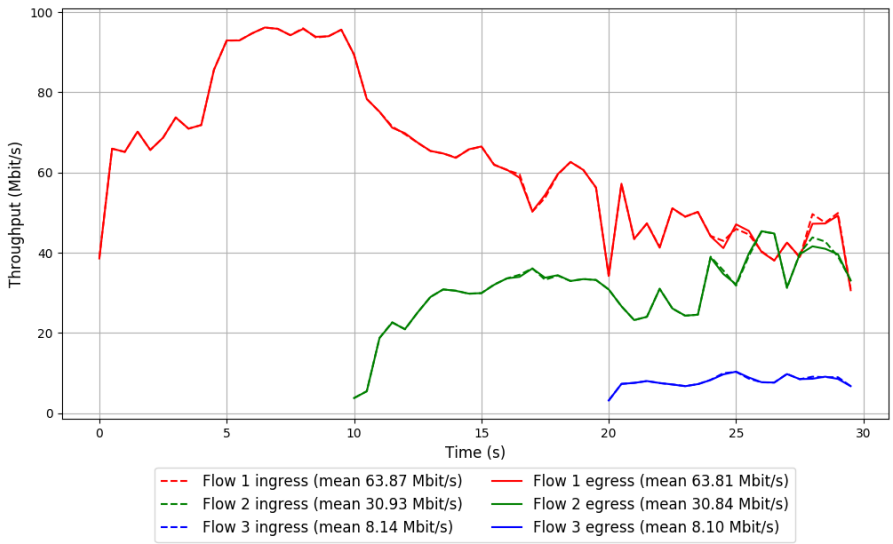

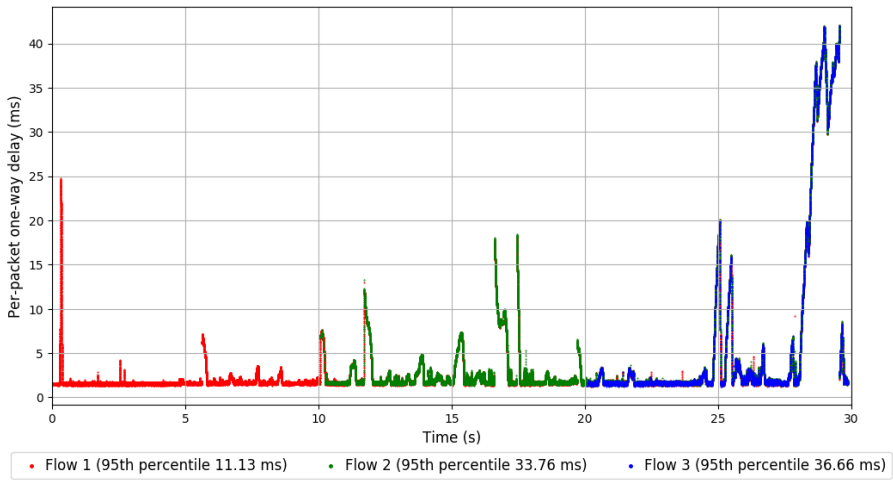

```
Run 3: Statistics of PCC

Start at: Sun, 09 Jul 2017 20:32:20 +0000
End at: Sun, 09 Jul 2017 20:32:50 +0000
Local clock offset: -0.559 ms
Remote clock offset: 0.294 ms

# Below is generated by plot.py at Mon, 10 Jul 2017 02:15:41 +0000
# Datalink statistics
-- Total of 3 flows:
Average throughput: 88.19 Mbit/s
95th percentile per-packet one-way delay: 19.701 ms
Loss rate: 0.18%
-- Flow 1:
Average throughput: 67.20 Mbit/s
95th percentile per-packet one-way delay: 15.499 ms
Loss rate: 0.13%
-- Flow 2:
Average throughput: 22.39 Mbit/s
95th percentile per-packet one-way delay: 24.657 ms
Loss rate: 0.28%
-- Flow 3:
Average throughput: 18.78 Mbit/s
95th percentile per-packet one-way delay: 28.836 ms
Loss rate: 0.45%
```

Run 3: Report of PCC — Data Link

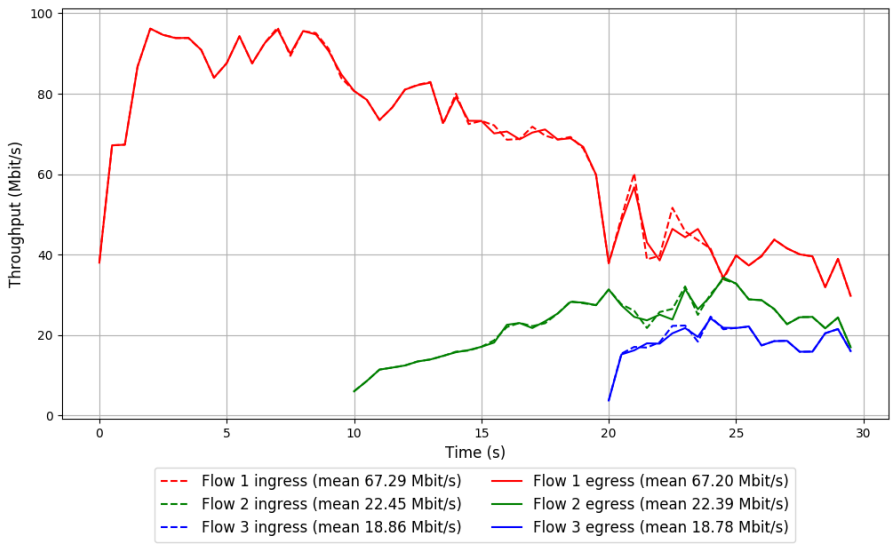

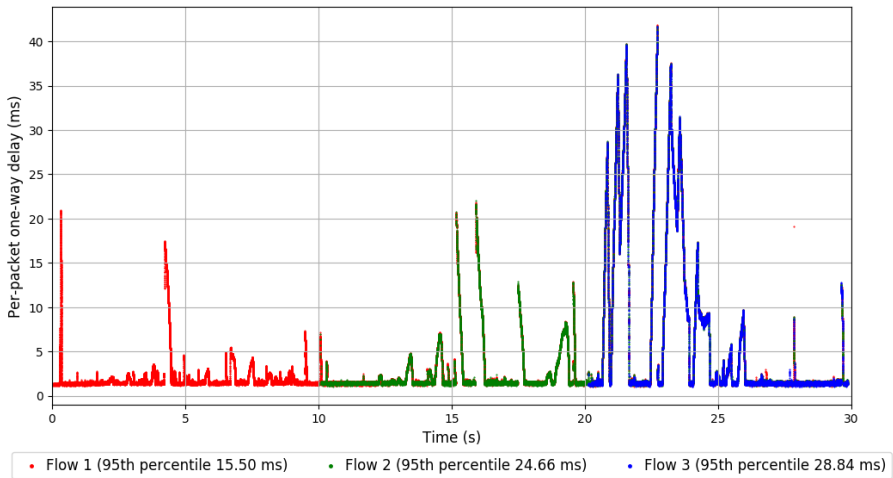

```
Run 4: Statistics of PCC

Start at: Sun, 09 Jul 2017 20:49:54 +0000
End at: Sun, 09 Jul 2017 20:50:24 +0000
Local clock offset: -0.72 ms
Remote clock offset: 0.302 ms

# Below is generated by plot.py at Mon, 10 Jul 2017 02:15:41 +0000
# Datalink statistics
-- Total of 3 flows:
Average throughput: 81.40 Mbit/s
95th percentile per-packet one-way delay: 8.751 ms
Loss rate: 0.00%
-- Flow 1:
Average throughput: 69.69 Mbit/s
95th percentile per-packet one-way delay: 8.645 ms
Loss rate: 0.00%
-- Flow 2:
Average throughput: 11.87 Mbit/s
95th percentile per-packet one-way delay: 8.373 ms
Loss rate: 0.00%
-- Flow 3:
Average throughput: 11.69 Mbit/s
95th percentile per-packet one-way delay: 12.740 ms
Loss rate: 0.00%
```

Run 4: Report of PCC — Data Link

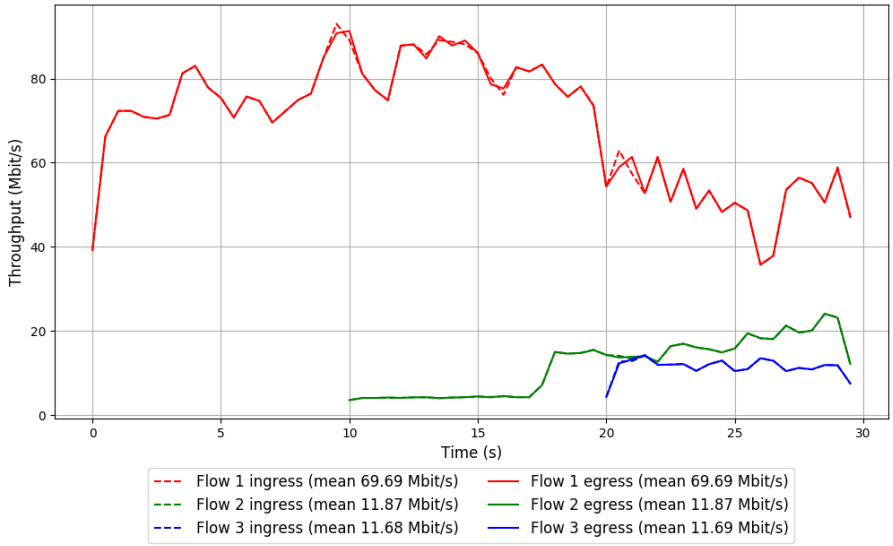

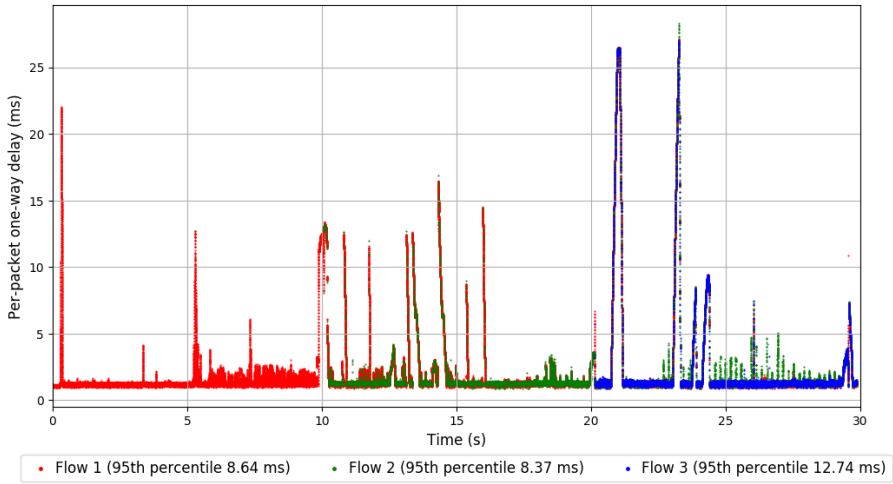

```
Run 5: Statistics of PCC

Start at: Sun, 09 Jul 2017 21:07:07 +0000
End at: Sun, 09 Jul 2017 21:07:37 +0000
Local clock offset: -0.847 ms
Remote clock offset: 0.28 ms

# Below is generated by plot.py at Mon, 10 Jul 2017 02:15:51 +0000
# Datalink statistics
-- Total of 3 flows:
Average throughput: 83.35 Mbit/s
95th percentile per-packet one-way delay: 26.134 ms
Loss rate: 0.07%
-- Flow 1:
Average throughput: 58.19 Mbit/s
95th percentile per-packet one-way delay: 24.238 ms
Loss rate: 0.07%
-- Flow 2:
Average throughput: 22.30 Mbit/s
95th percentile per-packet one-way delay: 28.954 ms
Loss rate: 0.06%
-- Flow 3:
Average throughput: 28.37 Mbit/s
95th percentile per-packet one-way delay: 27.146 ms
Loss rate: 0.08%
```

Run 5: Report of PCC — Data Link

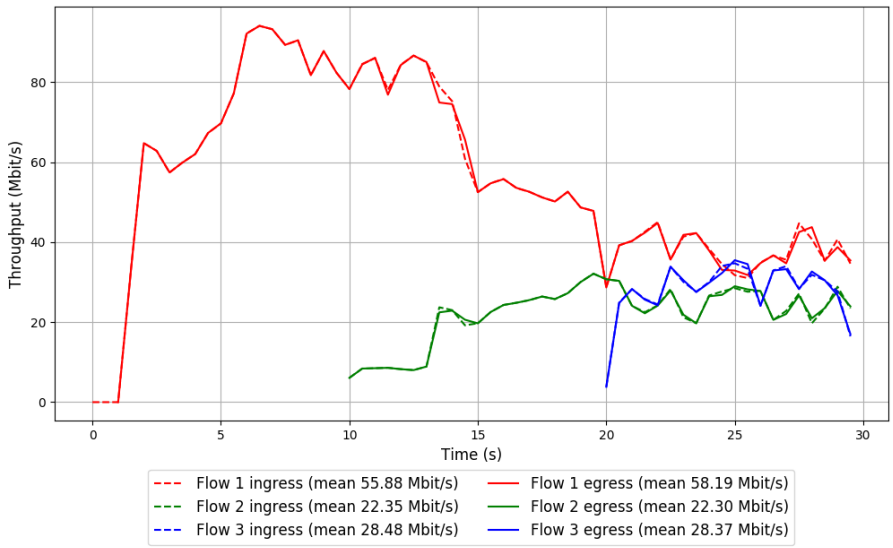

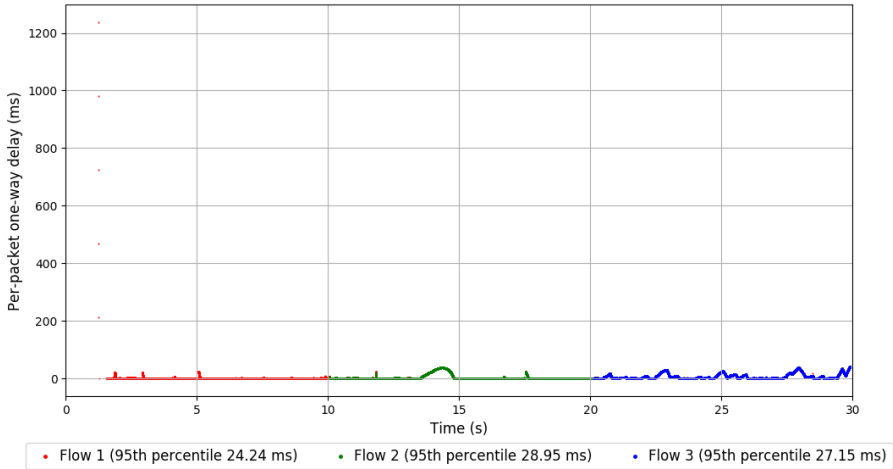

```
Run 6: Statistics of PCC

Start at: Sun, 09 Jul 2017 21:24:19 +0000
End at: Sun, 09 Jul 2017 21:24:49 +0000
Local clock offset: -0.919 ms
Remote clock offset: 0.232 ms

# Below is generated by plot.py at Mon, 10 Jul 2017 02:15:53 +0000
# Datalink statistics
-- Total of 3 flows:
Average throughput: 78.44 Mbit/s
95th percentile per-packet one-way delay: 12.998 ms
Loss rate: 0.00%
-- Flow 1:
Average throughput: 65.24 Mbit/s
95th percentile per-packet one-way delay: 10.086 ms
Loss rate: 0.00%
-- Flow 2:
Average throughput: 10.50 Mbit/s
95th percentile per-packet one-way delay: 18.911 ms
Loss rate: 0.00%
-- Flow 3:
Average throughput: 19.05 Mbit/s
95th percentile per-packet one-way delay: 23.491 ms
Loss rate: 0.00%
```

Run 6: Report of PCC — Data Link

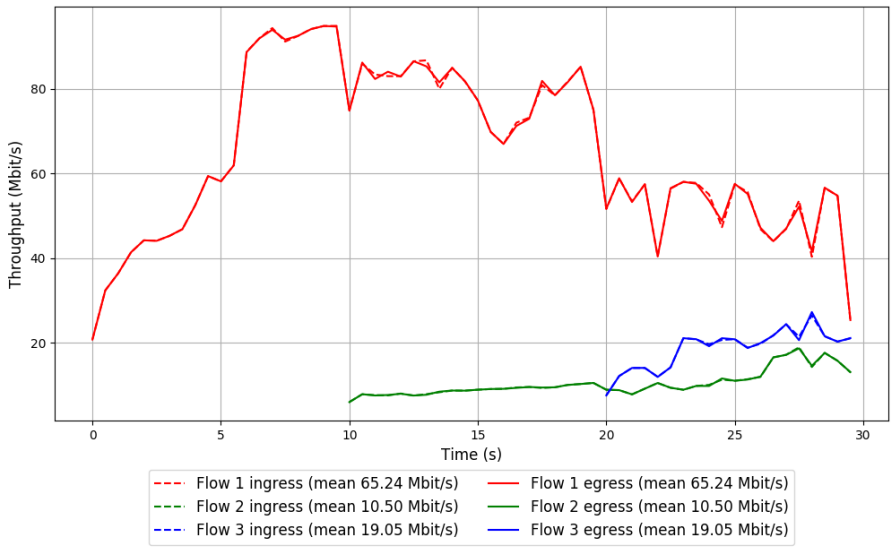

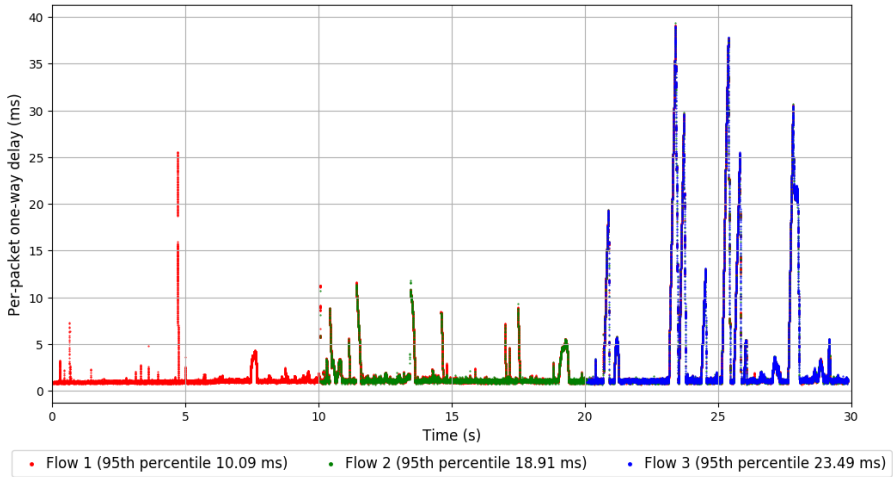

```
Run 7: Statistics of PCC

Start at: Sun, 09 Jul 2017 21:41:22 +0000
End at: Sun, 09 Jul 2017 21:41:52 +0000
Local clock offset: -0.981 ms
Remote clock offset: 0.2 ms

# Below is generated by plot.py at Mon, 10 Jul 2017 02:16:04 +0000
# Datalink statistics
-- Total of 3 flows:
Average throughput: 89.99 Mbit/s
95th percentile per-packet one-way delay: 30.895 ms
Loss rate: 0.31%
-- Flow 1:
Average throughput: 68.15 Mbit/s
95th percentile per-packet one-way delay: 29.931 ms
Loss rate: 0.29%
-- Flow 2:
Average throughput: 28.75 Mbit/s
95th percentile per-packet one-way delay: 33.902 ms
Loss rate: 0.36%
-- Flow 3:
Average throughput: 8.28 Mbit/s
95th percentile per-packet one-way delay: 35.552 ms
Loss rate: 0.61%
```

Run 7: Report of PCC — Data Link

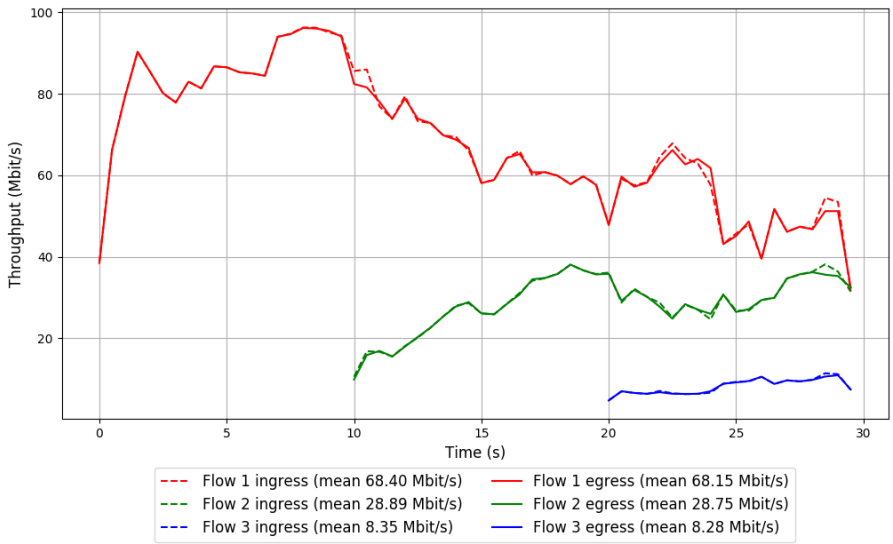

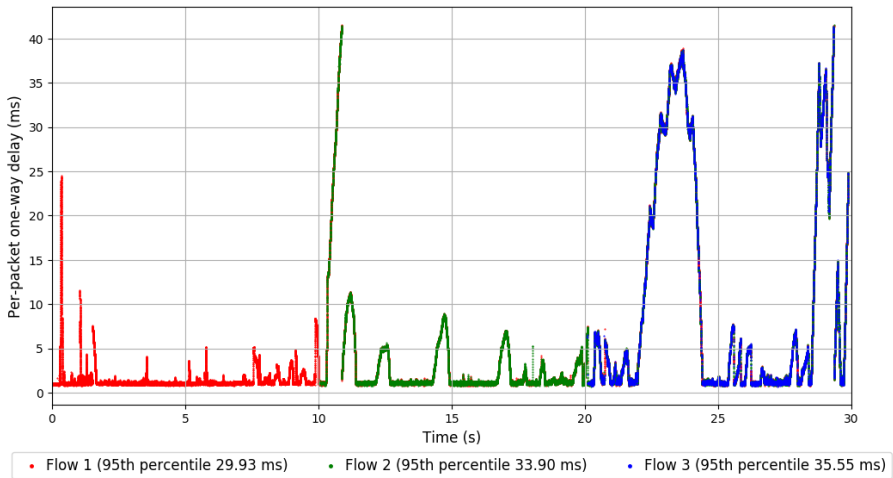

```
Run 8: Statistics of PCC

Start at: Sun, 09 Jul 2017 21:58:22 +0000
End at: Sun, 09 Jul 2017 21:58:52 +0000
Local clock offset: -1.003 ms
Remote clock offset: 0.121 ms

# Below is generated by plot.py at Mon, 10 Jul 2017 02:16:06 +0000
# Datalink statistics
-- Total of 3 flows:
Average throughput: 84.90 Mbit/s
95th percentile per-packet one-way delay: 12.532 ms
Loss rate: 0.00%
-- Flow 1:
Average throughput: 65.24 Mbit/s
95th percentile per-packet one-way delay: 13.478 ms
Loss rate: 0.00%
-- Flow 2:
Average throughput: 26.41 Mbit/s
95th percentile per-packet one-way delay: 4.482 ms
Loss rate: 0.00%
-- Flow 3:
Average throughput: 6.40 Mbit/s
95th percentile per-packet one-way delay: 2.903 ms
Loss rate: 0.00%
```

Run 8: Report of PCC — Data Link

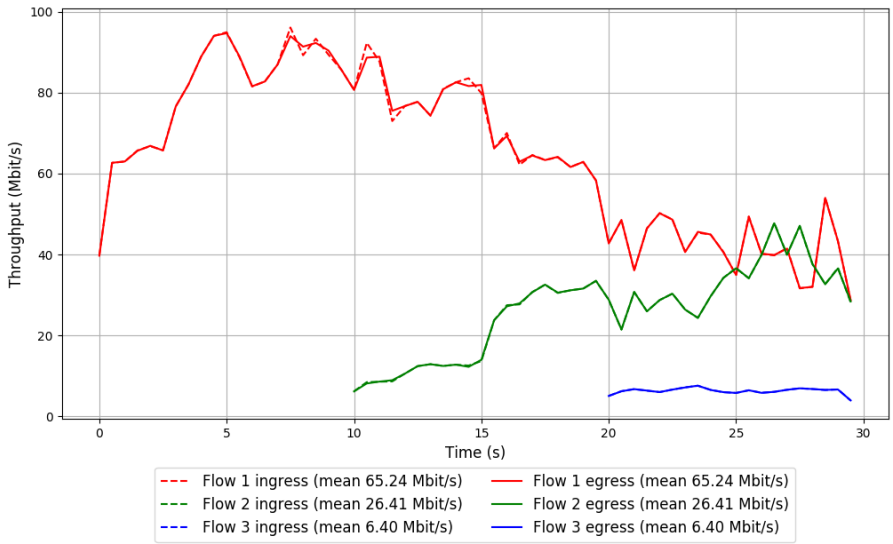

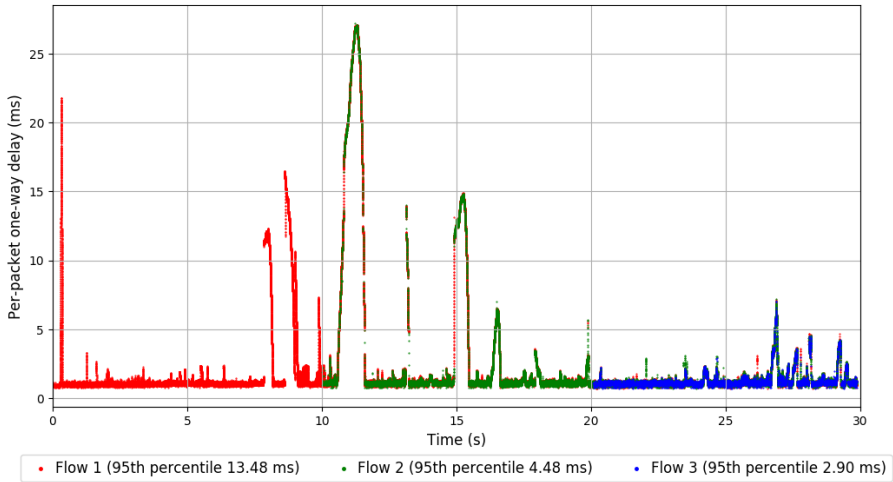

```
Run 9: Statistics of PCC

Start at: Sun, 09 Jul 2017 22:15:28 +0000
End at: Sun, 09 Jul 2017 22:15:58 +0000
Local clock offset: -1.265 ms
Remote clock offset: 0.135 ms

# Below is generated by plot.py at Mon, 10 Jul 2017 02:16:13 +0000
# Datalink statistics
-- Total of 3 flows:
Average throughput: 83.96 Mbit/s
95th percentile per-packet one-way delay: 4.436 ms
Loss rate: 0.00%
-- Flow 1:
Average throughput: 66.77 Mbit/s
95th percentile per-packet one-way delay: 4.532 ms
Loss rate: 0.00%
-- Flow 2:
Average throughput: 24.06 Mbit/s
95th percentile per-packet one-way delay: 4.278 ms
Loss rate: 0.00%
-- Flow 3:
Average throughput: 3.71 Mbit/s
95th percentile per-packet one-way delay: 3.104 ms
Loss rate: 0.00%
```

Run 9: Report of PCC — Data Link

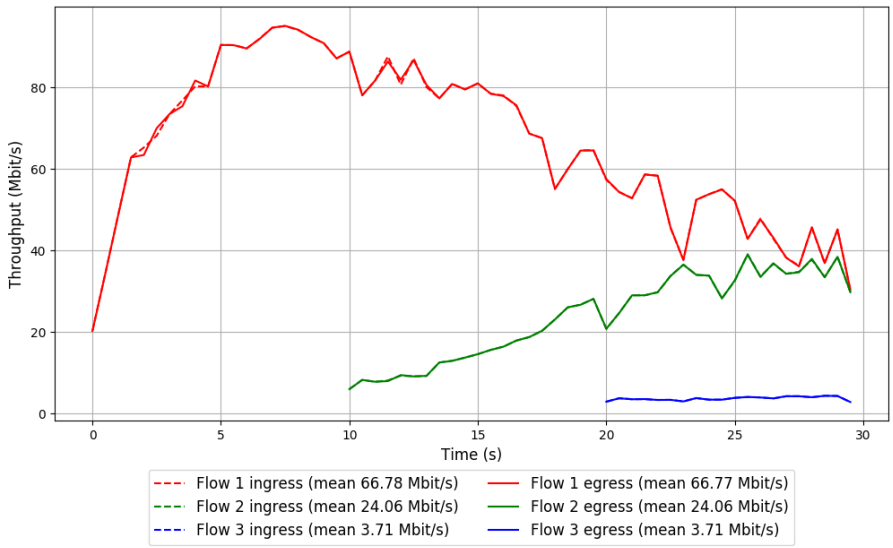

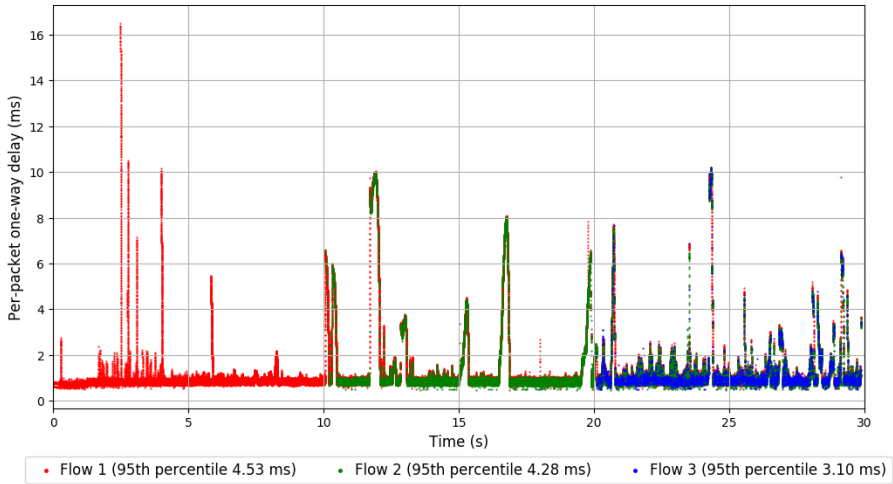

```
Run 10: Statistics of PCC

Start at: Sun, 09 Jul 2017 22:32:27 +0000
End at: Sun, 09 Jul 2017 22:32:57 +0000
Local clock offset: -1.322 ms
Remote clock offset: -0.042 ms

# Below is generated by plot.py at Mon, 10 Jul 2017 02:16:18 +0000
# Datalink statistics
-- Total of 3 flows:
Average throughput: 78.68 Mbit/s
95th percentile per-packet one-way delay: 3.800 ms
Loss rate: 0.00%
-- Flow 1:
Average throughput: 72.52 Mbit/s
95th percentile per-packet one-way delay: 3.776 ms
Loss rate: 0.00%
-- Flow 2:
Average throughput: 4.11 Mbit/s
95th percentile per-packet one-way delay: 4.154 ms
Loss rate: 0.00%
-- Flow 3:
Average throughput: 10.46 Mbit/s
95th percentile per-packet one-way delay: 3.835 ms
Loss rate: 0.00%
```

Run 10: Report of PCC — Data Link

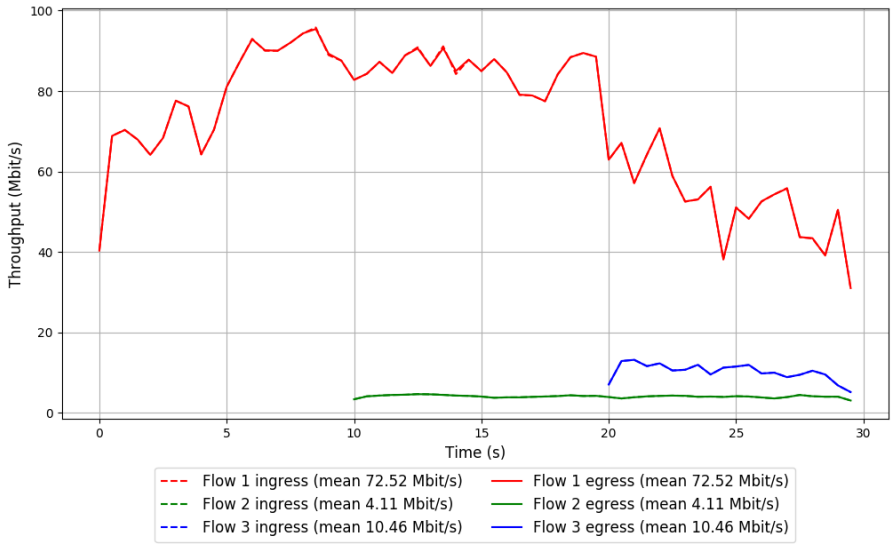

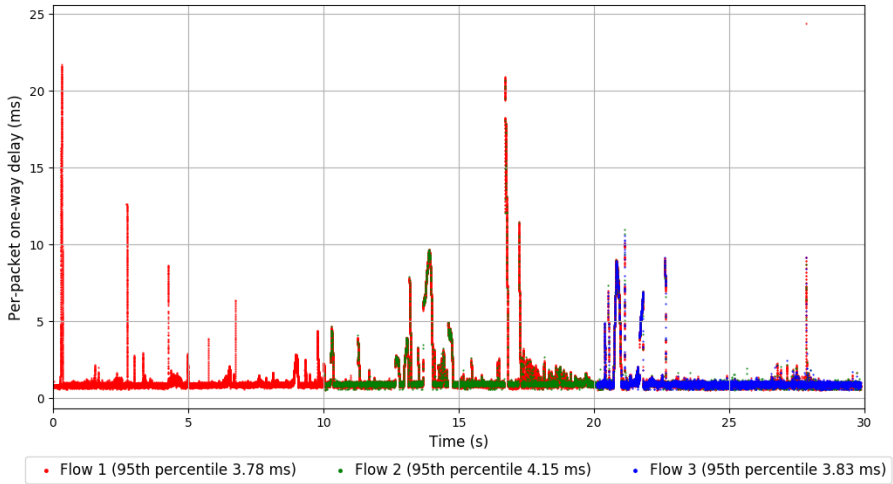

```
Run 1: Statistics of QUIC Cubic

Start at: Sun, 09 Jul 2017 20:14:07 +0000
End at: Sun, 09 Jul 2017 20:14:37 +0000
Local clock offset: -0.468 ms
Remote clock offset: 0.254 ms

# Below is generated by plot.py at Mon, 10 Jul 2017 02:16:21 +0000
# Datalink statistics
-- Total of 3 flows:
Average throughput: 50.20 Mbit/s
95th percentile per-packet one-way delay: 1.746 ms
Loss rate: 0.00%
-- Flow 1:
Average throughput: 76.07 Mbit/s
95th percentile per-packet one-way delay: 1.819 ms
Loss rate: 0.00%
-- Flow 2:
Average throughput: 70.27 Mbit/s
95th percentile per-packet one-way delay: 1.730 ms
Loss rate: 0.00%
-- Flow 3:
Average throughput: 75.62 Mbit/s
95th percentile per-packet one-way delay: 1.712 ms
Loss rate: 0.00%
```

Run 1: Report of QUIC Cubic — Data Link

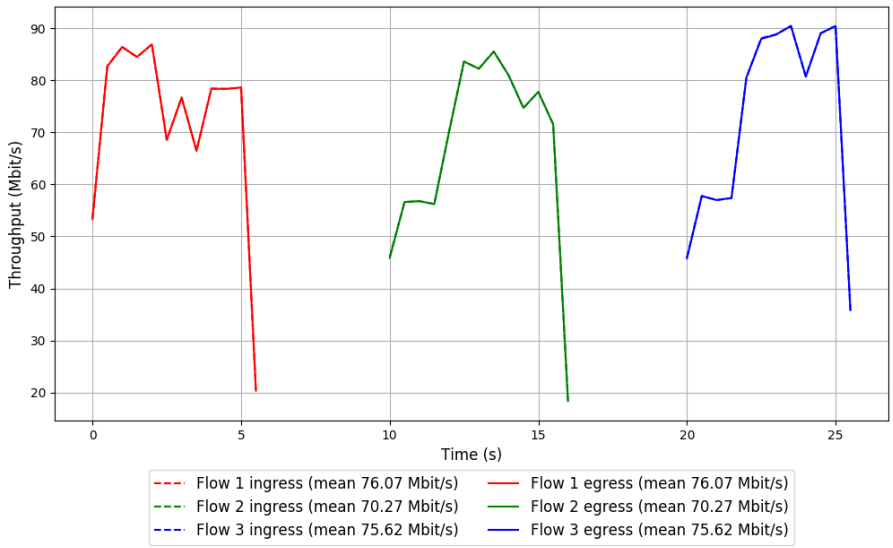

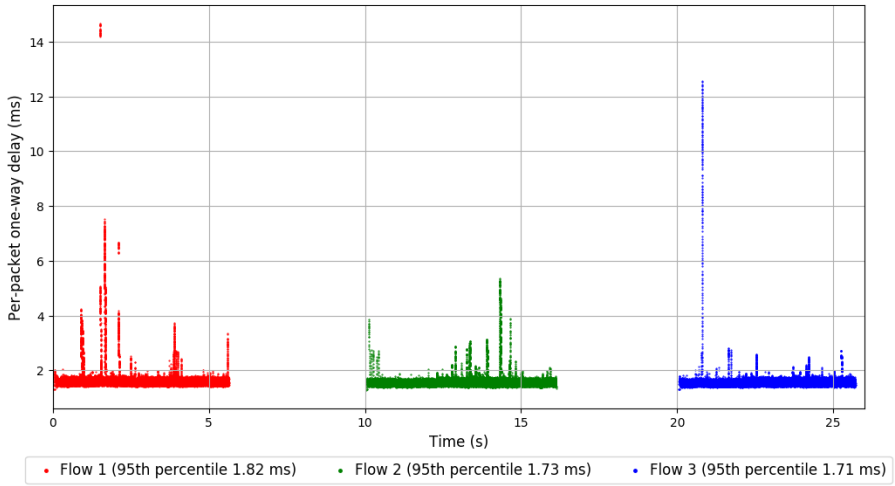

```
Run 2: Statistics of QUIC Cubic

Start at: Sun, 09 Jul 2017 20:31:14 +0000
End at: Sun, 09 Jul 2017 20:31:44 +0000
Local clock offset: -0.596 ms
Remote clock offset: 0.249 ms

# Below is generated by plot.py at Mon, 10 Jul 2017 02:16:25 +0000
# Datalink statistics
-- Total of 3 flows:
Average throughput: 50.26 Mbit/s
95th percentile per-packet one-way delay: 1.592 ms
Loss rate: 0.00%
-- Flow 1:
Average throughput: 80.54 Mbit/s
95th percentile per-packet one-way delay: 1.896 ms
Loss rate: 0.00%
-- Flow 2:
Average throughput: 77.56 Mbit/s
95th percentile per-packet one-way delay: 1.509 ms
Loss rate: 0.00%
-- Flow 3:
Average throughput: 76.07 Mbit/s
95th percentile per-packet one-way delay: 1.548 ms
Loss rate: 0.00%
```

Run 2: Report of QUIC Cubic — Data Link

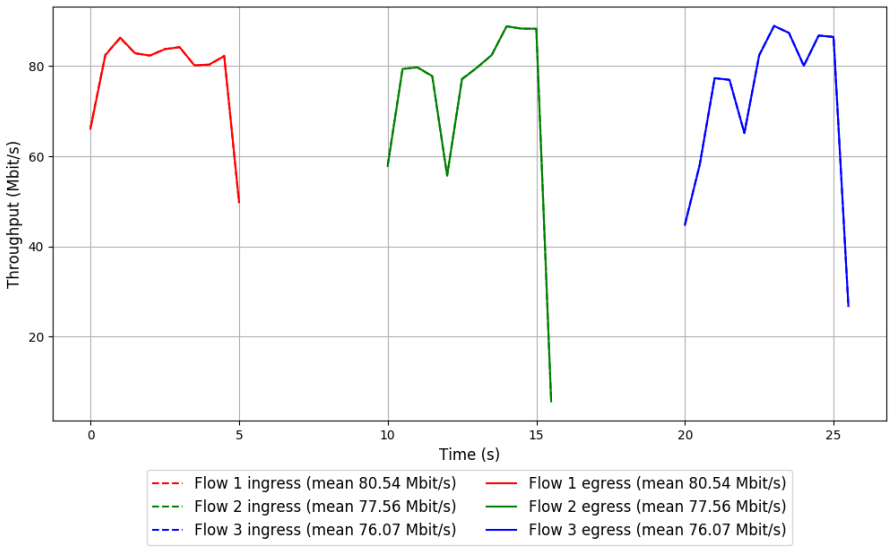

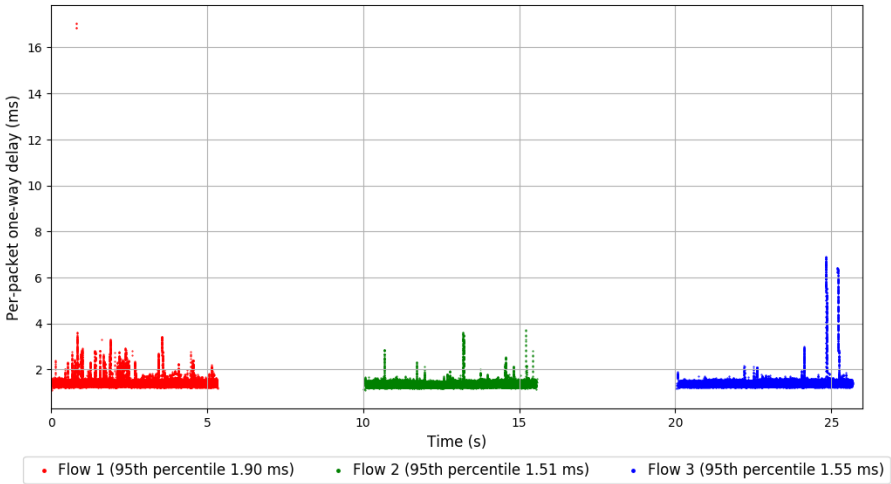

```
Run 3: Statistics of QUIC Cubic

Start at: Sun, 09 Jul 2017 20:48:48 +0000
End at: Sun, 09 Jul 2017 20:49:18 +0000
Local clock offset: -0.707 ms
Remote clock offset: 0.329 ms

# Below is generated by plot.py at Mon, 10 Jul 2017 02:16:28 +0000
# Datalink statistics
-- Total of 3 flows:
Average throughput: 51.28 Mbit/s
95th percentile per-packet one-way delay: 1.687 ms
Loss rate: 0.00%
-- Flow 1:
Average throughput: 77.89 Mbit/s
95th percentile per-packet one-way delay: 1.379 ms
Loss rate: 0.00%
-- Flow 2:
Average throughput: 65.90 Mbit/s
95th percentile per-packet one-way delay: 1.870 ms
Loss rate: 0.00%
-- Flow 3:
Average throughput: 83.40 Mbit/s
95th percentile per-packet one-way delay: 2.063 ms
Loss rate: 0.00%
```

Run 3: Report of QUIC Cubic — Data Link

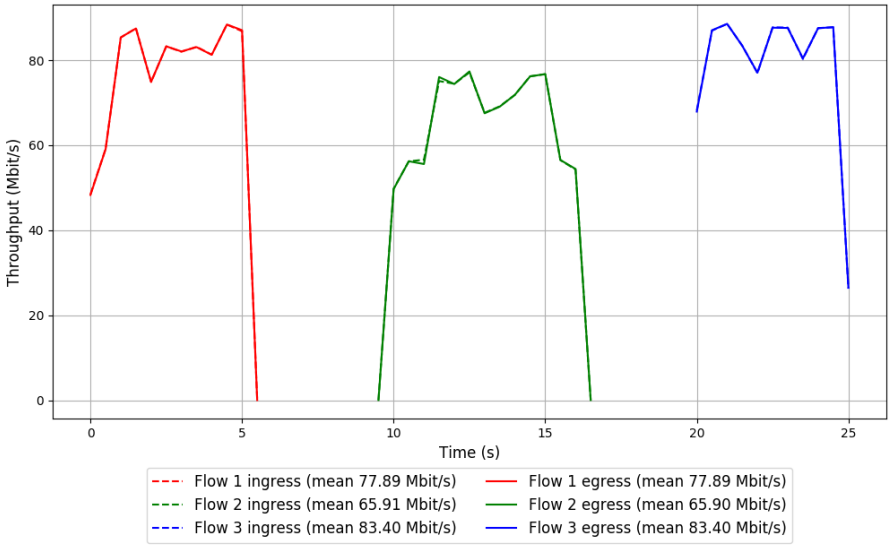

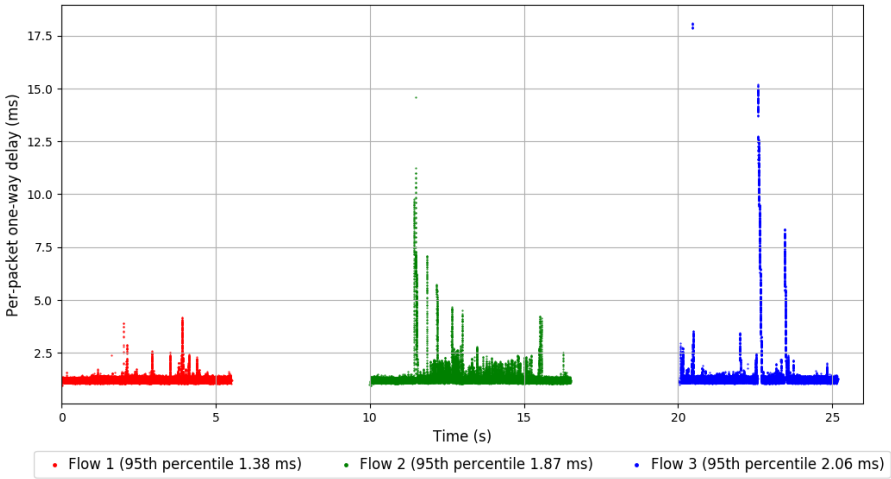

```
Run 4: Statistics of QUIC Cubic

Start at: Sun, 09 Jul 2017 21:06:01 +0000
End at: Sun, 09 Jul 2017 21:06:31 +0000
Local clock offset: -0.826 ms
Remote clock offset: 0.3 ms

# Below is generated by plot.py at Mon, 10 Jul 2017 02:16:32 +0000
# Datalink statistics
-- Total of 3 flows:
Average throughput: 50.79 Mbit/s
95th percentile per-packet one-way delay: 1.566 ms
Loss rate: 0.00%
-- Flow 1:
Average throughput: 77.39 Mbit/s
95th percentile per-packet one-way delay: 1.562 ms
Loss rate: 0.00%
-- Flow 2:
Average throughput: 80.92 Mbit/s
95th percentile per-packet one-way delay: 1.740 ms
Loss rate: 0.00%
-- Flow 3:
Average throughput: 79.54 Mbit/s
95th percentile per-packet one-way delay: 1.446 ms
Loss rate: 0.00%
```

Run 4: Report of QUIC Cubic — Data Link

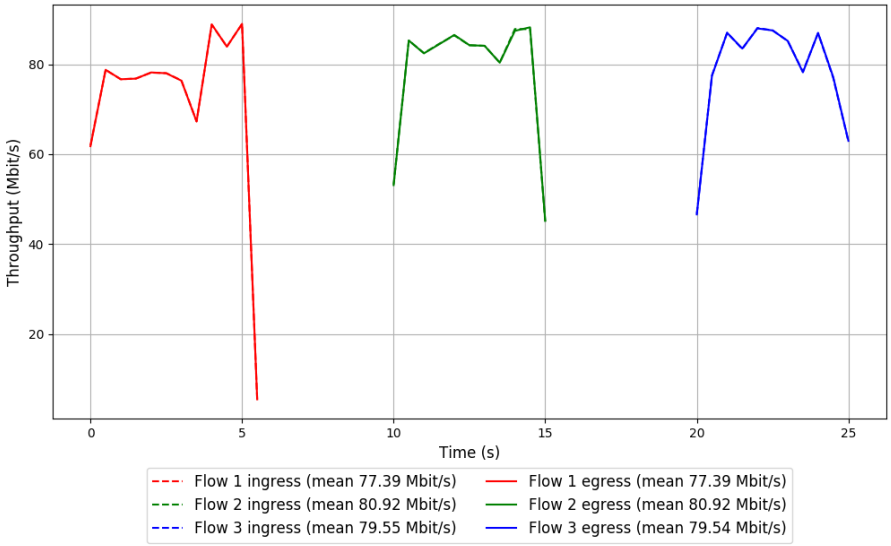

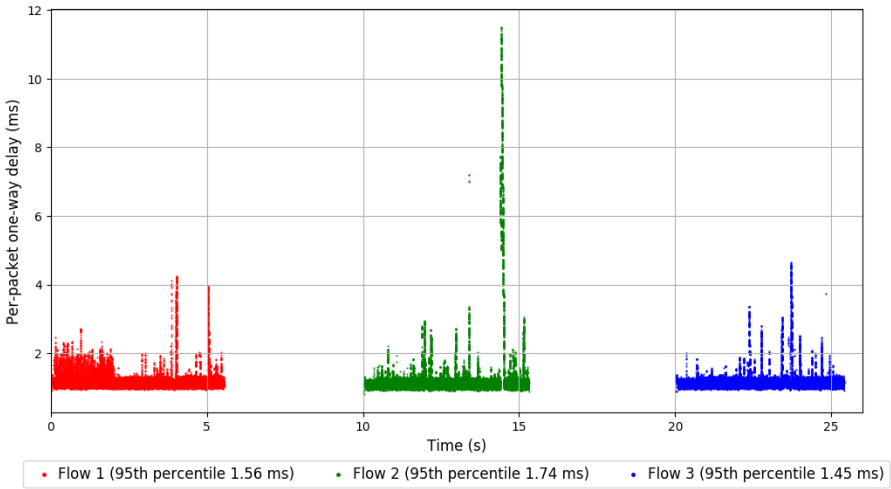

```
Run 5: Statistics of QUIC Cubic

Start at: Sun, 09 Jul 2017 21:23:12 +0000
End at: Sun, 09 Jul 2017 21:23:43 +0000
Local clock offset: -0.961 ms
Remote clock offset: 0.266 ms

# Below is generated by plot.py at Mon, 10 Jul 2017 02:16:35 +0000
# Datalink statistics
-- Total of 3 flows:
Average throughput: 49.06 Mbit/s
95th percentile per-packet one-way delay: 1.218 ms
Loss rate: 0.00%
-- Flow 1:
Average throughput: 73.14 Mbit/s
95th percentile per-packet one-way delay: 1.146 ms
Loss rate: 0.00%
-- Flow 2:
Average throughput: 84.41 Mbit/s
95th percentile per-packet one-way delay: 1.210 ms
Loss rate: 0.00%
-- Flow 3:
Average throughput: 68.21 Mbit/s
95th percentile per-packet one-way delay: 1.690 ms
Loss rate: 0.00%
```

Run 5: Report of QUIC Cubic — Data Link

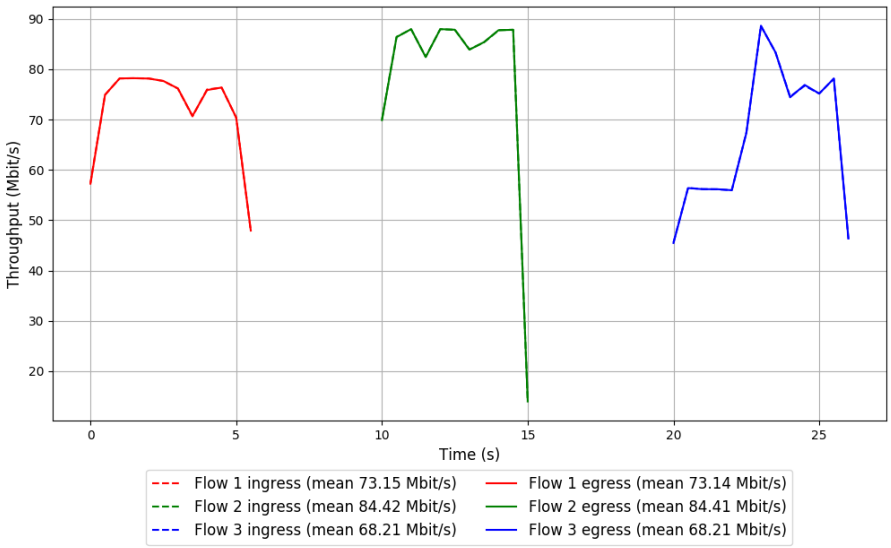

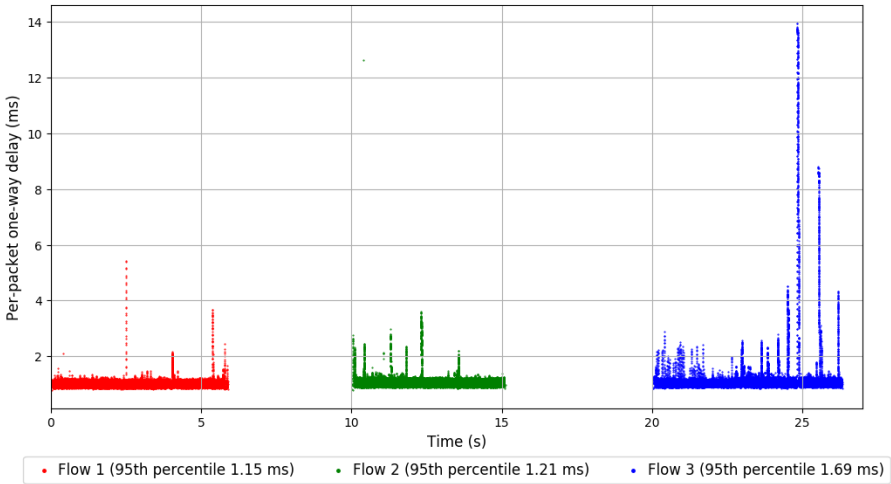

```
Run 6: Statistics of QUIC Cubic

Start at: Sun, 09 Jul 2017 21:40:15 +0000
End at: Sun, 09 Jul 2017 21:40:45 +0000
Local clock offset: -1.01 ms
Remote clock offset: 0.229 ms

# Below is generated by plot.py at Mon, 10 Jul 2017 02:16:39 +0000
# Datalink statistics
-- Total of 3 flows:
Average throughput: 51.01 Mbit/s
95th percentile per-packet one-way delay: 1.361 ms
Loss rate: 0.00%
-- Flow 1:
Average throughput: 80.53 Mbit/s
95th percentile per-packet one-way delay: 1.780 ms
Loss rate: 0.00%
-- Flow 2:
Average throughput: 77.97 Mbit/s
95th percentile per-packet one-way delay: 1.185 ms
Loss rate: 0.00%
-- Flow 3:
Average throughput: 81.10 Mbit/s
95th percentile per-packet one-way delay: 1.215 ms
Loss rate: 0.00%
```

Run 6: Report of QUIC Cubic — Data Link

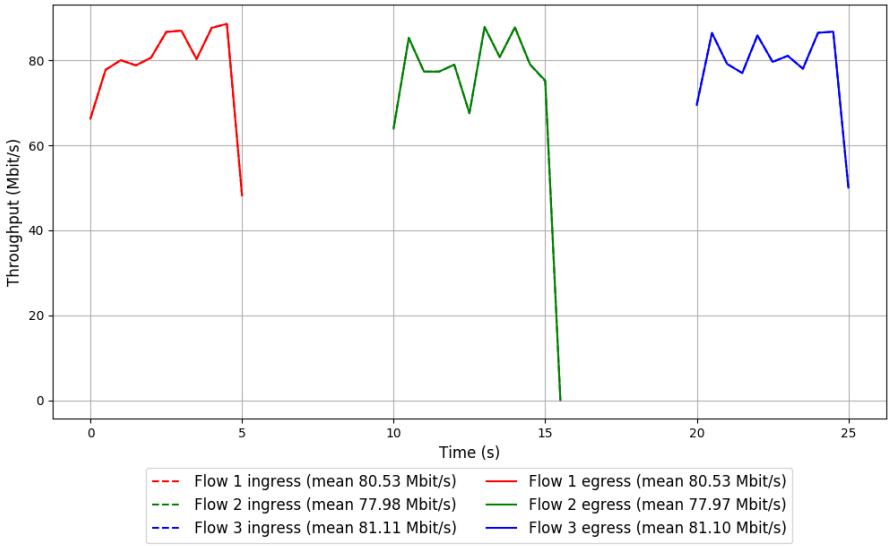

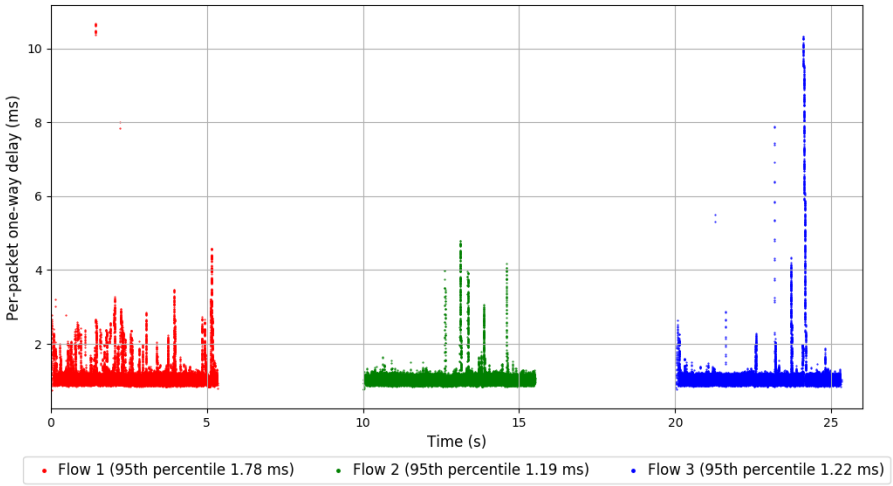

```
Run 7: Statistics of QUIC Cubic

Start at: Sun, 09 Jul 2017 21:57:16 +0000
End at: Sun, 09 Jul 2017 21:57:46 +0000
Local clock offset: -1.018 ms
Remote clock offset: 0.209 ms

# Below is generated by plot.py at Mon, 10 Jul 2017 02:16:41 +0000
# Datalink statistics
-- Total of 3 flows:
Average throughput: 51.06 Mbit/s
95th percentile per-packet one-way delay: 1.311 ms
Loss rate: 0.00%
-- Flow 1:
Average throughput: 77.00 Mbit/s
95th percentile per-packet one-way delay: 1.248 ms
Loss rate: 0.00%
-- Flow 2:
Average throughput: 79.25 Mbit/s
95th percentile per-packet one-way delay: 1.238 ms
Loss rate: 0.00%
-- Flow 3:
Average throughput: 81.31 Mbit/s
95th percentile per-packet one-way delay: 1.813 ms
Loss rate: 0.00%
```

Run 7: Report of QUIC Cubic — Data Link

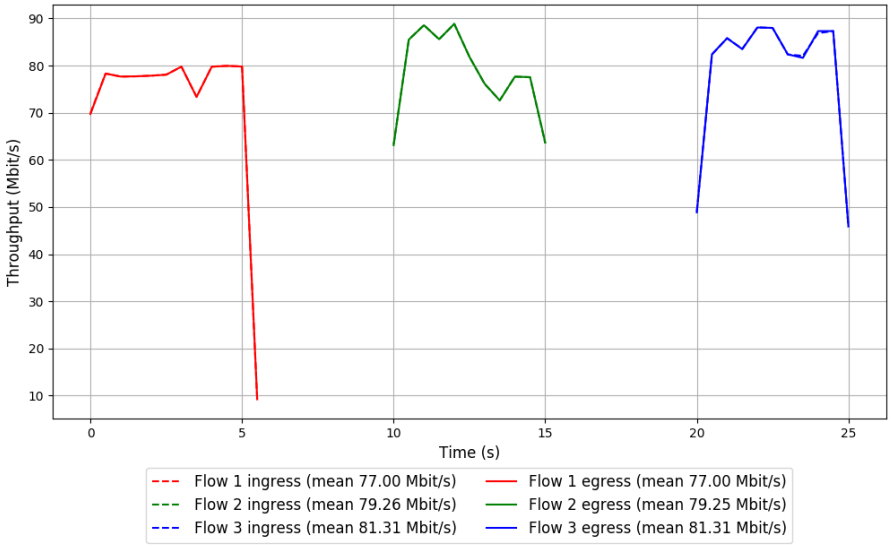

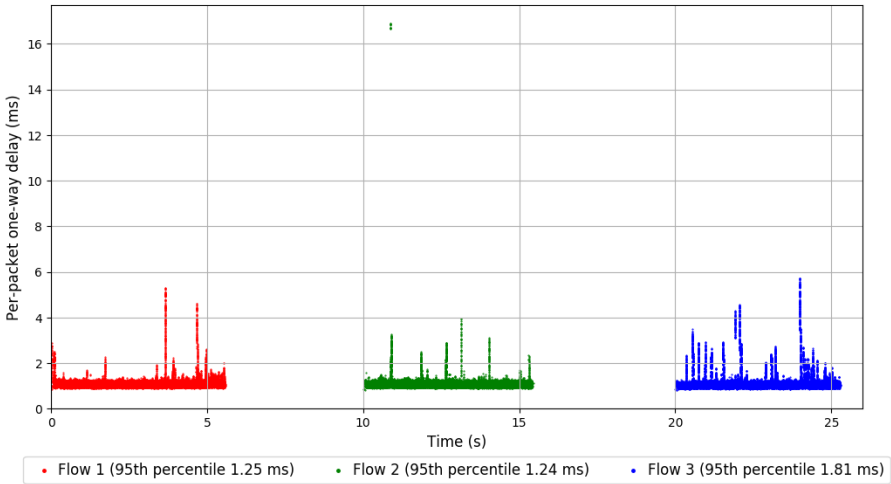

```
Run 8: Statistics of QUIC Cubic

Start at: Sun, 09 Jul 2017 22:14:21 +0000
End at: Sun, 09 Jul 2017 22:14:51 +0000
Local clock offset: -1.245 ms
Remote clock offset: 0.078 ms

# Below is generated by plot.py at Mon, 10 Jul 2017 02:16:46 +0000
# Datalink statistics
-- Total of 3 flows:
Average throughput: 51.40 Mbit/s
95th percentile per-packet one-way delay: 1.070 ms
Loss rate: 0.00%
-- Flow 1:
Average throughput: 77.53 Mbit/s
95th percentile per-packet one-way delay: 0.979 ms
Loss rate: 0.00%
-- Flow 2:
Average throughput: 84.84 Mbit/s
95th percentile per-packet one-way delay: 2.354 ms
Loss rate: 0.00%
-- Flow 3:
Average throughput: 84.43 Mbit/s
95th percentile per-packet one-way delay: 0.988 ms
Loss rate: 0.00%
```

Run 8: Report of QUIC Cubic — Data Link

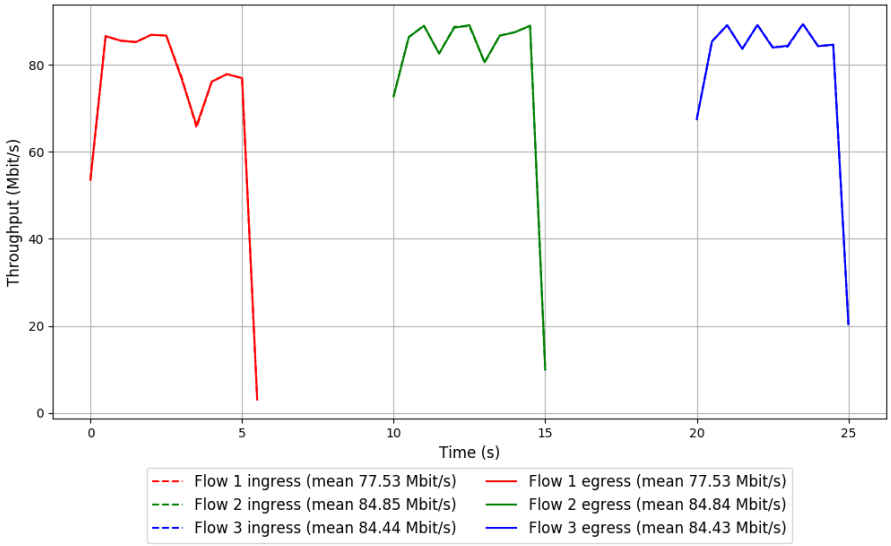

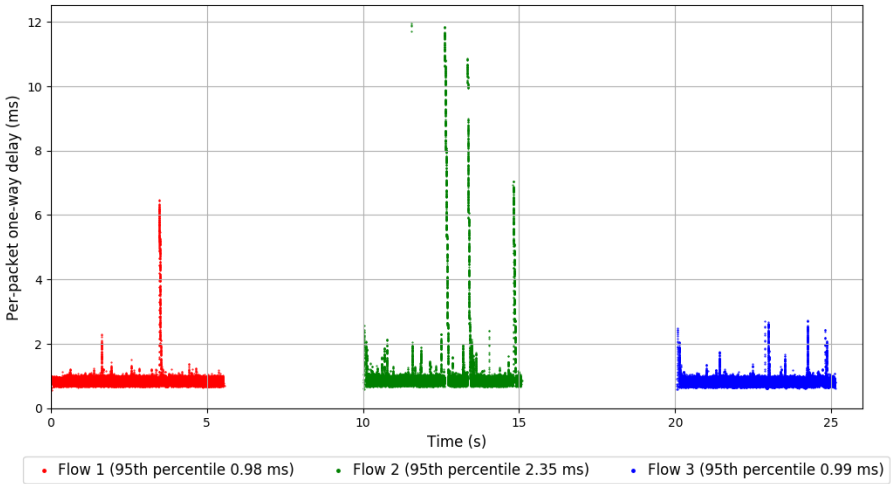

```
Run 9: Statistics of QUIC Cubic

Start at: Sun, 09 Jul 2017 22:31:21 +0000
End at: Sun, 09 Jul 2017 22:31:51 +0000
Local clock offset: -1.389 ms
Remote clock offset: 0.054 ms

# Below is generated by plot.py at Mon, 10 Jul 2017 02:16:48 +0000
# Datalink statistics
-- Total of 3 flows:
Average throughput: 50.70 Mbit/s
95th percentile per-packet one-way delay: 1.050 ms
Loss rate: 0.00%
-- Flow 1:
Average throughput: 74.67 Mbit/s
95th percentile per-packet one-way delay: 1.039 ms
Loss rate: 0.00%
-- Flow 2:
Average throughput: 80.04 Mbit/s
95th percentile per-packet one-way delay: 1.060 ms
Loss rate: 0.00%
-- Flow 3:
Average throughput: 78.66 Mbit/s
95th percentile per-packet one-way delay: 1.067 ms
Loss rate: 0.00%
```

Run 9: Report of QUIC Cubic — Data Link

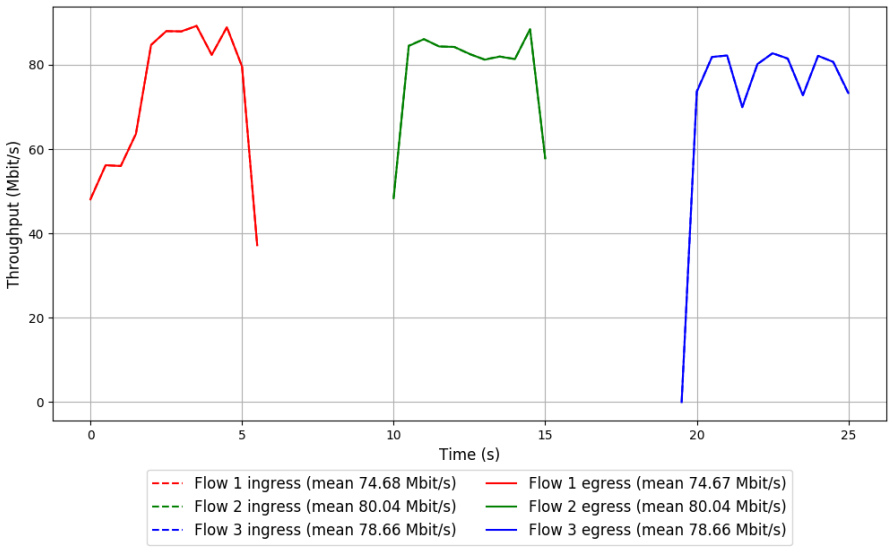

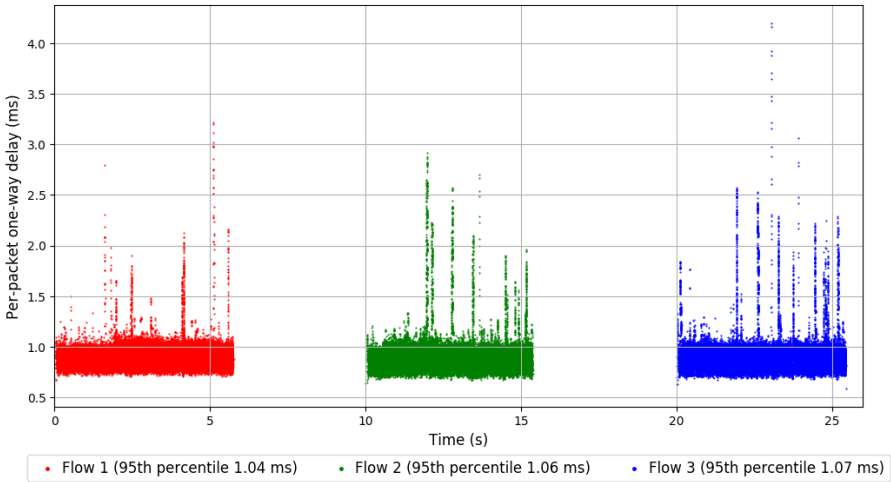

```
Run 10: Statistics of QUIC Cubic

Start at: Sun, 09 Jul 2017 22:48:27 +0000
End at: Sun, 09 Jul 2017 22:48:57 +0000
Local clock offset: -1.617 ms
Remote clock offset: -0.055 ms

# Below is generated by plot.py at Mon, 10 Jul 2017 02:16:52 +0000
# Datalink statistics
-- Total of 3 flows:
Average throughput: 50.25 Mbit/s
95th percentile per-packet one-way delay: 1.002 ms
Loss rate: 0.00%
-- Flow 1:
Average throughput: 73.70 Mbit/s
95th percentile per-packet one-way delay: 0.882 ms
Loss rate: 0.00%
-- Flow 2:
Average throughput: 80.07 Mbit/s
95th percentile per-packet one-way delay: 1.133 ms
Loss rate: 0.00%
-- Flow 3:
Average throughput: 75.97 Mbit/s
95th percentile per-packet one-way delay: 1.085 ms
Loss rate: 0.00%
```

Run 10: Report of QUIC Cubic — Data Link

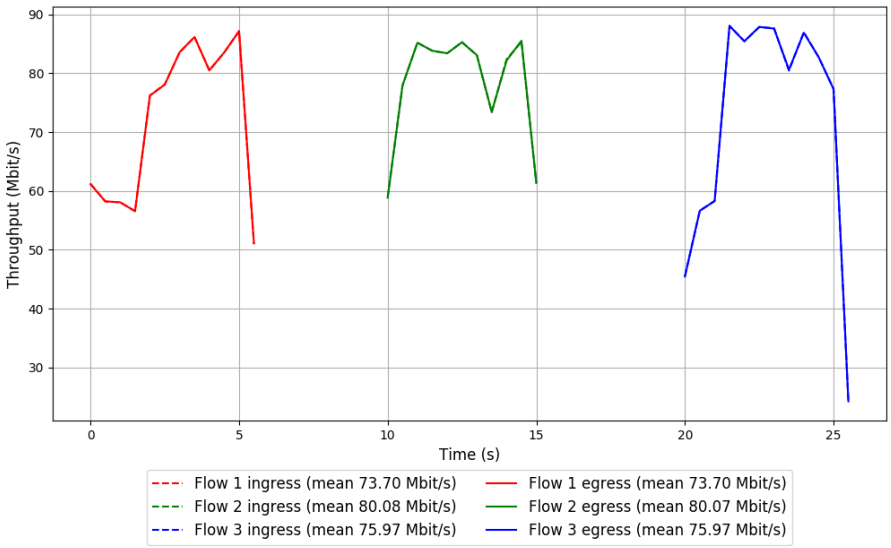

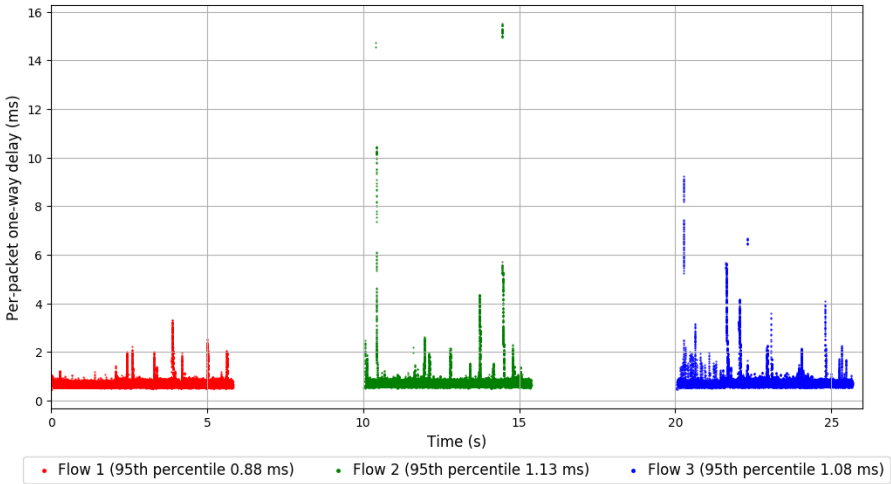

```
Run 1: Statistics of Saturator

Start at: Sun, 09 Jul 2017 20:04:57 +0000
End at: Sun, 09 Jul 2017 20:05:27 +0000
Local clock offset: -0.303 ms
Remote clock offset: 0.196 ms

# Below is generated by plot.py at Mon, 10 Jul 2017 02:17:00 +0000
# Datalink statistics
-- Total of 3 flows:
Average throughput: 97.52 Mbit/s
95th percentile per-packet one-way delay: 22.186 ms
Loss rate: 1.08%
-- Flow 1:
Average throughput: 95.80 Mbit/s
95th percentile per-packet one-way delay: 22.184 ms
Loss rate: 0.83%
-- Flow 2:
Average throughput: 51.20 Mbit/s
95th percentile per-packet one-way delay: 40.334 ms
Loss rate: 27.49%
-- Flow 3:
Average throughput: 95.89 Mbit/s
95th percentile per-packet one-way delay: 22.180 ms
Loss rate: 0.49%
```

Run 1: Report of Saturator — Data Link

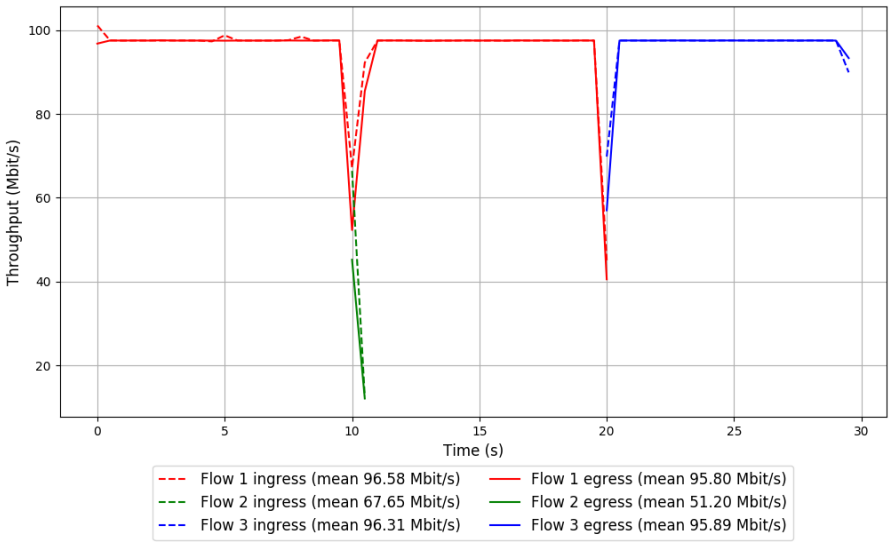

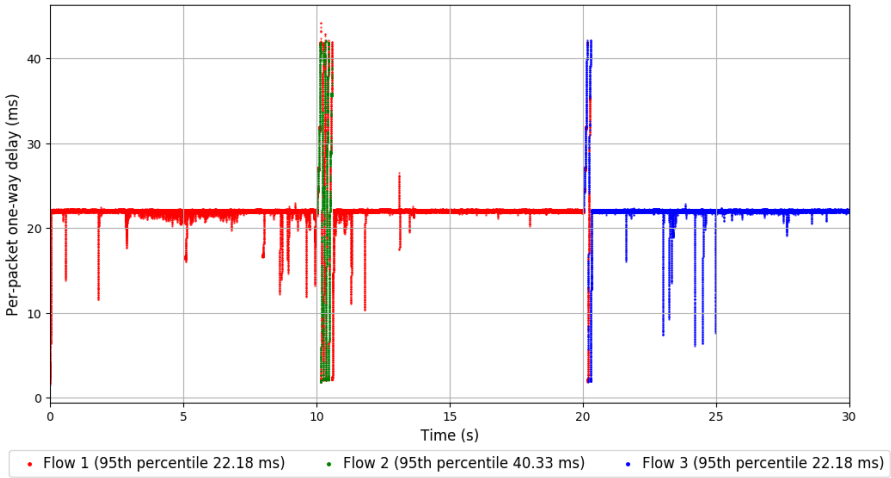

```
Run 2: Statistics of Saturator

Start at: Sun, 09 Jul 2017 20:22:03 +0000
End at: Sun, 09 Jul 2017 20:22:33 +0000
Local clock offset: -0.485 ms
Remote clock offset: 0.259 ms

# Below is generated by plot.py at Mon, 10 Jul 2017 02:17:06 +0000
# Datalink statistics
-- Total of 3 flows:
Average throughput: 97.52 Mbit/s
95th percentile per-packet one-way delay: 21.955 ms
Loss rate: 1.03%
-- Flow 1:
Average throughput: 95.48 Mbit/s
95th percentile per-packet one-way delay: 21.944 ms
Loss rate: 0.78%
-- Flow 2:
Average throughput: 52.85 Mbit/s
95th percentile per-packet one-way delay: 40.106 ms
Loss rate: 23.73%
-- Flow 3:
Average throughput: 95.92 Mbit/s
95th percentile per-packet one-way delay: 21.960 ms
Loss rate: 0.44%
```

Run 2: Report of Saturator — Data Link

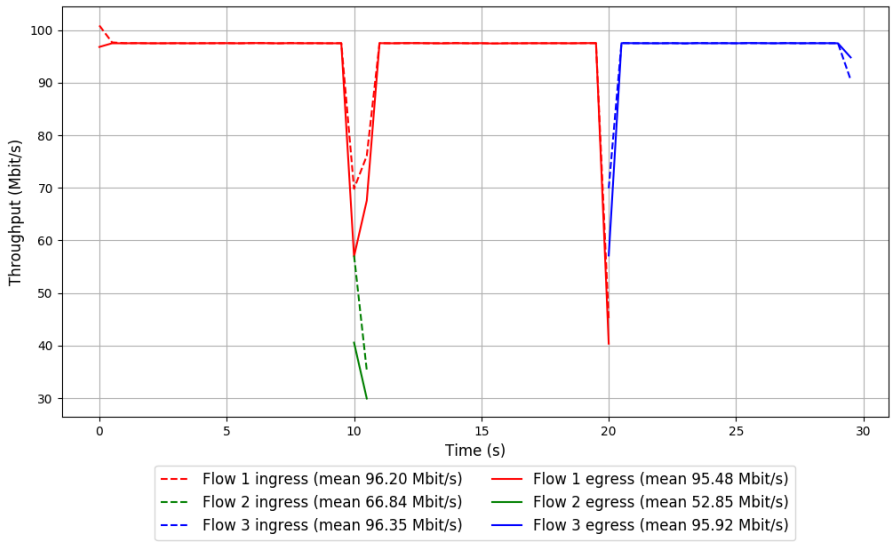

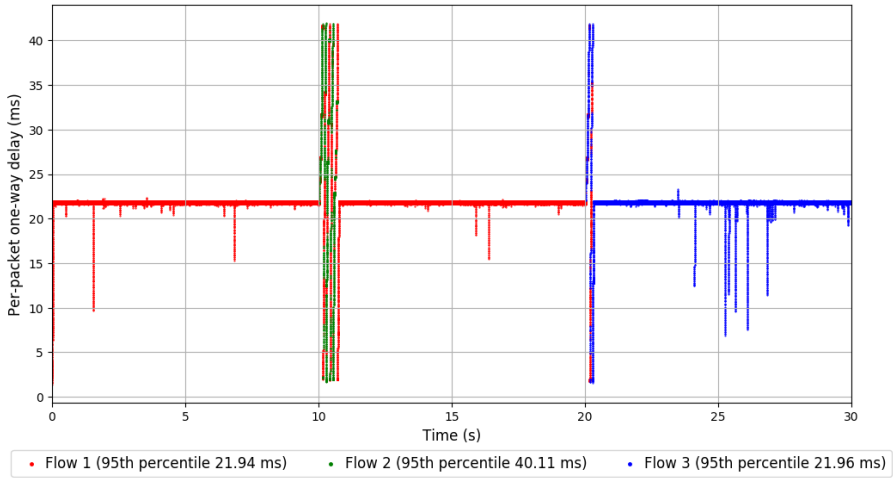

```
Run 3: Statistics of Saturator

Start at: Sun, 09 Jul 2017 20:39:16 +0000
End at: Sun, 09 Jul 2017 20:39:46 +0000
Local clock offset: -0.685 ms
Remote clock offset: 0.293 ms

# Below is generated by plot.py at Mon, 10 Jul 2017 02:17:14 +0000
# Datalink statistics
-- Total of 3 flows:
Average throughput: 97.52 Mbit/s
95th percentile per-packet one-way delay: 21.759 ms
Loss rate: 0.60%
-- Flow 1:
Average throughput: 96.90 Mbit/s
95th percentile per-packet one-way delay: 21.753 ms
Loss rate: 0.44%
-- Flow 2:
Average throughput: 95.33 Mbit/s
95th percentile per-packet one-way delay: 21.758 ms
Loss rate: 0.88%
-- Flow 3:
Average throughput: 95.89 Mbit/s
95th percentile per-packet one-way delay: 21.763 ms
Loss rate: 0.49%
```

Run 3: Report of Saturator — Data Link

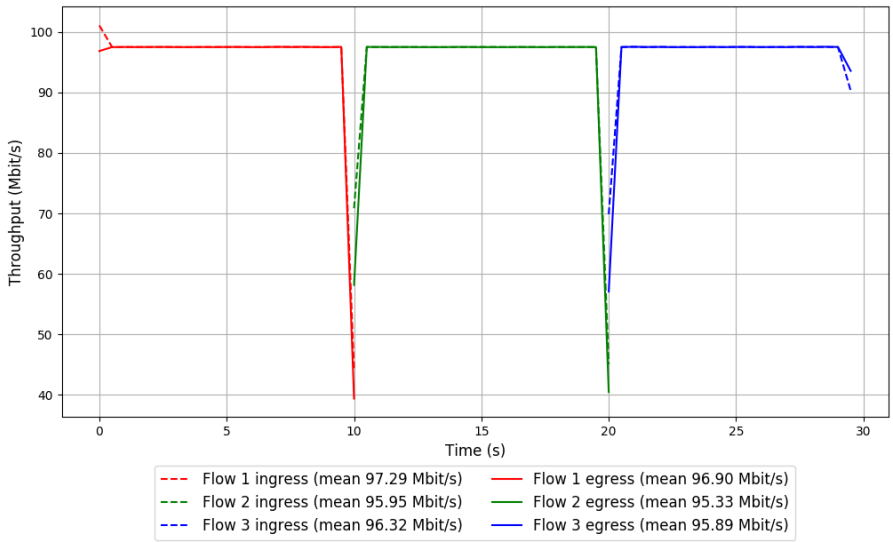

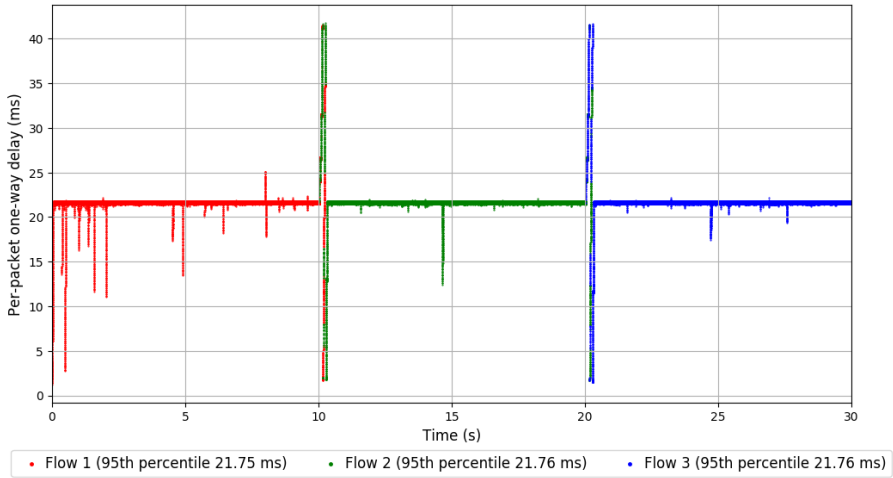

```
Run 4: Statistics of Saturator

Start at: Sun, 09 Jul 2017 20:56:50 +0000
End at: Sun, 09 Jul 2017 20:57:20 +0000
Local clock offset: -0.803 ms
Remote clock offset: 0.21 ms

# Below is generated by plot.py at Mon, 10 Jul 2017 02:17:19 +0000
# Datalink statistics
-- Total of 3 flows:
Average throughput: 97.50 Mbit/s
95th percentile per-packet one-way delay: 21.645 ms
Loss rate: 0.59%
-- Flow 1:
Average throughput: 96.92 Mbit/s
95th percentile per-packet one-way delay: 21.632 ms
Loss rate: 0.44%
-- Flow 2:
Average throughput: 95.30 Mbit/s
95th percentile per-packet one-way delay: 21.651 ms
Loss rate: 0.88%
-- Flow 3:
Average throughput: 95.88 Mbit/s
95th percentile per-packet one-way delay: 21.647 ms
Loss rate: 0.44%
```

Run 4: Report of Saturator — Data Link

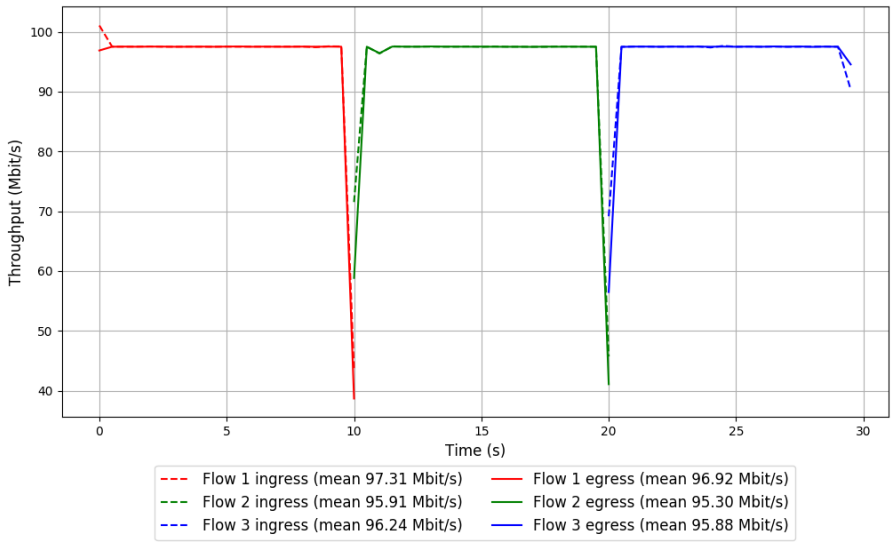

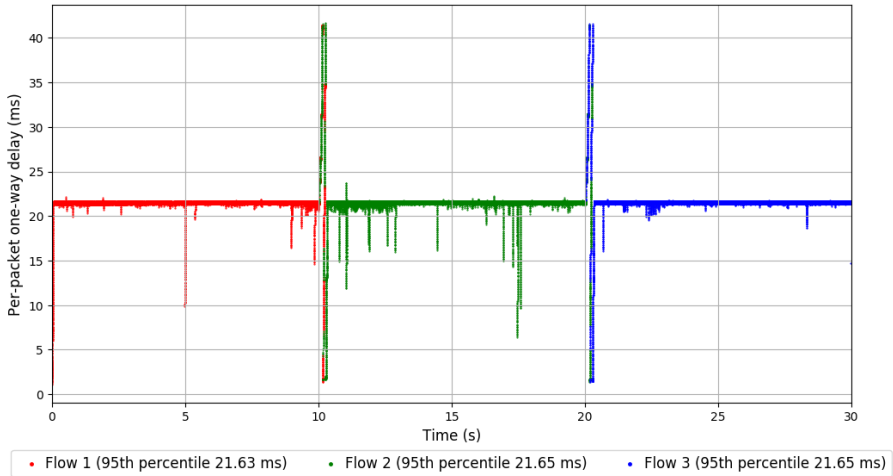

```
Run 5: Statistics of Saturator

Start at: Sun, 09 Jul 2017 21:14:03 +0000
End at: Sun, 09 Jul 2017 21:14:33 +0000
Local clock offset: -0.917 ms
Remote clock offset: 0.149 ms

# Below is generated by plot.py at Mon, 10 Jul 2017 02:17:27 +0000
# Datalink statistics
-- Total of 3 flows:
Average throughput: 97.52 Mbit/s
95th percentile per-packet one-way delay: 21.552 ms
Loss rate: 0.61%
-- Flow 1:
Average throughput: 96.90 Mbit/s
95th percentile per-packet one-way delay: 21.535 ms
Loss rate: 0.49%
-- Flow 2:
Average throughput: 95.36 Mbit/s
95th percentile per-packet one-way delay: 21.538 ms
Loss rate: 0.88%
-- Flow 3:
Average throughput: 95.88 Mbit/s
95th percentile per-packet one-way delay: 21.563 ms
Loss rate: 0.45%
```

Run 5: Report of Saturator — Data Link

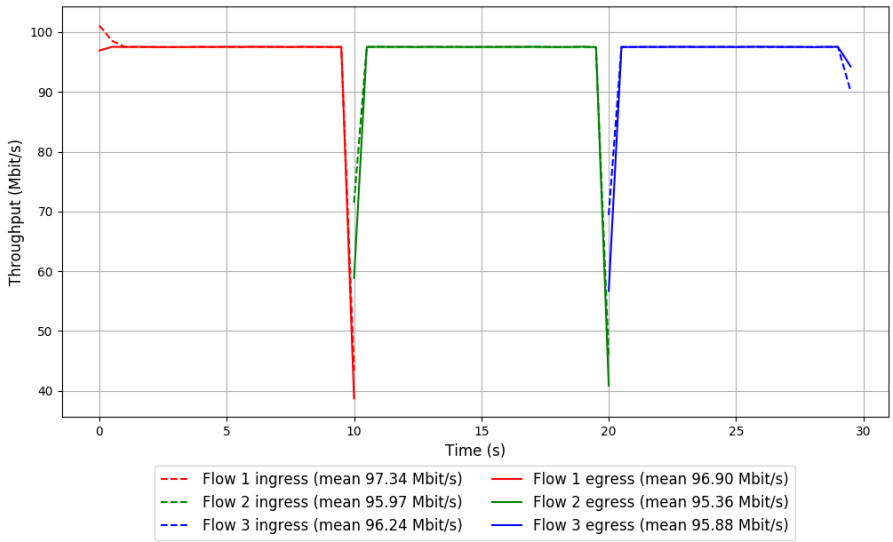

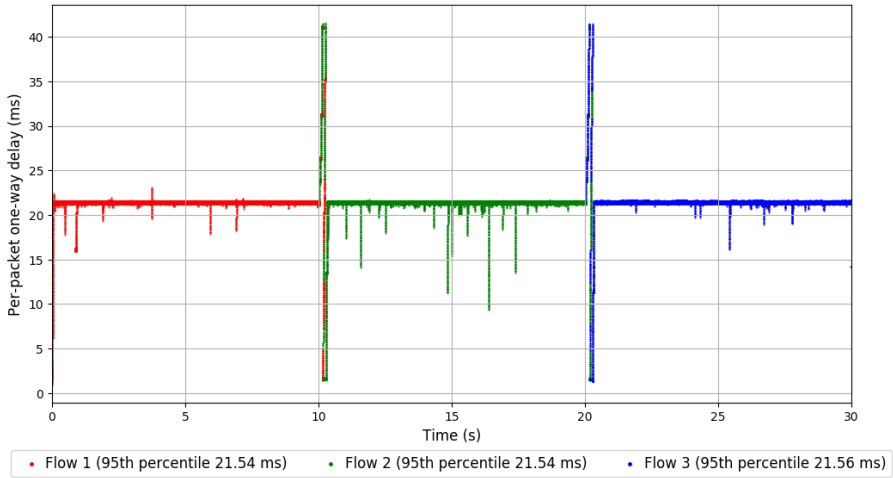

```
Run 6: Statistics of Saturator

Start at: Sun, 09 Jul 2017 21:31:11 +0000
End at: Sun, 09 Jul 2017 21:31:41 +0000
Local clock offset: -0.943 ms
Remote clock offset: 0.222 ms

# Below is generated by plot.py at Mon, 10 Jul 2017 02:17:32 +0000
# Datalink statistics
-- Total of 3 flows:
Average throughput: 97.52 Mbit/s
95th percentile per-packet one-way delay: 21.526 ms
Loss rate: 0.59%
-- Flow 1:
Average throughput: 96.92 Mbit/s
95th percentile per-packet one-way delay: 21.539 ms
Loss rate: 0.44%
-- Flow 2:
Average throughput: 95.35 Mbit/s
95th percentile per-packet one-way delay: 21.515 ms
Loss rate: 0.88%
-- Flow 3:
Average throughput: 95.90 Mbit/s
95th percentile per-packet one-way delay: 21.509 ms
Loss rate: 0.44%
```

Run 6: Report of Saturator — Data Link

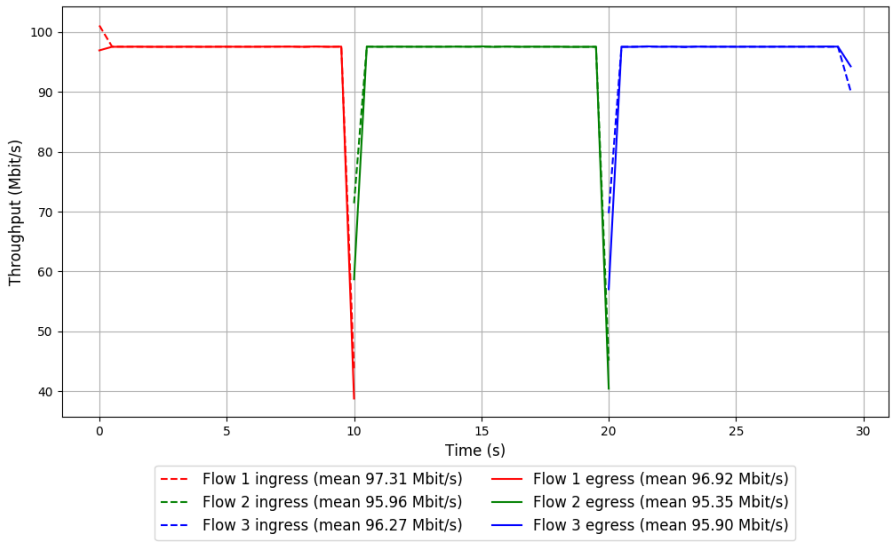

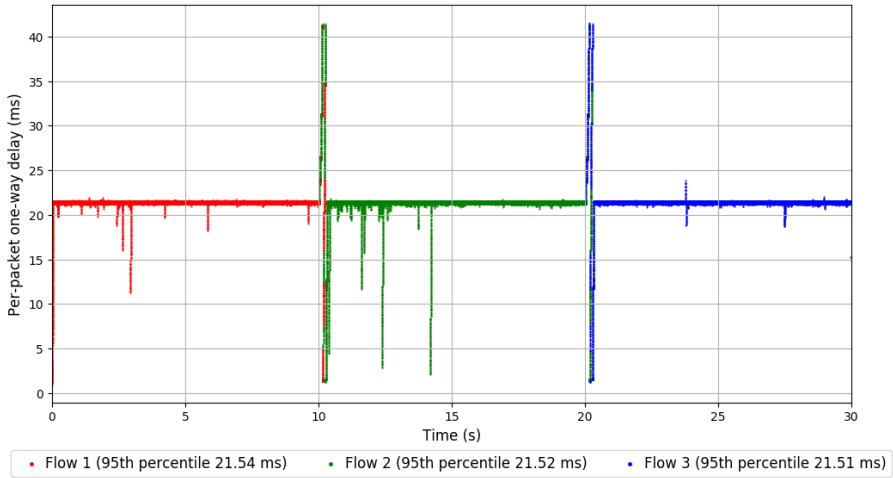

```
Run 7: Statistics of Saturator

Start at: Sun, 09 Jul 2017 21:48:04 +0000
End at: Sun, 09 Jul 2017 21:48:34 +0000
Local clock offset: -1.004 ms
Remote clock offset: 0.184 ms

# Below is generated by plot.py at Mon, 10 Jul 2017 02:17:42 +0000
# Datalink statistics
-- Total of 3 flows:
Average throughput: 97.52 Mbit/s
95th percentile per-packet one-way delay: 21.533 ms
Loss rate: 0.59%
-- Flow 1:
Average throughput: 96.91 Mbit/s
95th percentile per-packet one-way delay: 21.534 ms
Loss rate: 0.44%
-- Flow 2:
Average throughput: 95.36 Mbit/s
95th percentile per-packet one-way delay: 21.513 ms
Loss rate: 0.88%
-- Flow 3:
Average throughput: 95.87 Mbit/s
95th percentile per-packet one-way delay: 21.538 ms
Loss rate: 0.45%
```

Run 7: Report of Saturator — Data Link

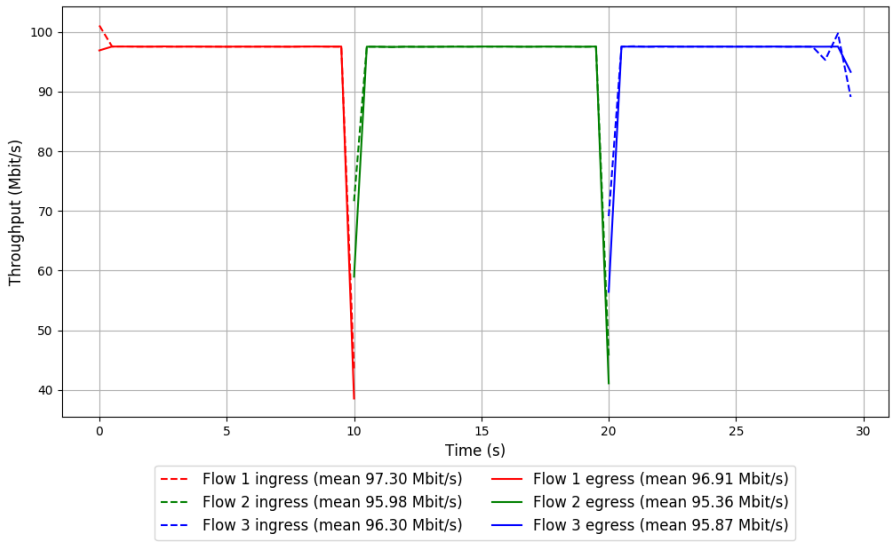

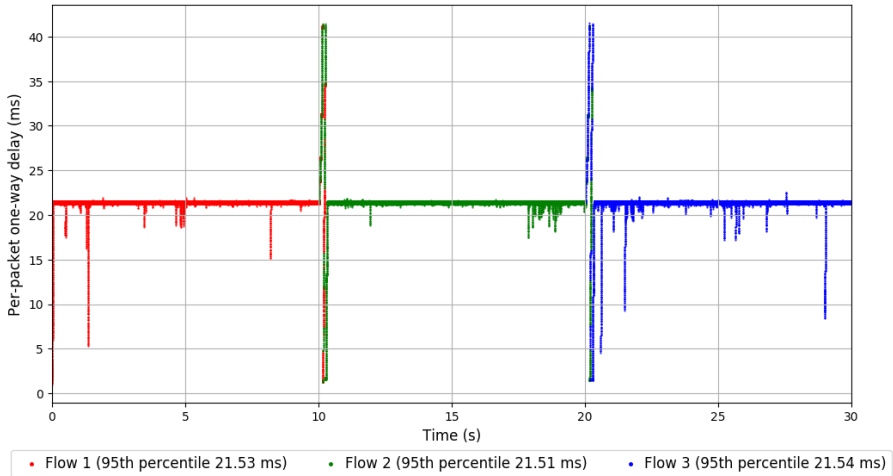

```
Run 8: Statistics of Saturator

Start at: Sun, 09 Jul 2017 22:05:12 +0000
End at: Sun, 09 Jul 2017 22:05:42 +0000
Local clock offset: -1.055 ms
Remote clock offset: 0.123 ms

# Below is generated by plot.py at Mon, 10 Jul 2017 02:17:46 +0000
# Datalink statistics
-- Total of 3 flows:
Average throughput: 97.51 Mbit/s
95th percentile per-packet one-way delay: 21.453 ms
Loss rate: 1.03%
-- Flow 1:
Average throughput: 95.44 Mbit/s
95th percentile per-packet one-way delay: 21.471 ms
Loss rate: 1.07%
-- Flow 2:
Average throughput: 93.77 Mbit/s
95th percentile per-packet one-way delay: 21.438 ms
Loss rate: 1.55%
-- Flow 3:
Average throughput: 95.88 Mbit/s
95th percentile per-packet one-way delay: 21.418 ms
Loss rate: 0.45%
```

Run 8: Report of Saturator — Data Link

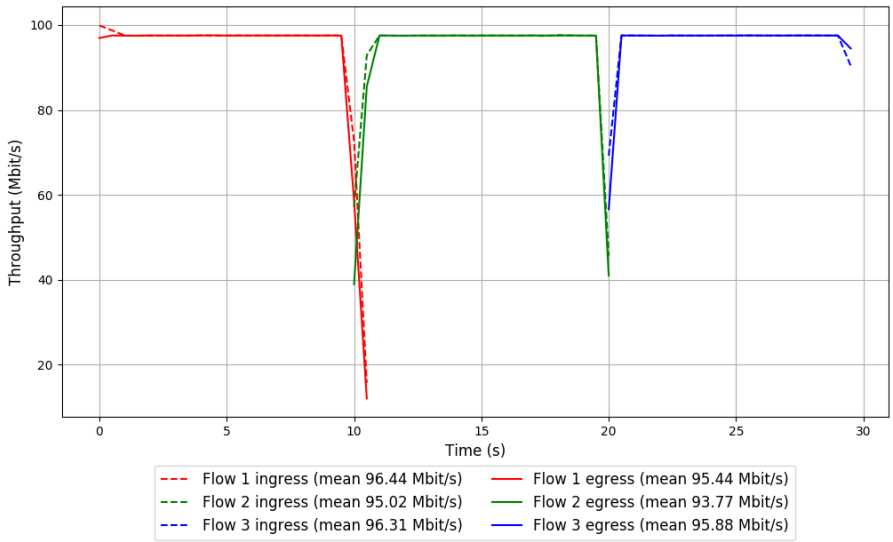

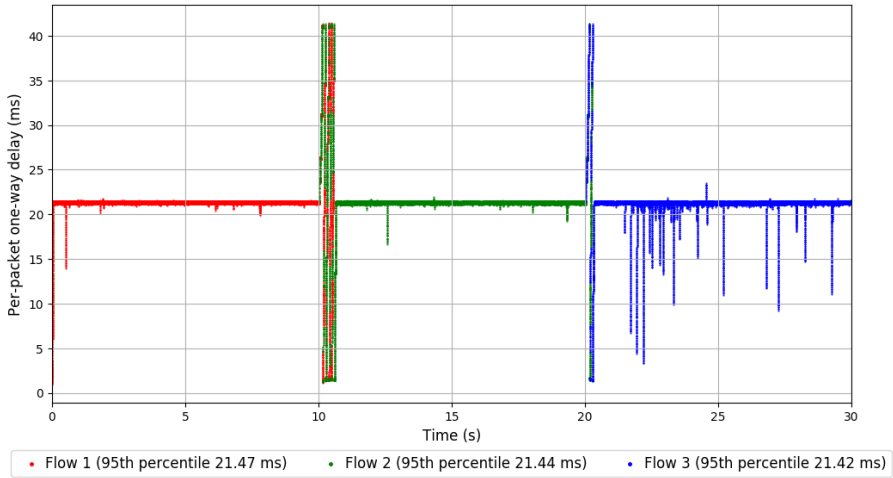

```
Run 9: Statistics of Saturator

Start at: Sun, 09 Jul 2017 22:22:11 +0000
End at: Sun, 09 Jul 2017 22:22:41 +0000
Local clock offset: -1.344 ms
Remote clock offset: 0.089 ms

# Below is generated by plot.py at Mon, 10 Jul 2017 02:17:54 +0000
# Datalink statistics
-- Total of 3 flows:
Average throughput: 97.52 Mbit/s
95th percentile per-packet one-way delay: 21.255 ms
Loss rate: 0.88%
-- Flow 1:
Average throughput: 96.10 Mbit/s
95th percentile per-packet one-way delay: 21.268 ms
Loss rate: 0.86%
-- Flow 2:
Average throughput: 94.57 Mbit/s
95th percentile per-packet one-way delay: 21.243 ms
Loss rate: 1.33%
-- Flow 3:
Average throughput: 95.89 Mbit/s
95th percentile per-packet one-way delay: 21.234 ms
Loss rate: 0.44%
```

Run 9: Report of Saturator — Data Link

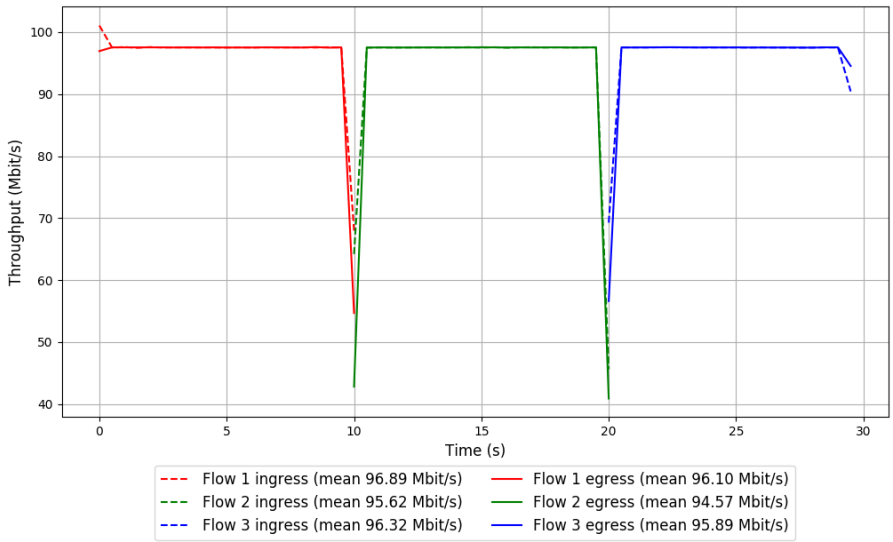

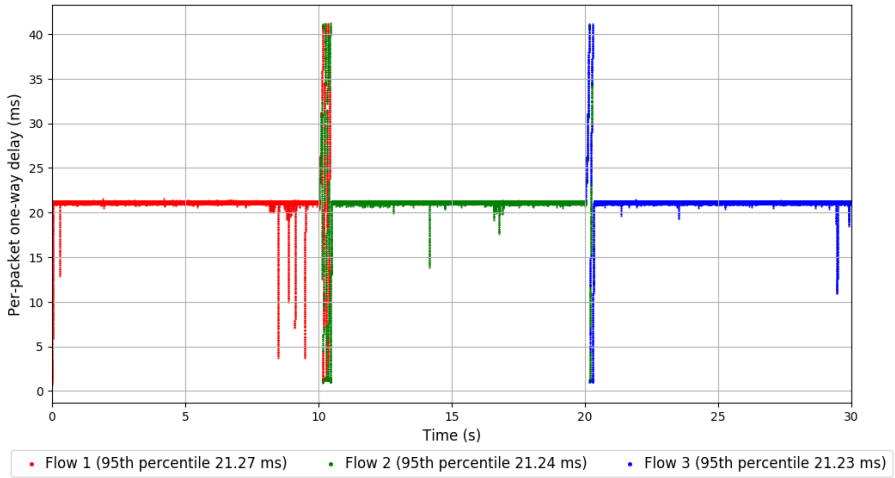

```
Run 10: Statistics of Saturator

Start at: Sun, 09 Jul 2017 22:39:17 +0000
End at: Sun, 09 Jul 2017 22:39:47 +0000
Local clock offset: -1.422 ms
Remote clock offset: 0.004 ms

# Below is generated by plot.py at Mon, 10 Jul 2017 02:18:06 +0000
# Datalink statistics
-- Total of 3 flows:
Average throughput: 97.21 Mbit/s
95th percentile per-packet one-way delay: 56.972 ms
Loss rate: 8.87%
-- Flow 1:
Average throughput: 58.39 Mbit/s
95th percentile per-packet one-way delay: 57.563 ms
Loss rate: 6.57%
-- Flow 2:
Average throughput: 58.26 Mbit/s
95th percentile per-packet one-way delay: 40.005 ms
Loss rate: 12.09%
-- Flow 3:
Average throughput: 105.77 Mbit/s
95th percentile per-packet one-way delay: 40.592 ms
Loss rate: 66.67%
```

Run 10: Report of Saturator — Data Link

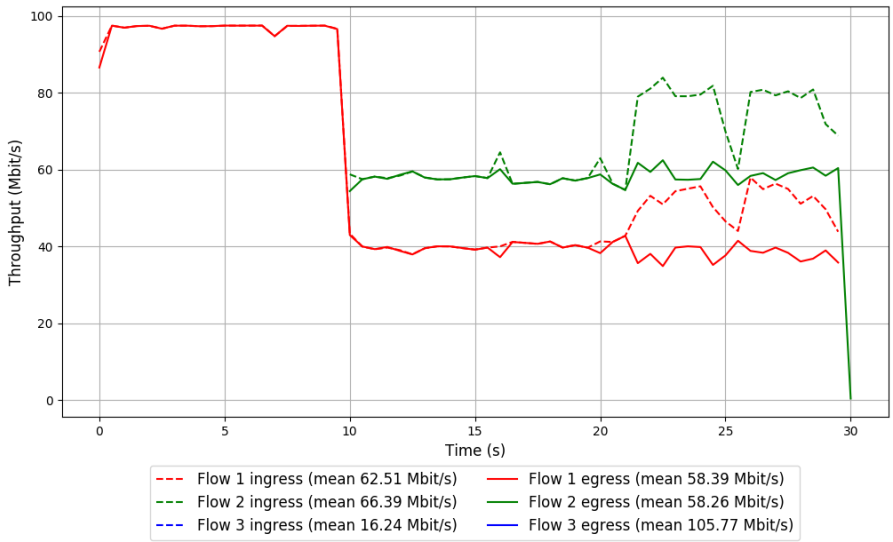

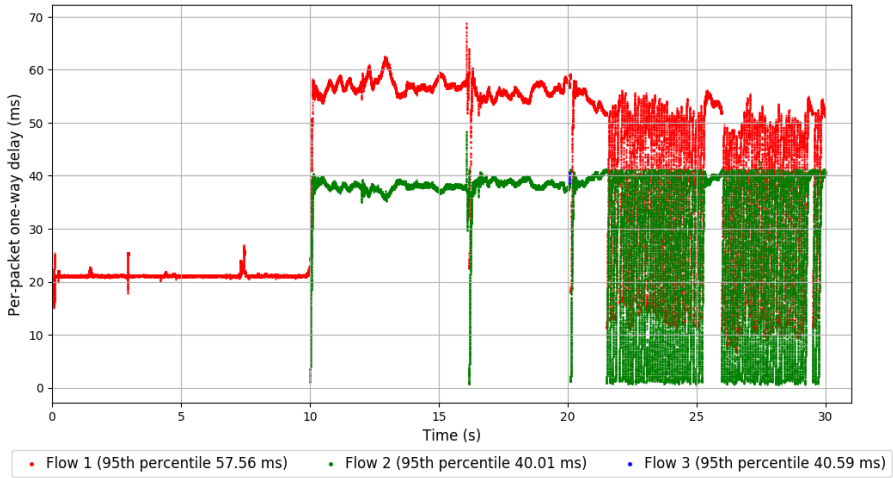

```
Run 1: Statistics of SCReAM

Start at: Sun, 09 Jul 2017 20:13:04 +0000
End at: Sun, 09 Jul 2017 20:13:34 +0000
Local clock offset: -0.38 ms
Remote clock offset: 0.285 ms

# Below is generated by plot.py at Mon, 10 Jul 2017 02:18:06 +0000
# Datalink statistics
-- Total of 3 flows:
Average throughput: 0.44 Mbit/s
95th percentile per-packet one-way delay: 1.577 ms
Loss rate: 0.00%
-- Flow 1:
Average throughput: 0.22 Mbit/s
95th percentile per-packet one-way delay: 1.578 ms
Loss rate: 0.00%
-- Flow 2:
Average throughput: 0.22 Mbit/s
95th percentile per-packet one-way delay: 1.562 ms
Loss rate: 0.00%
-- Flow 3:
Average throughput: 0.22 Mbit/s
95th percentile per-packet one-way delay: 1.587 ms
Loss rate: 0.00%
```

Run 1: Report of SCReAM — Data Link

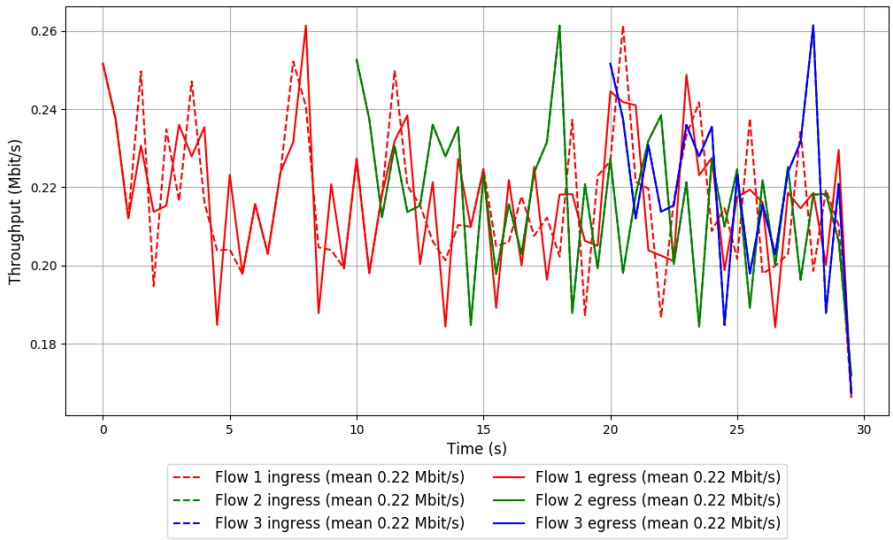

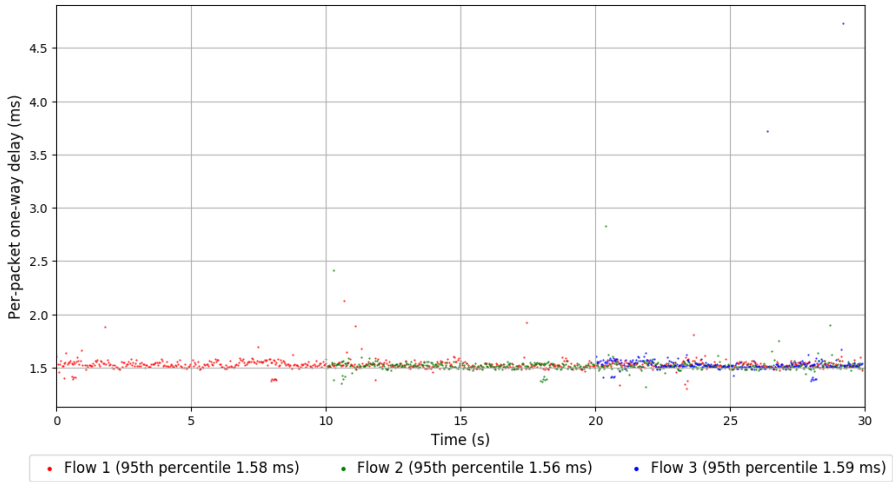

```
Run 2: Statistics of SCReAM

Start at: Sun, 09 Jul 2017 20:30:10 +0000
End at: Sun, 09 Jul 2017 20:30:40 +0000
Local clock offset: -0.544 ms
Remote clock offset: 0.282 ms

# Below is generated by plot.py at Mon, 10 Jul 2017 02:18:06 +0000
# Datalink statistics
-- Total of 3 flows:
Average throughput: 0.43 Mbit/s
95th percentile per-packet one-way delay: 1.366 ms
Loss rate: 0.00%
-- Flow 1:
Average throughput: 0.22 Mbit/s
95th percentile per-packet one-way delay: 1.379 ms
Loss rate: 0.00%
-- Flow 2:
Average throughput: 0.22 Mbit/s
95th percentile per-packet one-way delay: 1.329 ms
Loss rate: 0.00%
-- Flow 3:
Average throughput: 0.22 Mbit/s
95th percentile per-packet one-way delay: 1.331 ms
Loss rate: 0.00%
```

Run 2: Report of SCReAM — Data Link

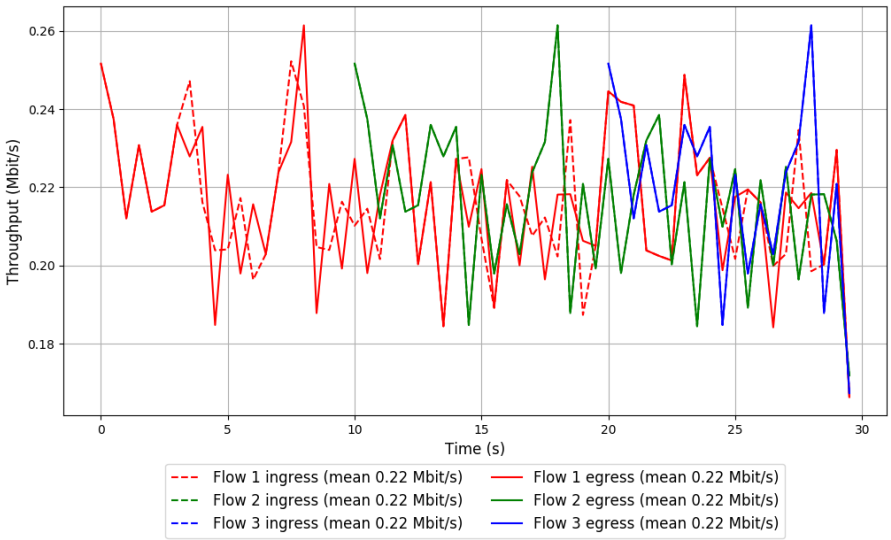

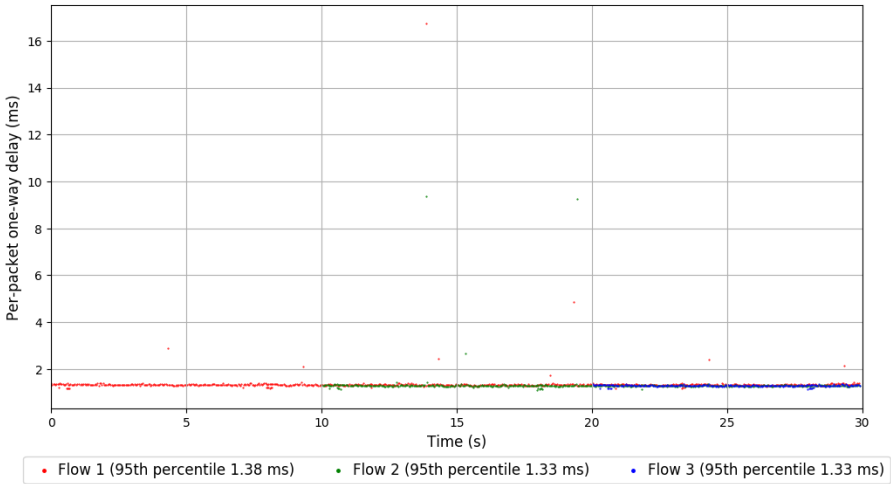

```
Run 3: Statistics of SCReAM

Start at: Sun, 09 Jul 2017 20:47:44 +0000
End at: Sun, 09 Jul 2017 20:48:14 +0000
Local clock offset: -0.762 ms
Remote clock offset: 0.294 ms

# Below is generated by plot.py at Mon, 10 Jul 2017 02:18:06 +0000
# Datalink statistics
-- Total of 3 flows:
Average throughput: 0.43 Mbit/s
95th percentile per-packet one-way delay: 1.210 ms
Loss rate: 0.00%
-- Flow 1:
Average throughput: 0.22 Mbit/s
95th percentile per-packet one-way delay: 1.212 ms
Loss rate: 0.00%
-- Flow 2:
Average throughput: 0.22 Mbit/s
95th percentile per-packet one-way delay: 1.209 ms
Loss rate: 0.00%
-- Flow 3:
Average throughput: 0.22 Mbit/s
95th percentile per-packet one-way delay: 1.194 ms
Loss rate: 0.00%
```

Run 3: Report of SCReAM — Data Link

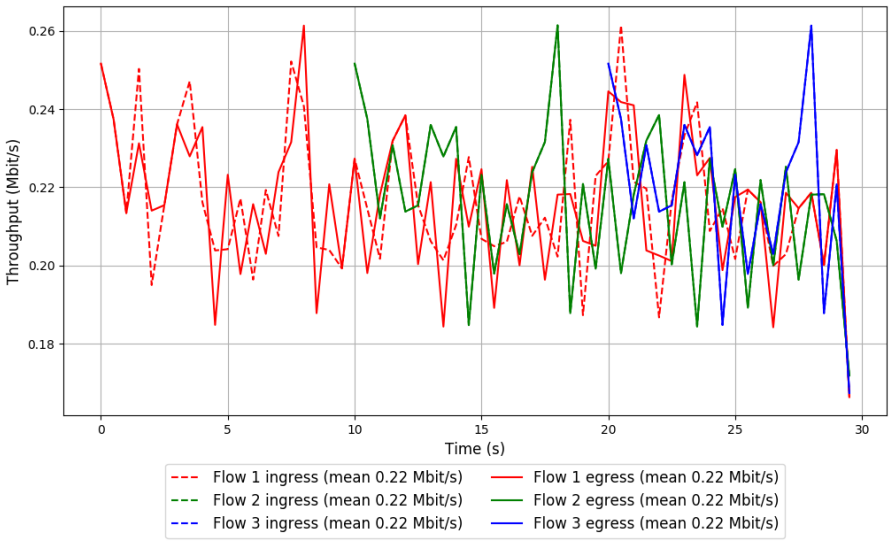

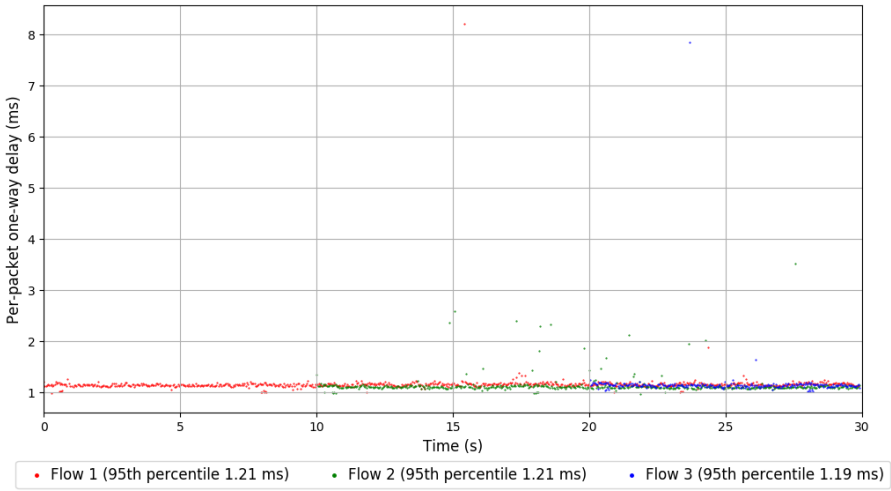

```
Run 4: Statistics of SCReAM

Start at: Sun, 09 Jul 2017 21:04:57 +0000
End at: Sun, 09 Jul 2017 21:05:27 +0000
Local clock offset: -0.838 ms
Remote clock offset: 0.246 ms

# Below is generated by plot.py at Mon, 10 Jul 2017 02:18:06 +0000
# Datalink statistics
-- Total of 3 flows:
Average throughput: 0.44 Mbit/s
95th percentile per-packet one-way delay: 1.106 ms
Loss rate: 0.00%
-- Flow 1:
Average throughput: 0.22 Mbit/s
95th percentile per-packet one-way delay: 1.118 ms
Loss rate: 0.00%
-- Flow 2:
Average throughput: 0.22 Mbit/s
95th percentile per-packet one-way delay: 1.088 ms
Loss rate: 0.00%
-- Flow 3:
Average throughput: 0.22 Mbit/s
95th percentile per-packet one-way delay: 1.082 ms
Loss rate: 0.00%
```

Run 4: Report of SCReAM — Data Link

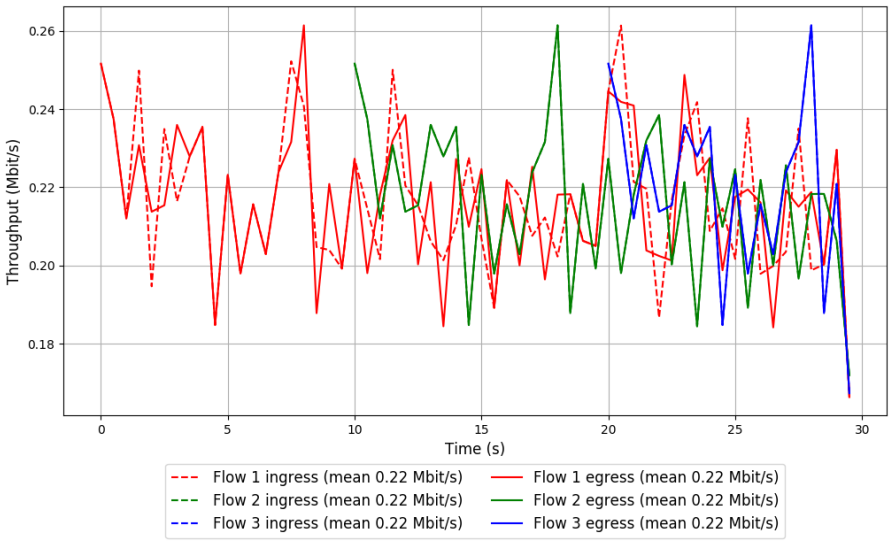

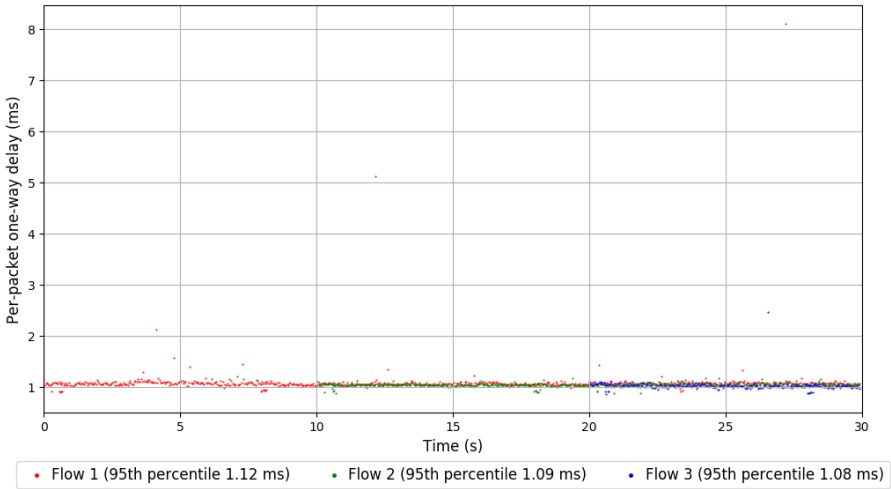

```
Run 5: Statistics of SCReAM

Start at: Sun, 09 Jul 2017 21:22:09 +0000
End at: Sun, 09 Jul 2017 21:22:39 +0000
Local clock offset: -0.945 ms
Remote clock offset: 0.206 ms

# Below is generated by plot.py at Mon, 10 Jul 2017 02:18:06 +0000
# Datalink statistics
-- Total of 3 flows:
Average throughput: 0.43 Mbit/s
95th percentile per-packet one-way delay: 1.024 ms
Loss rate: 0.00%
-- Flow 1:
Average throughput: 0.22 Mbit/s
95th percentile per-packet one-way delay: 1.039 ms
Loss rate: 0.00%
-- Flow 2:
Average throughput: 0.22 Mbit/s
95th percentile per-packet one-way delay: 0.985 ms
Loss rate: 0.00%
-- Flow 3:
Average throughput: 0.22 Mbit/s
95th percentile per-packet one-way delay: 1.026 ms
Loss rate: 0.00%
```

Run 5: Report of SCReAM — Data Link

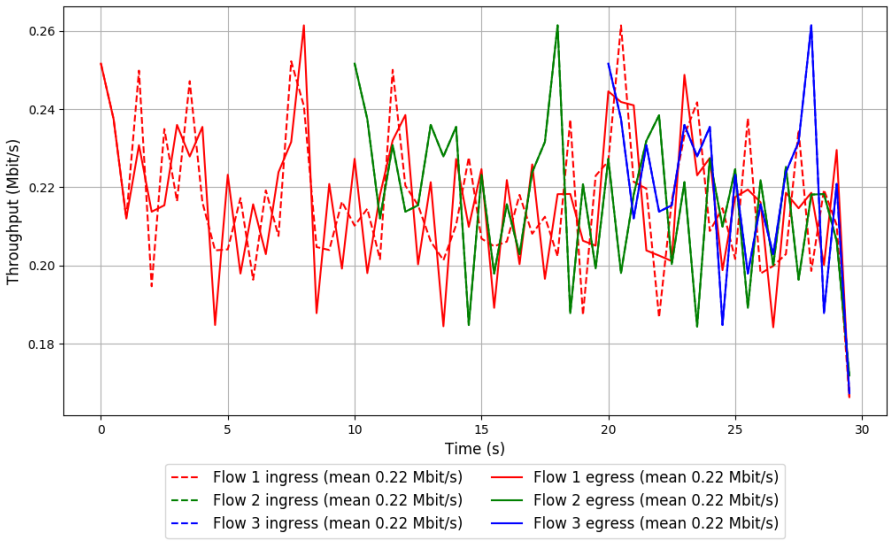

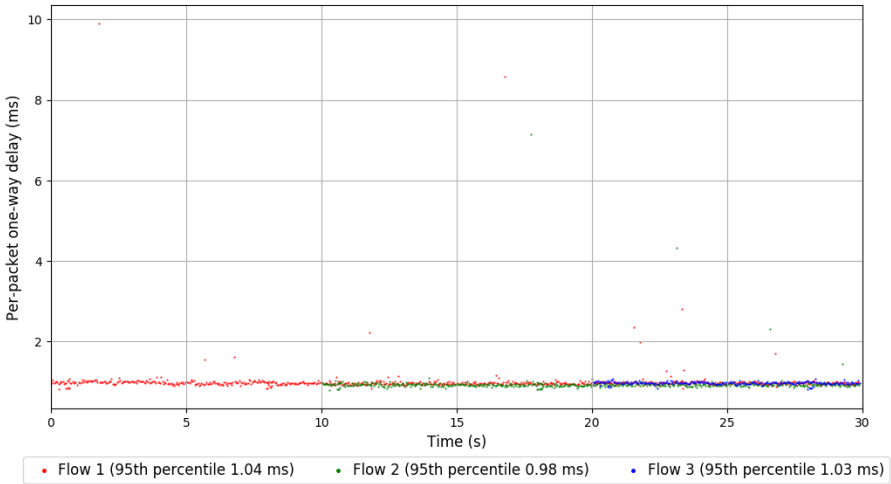

```
Run 6: Statistics of SCReAM

Start at: Sun, 09 Jul 2017 21:39:12 +0000
End at: Sun, 09 Jul 2017 21:39:42 +0000
Local clock offset: -1.024 ms
Remote clock offset: 0.234 ms

# Below is generated by plot.py at Mon, 10 Jul 2017 02:18:06 +0000
# Datalink statistics
-- Total of 3 flows:
Average throughput: 0.43 Mbit/s
95th percentile per-packet one-way delay: 1.028 ms
Loss rate: 0.00%
-- Flow 1:
Average throughput: 0.22 Mbit/s
95th percentile per-packet one-way delay: 1.008 ms
Loss rate: 0.00%
-- Flow 2:
Average throughput: 0.22 Mbit/s
95th percentile per-packet one-way delay: 1.024 ms
Loss rate: 0.00%
-- Flow 3:
Average throughput: 0.22 Mbit/s
95th percentile per-packet one-way delay: 1.057 ms
Loss rate: 0.00%
```

Run 6: Report of SCReAM — Data Link

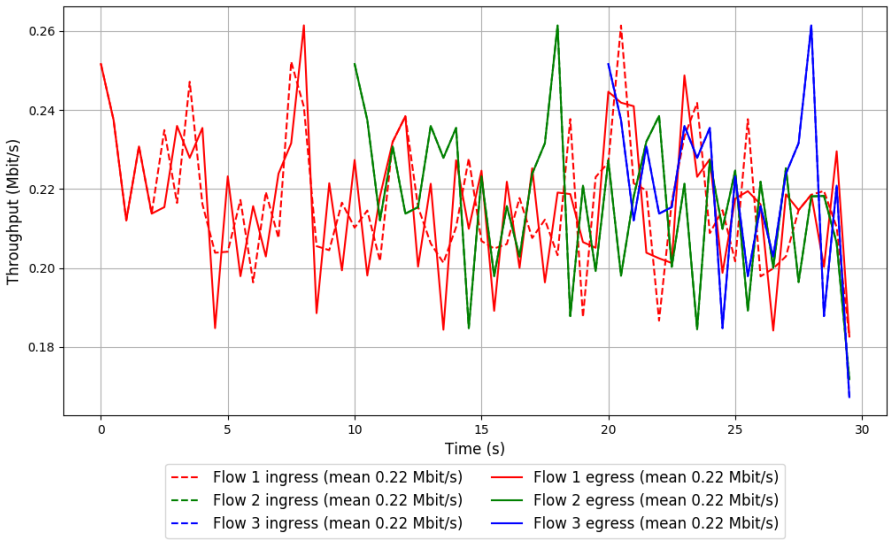

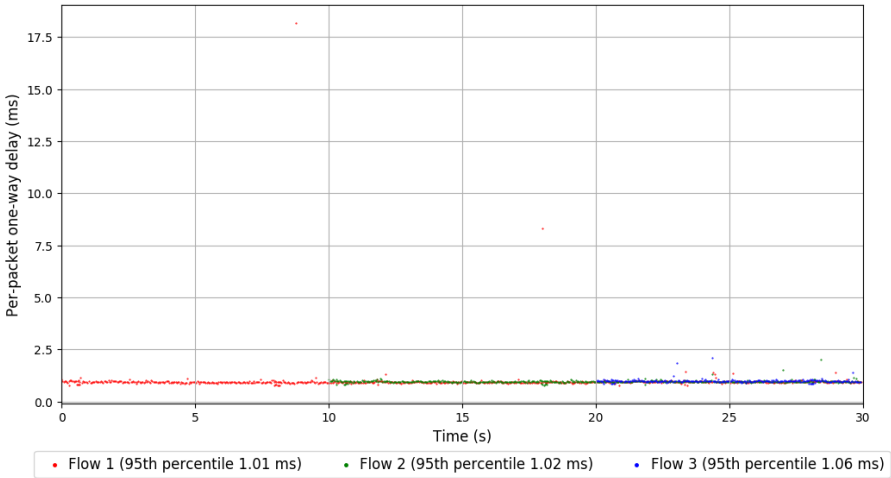

```
Run 7: Statistics of SCReAM

Start at: Sun, 09 Jul 2017 21:56:12 +0000
End at: Sun, 09 Jul 2017 21:56:42 +0000
Local clock offset: -1.007 ms
Remote clock offset: 0.225 ms

# Below is generated by plot.py at Mon, 10 Jul 2017 02:18:06 +0000
# Datalink statistics
-- Total of 3 flows:
Average throughput: 0.43 Mbit/s
95th percentile per-packet one-way delay: 1.082 ms
Loss rate: 0.00%
-- Flow 1:
Average throughput: 0.22 Mbit/s
95th percentile per-packet one-way delay: 1.106 ms
Loss rate: 0.00%
-- Flow 2:
Average throughput: 0.22 Mbit/s
95th percentile per-packet one-way delay: 1.037 ms
Loss rate: 0.00%
-- Flow 3:
Average throughput: 0.22 Mbit/s
95th percentile per-packet one-way delay: 1.033 ms
Loss rate: 0.00%
```

Run 7: Report of SCReAM — Data Link

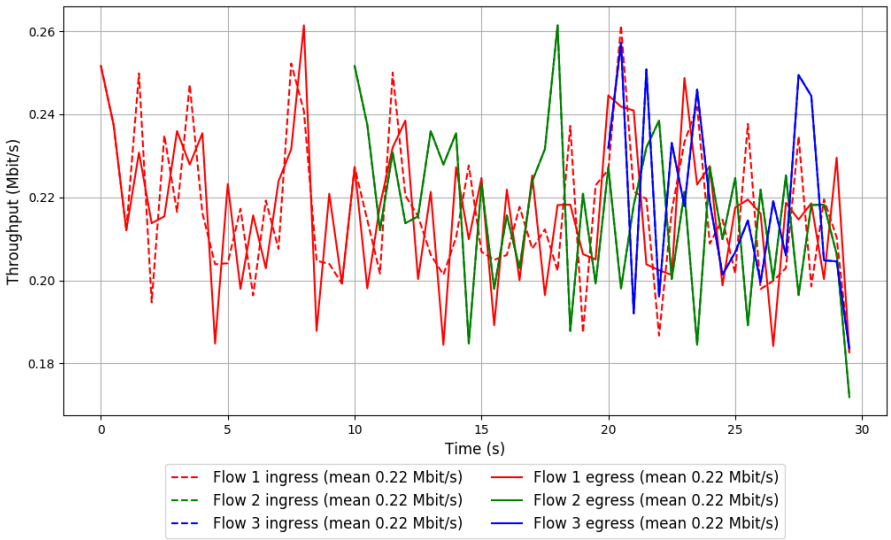

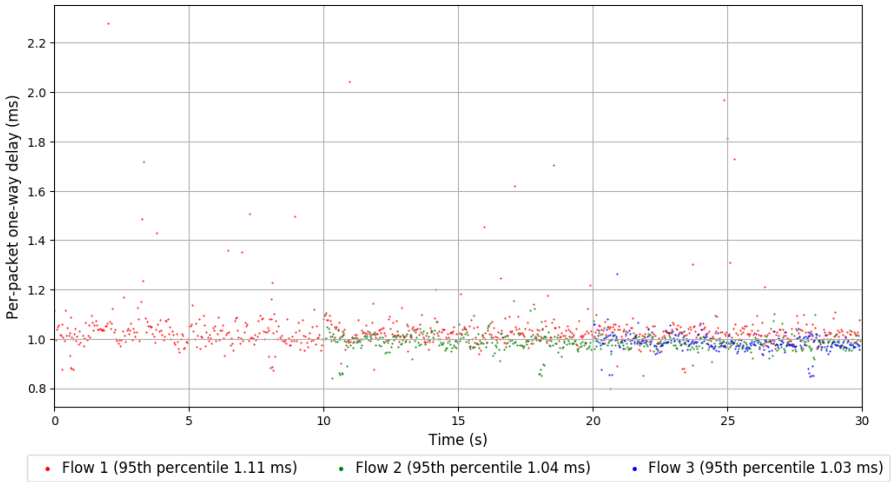

```
Run 8: Statistics of SCReAM

Start at: Sun, 09 Jul 2017 22:13:17 +0000
End at: Sun, 09 Jul 2017 22:13:47 +0000
Local clock offset: -1.228 ms
Remote clock offset: 0.101 ms

# Below is generated by plot.py at Mon, 10 Jul 2017 02:18:06 +0000
# Datalink statistics
-- Total of 3 flows:
Average throughput: 0.43 Mbit/s
95th percentile per-packet one-way delay: 0.817 ms
Loss rate: 0.00%
-- Flow 1:
Average throughput: 0.22 Mbit/s
95th percentile per-packet one-way delay: 0.817 ms
Loss rate: 0.00%
-- Flow 2:
Average throughput: 0.22 Mbit/s
95th percentile per-packet one-way delay: 0.813 ms
Loss rate: 0.00%
-- Flow 3:
Average throughput: 0.22 Mbit/s
95th percentile per-packet one-way delay: 0.818 ms
Loss rate: 0.00%
```

Run 8: Report of SCReAM — Data Link

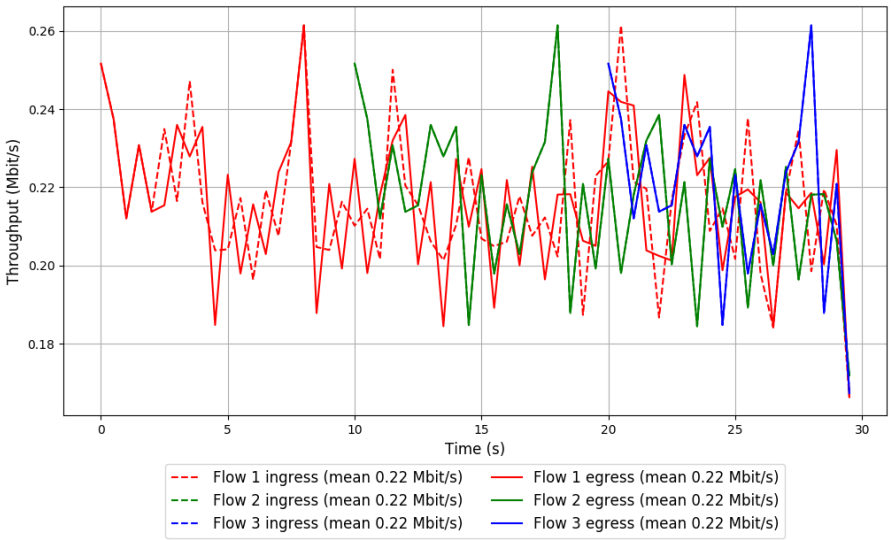

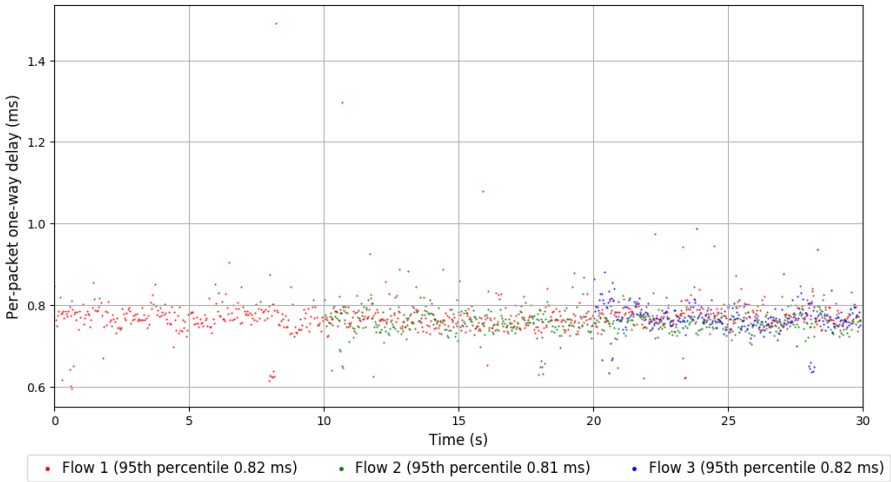

```
Run 9: Statistics of SCReAM

Start at: Sun, 09 Jul 2017 22:30:17 +0000
End at: Sun, 09 Jul 2017 22:30:47 +0000
Local clock offset: -1.365 ms
Remote clock offset: 0.075 ms

# Below is generated by plot.py at Mon, 10 Jul 2017 02:18:06 +0000
# Datalink statistics
-- Total of 3 flows:
Average throughput: 0.43 Mbit/s
95th percentile per-packet one-way delay: 0.847 ms
Loss rate: 0.00%
-- Flow 1:
Average throughput: 0.22 Mbit/s
95th percentile per-packet one-way delay: 0.858 ms
Loss rate: 0.00%
-- Flow 2:
Average throughput: 0.22 Mbit/s
95th percentile per-packet one-way delay: 0.841 ms
Loss rate: 0.00%
-- Flow 3:
Average throughput: 0.22 Mbit/s
95th percentile per-packet one-way delay: 0.825 ms
Loss rate: 0.00%
```

Run 9: Report of SCReAM — Data Link

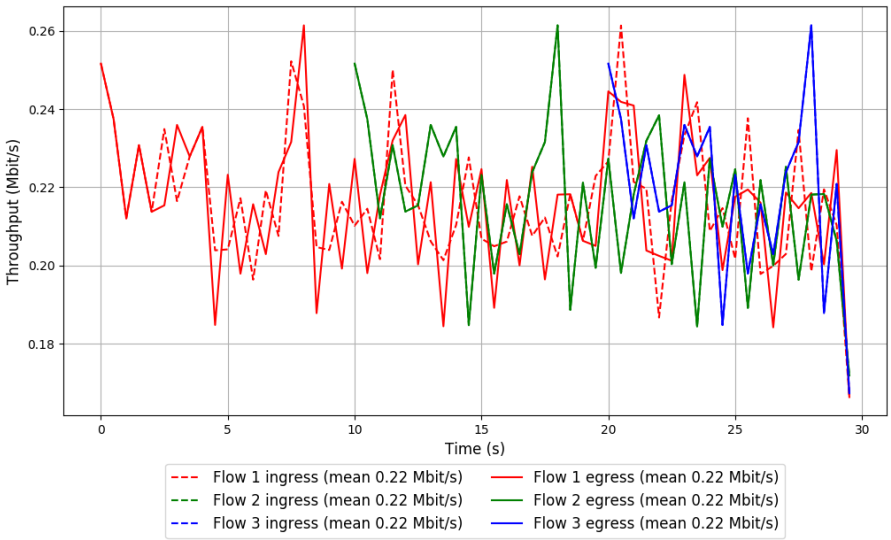

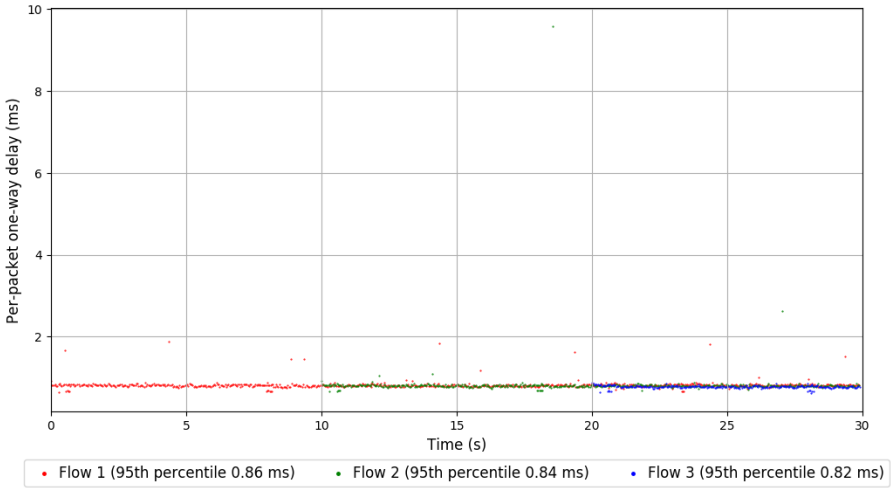

```
Run 10: Statistics of SCReAM

Start at: Sun, 09 Jul 2017 22:47:23 +0000
End at: Sun, 09 Jul 2017 22:47:53 +0000
Local clock offset: -1.6 ms
Remote clock offset: -0.162 ms

# Below is generated by plot.py at Mon, 10 Jul 2017 02:18:06 +0000
# Datalink statistics
-- Total of 3 flows:
Average throughput: 0.43 Mbit/s
95th percentile per-packet one-way delay: 0.699 ms
Loss rate: 0.00%
-- Flow 1:
Average throughput: 0.22 Mbit/s
95th percentile per-packet one-way delay: 0.704 ms
Loss rate: 0.00%
-- Flow 2:
Average throughput: 0.22 Mbit/s
95th percentile per-packet one-way delay: 0.700 ms
Loss rate: 0.00%
-- Flow 3:
Average throughput: 0.22 Mbit/s
95th percentile per-packet one-way delay: 0.663 ms
Loss rate: 0.00%
```

Run 10: Report of SCReAM — Data Link

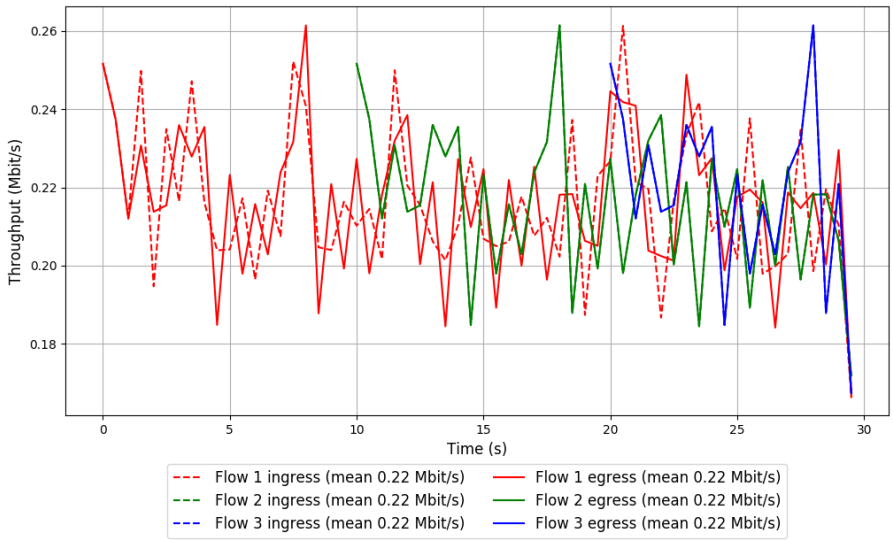

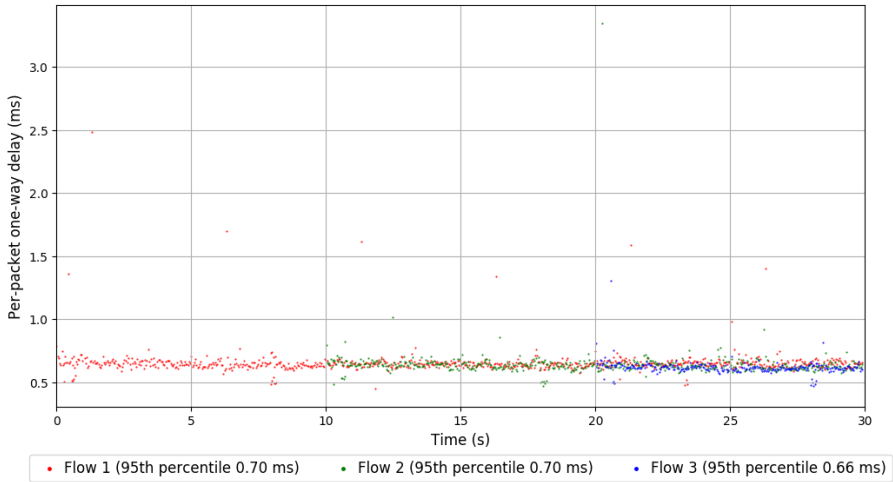

```
Run 1: Statistics of Sprout

Start at: Sun, 09 Jul 2017 19:59:17 +0000
End at: Sun, 09 Jul 2017 19:59:47 +0000
Local clock offset: -0.313 ms
Remote clock offset: 0.16 ms

# Below is generated by plot.py at Mon, 10 Jul 2017 02:18:17 +0000
# Datalink statistics
-- Total of 3 flows:
Average throughput: 78.26 Mbit/s
95th percentile per-packet one-way delay: 21.397 ms
Loss rate: 0.00%
-- Flow 1:
Average throughput: 41.85 Mbit/s
95th percentile per-packet one-way delay: 20.108 ms
Loss rate: 0.00%
-- Flow 2:
Average throughput: 40.26 Mbit/s
95th percentile per-packet one-way delay: 20.340 ms
Loss rate: 0.00%
-- Flow 3:
Average throughput: 29.10 Mbit/s
95th percentile per-packet one-way delay: 24.167 ms
Loss rate: 0.00%
```

Run 1: Report of Sprout — Data Link

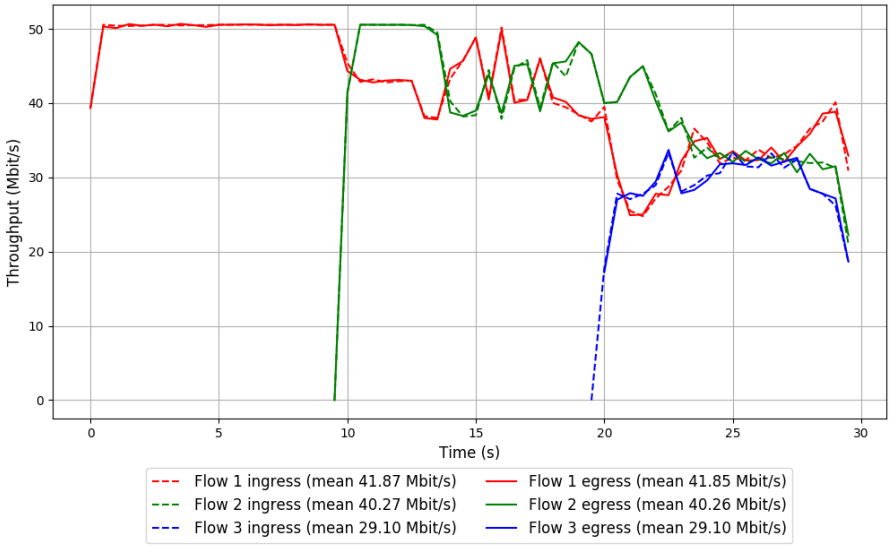

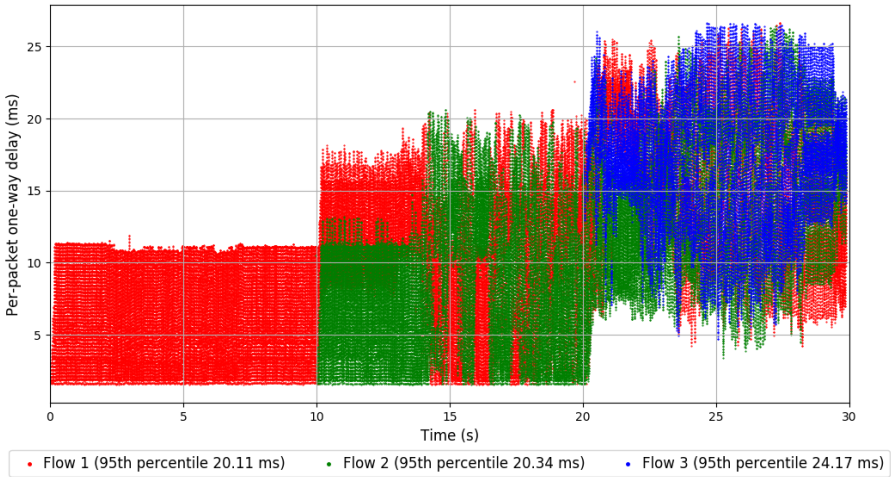

```
Run 2: Statistics of Sprout

Start at: Sun, 09 Jul 2017 20:16:21 +0000
End at: Sun, 09 Jul 2017 20:16:51 +0000
Local clock offset: -0.414 ms
Remote clock offset: 0.227 ms

# Below is generated by plot.py at Mon, 10 Jul 2017 02:18:17 +0000
# Datalink statistics
-- Total of 3 flows:
Average throughput: 77.92 Mbit/s
95th percentile per-packet one-way delay: 21.183 ms
Loss rate: 0.03%
-- Flow 1:
Average throughput: 42.57 Mbit/s
95th percentile per-packet one-way delay: 19.298 ms
Loss rate: 0.06%
-- Flow 2:
Average throughput: 38.28 Mbit/s
95th percentile per-packet one-way delay: 21.260 ms
Loss rate: 0.00%
-- Flow 3:
Average throughput: 30.00 Mbit/s
95th percentile per-packet one-way delay: 23.879 ms
Loss rate: 0.00%
```

Run 2: Report of Sprout — Data Link

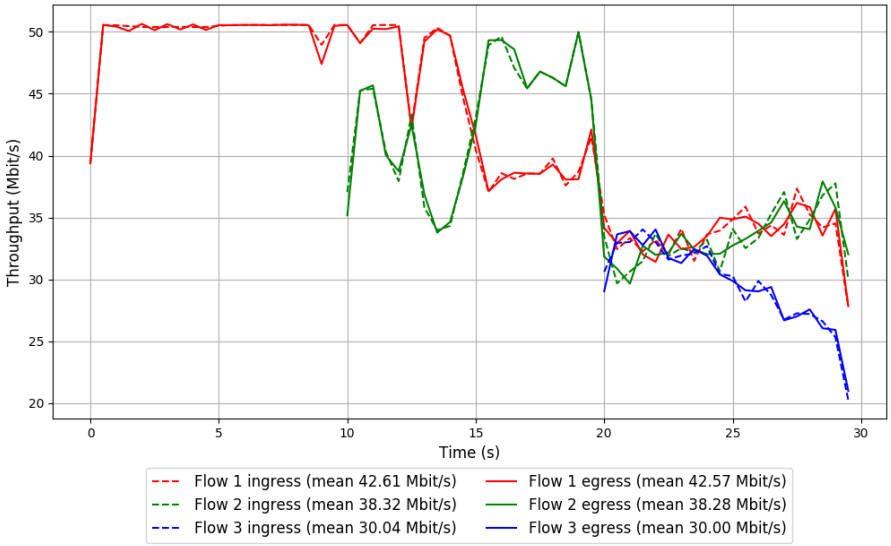

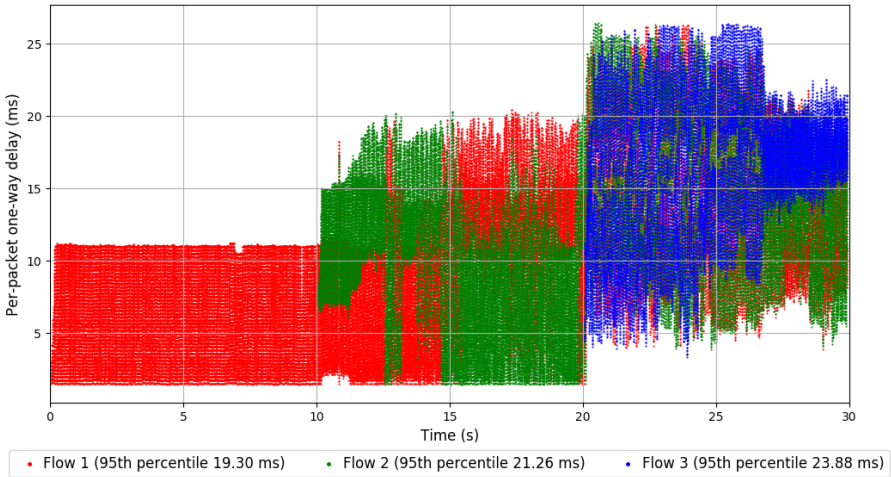

```
Run 3: Statistics of Sprout

Start at: Sun, 09 Jul 2017 20:33:28 +0000
End at: Sun, 09 Jul 2017 20:33:58 +0000
Local clock offset: -0.562 ms
Remote clock offset: 0.25 ms

# Below is generated by plot.py at Mon, 10 Jul 2017 02:18:27 +0000
# Datalink statistics
-- Total of 3 flows:
Average throughput: 77.25 Mbit/s
95th percentile per-packet one-way delay: 21.127 ms
Loss rate: 0.01%
-- Flow 1:
Average throughput: 40.11 Mbit/s
95th percentile per-packet one-way delay: 21.431 ms
Loss rate: 0.01%
-- Flow 2:
Average throughput: 38.84 Mbit/s
95th percentile per-packet one-way delay: 20.273 ms
Loss rate: 0.00%
-- Flow 3:
Average throughput: 34.17 Mbit/s
95th percentile per-packet one-way delay: 21.902 ms
Loss rate: 0.00%
```

Run 3: Report of Sprout — Data Link

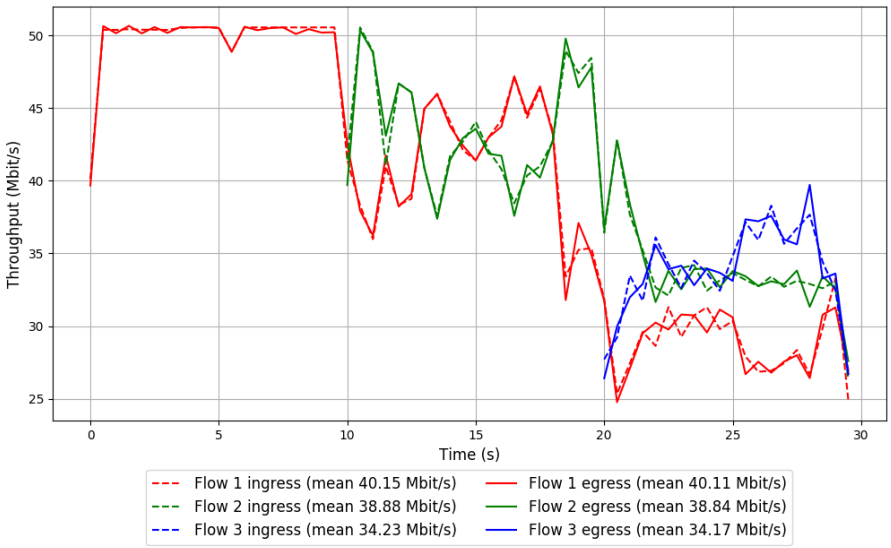

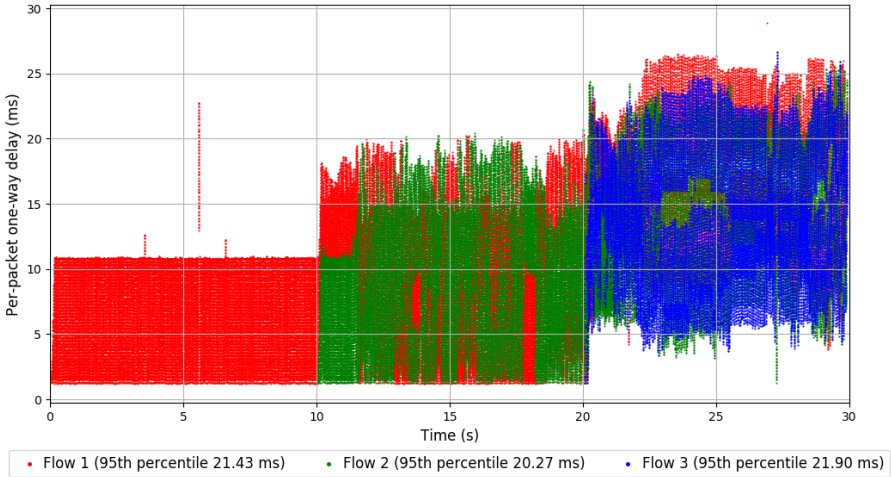

```
Run 4: Statistics of Sprout

Start at: Sun, 09 Jul 2017 20:51:01 +0000
End at: Sun, 09 Jul 2017 20:51:31 +0000
Local clock offset: -0.753 ms
Remote clock offset: 0.223 ms

# Below is generated by plot.py at Mon, 10 Jul 2017 02:18:29 +0000
# Datalink statistics
-- Total of 3 flows:
Average throughput: 78.00 Mbit/s
95th percentile per-packet one-way delay: 20.236 ms
Loss rate: 0.00%
-- Flow 1:
Average throughput: 43.92 Mbit/s
95th percentile per-packet one-way delay: 18.383 ms
Loss rate: 0.00%
-- Flow 2:
Average throughput: 35.04 Mbit/s
95th percentile per-packet one-way delay: 20.678 ms
Loss rate: 0.00%
-- Flow 3:
Average throughput: 32.64 Mbit/s
95th percentile per-packet one-way delay: 22.418 ms
Loss rate: 0.00%
```

Run 4: Report of Sprout — Data Link

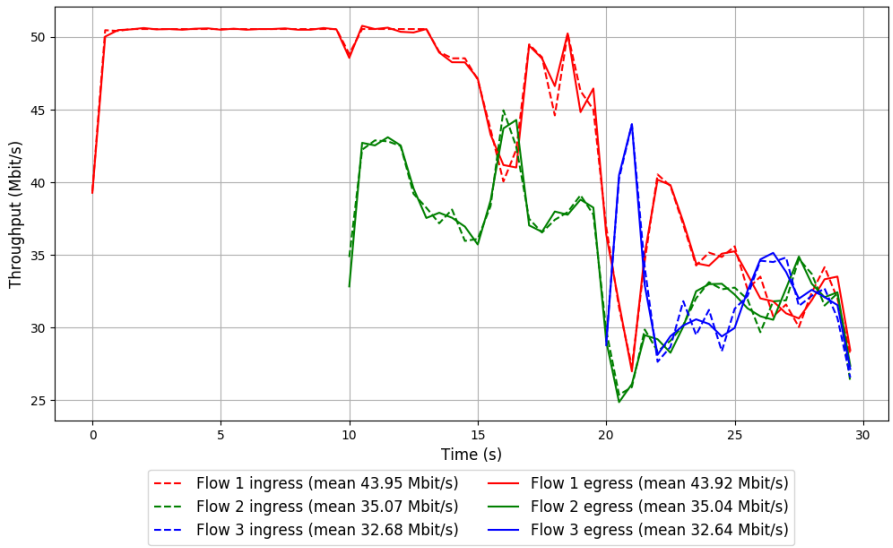

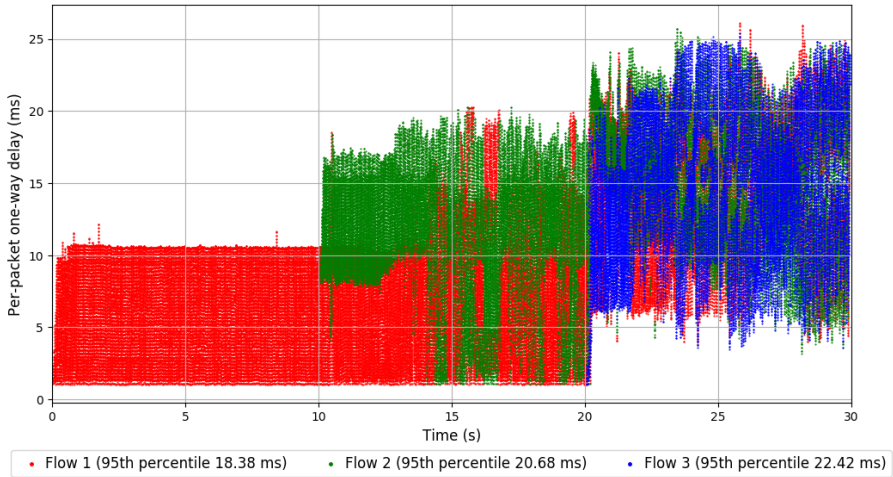

```
Run 5: Statistics of Sprout

Start at: Sun, 09 Jul 2017 21:08:15 +0000
End at: Sun, 09 Jul 2017 21:08:45 +0000
Local clock offset: -0.857 ms
Remote clock offset: 0.219 ms

# Below is generated by plot.py at Mon, 10 Jul 2017 02:18:39 +0000
# Datalink statistics
-- Total of 3 flows:
Average throughput: 80.93 Mbit/s
95th percentile per-packet one-way delay: 20.234 ms
Loss rate: 0.00%
-- Flow 1:
Average throughput: 43.43 Mbit/s
95th percentile per-packet one-way delay: 19.741 ms
Loss rate: 0.00%
-- Flow 2:
Average throughput: 39.67 Mbit/s
95th percentile per-packet one-way delay: 19.520 ms
Loss rate: 0.00%
-- Flow 3:
Average throughput: 33.78 Mbit/s
95th percentile per-packet one-way delay: 22.246 ms
Loss rate: 0.00%
```

Run 5: Report of Sprout — Data Link

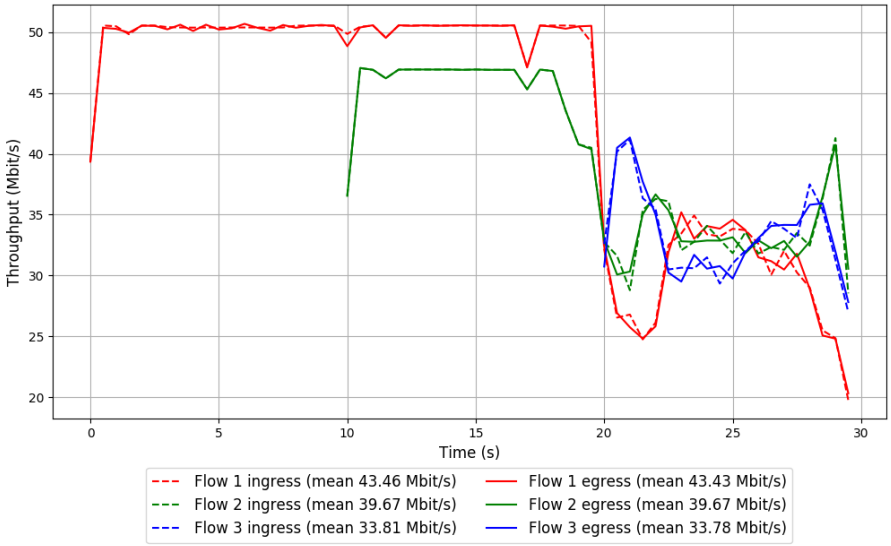

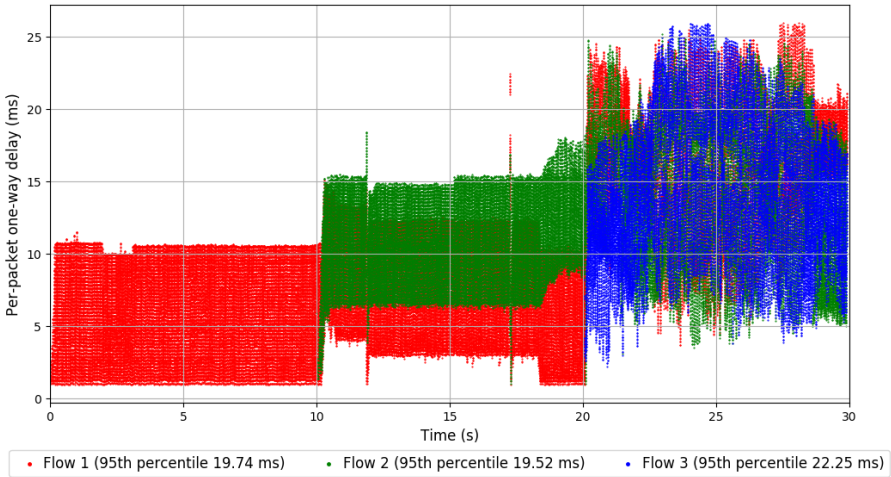

```
Run 6: Statistics of Sprout

Start at: Sun, 09 Jul 2017 21:25:26 +0000
End at: Sun, 09 Jul 2017 21:25:56 +0000
Local clock offset: -0.919 ms
Remote clock offset: 0.233 ms

# Below is generated by plot.py at Mon, 10 Jul 2017 02:18:40 +0000
# Datalink statistics
-- Total of 3 flows:
Average throughput: 77.79 Mbit/s
95th percentile per-packet one-way delay: 20.633 ms
Loss rate: 0.00%
-- Flow 1:
Average throughput: 42.20 Mbit/s
95th percentile per-packet one-way delay: 20.267 ms
Loss rate: 0.00%
-- Flow 2:
Average throughput: 36.60 Mbit/s
95th percentile per-packet one-way delay: 20.704 ms
Loss rate: 0.00%
-- Flow 3:
Average throughput: 34.05 Mbit/s
95th percentile per-packet one-way delay: 21.155 ms
Loss rate: 0.00%
```

Run 6: Report of Sprout — Data Link

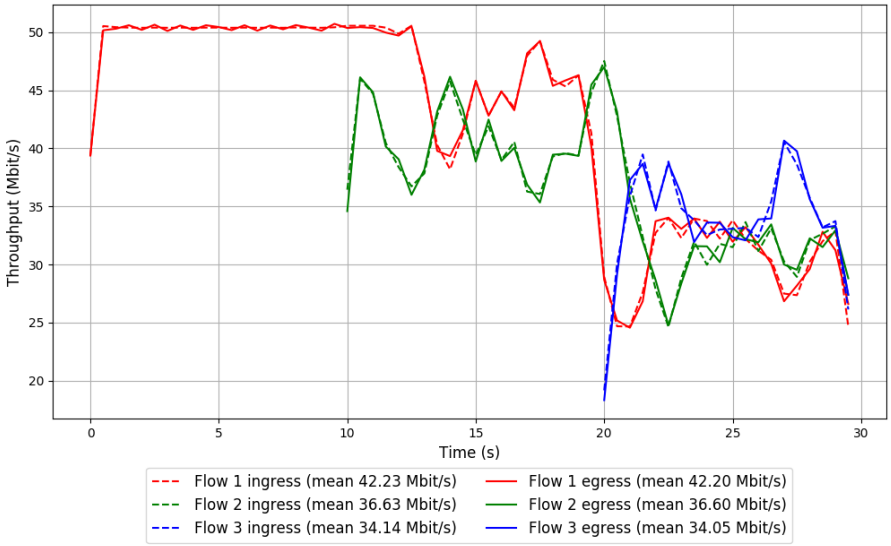

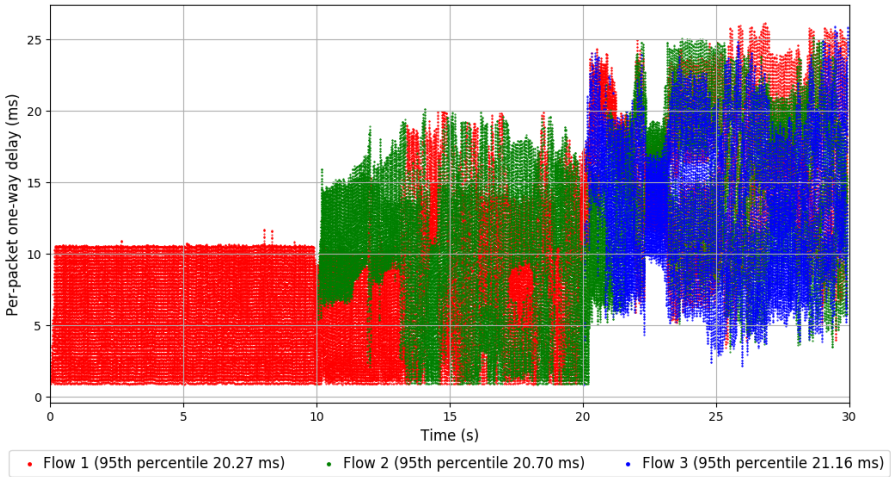

```
Run 7: Statistics of Sprout

Start at: Sun, 09 Jul 2017 21:42:29 +0000
End at: Sun, 09 Jul 2017 21:42:59 +0000
Local clock offset: -0.985 ms
Remote clock offset: 0.25 ms

# Below is generated by plot.py at Mon, 10 Jul 2017 02:18:51 +0000
# Datalink statistics
-- Total of 3 flows:
Average throughput: 79.07 Mbit/s
95th percentile per-packet one-way delay: 19.274 ms
Loss rate: 0.00%
-- Flow 1:
Average throughput: 40.49 Mbit/s
95th percentile per-packet one-way delay: 19.208 ms
Loss rate: 0.00%
-- Flow 2:
Average throughput: 41.00 Mbit/s
95th percentile per-packet one-way delay: 18.629 ms
Loss rate: 0.00%
-- Flow 3:
Average throughput: 34.32 Mbit/s
95th percentile per-packet one-way delay: 20.348 ms
Loss rate: 0.00%
```

Run 7: Report of Sprout — Data Link

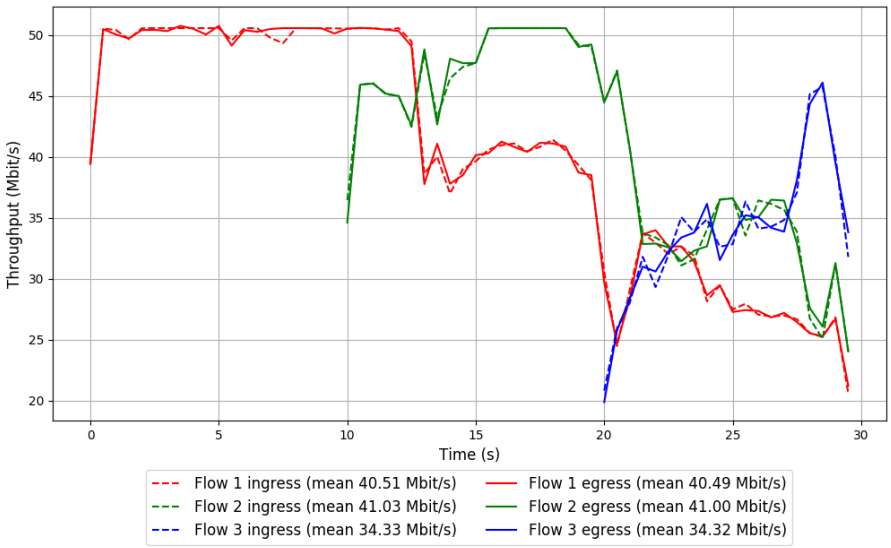

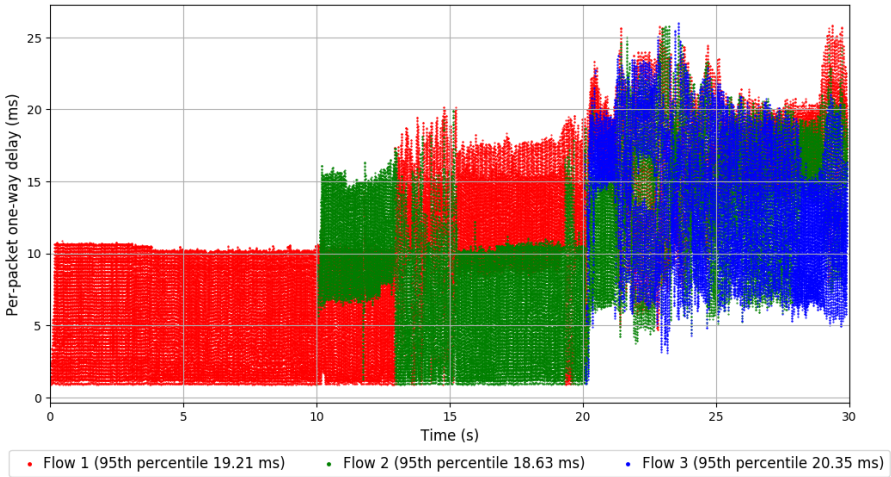

```
Run 8: Statistics of Sprout

Start at: Sun, 09 Jul 2017 21:59:29 +0000
End at: Sun, 09 Jul 2017 21:59:59 +0000
Local clock offset: -0.995 ms
Remote clock offset: 0.126 ms

# Below is generated by plot.py at Mon, 10 Jul 2017 02:18:52 +0000
# Datalink statistics
-- Total of 3 flows:
Average throughput: 77.15 Mbit/s
95th percentile per-packet one-way delay: 20.635 ms
Loss rate: 0.00%
-- Flow 1:
Average throughput: 43.01 Mbit/s
95th percentile per-packet one-way delay: 18.339 ms
Loss rate: 0.00%
-- Flow 2:
Average throughput: 36.13 Mbit/s
95th percentile per-packet one-way delay: 21.311 ms
Loss rate: 0.00%
-- Flow 3:
Average throughput: 30.66 Mbit/s
95th percentile per-packet one-way delay: 22.936 ms
Loss rate: 0.00%
```

Run 8: Report of Sprout — Data Link

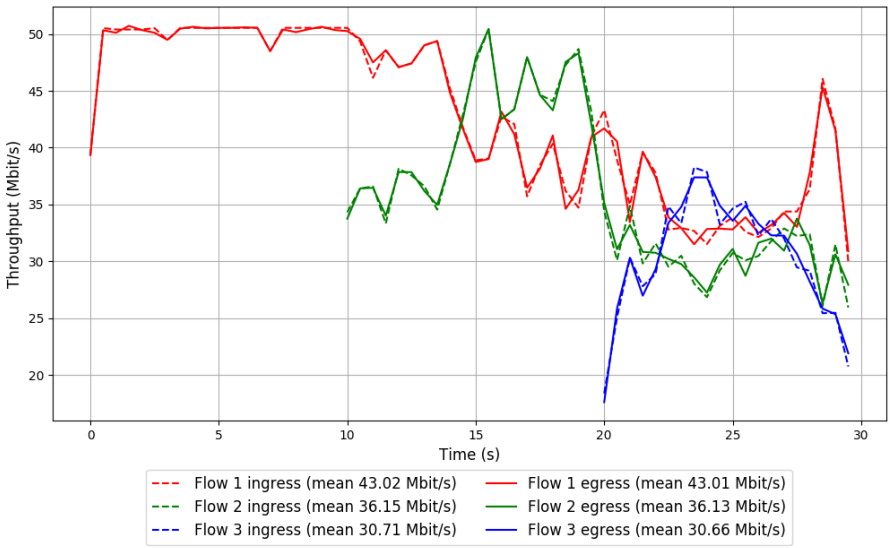

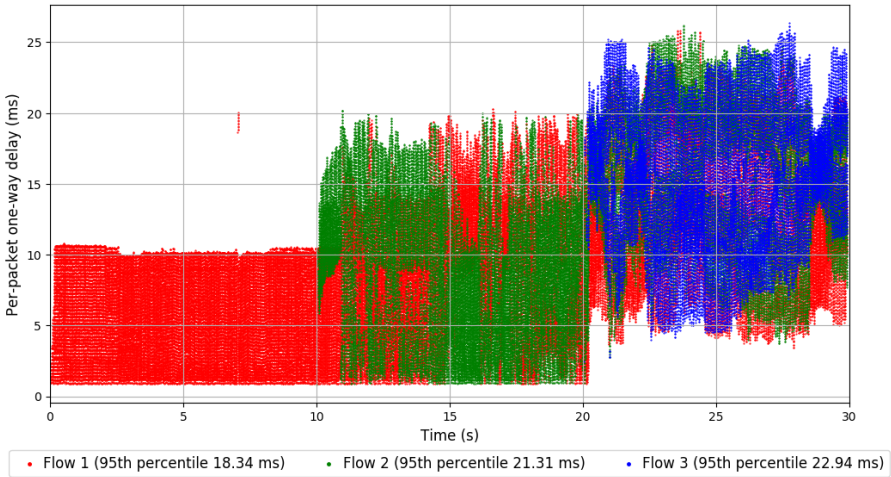

```
Run 9: Statistics of Sprout

Start at: Sun, 09 Jul 2017 22:16:35 +0000
End at: Sun, 09 Jul 2017 22:17:05 +0000
Local clock offset: -1.312 ms
Remote clock offset: 0.146 ms

# Below is generated by plot.py at Mon, 10 Jul 2017 02:19:02 +0000
# Datalink statistics
-- Total of 3 flows:
Average throughput: 77.82 Mbit/s
95th percentile per-packet one-way delay: 20.318 ms
Loss rate: 0.00%
-- Flow 1:
Average throughput: 45.12 Mbit/s
95th percentile per-packet one-way delay: 17.074 ms
Loss rate: 0.00%
-- Flow 2:
Average throughput: 34.57 Mbit/s
95th percentile per-packet one-way delay: 20.974 ms
Loss rate: 0.00%
-- Flow 3:
Average throughput: 29.37 Mbit/s
95th percentile per-packet one-way delay: 22.741 ms
Loss rate: 0.00%
```

Run 9: Report of Sprout — Data Link

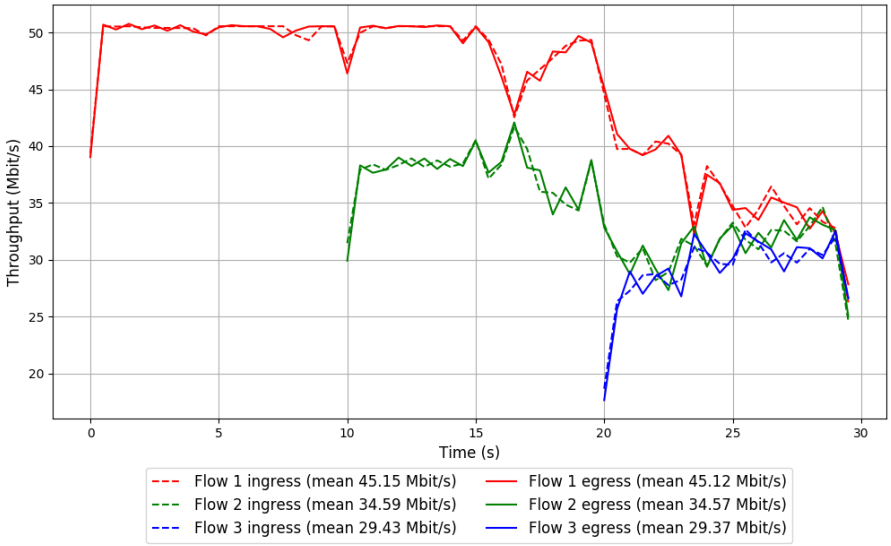

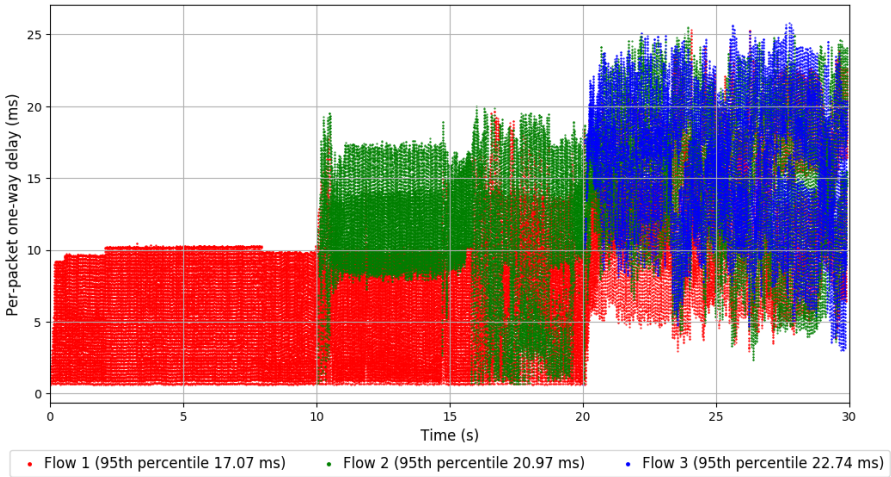

```
Run 10: Statistics of Sprout

Start at: Sun, 09 Jul 2017 22:33:34 +0000
End at: Sun, 09 Jul 2017 22:34:04 +0000
Local clock offset: -1.432 ms
Remote clock offset: -0.06 ms

# Below is generated by plot.py at Mon, 10 Jul 2017 02:19:03 +0000
# Datalink statistics
-- Total of 3 flows:
Average throughput: 77.99 Mbit/s
95th percentile per-packet one-way delay: 20.536 ms
Loss rate: 0.00%
-- Flow 1:
Average throughput: 41.66 Mbit/s
95th percentile per-packet one-way delay: 18.232 ms
Loss rate: 0.00%
-- Flow 2:
Average throughput: 40.43 Mbit/s
95th percentile per-packet one-way delay: 19.771 ms
Loss rate: 0.00%
-- Flow 3:
Average throughput: 28.61 Mbit/s
95th percentile per-packet one-way delay: 23.182 ms
Loss rate: 0.00%
```

Run 10: Report of Sprout — Data Link

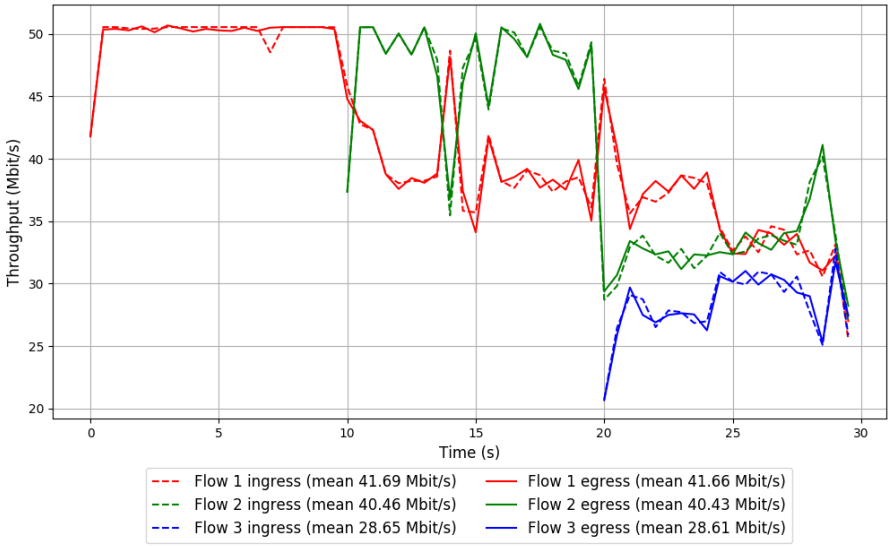

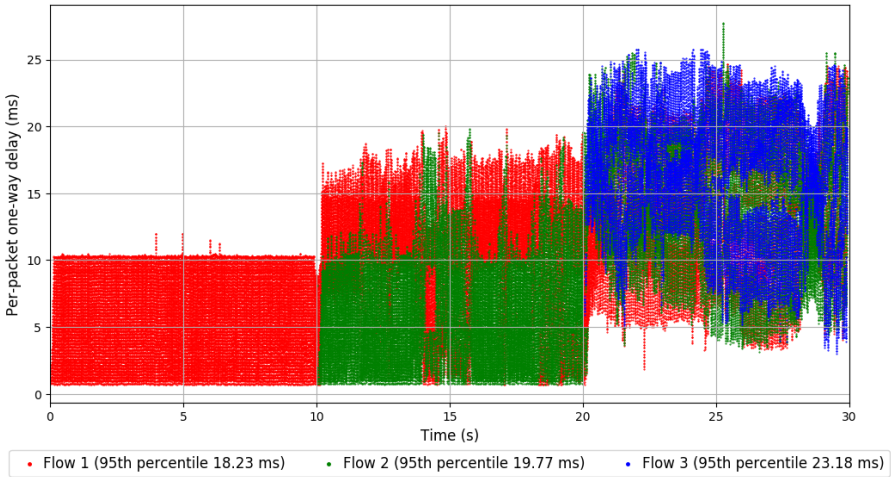

```
Run 1: Statistics of TaoVA-100x

Start at: Sun, 09 Jul 2017 20:08:21 +0000
End at: Sun, 09 Jul 2017 20:08:51 +0000
Local clock offset: -0.322 ms
Remote clock offset: 0.235 ms

# Below is generated by plot.py at Mon, 10 Jul 2017 02:19:25 +0000
# Datalink statistics
-- Total of 3 flows:
Average throughput: 87.20 Mbit/s
95th percentile per-packet one-way delay: 21.400 ms
Loss rate: 2.27%
-- Flow 1:
Average throughput: 56.89 Mbit/s
95th percentile per-packet one-way delay: 9.853 ms
Loss rate: 1.22%
-- Flow 2:
Average throughput: 27.19 Mbit/s
95th percentile per-packet one-way delay: 28.338 ms
Loss rate: 3.53%
-- Flow 3:
Average throughput: 37.22 Mbit/s
95th percentile per-packet one-way delay: 31.690 ms
Loss rate: 5.13%
```

Run 1: Report of TaoVA-100x — Data Link

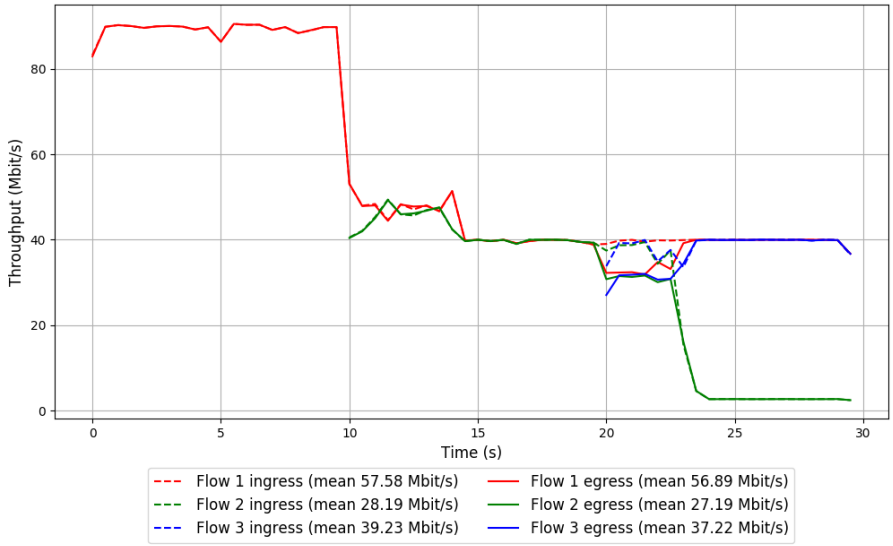

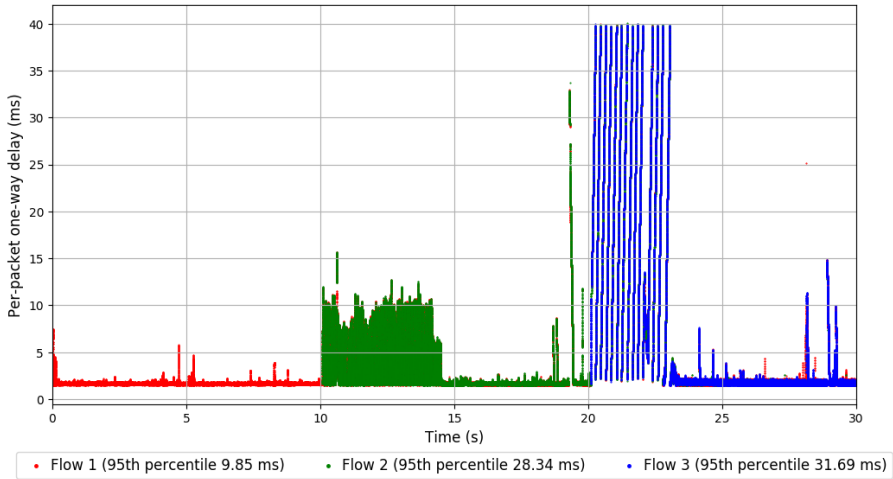

```
Run 2: Statistics of TaoVA-100x

Start at: Sun, 09 Jul 2017 20:25:28 +0000
End at: Sun, 09 Jul 2017 20:25:58 +0000
Local clock offset: -0.499 ms
Remote clock offset: 0.257 ms

# Below is generated by plot.py at Mon, 10 Jul 2017 02:19:25 +0000
# Datalink statistics
-- Total of 3 flows:
Average throughput: 88.51 Mbit/s
95th percentile per-packet one-way delay: 5.631 ms
Loss rate: 0.32%
-- Flow 1:
Average throughput: 56.67 Mbit/s
95th percentile per-packet one-way delay: 5.114 ms
Loss rate: 0.17%
-- Flow 2:
Average throughput: 39.26 Mbit/s
95th percentile per-packet one-way delay: 6.861 ms
Loss rate: 0.35%
-- Flow 3:
Average throughput: 17.53 Mbit/s
95th percentile per-packet one-way delay: 12.234 ms
Loss rate: 1.69%
```

Run 2: Report of TaoVA-100x — Data Link

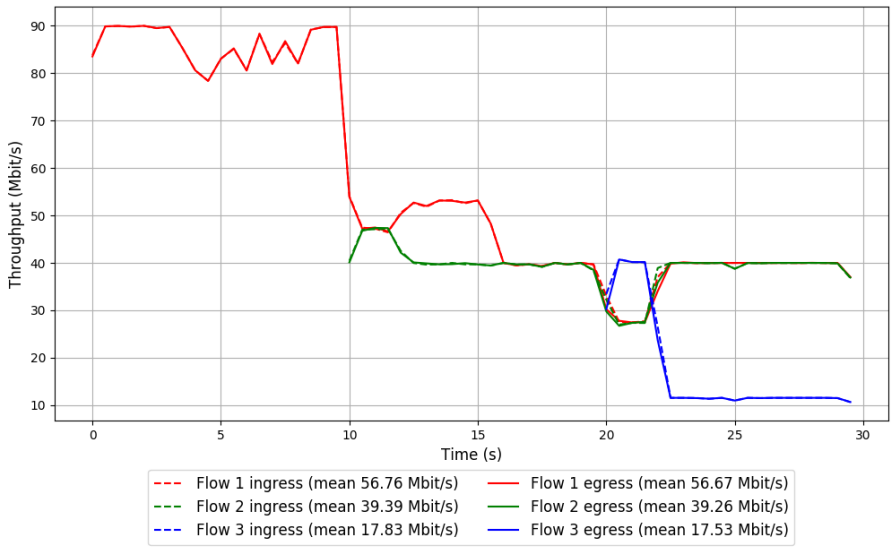

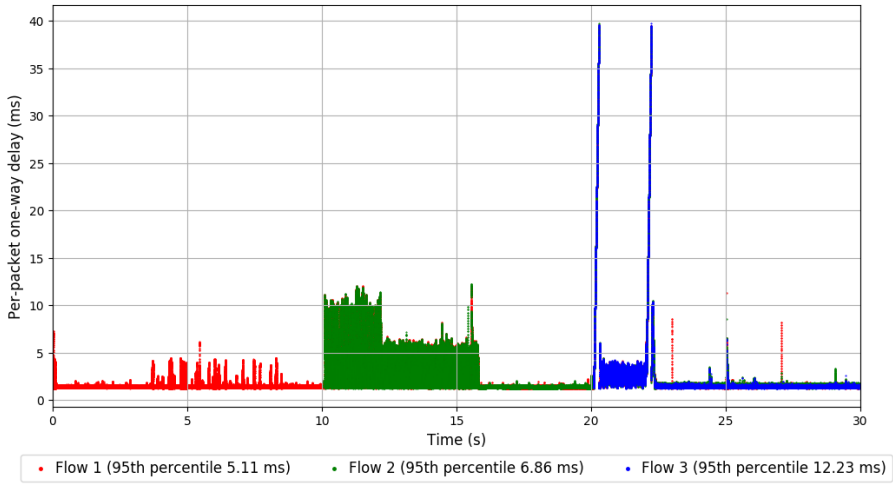

```
Run 3: Statistics of TaoVA-100x

Start at: Sun, 09 Jul 2017 20:42:40 +0000
End at: Sun, 09 Jul 2017 20:43:10 +0000
Local clock offset: -0.677 ms
Remote clock offset: 0.259 ms

# Below is generated by plot.py at Mon, 10 Jul 2017 02:19:48 +0000
# Datalink statistics
-- Total of 3 flows:
Average throughput: 92.56 Mbit/s
95th percentile per-packet one-way delay: 33.546 ms
Loss rate: 7.16%
-- Flow 1:
Average throughput: 56.05 Mbit/s
95th percentile per-packet one-way delay: 28.844 ms
Loss rate: 4.08%
-- Flow 2:
Average throughput: 39.27 Mbit/s
95th percentile per-packet one-way delay: 34.402 ms
Loss rate: 8.41%
-- Flow 3:
Average throughput: 31.75 Mbit/s
95th percentile per-packet one-way delay: 37.398 ms
Loss rate: 18.47%
```

Run 3: Report of TaoVA-100x — Data Link

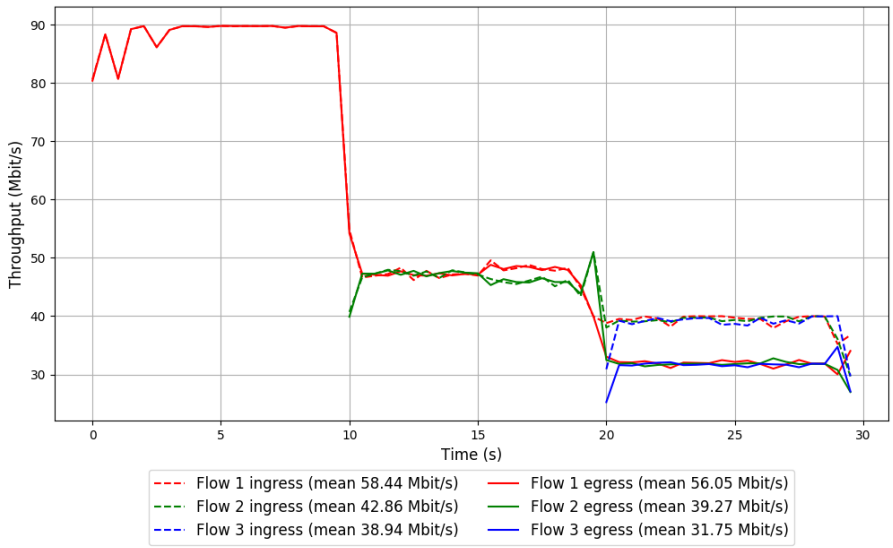

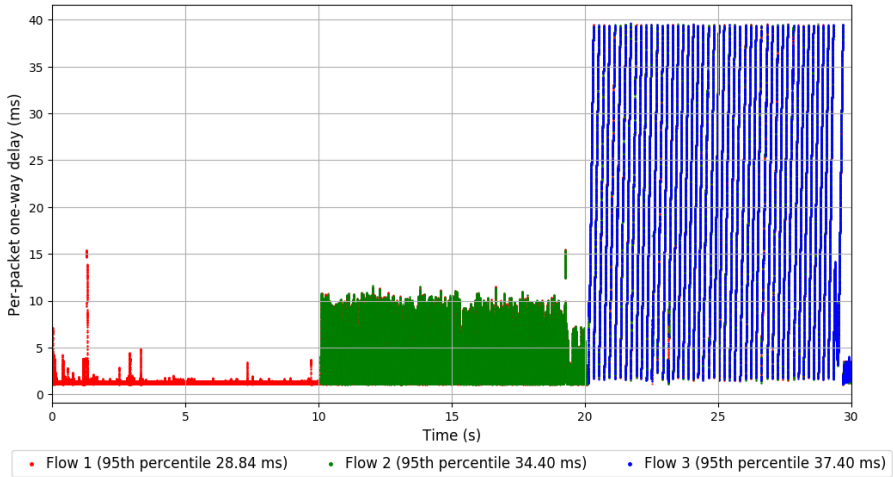

```
Run 4: Statistics of TaoVA-100x

Start at: Sun, 09 Jul 2017 21:00:15 +0000
End at: Sun, 09 Jul 2017 21:00:45 +0000
Local clock offset: -0.829 ms
Remote clock offset: 0.293 ms

# Below is generated by plot.py at Mon, 10 Jul 2017 02:19:48 +0000
# Datalink statistics
-- Total of 3 flows:
Average throughput: 83.70 Mbit/s
95th percentile per-packet one-way delay: 8.546 ms
Loss rate: 0.00%
-- Flow 1:
Average throughput: 64.82 Mbit/s
95th percentile per-packet one-way delay: 7.519 ms
Loss rate: 0.00%
-- Flow 2:
Average throughput: 26.00 Mbit/s
95th percentile per-packet one-way delay: 9.696 ms
Loss rate: 0.00%
-- Flow 3:
Average throughput: 4.83 Mbit/s
95th percentile per-packet one-way delay: 6.572 ms
Loss rate: 0.00%
```

Run 4: Report of TaoVA-100x — Data Link

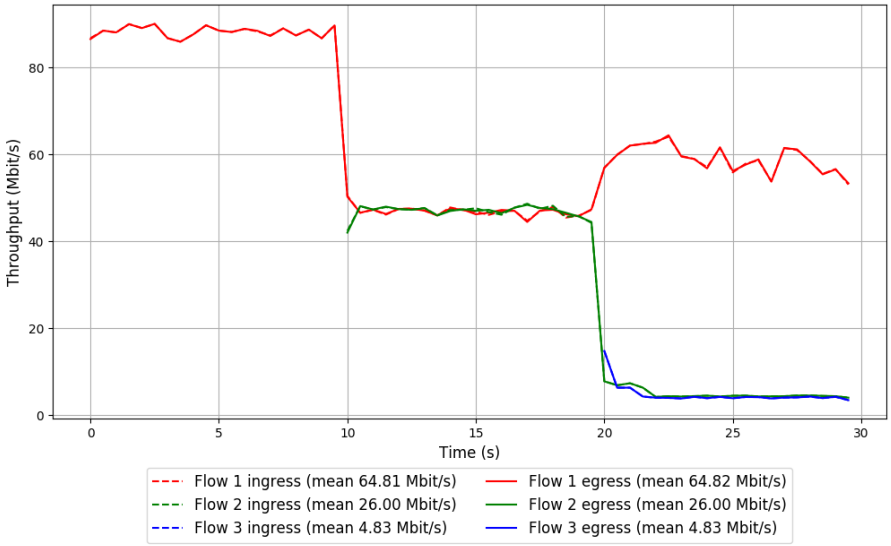

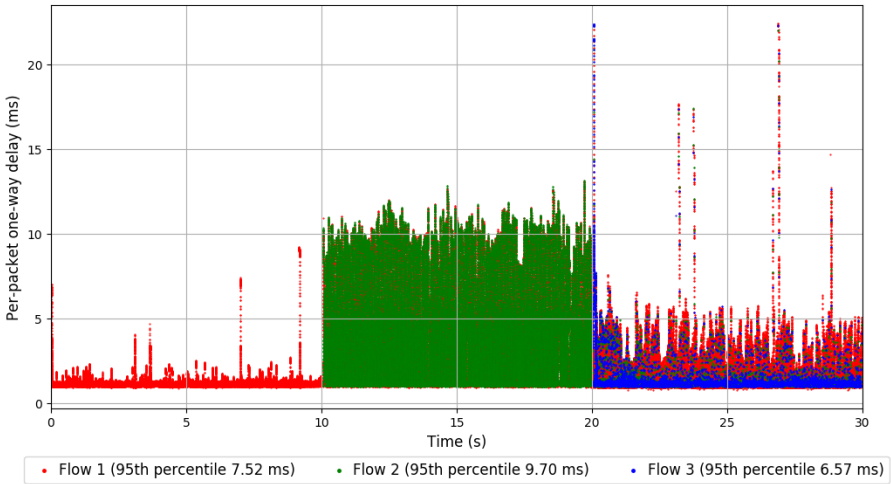

```
Run 5: Statistics of TaoVA-100x

Start at: Sun, 09 Jul 2017 21:17:27 +0000
End at: Sun, 09 Jul 2017 21:17:57 +0000
Local clock offset: -0.925 ms
Remote clock offset: 0.215 ms

# Below is generated by plot.py at Mon, 10 Jul 2017 02:20:10 +0000
# Datalink statistics
-- Total of 3 flows:
Average throughput: 92.43 Mbit/s
95th percentile per-packet one-way delay: 7.919 ms
Loss rate: 0.00%
-- Flow 1:
Average throughput: 62.12 Mbit/s
95th percentile per-packet one-way delay: 7.241 ms
Loss rate: 0.00%
-- Flow 2:
Average throughput: 25.85 Mbit/s
95th percentile per-packet one-way delay: 9.126 ms
Loss rate: 0.00%
-- Flow 3:
Average throughput: 39.86 Mbit/s
95th percentile per-packet one-way delay: 5.963 ms
Loss rate: 0.00%
```

Run 5: Report of TaoVA-100x — Data Link

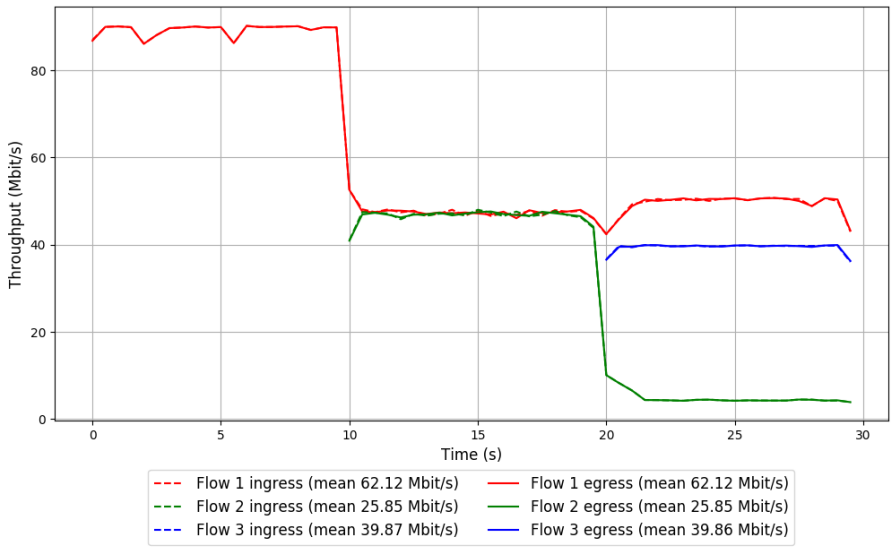

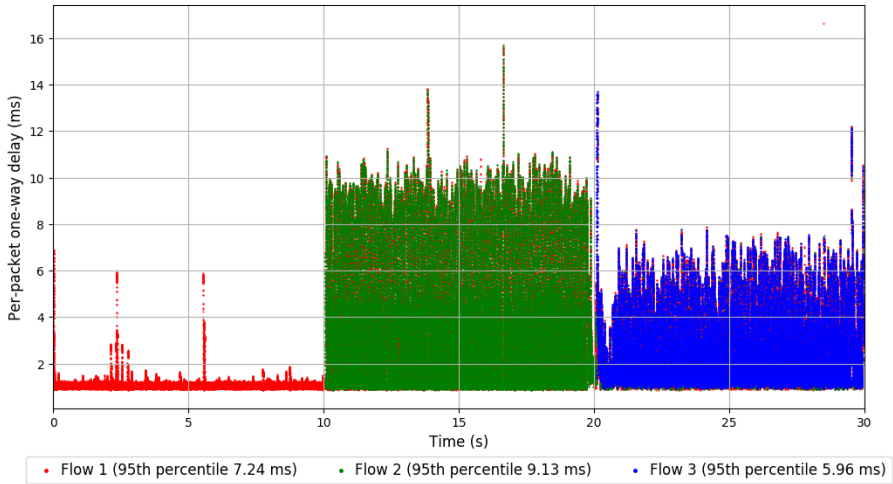

```
Run 6: Statistics of TaoVA-100x

Start at: Sun, 09 Jul 2017 21:34:35 +0000
End at: Sun, 09 Jul 2017 21:35:05 +0000
Local clock offset: -0.983 ms
Remote clock offset: 0.189 ms

# Below is generated by plot.py at Mon, 10 Jul 2017 02:20:10 +0000
# Datalink statistics
-- Total of 3 flows:
Average throughput: 83.12 Mbit/s
95th percentile per-packet one-way delay: 8.966 ms
Loss rate: 0.31%
-- Flow 1:
Average throughput: 48.95 Mbit/s
95th percentile per-packet one-way delay: 8.396 ms
Loss rate: 0.20%
-- Flow 2:
Average throughput: 42.99 Mbit/s
95th percentile per-packet one-way delay: 9.388 ms
Loss rate: 0.25%
-- Flow 3:
Average throughput: 17.03 Mbit/s
95th percentile per-packet one-way delay: 14.500 ms
Loss rate: 1.46%
```

Run 6: Report of TaoVA-100x — Data Link

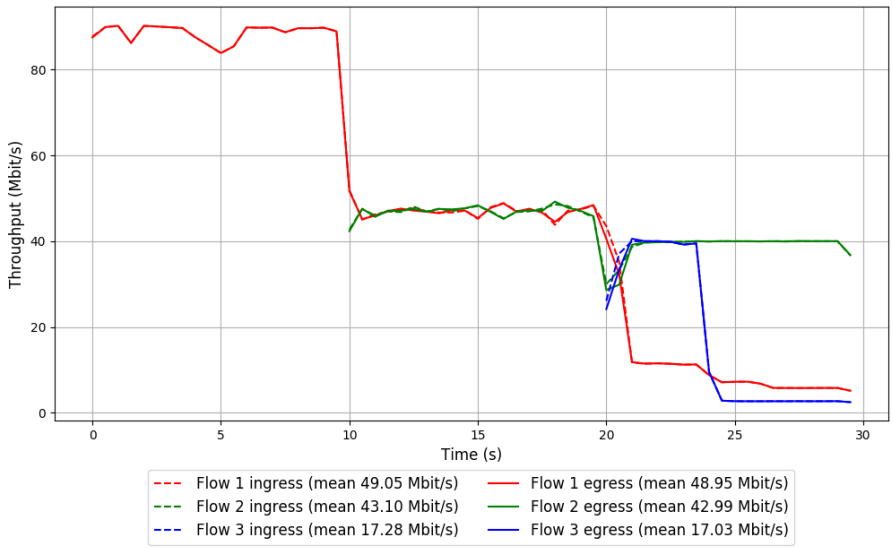

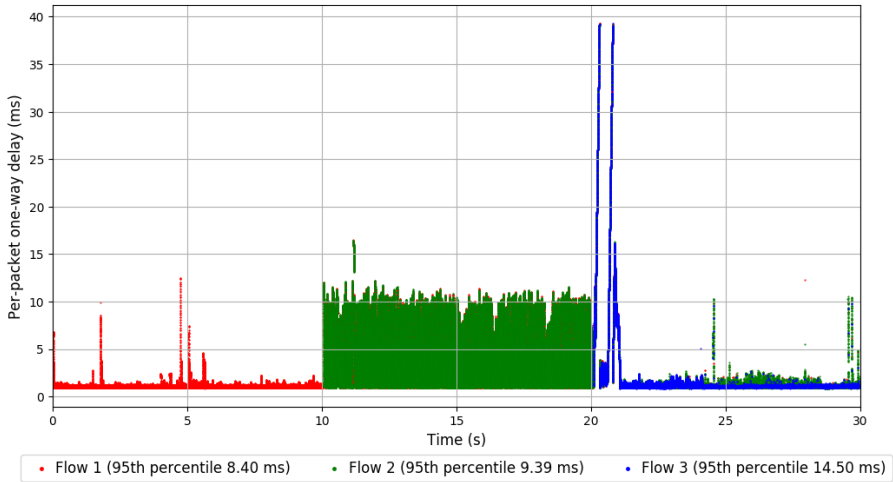

```
Run 7: Statistics of TaoVA-100x

Start at: Sun, 09 Jul 2017 21:51:28 +0000
End at: Sun, 09 Jul 2017 21:51:58 +0000
Local clock offset: -0.994 ms
Remote clock offset: 0.225 ms

# Below is generated by plot.py at Mon, 10 Jul 2017 02:20:31 +0000
# Datalink statistics
-- Total of 3 flows:
Average throughput: 92.48 Mbit/s
95th percentile per-packet one-way delay: 8.363 ms
Loss rate: 0.00%
-- Flow 1:
Average throughput: 47.13 Mbit/s
95th percentile per-packet one-way delay: 8.256 ms
Loss rate: 0.00%
-- Flow 2:
Average throughput: 48.66 Mbit/s
95th percentile per-packet one-way delay: 8.951 ms
Loss rate: 0.00%
-- Flow 3:
Average throughput: 39.63 Mbit/s
95th percentile per-packet one-way delay: 6.031 ms
Loss rate: 0.00%
```

Run 7: Report of TaoVA-100x — Data Link

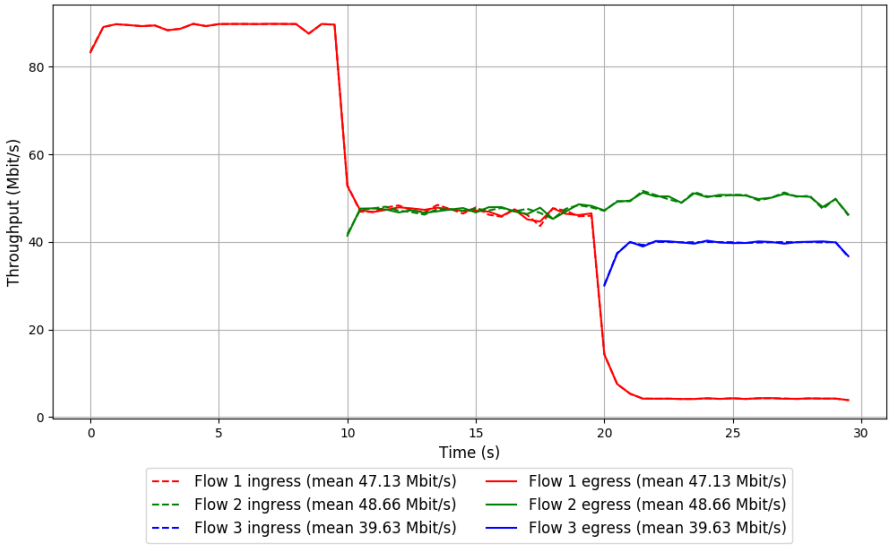

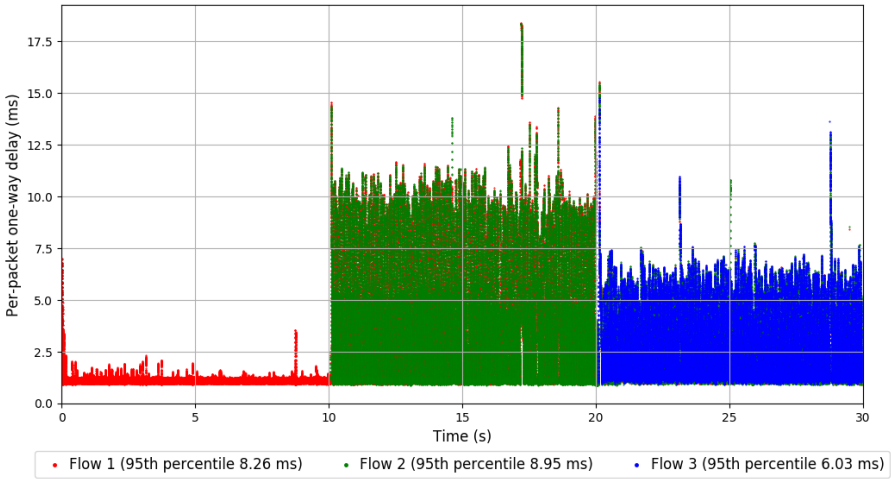

```
Run 8: Statistics of TaoVA-100x

Start at: Sun, 09 Jul 2017 22:08:37 +0000
End at: Sun, 09 Jul 2017 22:09:07 +0000
Local clock offset: -1.145 ms
Remote clock offset: 0.177 ms

# Below is generated by plot.py at Mon, 10 Jul 2017 02:20:32 +0000
# Datalink statistics
-- Total of 3 flows:
Average throughput: 89.37 Mbit/s
95th percentile per-packet one-way delay: 8.221 ms
Loss rate: 0.00%
-- Flow 1:
Average throughput: 49.94 Mbit/s
95th percentile per-packet one-way delay: 7.945 ms
Loss rate: 0.00%
-- Flow 2:
Average throughput: 25.28 Mbit/s
95th percentile per-packet one-way delay: 9.487 ms
Loss rate: 0.00%
-- Flow 3:
Average throughput: 68.25 Mbit/s
95th percentile per-packet one-way delay: 4.386 ms
Loss rate: 0.00%
```

Run 8: Report of TaoVA-100x — Data Link

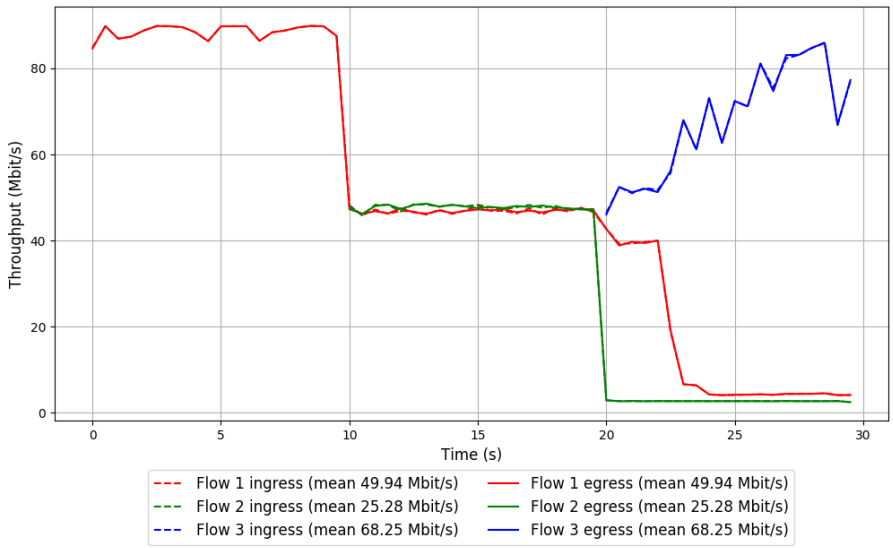

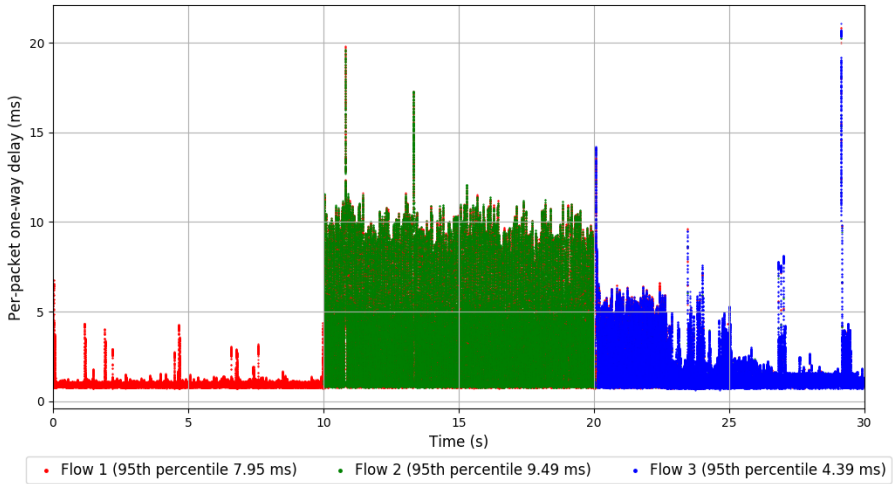

```
Run 9: Statistics of TaoVA-100x

Start at: Sun, 09 Jul 2017 22:25:36 +0000
End at: Sun, 09 Jul 2017 22:26:06 +0000
Local clock offset: -1.355 ms
Remote clock offset: 0.115 ms

# Below is generated by plot.py at Mon, 10 Jul 2017 02:20:55 +0000
# Datalink statistics
-- Total of 3 flows:
Average throughput: 90.04 Mbit/s
95th percentile per-packet one-way delay: 33.118 ms
Loss rate: 3.72%
-- Flow 1:
Average throughput: 53.51 Mbit/s
95th percentile per-packet one-way delay: 20.803 ms
Loss rate: 2.08%
-- Flow 2:
Average throughput: 37.84 Mbit/s
95th percentile per-packet one-way delay: 43.045 ms
Loss rate: 4.61%
-- Flow 3:
Average throughput: 34.52 Mbit/s
95th percentile per-packet one-way delay: 34.957 ms
Loss rate: 9.03%
```

Run 9: Report of TaoVA-100x — Data Link

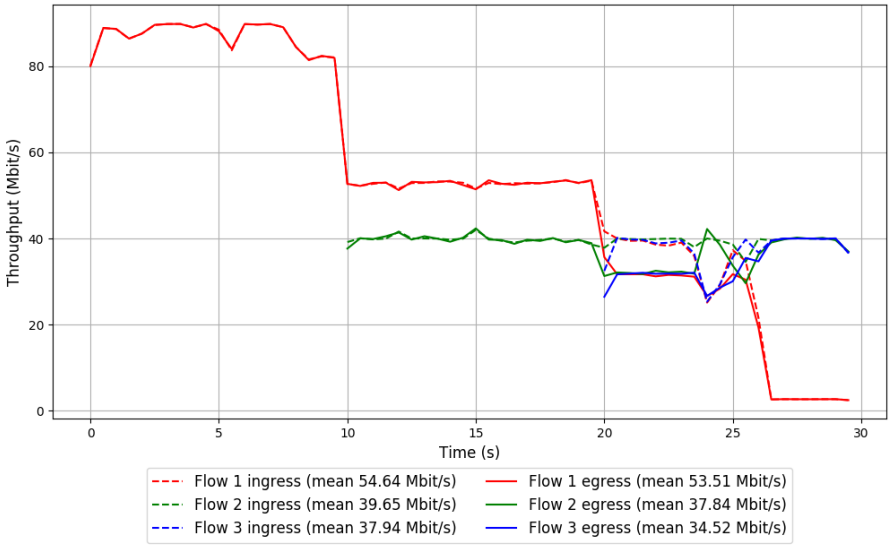

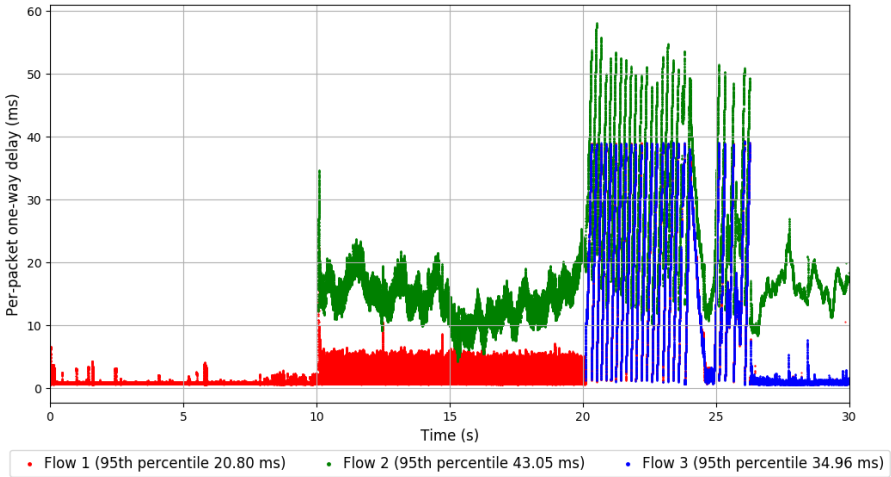

```
Run 10: Statistics of TaoVA-100x

Start at: Sun, 09 Jul 2017 22:42:41 +0000
End at: Sun, 09 Jul 2017 22:43:11 +0000
Local clock offset: -1.5 ms
Remote clock offset: -0.032 ms

# Below is generated by plot.py at Mon, 10 Jul 2017 02:20:55 +0000
# Datalink statistics
-- Total of 3 flows:
Average throughput: 84.77 Mbit/s
95th percentile per-packet one-way delay: 7.876 ms
Loss rate: 0.00%
-- Flow 1:
Average throughput: 65.34 Mbit/s
95th percentile per-packet one-way delay: 6.810 ms
Loss rate: 0.00%
-- Flow 2:
Average throughput: 26.58 Mbit/s
95th percentile per-packet one-way delay: 9.001 ms
Loss rate: 0.00%
-- Flow 3:
Average throughput: 5.35 Mbit/s
95th percentile per-packet one-way delay: 3.306 ms
Loss rate: 0.00%
```

Run 10: Report of TaoVA-100x — Data Link

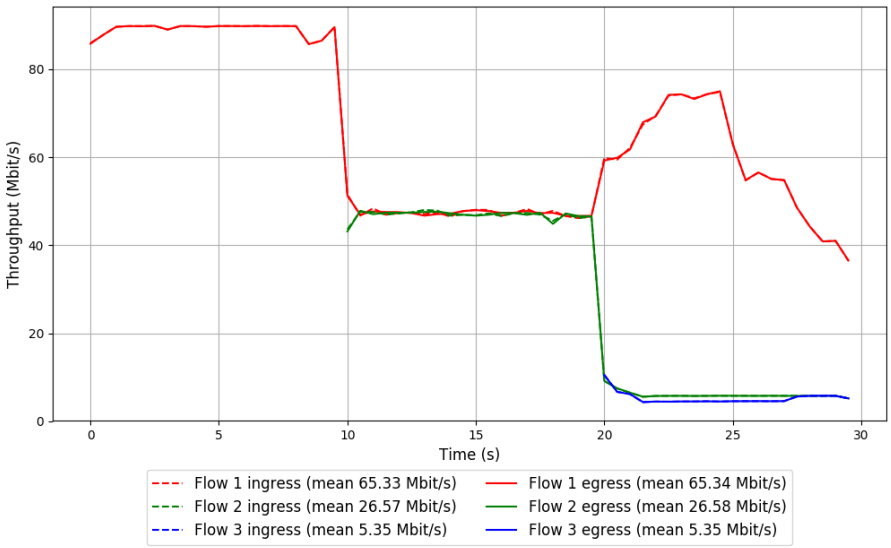

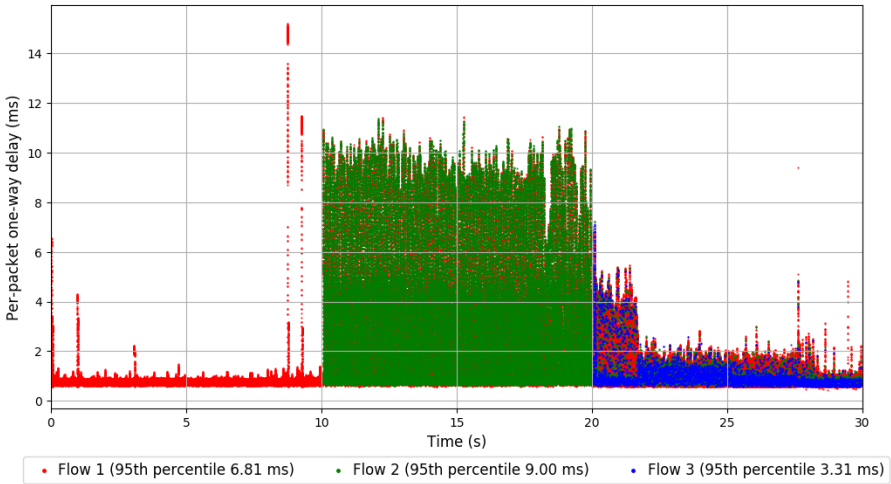

```
Run 1: Statistics of TCP Vegas

Start at: Sun, 09 Jul 2017 20:10:43 +0000
End at: Sun, 09 Jul 2017 20:11:13 +0000
Local clock offset: -0.363 ms
Remote clock offset: 0.264 ms

# Below is generated by plot.py at Mon, 10 Jul 2017 02:21:07 +0000
# Datalink statistics
-- Total of 3 flows:
Average throughput: 96.75 Mbit/s
95th percentile per-packet one-way delay: 3.512 ms
Loss rate: 0.00%
-- Flow 1:
Average throughput: 55.29 Mbit/s
95th percentile per-packet one-way delay: 3.102 ms
Loss rate: 0.00%
-- Flow 2:
Average throughput: 45.03 Mbit/s
95th percentile per-packet one-way delay: 3.781 ms
Loss rate: 0.00%
-- Flow 3:
Average throughput: 34.60 Mbit/s
95th percentile per-packet one-way delay: 3.094 ms
Loss rate: 0.00%
```

Run 1: Report of TCP Vegas — Data Link

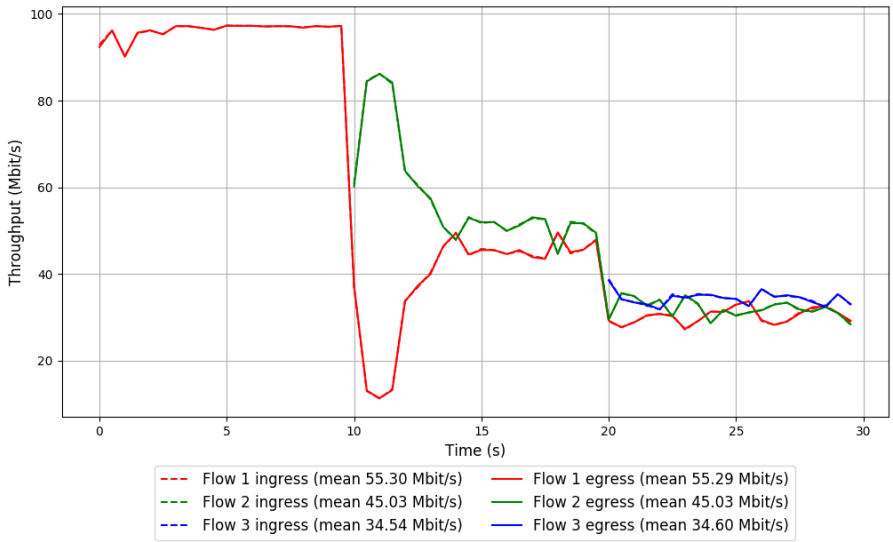

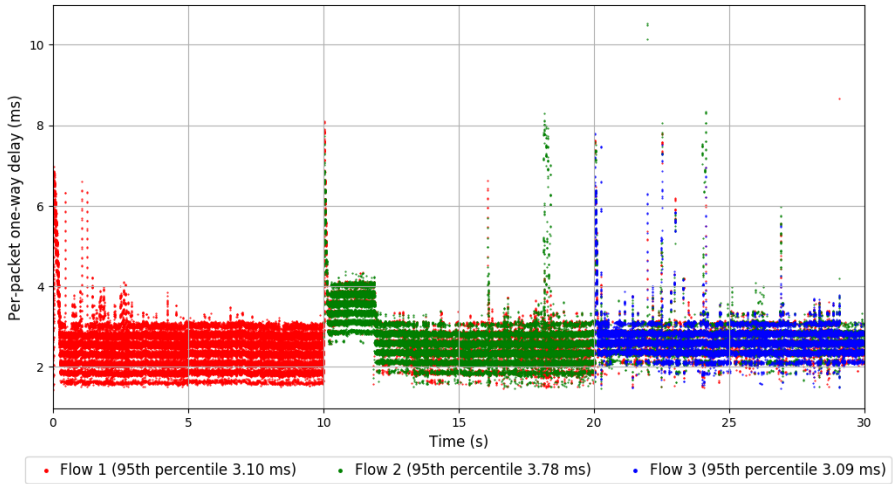

```
Run 2: Statistics of TCP Vegas

Start at: Sun, 09 Jul 2017 20:27:50 +0000
End at: Sun, 09 Jul 2017 20:28:20 +0000
Local clock offset: -0.523 ms
Remote clock offset: 0.302 ms

# Below is generated by plot.py at Mon, 10 Jul 2017 02:21:08 +0000
# Datalink statistics
-- Total of 3 flows:
Average throughput: 97.00 Mbit/s
95th percentile per-packet one-way delay: 3.126 ms
Loss rate: 0.00%
-- Flow 1:
Average throughput: 53.83 Mbit/s
95th percentile per-packet one-way delay: 3.221 ms
Loss rate: 0.00%
-- Flow 2:
Average throughput: 35.93 Mbit/s
95th percentile per-packet one-way delay: 3.077 ms
Loss rate: 0.01%
-- Flow 3:
Average throughput: 58.08 Mbit/s
95th percentile per-packet one-way delay: 3.101 ms
Loss rate: 0.00%
```

Run 2: Report of TCP Vegas — Data Link

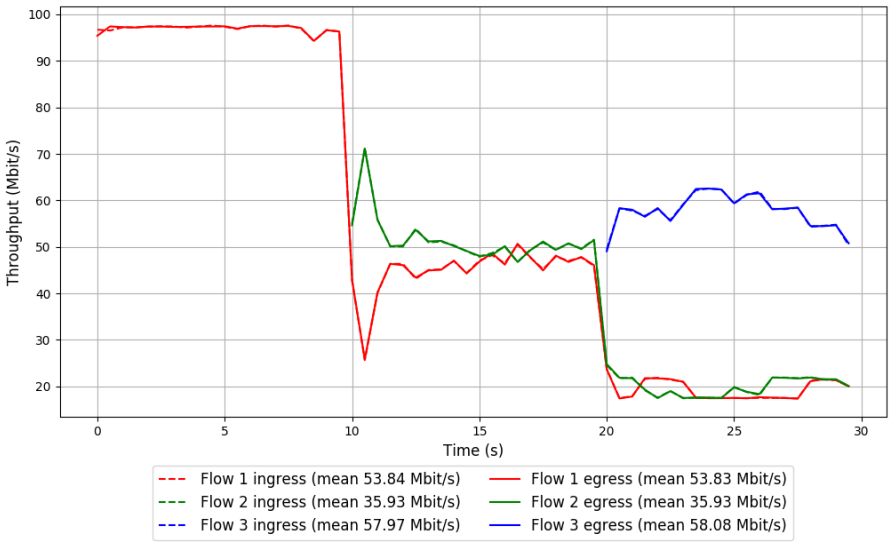

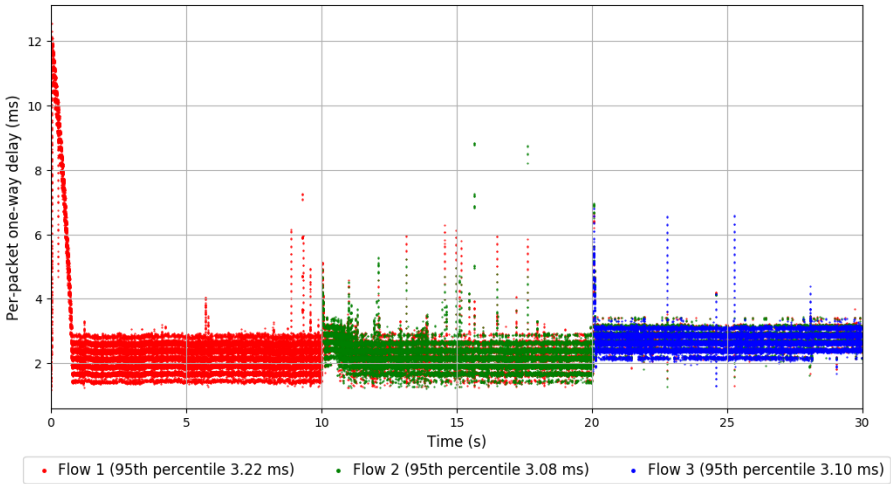

```
Run 3: Statistics of TCP Vegas

Start at: Sun, 09 Jul 2017 20:45:24 +0000
End at: Sun, 09 Jul 2017 20:45:54 +0000
Local clock offset: -0.736 ms
Remote clock offset: 0.274 ms

# Below is generated by plot.py at Mon, 10 Jul 2017 02:21:20 +0000
# Datalink statistics
-- Total of 3 flows:
Average throughput: 97.12 Mbit/s
95th percentile per-packet one-way delay: 3.168 ms
Loss rate: 0.00%
-- Flow 1:
Average throughput: 53.88 Mbit/s
95th percentile per-packet one-way delay: 3.387 ms
Loss rate: 0.00%
-- Flow 2:
Average throughput: 41.67 Mbit/s
95th percentile per-packet one-way delay: 2.921 ms
Loss rate: 0.00%
-- Flow 3:
Average throughput: 46.70 Mbit/s
95th percentile per-packet one-way delay: 3.191 ms
Loss rate: 0.00%
```

Run 3: Report of TCP Vegas — Data Link

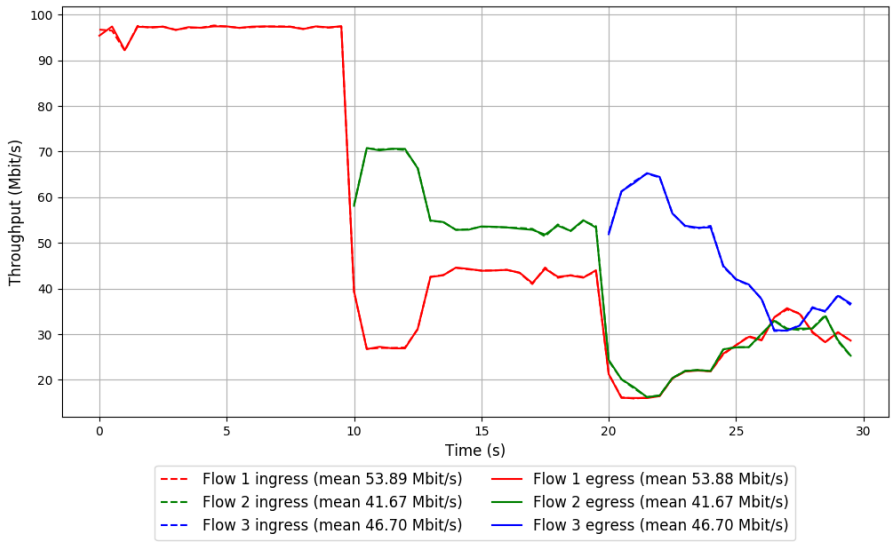

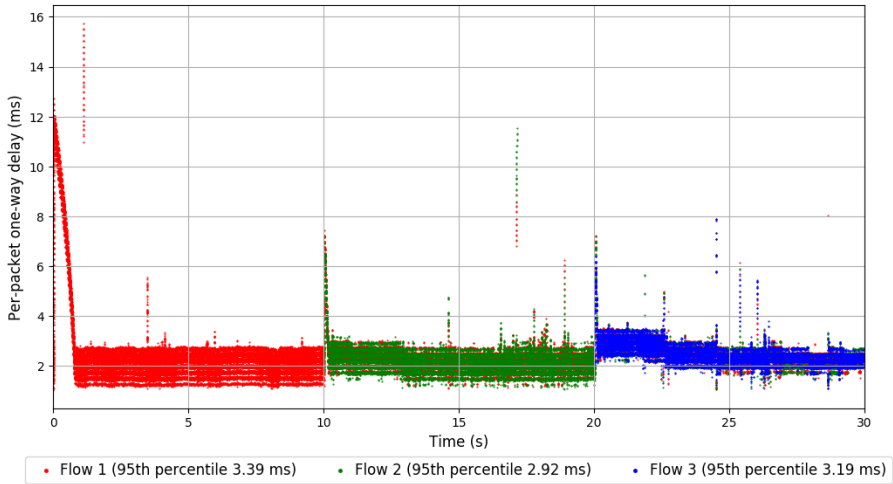

```
Run 4: Statistics of TCP Vegas

Start at: Sun, 09 Jul 2017 21:02:37 +0000
End at: Sun, 09 Jul 2017 21:03:07 +0000
Local clock offset: -0.831 ms
Remote clock offset: 0.219 ms

# Below is generated by plot.py at Mon, 10 Jul 2017 02:21:22 +0000
# Datalink statistics
-- Total of 3 flows:
Average throughput: 97.06 Mbit/s
95th percentile per-packet one-way delay: 2.837 ms
Loss rate: 0.00%
-- Flow 1:
Average throughput: 57.29 Mbit/s
95th percentile per-packet one-way delay: 2.812 ms
Loss rate: 0.00%
-- Flow 2:
Average throughput: 39.74 Mbit/s
95th percentile per-packet one-way delay: 2.873 ms
Loss rate: 0.00%
-- Flow 3:
Average throughput: 40.10 Mbit/s
95th percentile per-packet one-way delay: 2.663 ms
Loss rate: 0.00%
```

Run 4: Report of TCP Vegas — Data Link

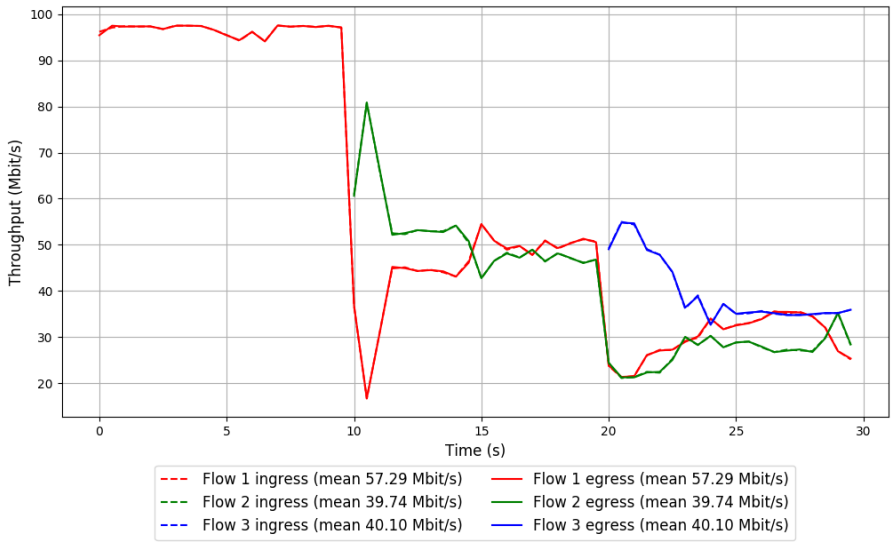

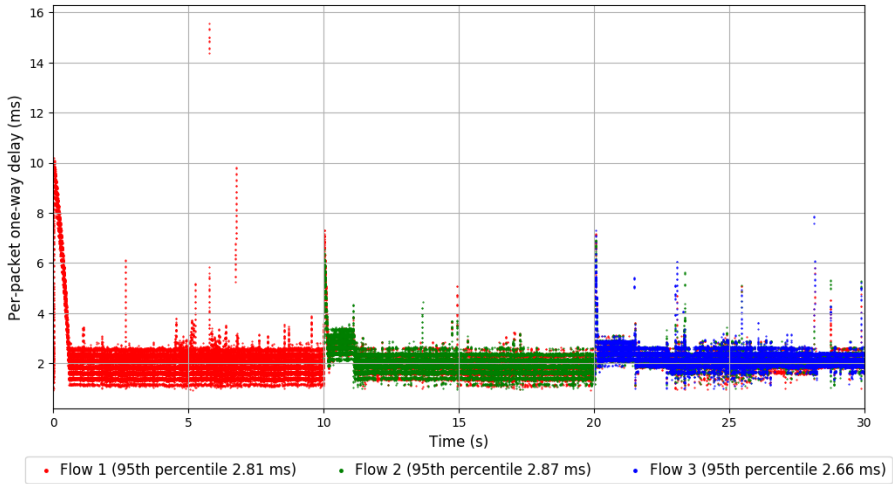

```
Run 5: Statistics of TCP Vegas

Start at: Sun, 09 Jul 2017 21:19:51 +0000
End at: Sun, 09 Jul 2017 21:20:21 +0000
Local clock offset: -0.911 ms
Remote clock offset: 0.233 ms

# Below is generated by plot.py at Mon, 10 Jul 2017 02:21:32 +0000
# Datalink statistics
-- Total of 3 flows:
Average throughput: 96.85 Mbit/s
95th percentile per-packet one-way delay: 2.990 ms
Loss rate: 0.00%
-- Flow 1:
Average throughput: 55.28 Mbit/s
95th percentile per-packet one-way delay: 2.534 ms
Loss rate: 0.00%
-- Flow 2:
Average throughput: 40.32 Mbit/s
95th percentile per-packet one-way delay: 2.779 ms
Loss rate: 0.00%
-- Flow 3:
Average throughput: 44.40 Mbit/s
95th percentile per-packet one-way delay: 3.249 ms
Loss rate: 0.00%
```

Run 5: Report of TCP Vegas — Data Link

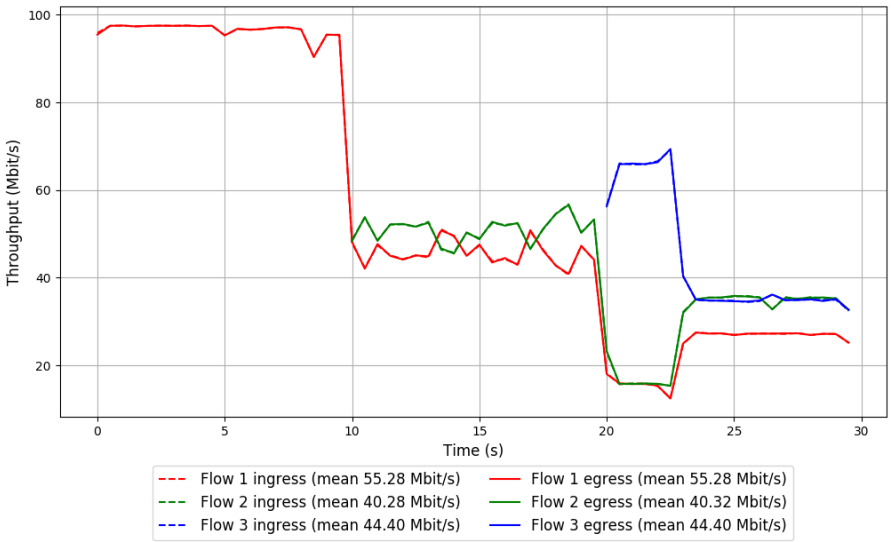

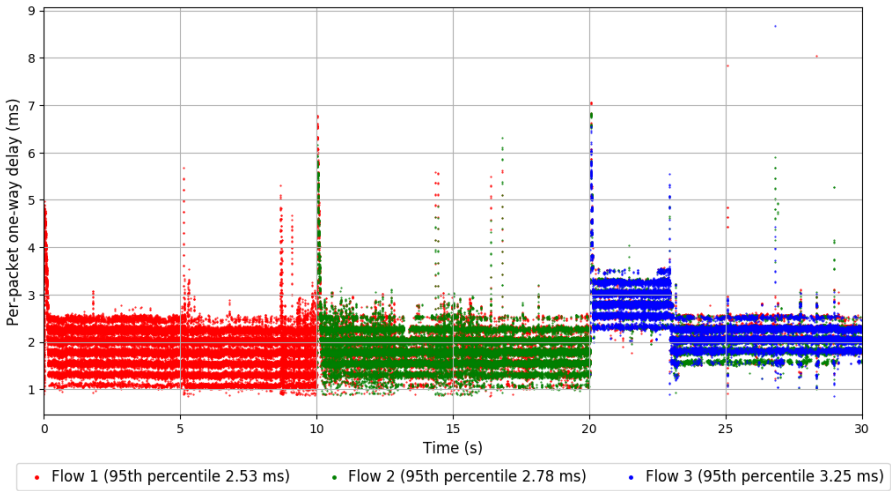

```
Run 6: Statistics of TCP Vegas

Start at: Sun, 09 Jul 2017 21:36:57 +0000
End at: Sun, 09 Jul 2017 21:37:27 +0000
Local clock offset: -0.989 ms
Remote clock offset: 0.161 ms
```

Run 6: Report of TCP Vegas — Data Link

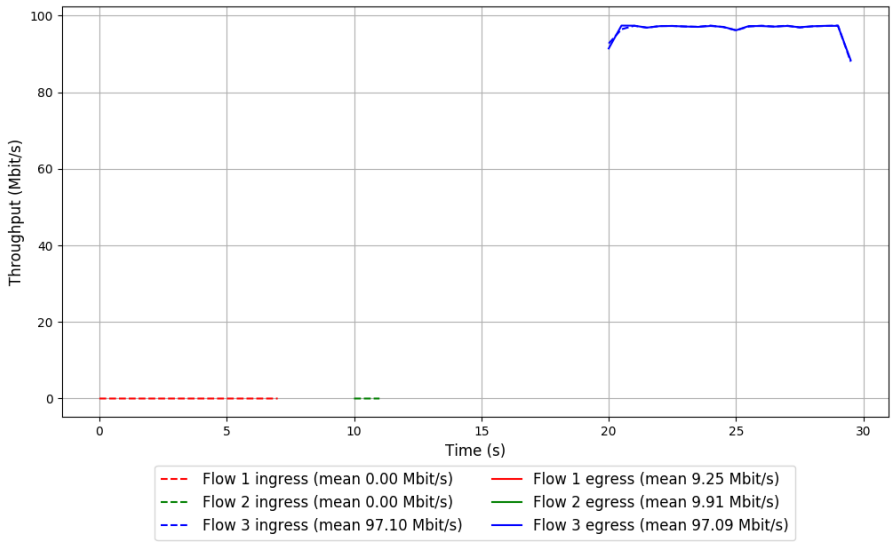

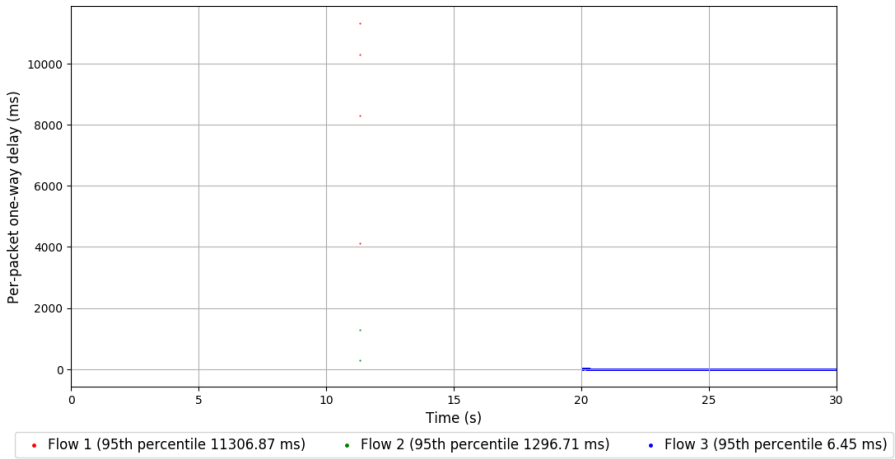

```
Run 7: Statistics of TCP Vegas

Start at: Sun, 09 Jul 2017 21:53:52 +0000
End at: Sun, 09 Jul 2017 21:54:22 +0000
Local clock offset: -1.026 ms
Remote clock offset: 0.215 ms

# Below is generated by plot.py at Mon, 10 Jul 2017 02:21:39 +0000
# Datalink statistics
-- Total of 3 flows:
Average throughput: 96.85 Mbit/s
95th percentile per-packet one-way delay: 2.797 ms
Loss rate: 0.02%
-- Flow 1:
Average throughput: 55.28 Mbit/s
95th percentile per-packet one-way delay: 3.187 ms
Loss rate: 0.02%
-- Flow 2:
Average throughput: 38.42 Mbit/s
95th percentile per-packet one-way delay: 2.775 ms
Loss rate: 0.02%
-- Flow 3:
Average throughput: 48.27 Mbit/s
95th percentile per-packet one-way delay: 2.751 ms
Loss rate: 0.00%
```

Run 7: Report of TCP Vegas — Data Link

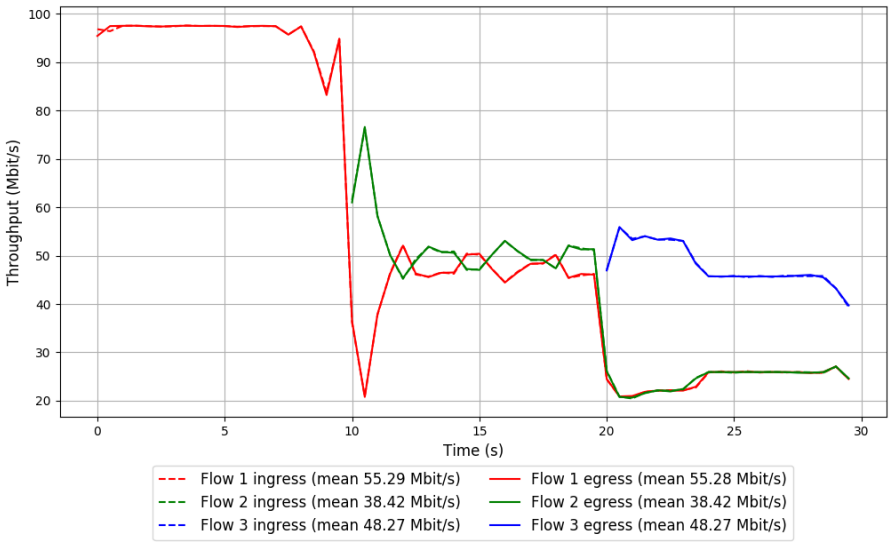

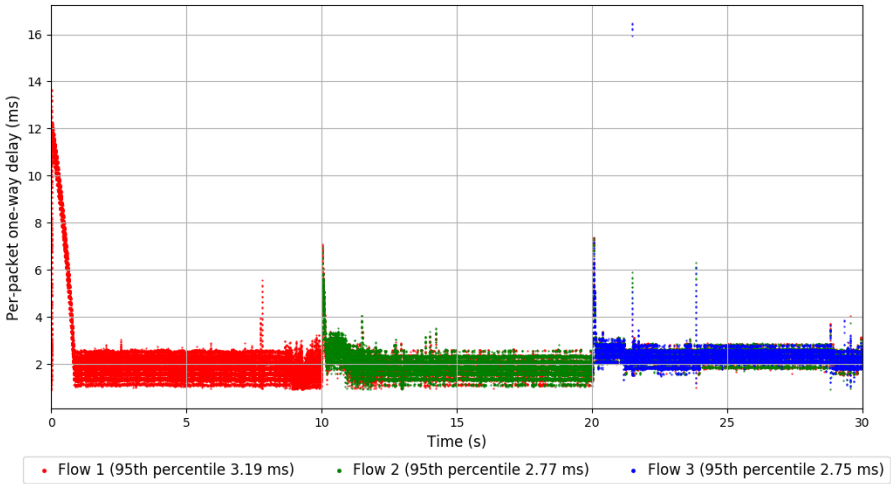

```
Run 8: Statistics of TCP Vegas

Start at: Sun, 09 Jul 2017 22:11:00 +0000
End at: Sun, 09 Jul 2017 22:11:30 +0000
Local clock offset: -1.191 ms
Remote clock offset: 0.173 ms

# Below is generated by plot.py at Mon, 10 Jul 2017 02:21:46 +0000
# Datalink statistics
-- Total of 3 flows:
Average throughput: 96.79 Mbit/s
95th percentile per-packet one-way delay: 2.417 ms
Loss rate: 0.00%
-- Flow 1:
Average throughput: 54.98 Mbit/s
95th percentile per-packet one-way delay: 2.349 ms
Loss rate: 0.00%
-- Flow 2:
Average throughput: 39.39 Mbit/s
95th percentile per-packet one-way delay: 2.340 ms
Loss rate: 0.00%
-- Flow 3:
Average throughput: 46.98 Mbit/s
95th percentile per-packet one-way delay: 2.632 ms
Loss rate: 0.01%
```

Run 8: Report of TCP Vegas — Data Link

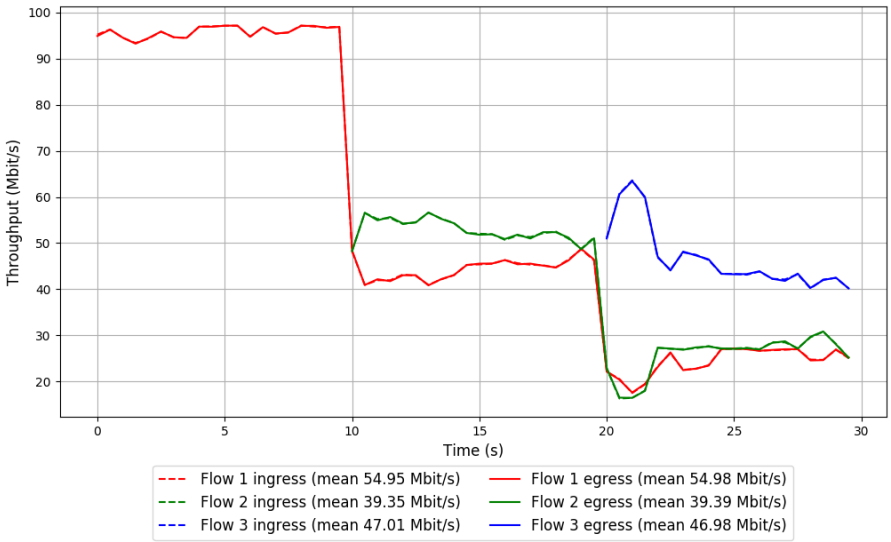

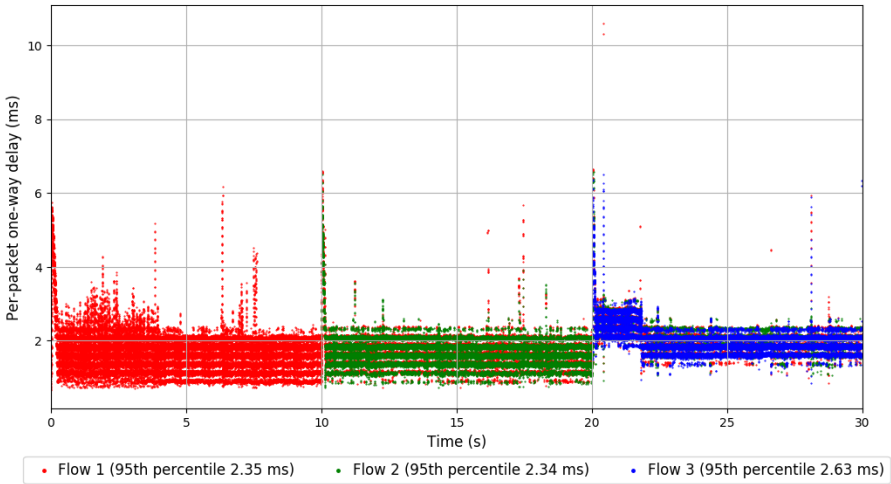

```
Run 9: Statistics of TCP Vegas

Start at: Sun, 09 Jul 2017 22:27:59 +0000
End at: Sun, 09 Jul 2017 22:28:29 +0000
Local clock offset: -1.401 ms
Remote clock offset: 0.017 ms
```

Run 9: Report of TCP Vegas — Data Link

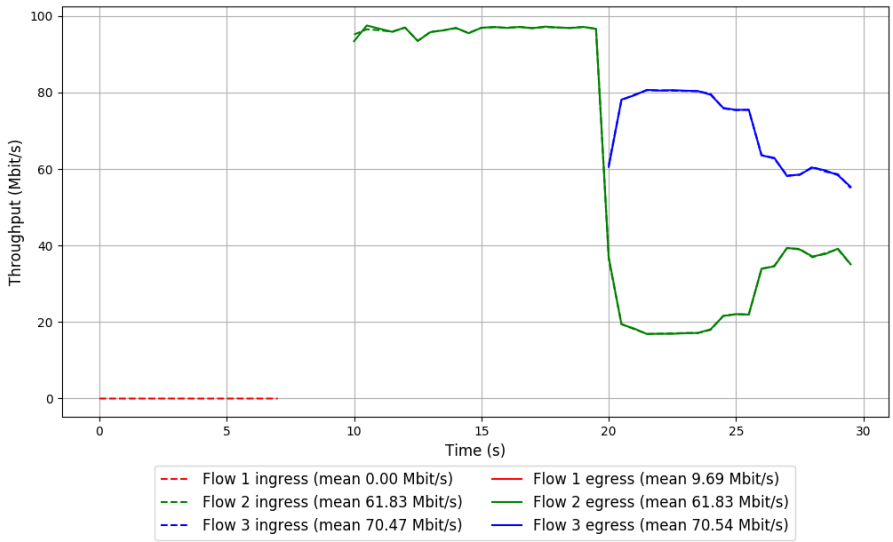

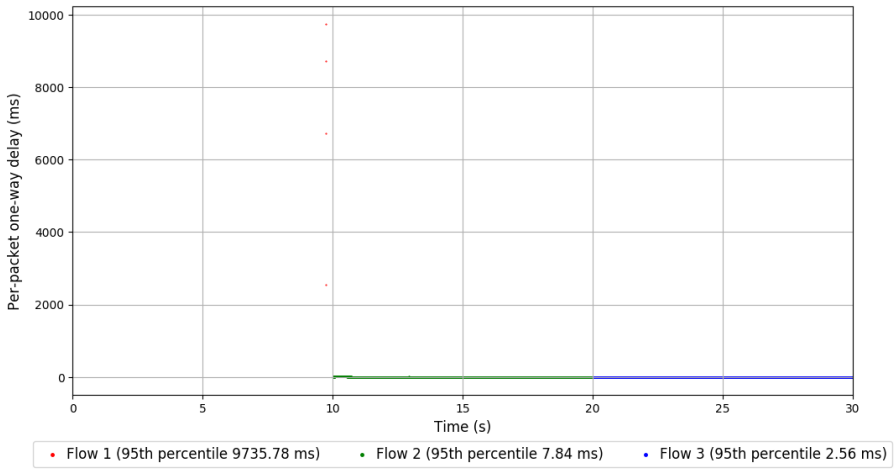

```
Run 10: Statistics of TCP Vegas

Start at: Sun, 09 Jul 2017 22:45:03 +0000
End at: Sun, 09 Jul 2017 22:45:33 +0000
Local clock offset: -1.57 ms
Remote clock offset: -0.089 ms

# Below is generated by plot.py at Mon, 10 Jul 2017 02:22:00 +0000
# Datalink statistics
-- Total of 3 flows:
Average throughput: 96.95 Mbit/s
95th percentile per-packet one-way delay: 2.770 ms
Loss rate: 0.00%
-- Flow 1:
Average throughput: 55.34 Mbit/s
95th percentile per-packet one-way delay: 7.142 ms
Loss rate: 0.00%
-- Flow 2:
Average throughput: 37.00 Mbit/s
95th percentile per-packet one-way delay: 2.393 ms
Loss rate: 0.00%
-- Flow 3:
Average throughput: 51.21 Mbit/s
95th percentile per-packet one-way delay: 2.618 ms
Loss rate: 0.00%
```

Run 10: Report of TCP Vegas — Data Link

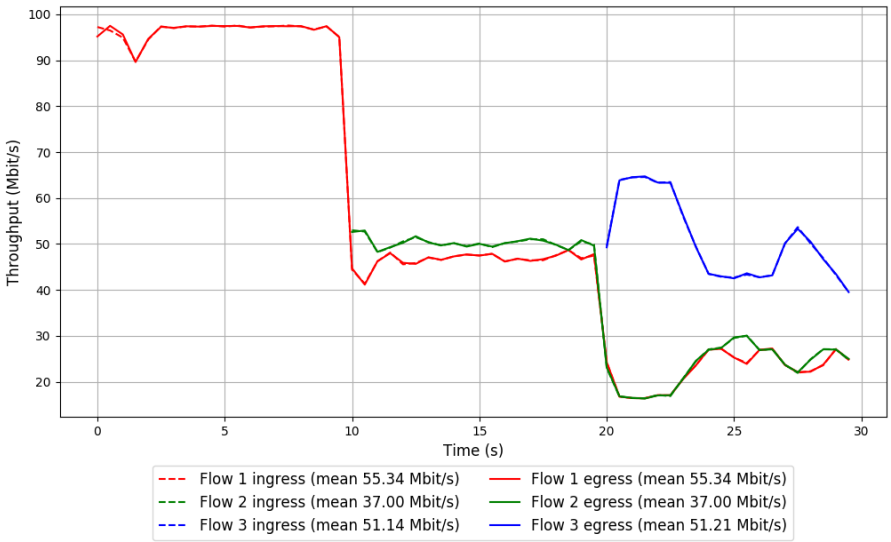

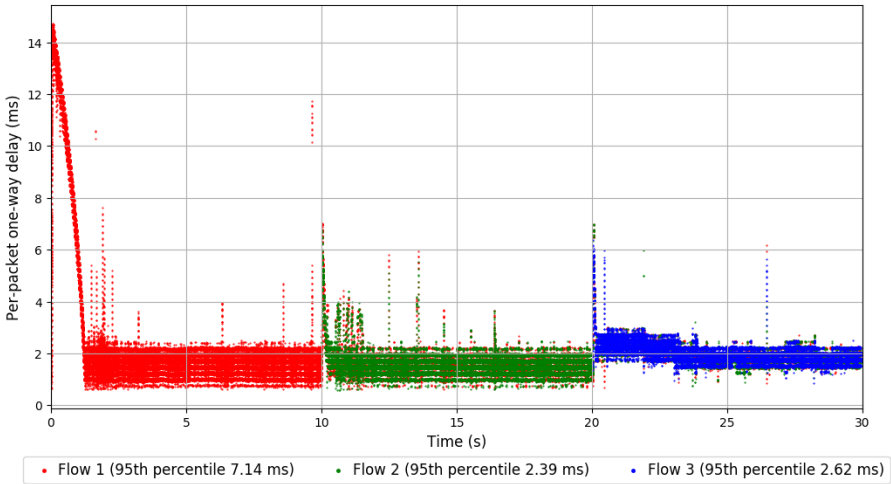

```
Run 1: Statistics of Verus

Start at: Sun, 09 Jul 2017 20:00:24 +0000
End at: Sun, 09 Jul 2017 20:00:54 +0000
Local clock offset: -0.296 ms
Remote clock offset: 0.204 ms

# Below is generated by plot.py at Mon, 10 Jul 2017 02:22:01 +0000
# Datalink statistics
-- Total of 3 flows:
Average throughput: 76.66 Mbit/s
95th percentile per-packet one-way delay: 22.838 ms
Loss rate: 3.39%
-- Flow 1:
Average throughput: 47.46 Mbit/s
95th percentile per-packet one-way delay: 18.996 ms
Loss rate: 2.58%
-- Flow 2:
Average throughput: 31.66 Mbit/s
95th percentile per-packet one-way delay: 25.009 ms
Loss rate: 3.99%
-- Flow 3:
Average throughput: 24.60 Mbit/s
95th percentile per-packet one-way delay: 29.420 ms
Loss rate: 6.39%
```

Run 1: Report of Verus — Data Link

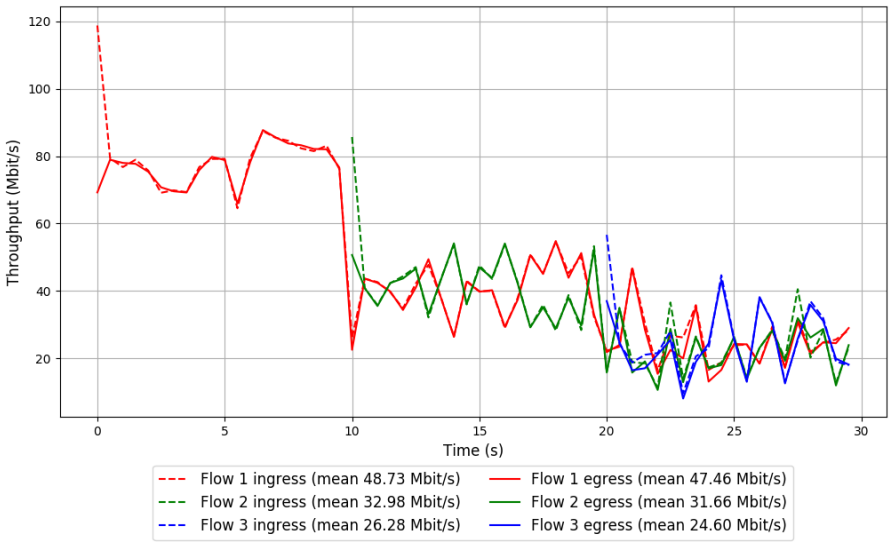

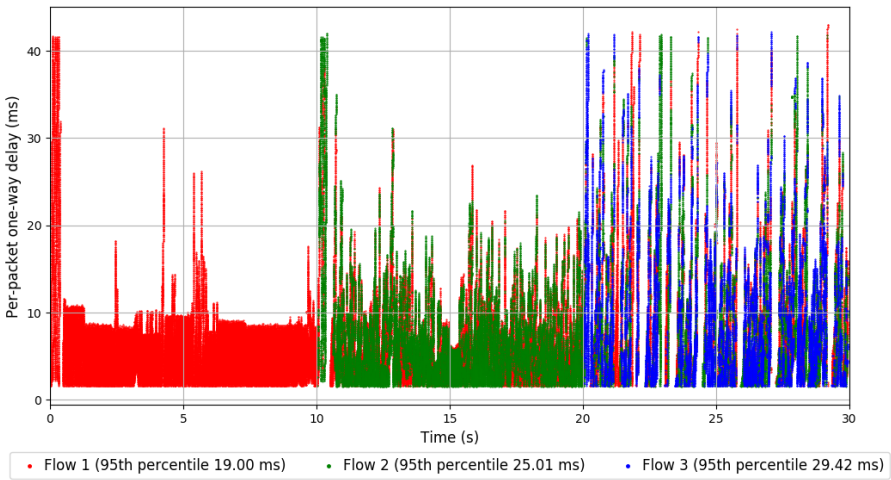

```
Run 2: Statistics of Verus

Start at: Sun, 09 Jul 2017 20:17:28 +0000
End at: Sun, 09 Jul 2017 20:17:58 +0000
Local clock offset: -0.518 ms
Remote clock offset: 0.175 ms

# Below is generated by plot.py at Mon, 10 Jul 2017 02:22:12 +0000
# Datalink statistics
-- Total of 3 flows:
Average throughput: 75.12 Mbit/s
95th percentile per-packet one-way delay: 25.295 ms
Loss rate: 5.49%
-- Flow 1:
Average throughput: 48.87 Mbit/s
95th percentile per-packet one-way delay: 21.230 ms
Loss rate: 2.81%
-- Flow 2:
Average throughput: 25.47 Mbit/s
95th percentile per-packet one-way delay: 29.596 ms
Loss rate: 8.84%
-- Flow 3:
Average throughput: 28.14 Mbit/s
95th percentile per-packet one-way delay: 31.253 ms
Loss rate: 12.35%
```

Run 2: Report of Verus — Data Link

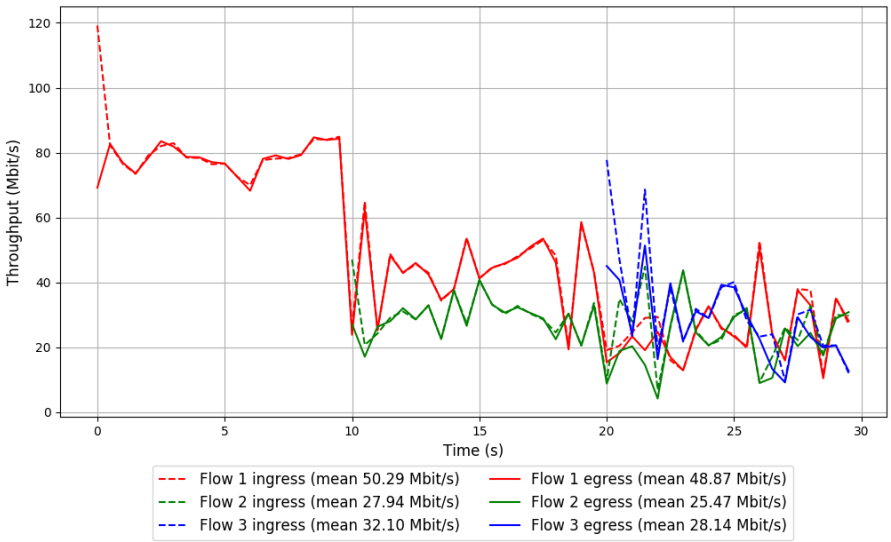

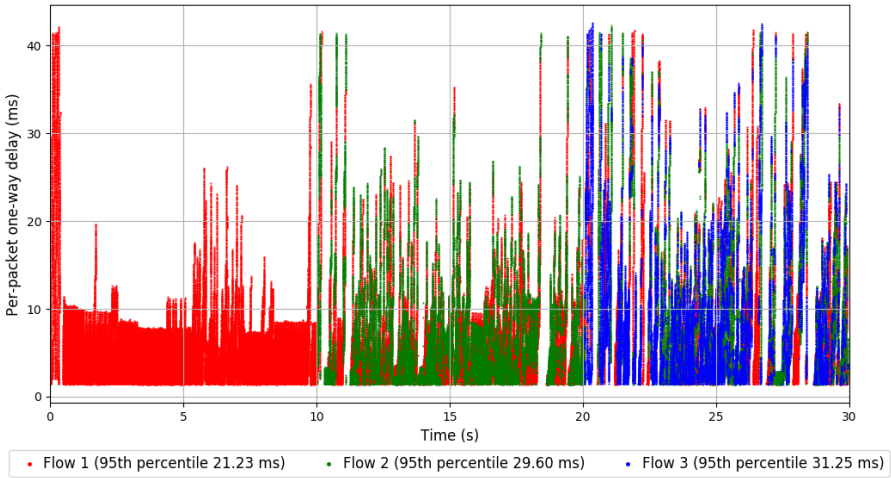

```
Run 3: Statistics of Verus

Start at: Sun, 09 Jul 2017 20:34:35 +0000
End at: Sun, 09 Jul 2017 20:35:05 +0000
Local clock offset: -0.59 ms
Remote clock offset: 0.282 ms

# Below is generated by plot.py at Mon, 10 Jul 2017 02:22:12 +0000
# Datalink statistics
-- Total of 3 flows:
Average throughput: 72.16 Mbit/s
95th percentile per-packet one-way delay: 27.517 ms
Loss rate: 7.82%
-- Flow 1:
Average throughput: 46.05 Mbit/s
95th percentile per-packet one-way delay: 21.843 ms
Loss rate: 4.51%
-- Flow 2:
Average throughput: 27.98 Mbit/s
95th percentile per-packet one-way delay: 29.356 ms
Loss rate: 8.63%
-- Flow 3:
Average throughput: 23.47 Mbit/s
95th percentile per-packet one-way delay: 35.148 ms
Loss rate: 22.23%
```

Run 3: Report of Verus — Data Link

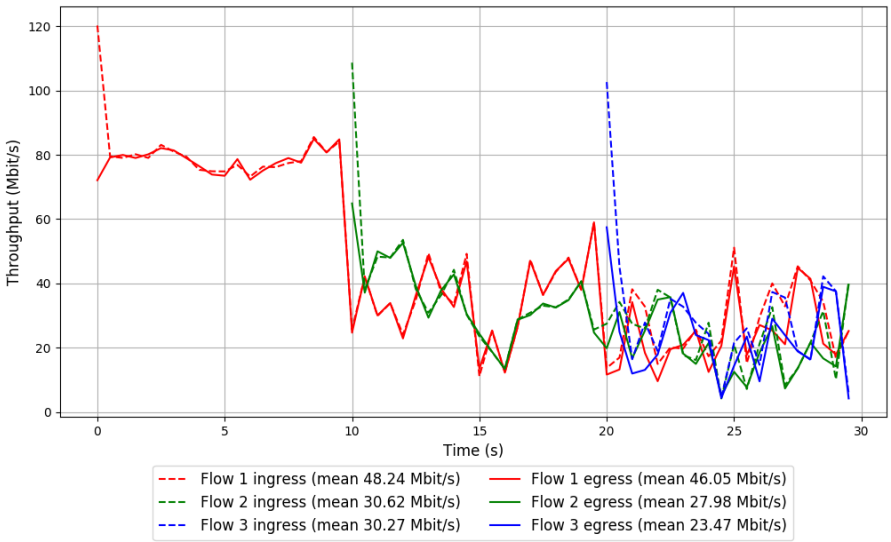

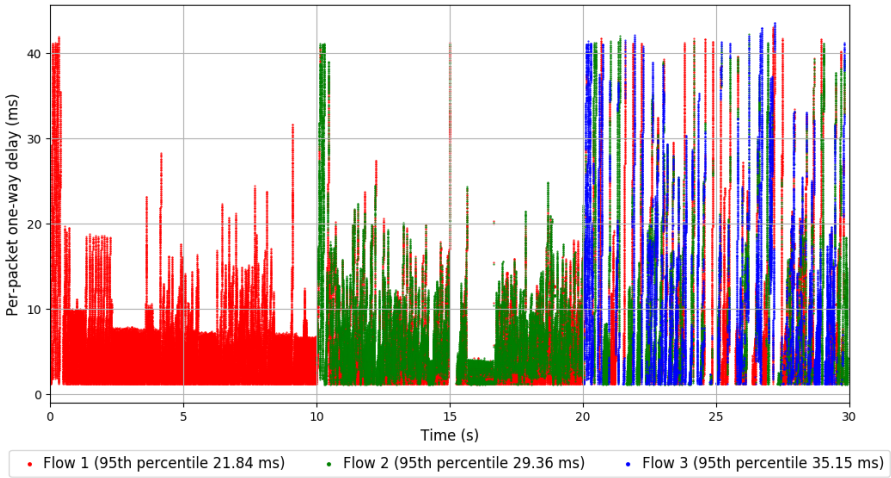

```
Run 4: Statistics of Verus

Start at: Sun, 09 Jul 2017 20:52:08 +0000
End at: Sun, 09 Jul 2017 20:52:38 +0000
Local clock offset: -0.791 ms
Remote clock offset: 0.263 ms

# Below is generated by plot.py at Mon, 10 Jul 2017 02:22:23 +0000
# Datalink statistics
-- Total of 3 flows:
Average throughput: 74.70 Mbit/s
95th percentile per-packet one-way delay: 23.805 ms
Loss rate: 4.35%
-- Flow 1:
Average throughput: 47.18 Mbit/s
95th percentile per-packet one-way delay: 18.127 ms
Loss rate: 1.91%
-- Flow 2:
Average throughput: 29.16 Mbit/s
95th percentile per-packet one-way delay: 28.308 ms
Loss rate: 6.74%
-- Flow 3:
Average throughput: 24.52 Mbit/s
95th percentile per-packet one-way delay: 30.374 ms
Loss rate: 11.68%
```

Run 4: Report of Verus — Data Link

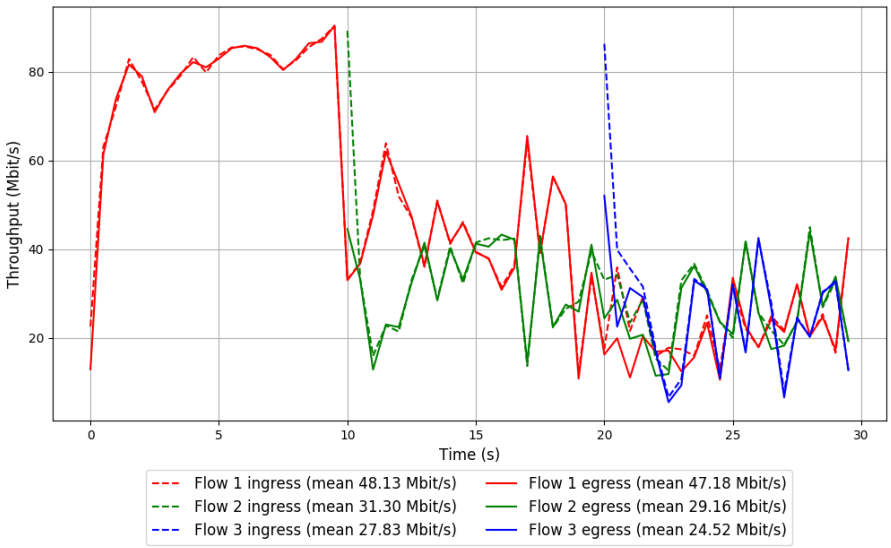

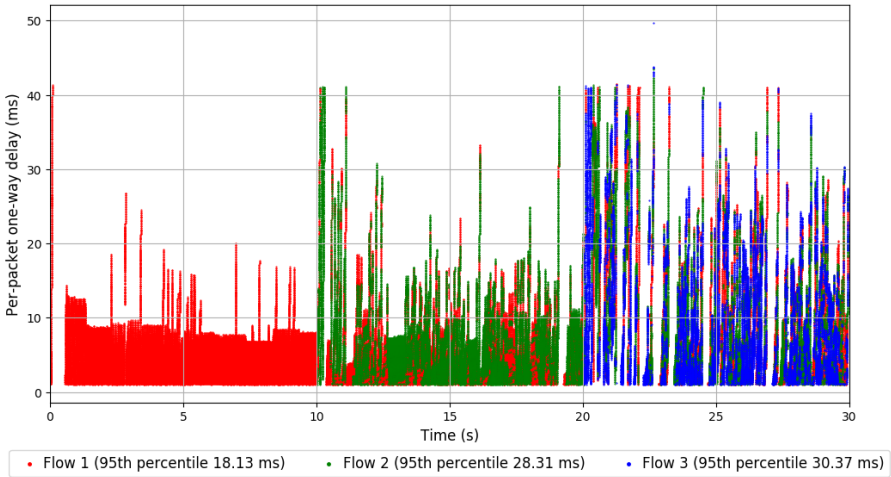

```
Run 5: Statistics of Verus

Start at: Sun, 09 Jul 2017 21:09:22 +0000
End at: Sun, 09 Jul 2017 21:09:52 +0000
Local clock offset: -0.859 ms
Remote clock offset: 0.286 ms

# Below is generated by plot.py at Mon, 10 Jul 2017 02:22:23 +0000
# Datalink statistics
-- Total of 3 flows:
Average throughput: 69.69 Mbit/s
95th percentile per-packet one-way delay: 25.193 ms
Loss rate: 5.07%
-- Flow 1:
Average throughput: 44.02 Mbit/s
95th percentile per-packet one-way delay: 20.099 ms
Loss rate: 3.31%
-- Flow 2:
Average throughput: 25.73 Mbit/s
95th percentile per-packet one-way delay: 28.267 ms
Loss rate: 7.05%
-- Flow 3:
Average throughput: 25.84 Mbit/s
95th percentile per-packet one-way delay: 32.919 ms
Loss rate: 9.67%
```

Run 5: Report of Verus — Data Link

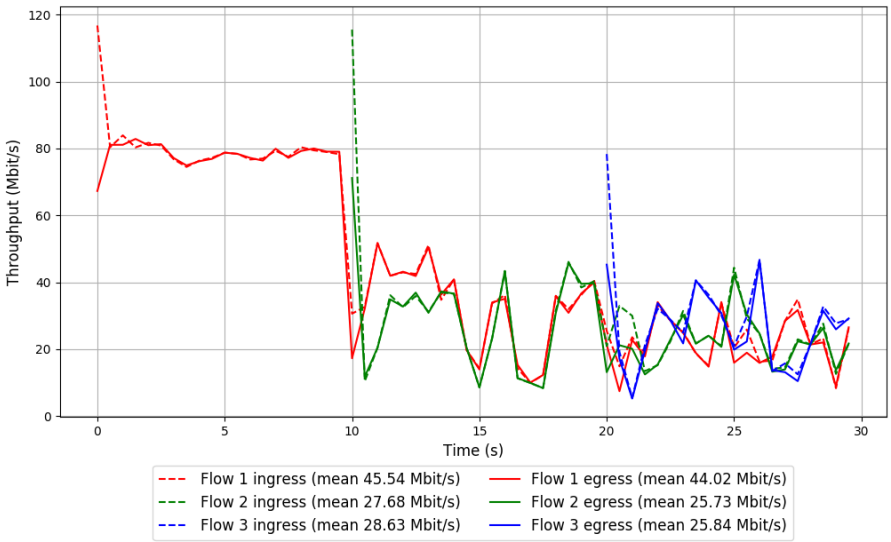

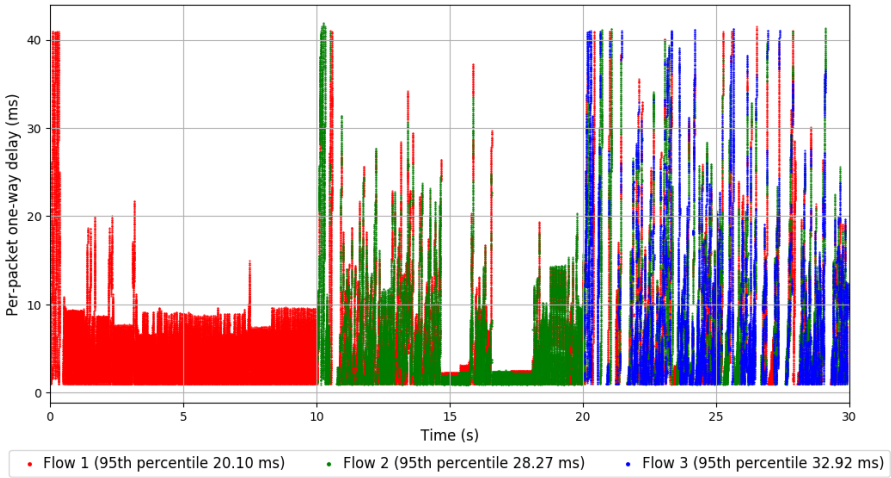

```
Run 6: Statistics of Verus

Start at: Sun, 09 Jul 2017 21:26:33 +0000
End at: Sun, 09 Jul 2017 21:27:03 +0000
Local clock offset: -0.96 ms
Remote clock offset: 0.246 ms

# Below is generated by plot.py at Mon, 10 Jul 2017 02:22:32 +0000
# Datalink statistics
-- Total of 3 flows:
Average throughput: 73.74 Mbit/s
95th percentile per-packet one-way delay: 23.688 ms
Loss rate: 5.04%
-- Flow 1:
Average throughput: 47.23 Mbit/s
95th percentile per-packet one-way delay: 20.148 ms
Loss rate: 3.28%
-- Flow 2:
Average throughput: 28.29 Mbit/s
95th percentile per-packet one-way delay: 26.866 ms
Loss rate: 7.15%
-- Flow 3:
Average throughput: 23.32 Mbit/s
95th percentile per-packet one-way delay: 30.102 ms
Loss rate: 10.07%
```

Run 6: Report of Verus — Data Link

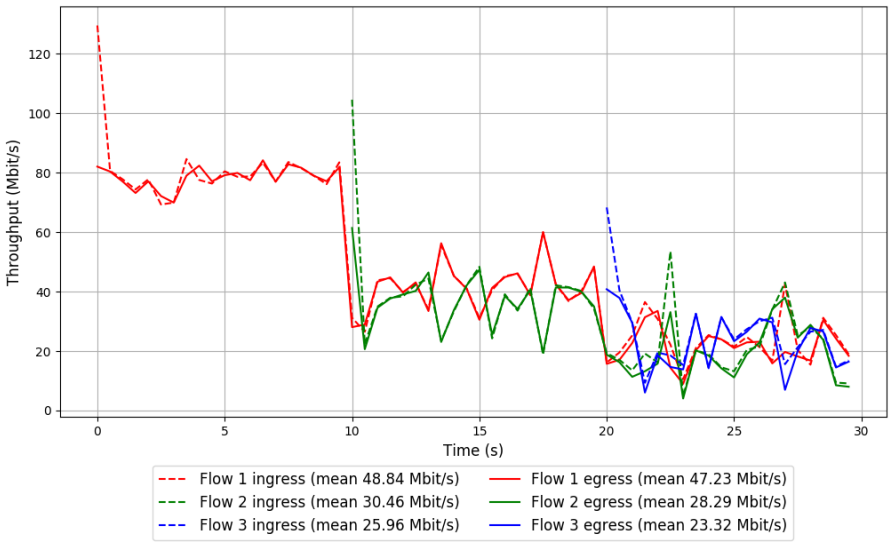

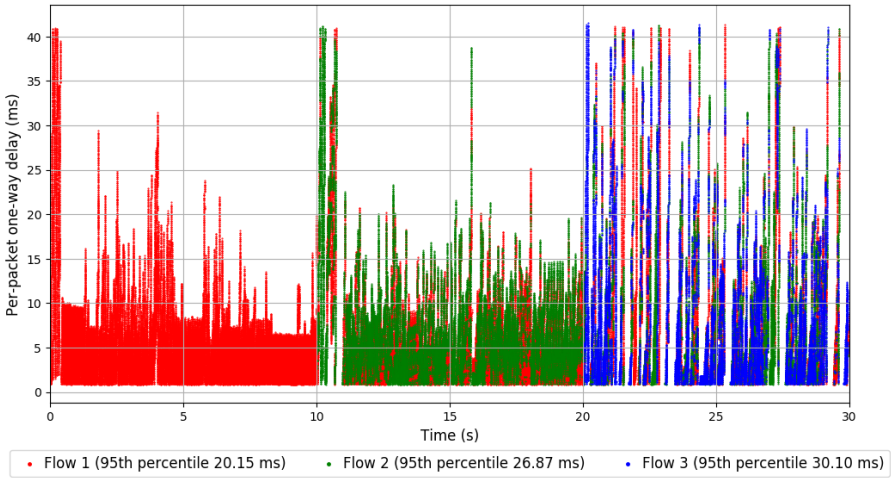

```
Run 7: Statistics of Verus

Start at: Sun, 09 Jul 2017 21:43:36 +0000
End at: Sun, 09 Jul 2017 21:44:06 +0000
Local clock offset: -0.969 ms
Remote clock offset: 0.213 ms

# Below is generated by plot.py at Mon, 10 Jul 2017 02:22:34 +0000
# Datalink statistics
-- Total of 3 flows:
Average throughput: 74.38 Mbit/s
95th percentile per-packet one-way delay: 26.185 ms
Loss rate: 6.64%
-- Flow 1:
Average throughput: 45.82 Mbit/s
95th percentile per-packet one-way delay: 22.014 ms
Loss rate: 4.69%
-- Flow 2:
Average throughput: 30.61 Mbit/s
95th percentile per-packet one-way delay: 26.432 ms
Loss rate: 7.04%
-- Flow 3:
Average throughput: 25.32 Mbit/s
95th percentile per-packet one-way delay: 34.530 ms
Loss rate: 15.29%
```

Run 7: Report of Verus — Data Link

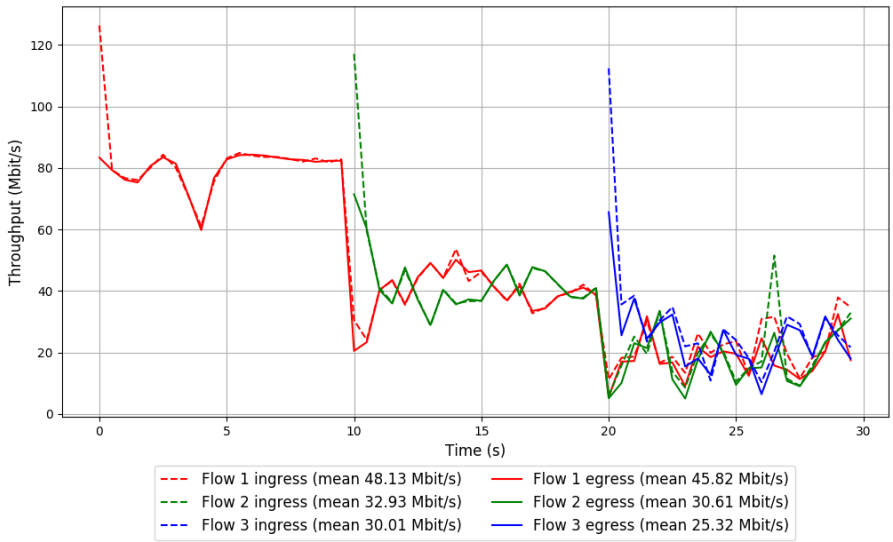

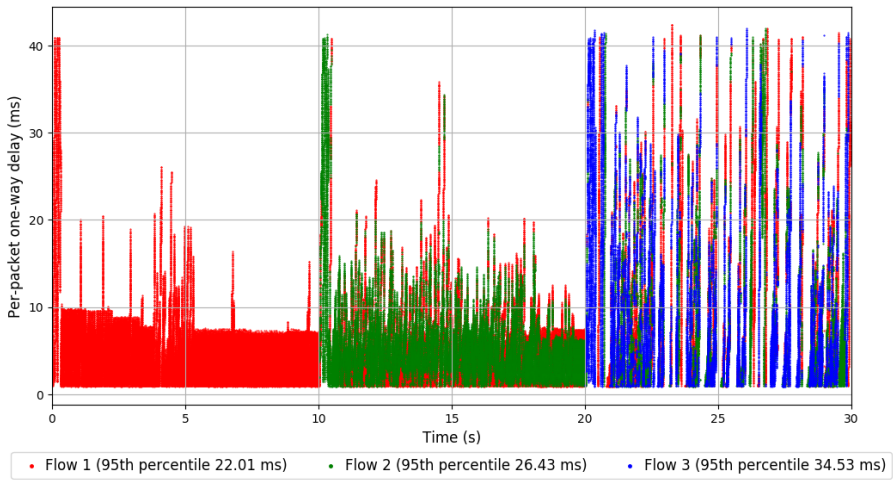

```
Run 8: Statistics of Verus

Start at: Sun, 09 Jul 2017 22:00:36 +0000
End at: Sun, 09 Jul 2017 22:01:06 +0000
Local clock offset: -1.025 ms
Remote clock offset: 0.198 ms

# Below is generated by plot.py at Mon, 10 Jul 2017 02:22:41 +0000
# Datalink statistics
-- Total of 3 flows:
Average throughput: 72.82 Mbit/s
95th percentile per-packet one-way delay: 27.280 ms
Loss rate: 7.19%
-- Flow 1:
Average throughput: 45.05 Mbit/s
95th percentile per-packet one-way delay: 24.267 ms
Loss rate: 4.97%
-- Flow 2:
Average throughput: 28.98 Mbit/s
95th percentile per-packet one-way delay: 27.849 ms
Loss rate: 9.00%
-- Flow 3:
Average throughput: 26.37 Mbit/s
95th percentile per-packet one-way delay: 33.919 ms
Loss rate: 13.93%
```

Run 8: Report of Verus — Data Link

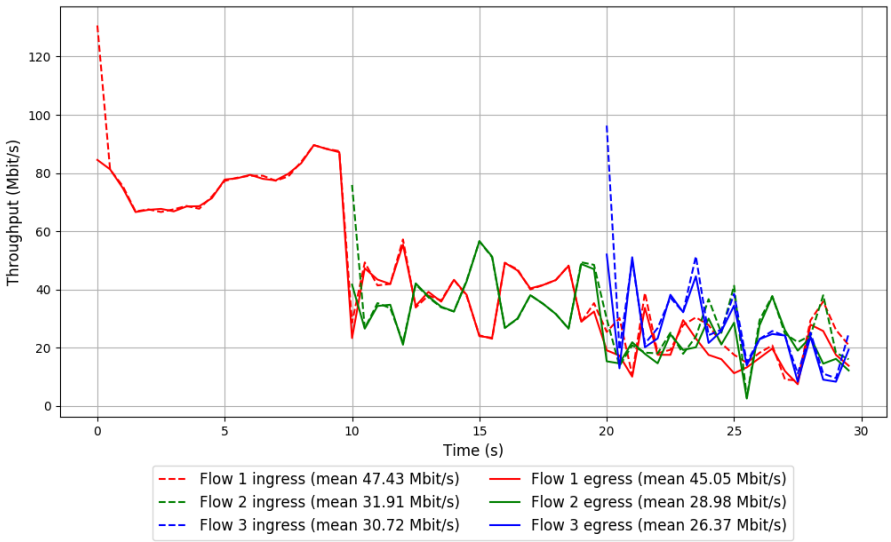

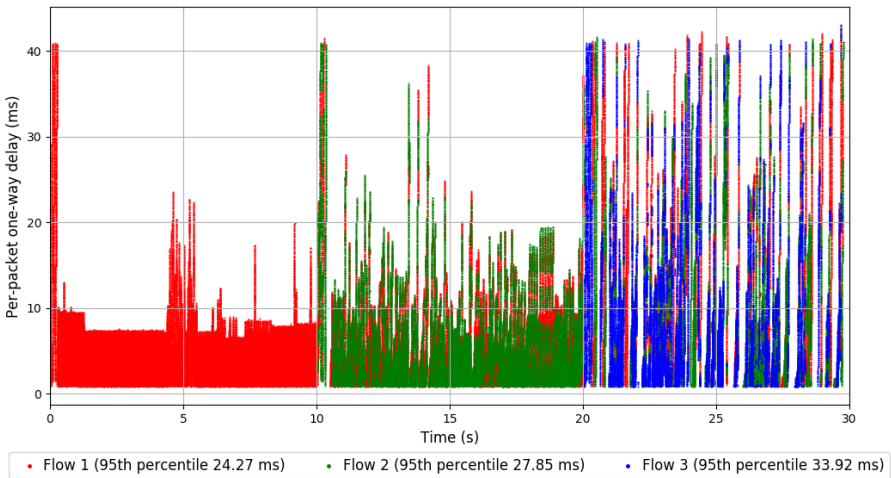

```
Run 9: Statistics of Verus

Start at: Sun, 09 Jul 2017 22:17:42 +0000
End at: Sun, 09 Jul 2017 22:18:12 +0000
Local clock offset: -1.305 ms
Remote clock offset: 0.162 ms

# Below is generated by plot.py at Mon, 10 Jul 2017 02:22:45 +0000
# Datalink statistics
-- Total of 3 flows:
Average throughput: 75.09 Mbit/s
95th percentile per-packet one-way delay: 23.425 ms
Loss rate: 5.05%
-- Flow 1:
Average throughput: 45.56 Mbit/s
95th percentile per-packet one-way delay: 20.296 ms
Loss rate: 4.51%
-- Flow 2:
Average throughput: 32.88 Mbit/s
95th percentile per-packet one-way delay: 23.123 ms
Loss rate: 3.58%
-- Flow 3:
Average throughput: 23.20 Mbit/s
95th percentile per-packet one-way delay: 31.133 ms
Loss rate: 11.87%
```

Run 9: Report of Verus — Data Link

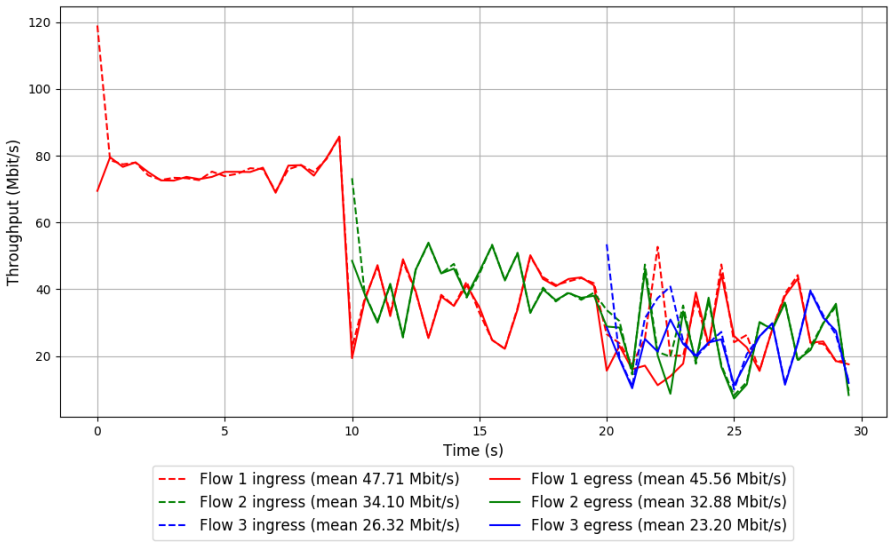

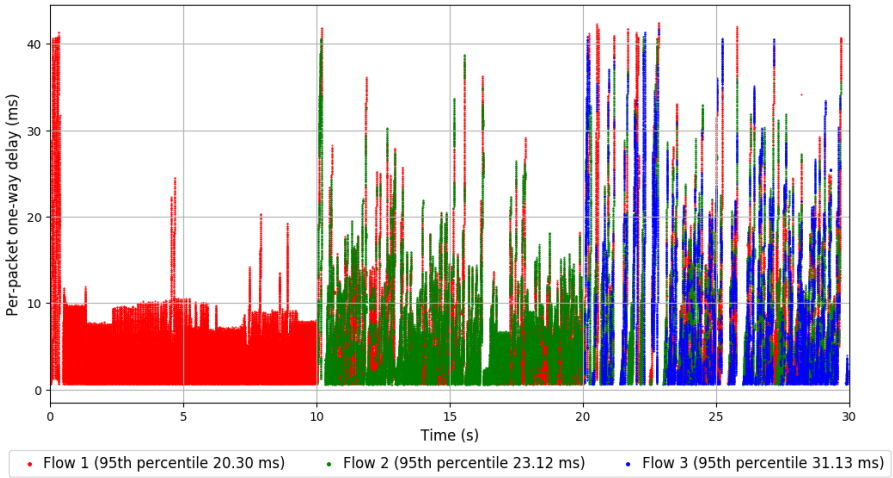

```
Run 10: Statistics of Verus

Start at: Sun, 09 Jul 2017 22:34:41 +0000
End at: Sun, 09 Jul 2017 22:35:11 +0000
Local clock offset: -1.459 ms
Remote clock offset: -7.433 ms

# Below is generated by plot.py at Mon, 10 Jul 2017 02:22:57 +0000
# Datalink statistics
-- Total of 3 flows:
Average throughput: 71.68 Mbit/s
95th percentile per-packet one-way delay: 27.157 ms
Loss rate: 5.94%
-- Flow 1:
Average throughput: 45.01 Mbit/s
95th percentile per-packet one-way delay: 23.276 ms
Loss rate: 4.01%
-- Flow 2:
Average throughput: 28.94 Mbit/s
95th percentile per-packet one-way delay: 29.358 ms
Loss rate: 7.46%
-- Flow 3:
Average throughput: 22.37 Mbit/s
95th percentile per-packet one-way delay: 33.041 ms
Loss rate: 12.91%
```

Run 10: Report of Verus — Data Link

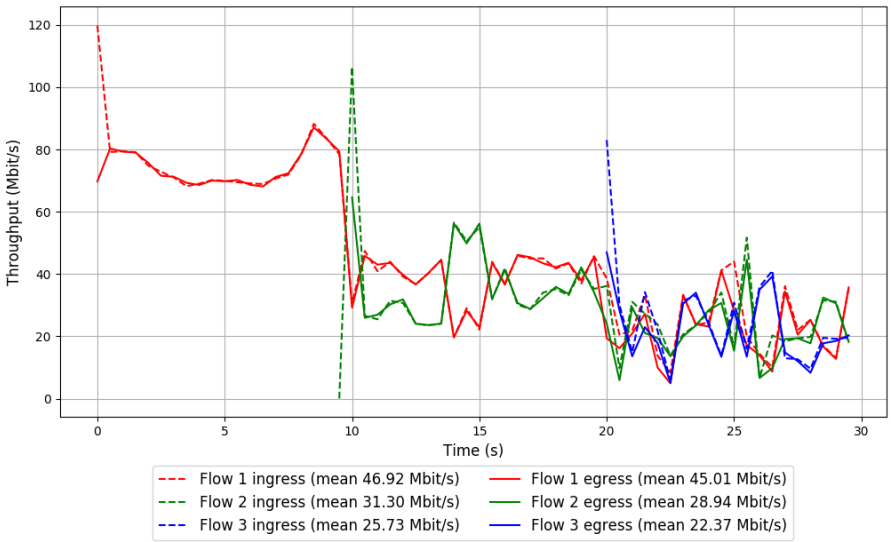

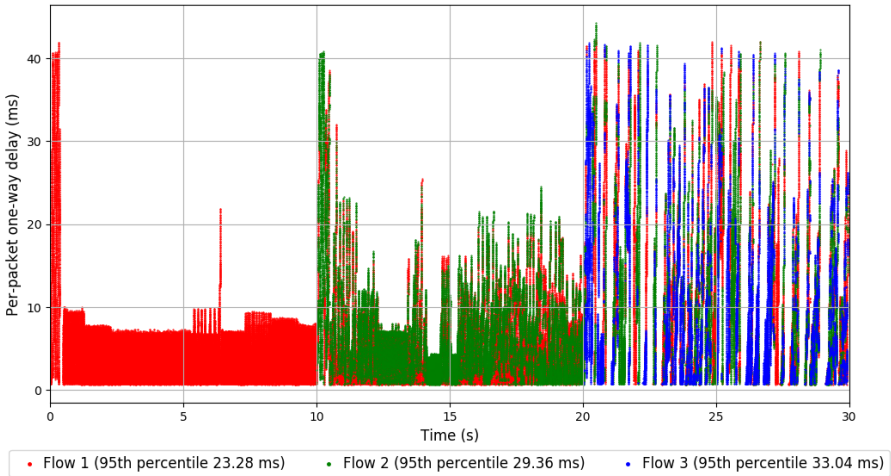

```
Run 1: Statistics of WebRTC media

Start at: Sun, 09 Jul 2017 20:06:08 +0000
End at: Sun, 09 Jul 2017 20:06:38 +0000
Local clock offset: -0.334 ms
Remote clock offset: 0.234 ms

# Below is generated by plot.py at Mon, 10 Jul 2017 02:22:57 +0000
# Datalink statistics
-- Total of 3 flows:
Average throughput: 2.10 Mbit/s
95th percentile per-packet one-way delay: 2.755 ms
Loss rate: 0.00%
-- Flow 1:
Average throughput: 0.05 Mbit/s
95th percentile per-packet one-way delay: 3.996 ms
Loss rate: 0.00%
-- Flow 2:
Average throughput: 1.52 Mbit/s
95th percentile per-packet one-way delay: 2.481 ms
Loss rate: 0.00%
-- Flow 3:
Average throughput: 0.60 Mbit/s
95th percentile per-packet one-way delay: 3.180 ms
Loss rate: 0.00%
```

Run 1: Report of WebRTC media — Data Link

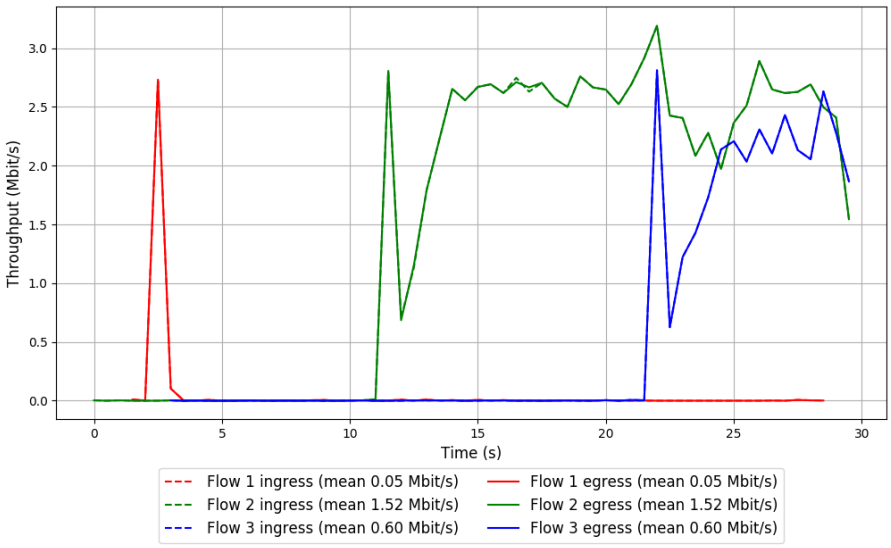

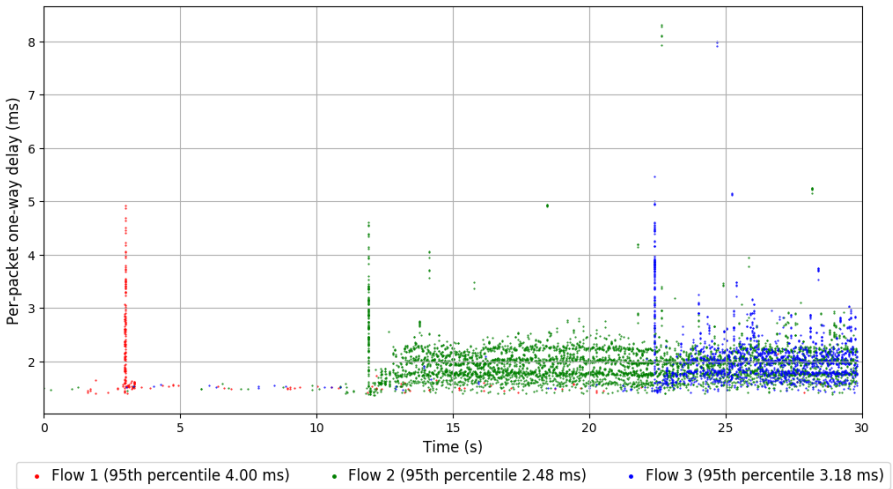

```
Run 2: Statistics of WebRTC media

Start at: Sun, 09 Jul 2017 20:23:14 +0000
End at: Sun, 09 Jul 2017 20:23:44 +0000
Local clock offset: -0.553 ms
Remote clock offset: 0.269 ms

# Below is generated by plot.py at Mon, 10 Jul 2017 02:22:57 +0000
# Datalink statistics
-- Total of 3 flows:
Average throughput: 4.18 Mbit/s
95th percentile per-packet one-way delay: 2.386 ms
Loss rate: 0.00%
-- Flow 1:
Average throughput: 2.42 Mbit/s
95th percentile per-packet one-way delay: 2.299 ms
Loss rate: 0.00%
-- Flow 2:
Average throughput: 1.36 Mbit/s
95th percentile per-packet one-way delay: 2.524 ms
Loss rate: 0.00%
-- Flow 3:
Average throughput: 0.46 Mbit/s
95th percentile per-packet one-way delay: 2.653 ms
Loss rate: 0.00%
```

Run 2: Report of WebRTC media — Data Link

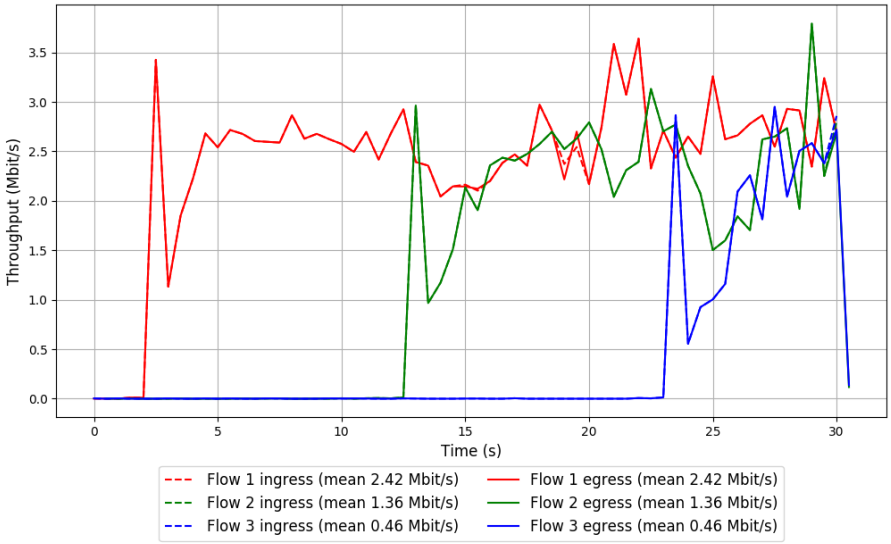

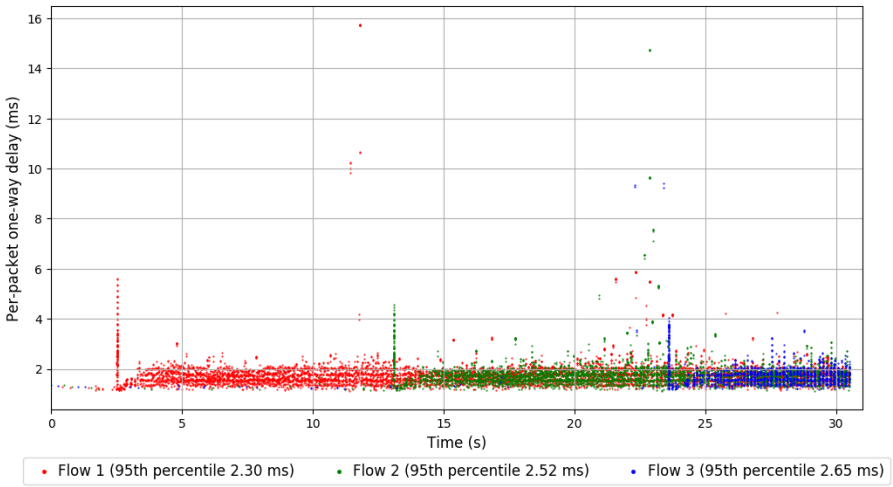

```
Run 3: Statistics of WebRTC media

Start at: Sun, 09 Jul 2017 20:40:27 +0000
End at: Sun, 09 Jul 2017 20:40:57 +0000
Local clock offset: -0.636 ms
Remote clock offset: 0.307 ms

# Below is generated by plot.py at Mon, 10 Jul 2017 02:22:57 +0000
# Datalink statistics
-- Total of 3 flows:
Average throughput: 4.13 Mbit/s
95th percentile per-packet one-way delay: 2.434 ms
Loss rate: 0.00%
-- Flow 1:
Average throughput: 2.34 Mbit/s
95th percentile per-packet one-way delay: 2.348 ms
Loss rate: 0.00%
-- Flow 2:
Average throughput: 1.31 Mbit/s
95th percentile per-packet one-way delay: 2.464 ms
Loss rate: 0.00%
-- Flow 3:
Average throughput: 0.51 Mbit/s
95th percentile per-packet one-way delay: 2.739 ms
Loss rate: 0.00%
```

Run 3: Report of WebRTC media — Data Link

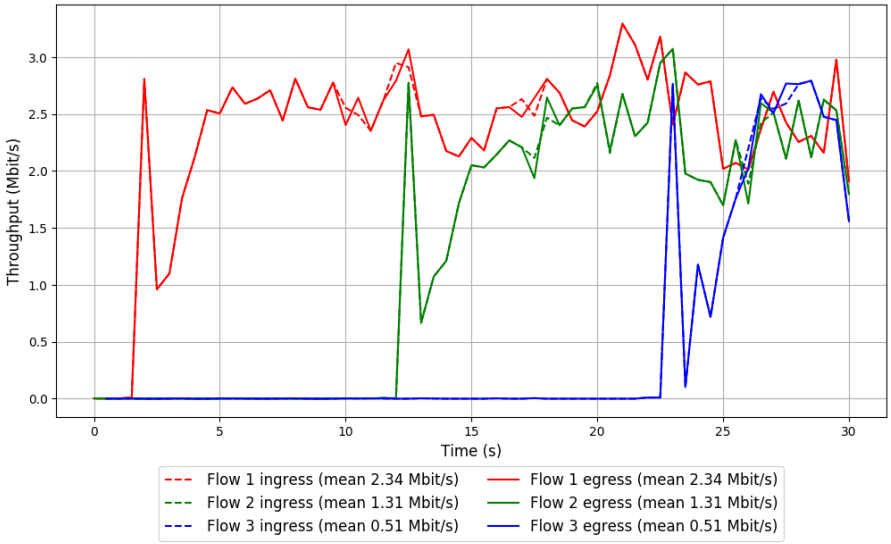

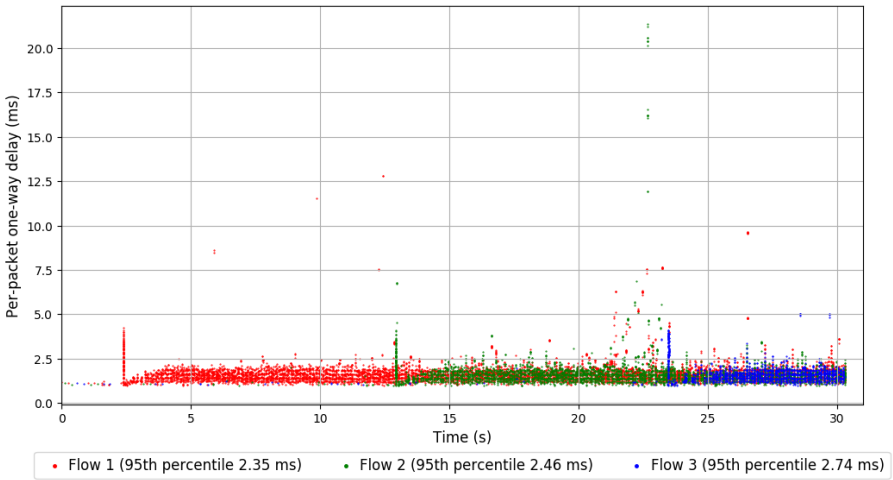

```
Run 4: Statistics of WebRTC media

Start at: Sun, 09 Jul 2017 20:58:01 +0000
End at: Sun, 09 Jul 2017 20:58:31 +0000
Local clock offset: -0.822 ms
Remote clock offset: 0.24 ms

# Below is generated by plot.py at Mon, 10 Jul 2017 02:22:57 +0000
# Datalink statistics
-- Total of 3 flows:
Average throughput: 2.09 Mbit/s
95th percentile per-packet one-way delay: 2.090 ms
Loss rate: 0.00%
-- Flow 1:
Average throughput: 0.05 Mbit/s
95th percentile per-packet one-way delay: 3.255 ms
Loss rate: 0.00%
-- Flow 2:
Average throughput: 1.49 Mbit/s
95th percentile per-packet one-way delay: 1.889 ms
Loss rate: 0.00%
-- Flow 3:
Average throughput: 0.56 Mbit/s
95th percentile per-packet one-way delay: 2.355 ms
Loss rate: 0.00%
```

Run 4: Report of WebRTC media — Data Link

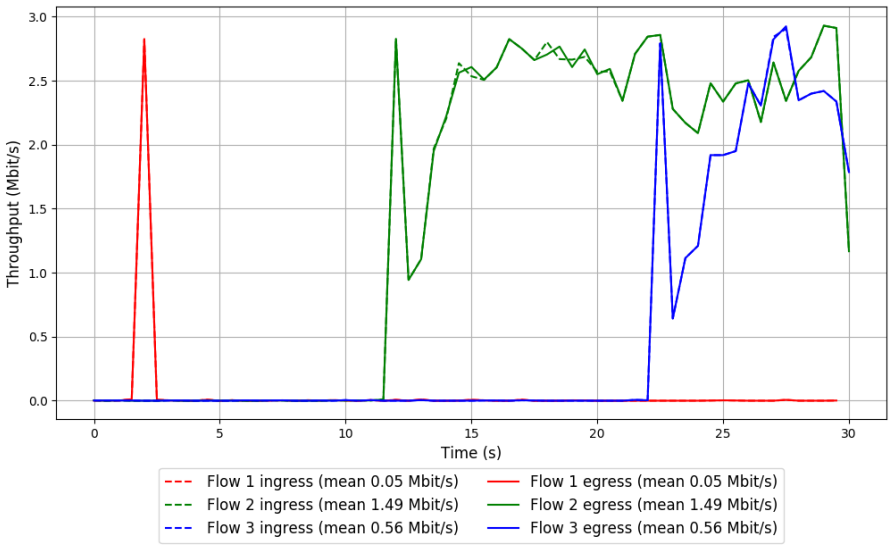

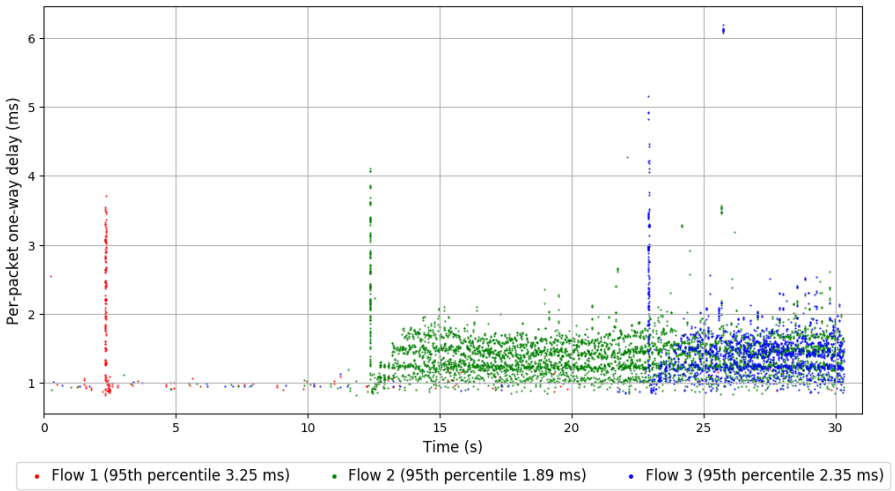

```
Run 5: Statistics of WebRTC media

Start at: Sun, 09 Jul 2017 21:15:14 +0000
End at: Sun, 09 Jul 2017 21:15:44 +0000
Local clock offset: -0.919 ms
Remote clock offset: 0.176 ms

# Below is generated by plot.py at Mon, 10 Jul 2017 02:22:57 +0000
# Datalink statistics
-- Total of 3 flows:
Average throughput: 4.07 Mbit/s
95th percentile per-packet one-way delay: 2.213 ms
Loss rate: 0.00%
-- Flow 1:
Average throughput: 2.30 Mbit/s
95th percentile per-packet one-way delay: 2.109 ms
Loss rate: 0.00%
-- Flow 2:
Average throughput: 1.33 Mbit/s
95th percentile per-packet one-way delay: 2.205 ms
Loss rate: 0.00%
-- Flow 3:
Average throughput: 0.44 Mbit/s
95th percentile per-packet one-way delay: 2.661 ms
Loss rate: 0.00%
```

Run 5: Report of WebRTC media — Data Link

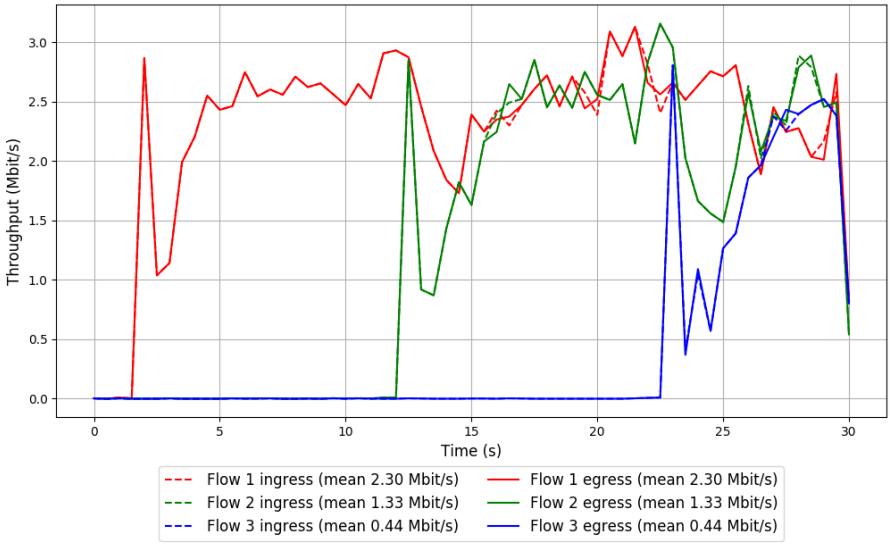

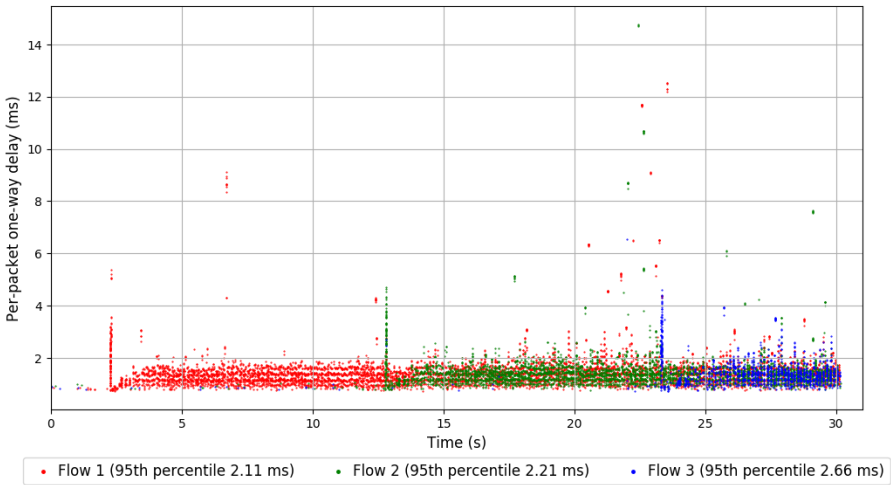

```
Run 6: Statistics of WebRTC media

Start at: Sun, 09 Jul 2017 21:32:22 +0000
End at: Sun, 09 Jul 2017 21:32:52 +0000
Local clock offset: -1.008 ms
Remote clock offset: 0.248 ms

# Below is generated by plot.py at Mon, 10 Jul 2017 02:22:57 +0000
# Datalink statistics
-- Total of 3 flows:
Average throughput: 4.17 Mbit/s
95th percentile per-packet one-way delay: 2.104 ms
Loss rate: 0.00%
-- Flow 1:
Average throughput: 2.36 Mbit/s
95th percentile per-packet one-way delay: 2.015 ms
Loss rate: 0.00%
-- Flow 2:
Average throughput: 1.39 Mbit/s
95th percentile per-packet one-way delay: 2.230 ms
Loss rate: 0.00%
-- Flow 3:
Average throughput: 0.45 Mbit/s
95th percentile per-packet one-way delay: 2.383 ms
Loss rate: 0.00%
```

Run 6: Report of WebRTC media — Data Link

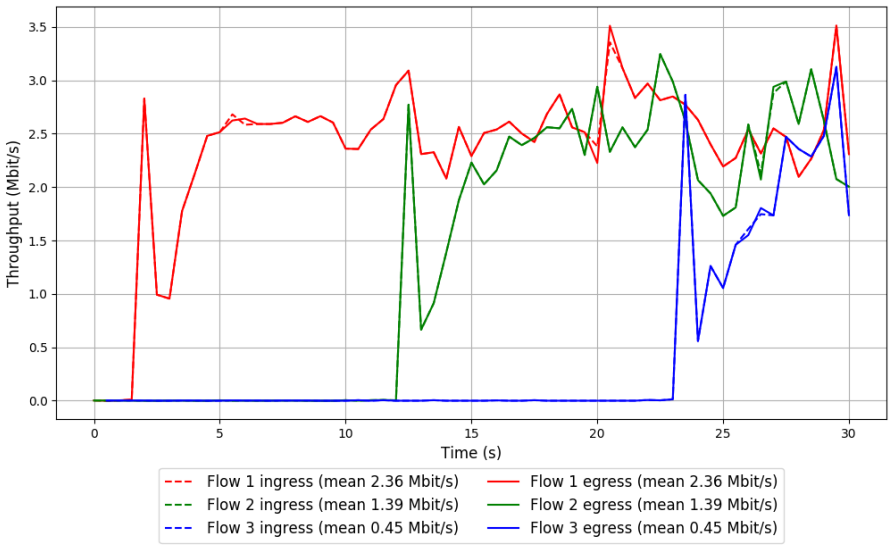

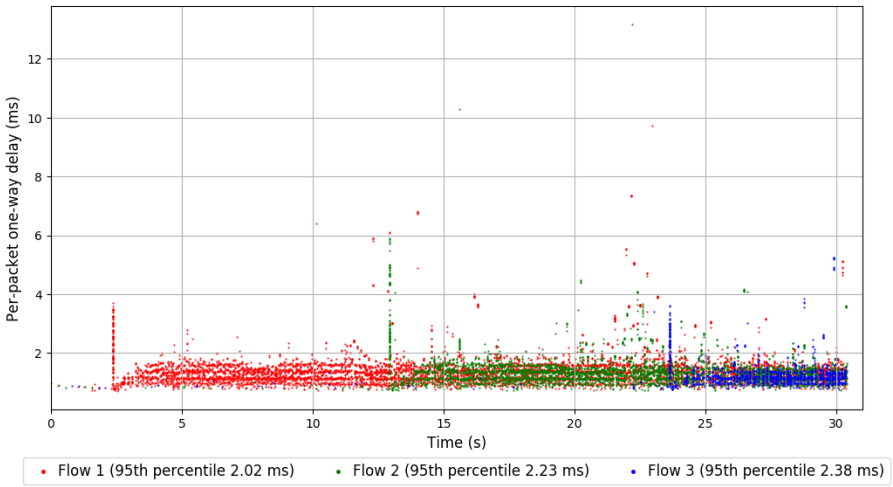

```
Run 7: Statistics of WebRTC media

Start at: Sun, 09 Jul 2017 21:49:15 +0000
End at: Sun, 09 Jul 2017 21:49:45 +0000
Local clock offset: -0.982 ms
Remote clock offset: -3.527 ms

# Below is generated by plot.py at Mon, 10 Jul 2017 02:22:57 +0000
# Datalink statistics
-- Total of 3 flows:
Average throughput: 4.13 Mbit/s
95th percentile per-packet one-way delay: 2.076 ms
Loss rate: 0.00%
-- Flow 1:
Average throughput: 2.38 Mbit/s
95th percentile per-packet one-way delay: 1.946 ms
Loss rate: 0.00%
-- Flow 2:
Average throughput: 1.32 Mbit/s
95th percentile per-packet one-way delay: 2.251 ms
Loss rate: 0.00%
-- Flow 3:
Average throughput: 0.45 Mbit/s
95th percentile per-packet one-way delay: 2.269 ms
Loss rate: 0.01%
```

Run 7: Report of WebRTC media — Data Link

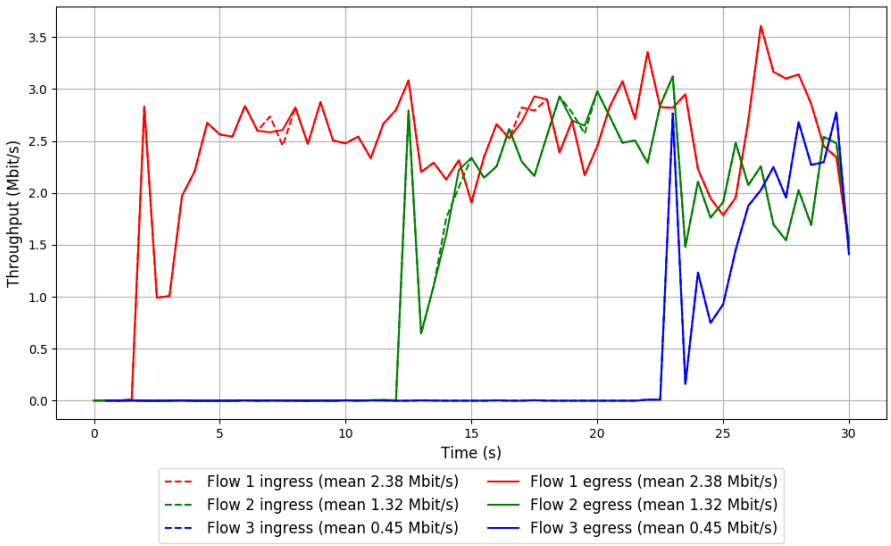

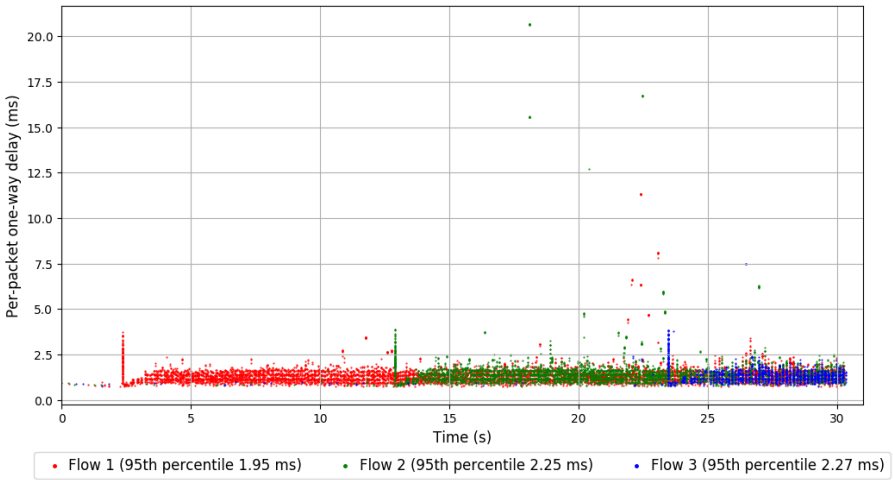

```
Run 8: Statistics of WebRTC media

Start at: Sun, 09 Jul 2017 22:06:23 +0000
End at: Sun, 09 Jul 2017 22:06:53 +0000
Local clock offset: -1.116 ms
Remote clock offset: 0.181 ms

# Below is generated by plot.py at Mon, 10 Jul 2017 02:22:58 +0000
# Datalink statistics
-- Total of 3 flows:
Average throughput: 2.03 Mbit/s
95th percentile per-packet one-way delay: 1.816 ms
Loss rate: 0.00%
-- Flow 1:
Average throughput: 0.06 Mbit/s
95th percentile per-packet one-way delay: 2.709 ms
Loss rate: 0.00%
-- Flow 2:
Average throughput: 1.47 Mbit/s
95th percentile per-packet one-way delay: 1.757 ms
Loss rate: 0.00%
-- Flow 3:
Average throughput: 0.54 Mbit/s
95th percentile per-packet one-way delay: 1.940 ms
Loss rate: 0.00%
```

Run 8: Report of WebRTC media — Data Link

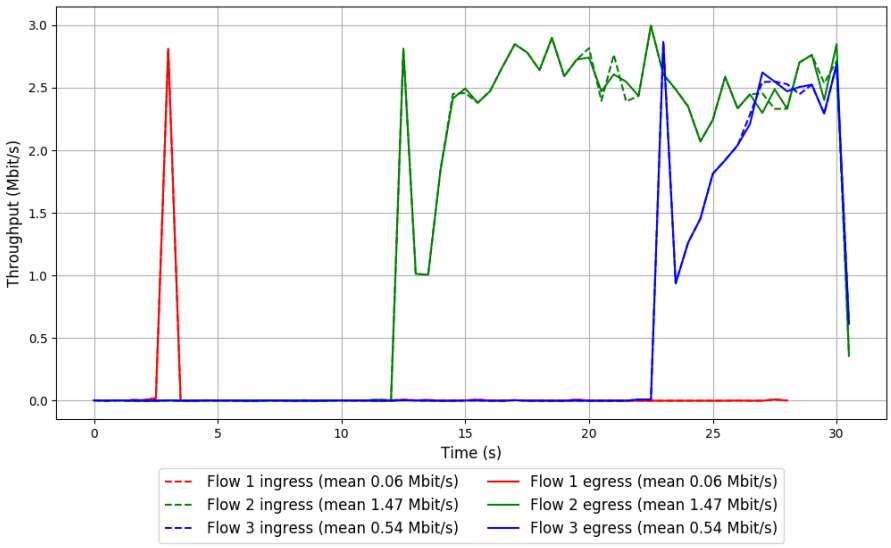

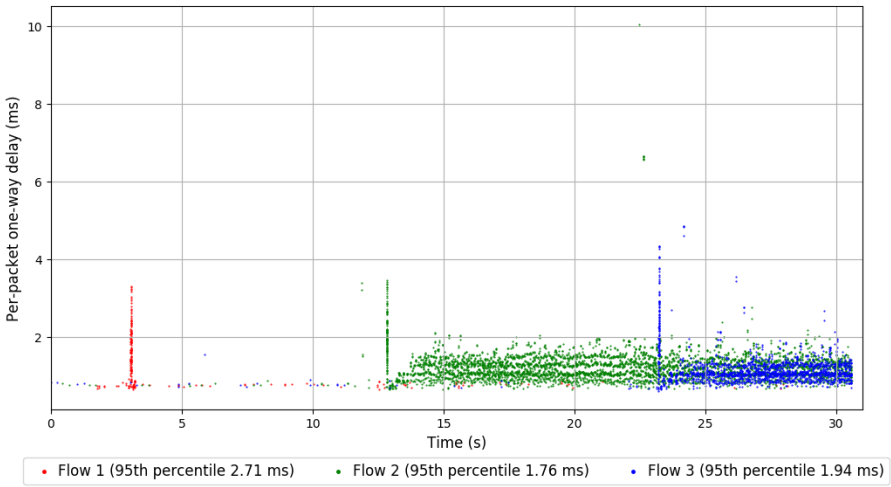

```
Run 9: Statistics of WebRTC media

Start at: Sun, 09 Jul 2017 22:23:22 +0000
End at: Sun, 09 Jul 2017 22:23:52 +0000
Local clock offset: -1.358 ms
Remote clock offset: 0.036 ms

# Below is generated by plot.py at Mon, 10 Jul 2017 02:22:58 +0000
# Datalink statistics
-- Total of 3 flows:
Average throughput: 4.15 Mbit/s
95th percentile per-packet one-way delay: 1.781 ms
Loss rate: 0.01%
-- Flow 1:
Average throughput: 2.39 Mbit/s
95th percentile per-packet one-way delay: 1.651 ms
Loss rate: 0.01%
-- Flow 2:
Average throughput: 1.32 Mbit/s
95th percentile per-packet one-way delay: 1.871 ms
Loss rate: 0.00%
-- Flow 3:
Average throughput: 0.44 Mbit/s
95th percentile per-packet one-way delay: 2.522 ms
Loss rate: 0.00%
```

Run 9: Report of WebRTC media — Data Link

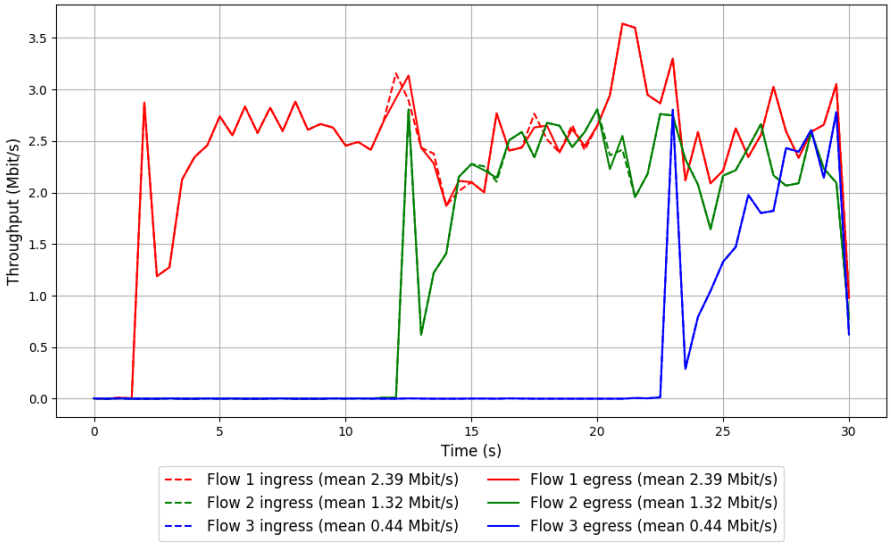

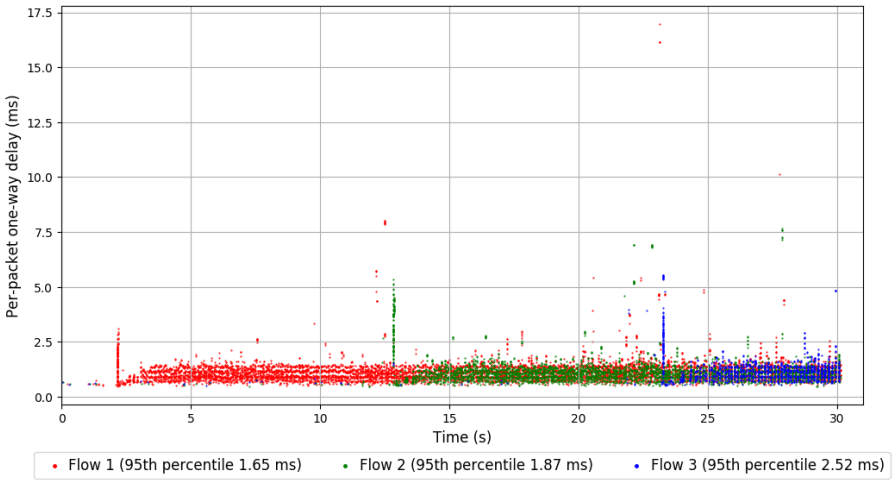

```
Run 10: Statistics of WebRTC media

Start at: Sun, 09 Jul 2017 22:40:28 +0000
End at: Sun, 09 Jul 2017 22:40:58 +0000
Local clock offset: -1.488 ms
Remote clock offset: -0.121 ms

# Below is generated by plot.py at Mon, 10 Jul 2017 02:22:59 +0000
# Datalink statistics
-- Total of 3 flows:
Average throughput: 4.24 Mbit/s
95th percentile per-packet one-way delay: 1.959 ms
Loss rate: 0.00%
-- Flow 1:
Average throughput: 2.46 Mbit/s
95th percentile per-packet one-way delay: 1.863 ms
Loss rate: 0.00%
-- Flow 2:
Average throughput: 1.35 Mbit/s
95th percentile per-packet one-way delay: 2.014 ms
Loss rate: 0.00%
-- Flow 3:
Average throughput: 0.45 Mbit/s
95th percentile per-packet one-way delay: 2.856 ms
Loss rate: 0.00%
```

Run 10: Report of WebRTC media — Data Link