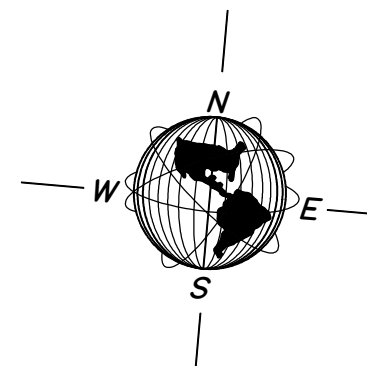


OSS INFORMATION:


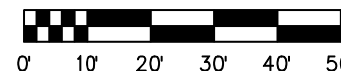
OSS TYPE: 2 EA 10'X30' BOTTOMLESS SAND FILTER
 DAILY SEWAGE FLOW: 360 GPD
 DRAINFIELD INFILTRATIVE SURFACE: 600 SQ FT
 NUMBER OF LATERALS PER SF: 4
 LATERAL LENGTH: 30'
 LATERAL PIPE SIZE: 1 1/4- IN
 ORIFICE SIZE: 1/8- IN
 RESIDUAL HEAD AT LAST ORIFICE: 5 FEET

PUMP: LIBERTY 290 1/2 HP 115V
 DRAWDOWN: 2- IN/MIN
 PUMP FLOW: 44 GPM
 RESIDUAL HEAD AT LAST ORIFICE: 5 FEET
 ON TIME: 39 SEC
 OFF TIME: 2 HRS
 GALLONS PER DOSE: 29.87
 DOSES PER DAY: 12
 MAX DAILY SEWAGE FLOW: 358.44 GALLONS

SAND FILTER INSTALLATION DEPTH: 30- IN
 ORIFICE SPACING: 24- IN



RECORD DRAWING
 SCALE: 1" = 30'



<p>LEGEND</p> <p>🚧 = SOIL LOG --- = NO BUILD ZONE</p> <p>① = CLEAN OUT ② = EX 1,250- GAL S/T ③ = EX 1,250- GAL P/T ④ = EX PUMP PANEL ⑤ = ORENCO 6402 DIST VALVE</p>	<p>CLIENT: MICHAEL FRANK (253) 255-6799</p> <p>PROPERTY INFORMATION: PN: 0221054015 SITE ADDRESS: 8412 GOODMAN DR NW</p> <p>R1 DRAWN: LP, 26 OCT 2015 PAGE 1 OF 1</p>
---	---

NOTE: THIS IS NOT A SURVEY. ALL PROPERTY LINES/BOUNDARIES HAVE BEEN DEMONSTRATED BY THE PROPERTY OWNER/AGENT.

