



MATERIALS

Caron® One Pound™ (16 oz/453.6 g; 812 yds/742 m)
Cream (10589) **3 balls**

Size U.S. J/10 (6 mm) crochet hook **or size needed to obtain gauge.**

ABBREVIATIONS: www.yarnspirations.com/abbreviations

Approx = Approximate(ly)

Dc = Double crochet

Sl st = Slip stitch

Beg = Begin(ning)

Rep = Repeat(ing)

Sp = Space(s)

Ch = Chain(s)

Rnd(s) = Round(s)



MEASUREMENT

Approximately 56" [142 cm] square.

GAUGE

10 dc and 5 rows = 4" [10 cm].

INSTRUCTIONS

Note: Chain (ch) 6 at beginning (beg) of round(s) counts as 1 double crochet (dc) and ch 3.

Ch 5. Join with slip stitch (sl st) to first ch to form a ring. (See diagram on page 2.)

1st rnd: Ch 6. (3 dc. Ch 3) 3 times in ring. 2 dc in ring. Join with sl st to 3rd ch of ch 6. [Four groups of 3 dc, four ch-3 spaces (sp) forming corners].

2nd rnd: Sl st in next ch-3 sp. Ch 6. 3 dc in same sp as last sl st. *Ch 1. (3 dc. Ch 3. 3 dc) in next ch-3 sp. Repeat (rep) from * twice more. Ch 1. 2 dc in first ch-3 sp. Join with sl st to 3rd ch of ch 6.


3rd rnd: Sl st in next ch-3 sp. Ch 6. 3 dc in same sp as last sl st. Ch 1. 3 dc in next ch-1 sp. *Ch 1. (3 dc. Ch 3. 3 dc) in next ch-3 sp. Ch 1. 3 dc in next ch-1 sp. Rep from * twice more. Ch 1. 2 dc in first ch-3 sp. Join with sl st to 3rd ch of ch 6.

4th rnd: Sl st in next ch-3 sp. Ch 6. 3 dc in same sp as last sl st. (Ch 1. 3 dc) in each ch-1 sp to next corner ch-3 sp. *Ch 1. (3 dc. Ch 3. 3 dc) in corner ch-3 sp. (Ch 1. 3 dc) in each ch-1 sp to next corner ch-3 sp. Rep from * twice more. Ch 1. 2 dc in first ch-3 sp. Join with sl st to 3rd ch of ch 6.




Rep last rnd until Square measures approx 56" [142 cm]. Fasten off.



GRANNY SQUARE DIAGRAM



STITCH KEY

-  = chain (ch)
-  = slip st (sl st)
-  = double crochet (dc)