



**MATERIALS**

**Caron® Simply Soft®** (6 oz/170 g; 315 yds/288 m)

You will need **Contrast C** and **Contrast D** for this clue.

Size U.S. H/8 (5 mm) crochet hook **or size needed to obtain gauge.**

**ABBREVIATIONS:** [www.yarnspirations.com/abbreviations](http://www.yarnspirations.com/abbreviations)

**Ch** = Chain(s)

**Dc** = Double crochet

**Hdc** = Half double crochet

**Rep** = Repeat

**Rnd(s)** = Round(s)

**Sc** = Single crochet

**Scfp** = Insert hook from

front to back around post

of next stitch and draw

up a loop. Yoh and draw

through all loops on hook.

**Sl st** = Slip stitch

**Sp(s)** = Space(s)

**St(s)** = Stitch(es)

**Tr** = Treble crochet

**Yoh** = Yarn over hook



**GAUGE**

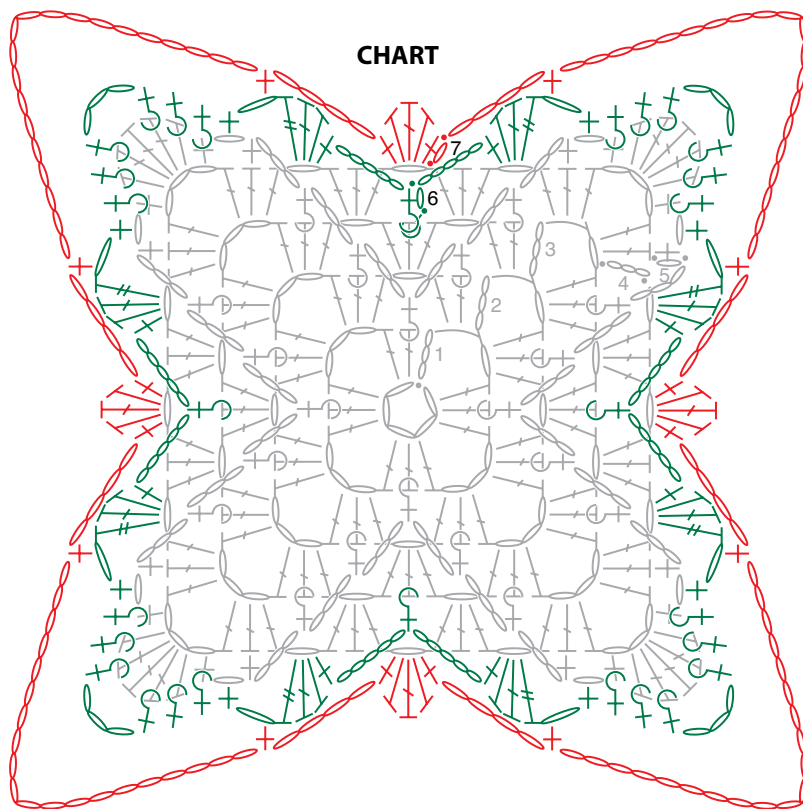
13 sc and 14 rows = 4" [10 cm].

**INSTRUCTIONS**










**Note:** Following Week 2, you will now have 20 Motifs with 5 rnds completed. Complete 6th and 7th rnds as described below on all 20 Motifs.

**6th rnd:** Join C with sl st around post of middle dc of center 3-dc group of 3rd rnd. Ch 1. 1 scfp in same sp as sl st. \*Ch 5. (1 sc. 1 hdc. 1 dc. 1 tr) in next ch-1 sp of 4th rnd. Ch 1. 1 sc in next ch-1 sp of 5th rnd (just before corner group). 1 scfp around next sc of corner group. 1 scfp around next hdc. 1 scfp around next dc. Ch 3. Skip next dc. 1 scfp around next dc. 1 scfp around next hdc. 1 scfp around next sc. 1 sc in next ch-1 sp (right after corner group). Ch 1. (1 tr. 1 dc. 1 hdc. 1 sc) in next ch-1 sp of 4th rnd. Ch 5.\*\* 1 scfp around middle dc of center 3-dc group of 3rd rnd. Rep from \* twice more, then from \* to \*\* once. Join with sl st to first st. Fasten off.

**7th rnd:** Join D with sl st to center ch-1 sp between two center 3-dc groups of 4th rnd. Ch 1. (1 sc. 1 hdc. 1 dc. 1 hdc. 1 sc – shell made) in same sp as last sl st. \*Ch 4. 1 sc in next ch-1 sp of 6th rnd. Ch 20. Skip next corner (4 sts, ch 3, 4 sts). 1 sc in next ch-1 sp. Ch 4.\*\* Shell in center ch-1 sp of 4th rnd. Rep from \* twice more, then from \* to \*\* once. Join with sl st to first sc. Fasten off.



**KEY**

-  = chain (ch)
-  = slip st (sl st)
-  = single crochet (sc)
-  = half double crochet (hdc)
-  = double crochet (dc)
-  = treble crochet (tr)
-  = front post single crochet (scfp)
-  = 6th rnd
-  = 7th rnd