

**MATERIALS****Caron® Simply Soft®** (6 oz/170 g; 315 yds/288 m)You will need **Contrast B** for this clue.Size U.S. H/8 (5 mm) crochet hook **or size needed to obtain gauge.****ABBREVIATIONS:** www.yarnspirations.com/abbreviations**Ch** = Chain(s)**Dc** = Double crochet**Hdc** = Half double crochet**Rep** = Repeat**Rnd(s)** = Round(s)**Sc** = Single crochet**Scfp** = Insert hook from front to back around post of next stitch and draw up a loop. Yoh and draw through all loops on hook.**Sl st** = Slip stitch**Sp(s)** = Space(s)**St(s)** = Stitch(es)**Yoh** = Yarn over hook**GAUGE**

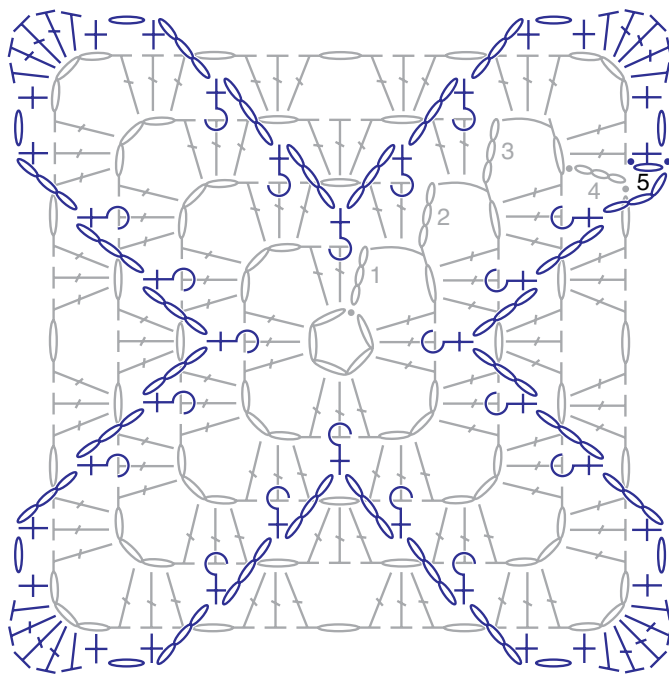
13 sc and 14 rows = 4" [10 cm].

INSTRUCTIONS**Note:** Chain loosely so work will lay flat.



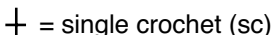
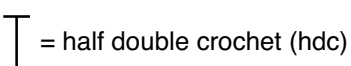
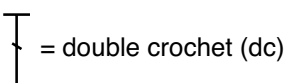
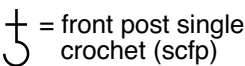
5th rnd: Join B with sl st to 2nd dc to right of any corner of 4th rnd. Ch 1. 1 sc in same sp as last sl st. *Ch 1. Skip next dc. (1 sc. 1 hdc. 3 dc. 1 hdc. 1 sc) in next ch-3 sp. Ch 1. Skip next dc. 1 sc in next dc. *Working towards center of Motif*, ch 3. 1 scfp around center dc of next 3-dc group of 3rd rnd. Ch 3. 1 scfp around center dc of next 3-dc group of 2nd rnd. Ch 3. 1 scfp around center dc of next 3-dc group of 1st rnd. *Working back up towards next corner*, ch 3. 1 scfp around center dc of next 3-dc group of 2nd rnd. Ch 3. 1 scfp around center dc of next 3-dc group of 3rd rnd. Ch 3.** 1 sc in center dc of next 3-dc group of 4th rnd.* Rep from * to * twice more, then from * to ** once. Join with sl st to first sc. Fasten off.



CHART



KEY

-  = chain (ch)
-  = slip st (sl st)
-  = single crochet (sc)
-  = half double crochet (hdc)
-  = double crochet (dc)
-  = front post single
crochet (scfp)