

**MATERIALS****Caron® Simply Soft®** (6 oz/170 g; 315 yds/288 m)You will need **Contrast A** for this clue.Size U.S. H/8 (5 mm) crochet hook **or size needed to obtain gauge.****ABBREVIATIONS:** [www.yarnspirations.com/abbreviations](http://www.yarnspirations.com/abbreviations)

<b>Approx</b> = Approximately	<b>Rep</b> = Repeat	<b>Sp(s)</b> = Space(s)
<b>Ch</b> = Chain(s)	<b>Rnd(s)</b> = Round(s)	<b>St(s)</b> = Stitch(es)
<b>Dc</b> = Double crochet	<b>Sc</b> = Single crochet	
<b>Hdc</b> = Half double crochet	<b>Sl st</b> = Slip stitch	

**MEASUREMENT**

Motif = Approx 5" [12.5 cm] square.

**GAUGE**

13 sc and 14 rows = 4" [10 cm].

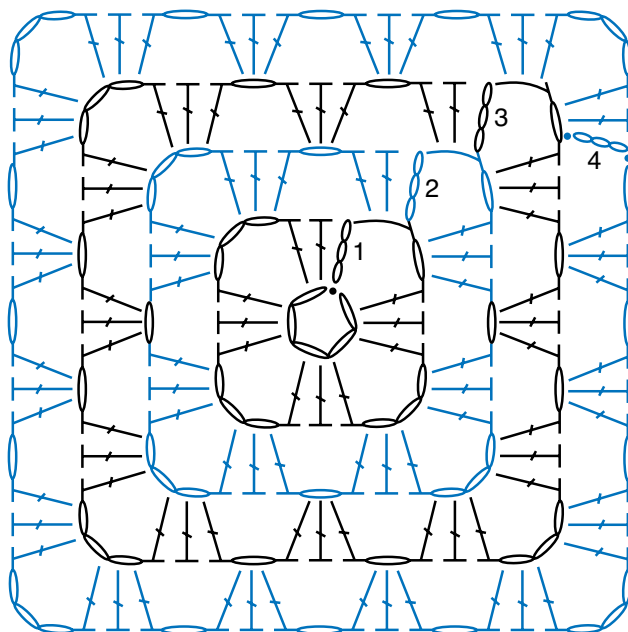
**INSTRUCTIONS****Motif** (make 20)

With A, ch 5. Join with sl st into first ch to form a ring.





**1st rnd:** Ch 3 (counts as dc). [2 dc. (Ch 3. 3 dc) 3 times. Ch 1] in ring. Join with 1 hdc to top of ch 3.**2nd rnd:** Ch 3 (counts as dc). 2 dc around post of last hdc made. Ch 1. Skip next 3 dc. \*(3 dc. Ch 3. 3 dc) in next ch-3 sp. Ch 1. Skip next 3 dc. Rep from \* twice more. 3 dc in next ch-1 sp. Ch 1. Join with 1 hdc to top of ch 3.**3rd rnd:** Ch 3 (counts as dc). 2 dc around post of last hdc made. \*Ch 1. Skip next 3 dc. 3 dc in next ch-1 sp. Ch 1. Skip next 3 dc.\*\* (3 dc. Ch 3. 3 dc) in next ch-3 sp. Rep from \* twice more, then rep from \* to \*\* once. 3 dc in next ch-1 sp. Ch 1. Join with 1 hdc to top of ch 3.**4th rnd:** Sl st back into ch 1 before last hdc of 3rd rnd. Ch 3 (counts as dc). (2 dc. Ch 3. 3 dc) in first corner. \*(Ch 1. Skip next 3 dc. 3 dc in next ch-1 sp) twice. Ch 1.\*\* (3 dc. Ch 3. 3 dc) in next ch-3 sp. Rep from \* twice more, then from \* to \*\* once. Join with sl st to top of ch 3. Fasten off.



CHART



KEY

-  = chain (ch)
-  = slip st (sl st)
-  = half double crochet (hdc)
-  = double crochet (dc)