



### MATERIALS

**Caron® Simply Soft®** (Solids: 6 oz/170.1 g, 315 yds/288 m; Heathers: 5 oz/141.7 g; 250 yds/228 m)

**Contrast A** Taupe (39783) or Dark Chocolate (39768) **2 balls**

**Contrast B** Off White (39702) or Bone (39703) **3 balls**

**Contrast C** Robin's Egg (39780) or Autumn Red (39730) **3 balls**

**Contrast D** Grey Heather (H9509) or Off White (39702) **2 balls**

Size U.S. H/8 (5 mm) crochet hook **or size needed to obtain gauge.**

**ABBREVIATIONS:** [www.yarnspirations.com/abbreviations](http://www.yarnspirations.com/abbreviations)

**Approx** = Approximately

**Beg** = Beginning

**Ch** = Chain(s)

**Cont** = Continue(ity)

**Dc** = Double crochet

**Pat** = Pattern

**Puff** = (Yoh and draw up a loop) 3 times in indicated stitch. Yoh and draw through all loops on hook. Ch 1 to close puff.

**Rep** = Repeat

**Sc** = Single crochet

**St(s)** = Stitch(es)

**Sp(s)** = Space(s)

**Yoh** = Yarn over hook



### MEASUREMENT

Approx 48" x 60" [122 x 152.5 cm].

### GAUGE

1 Chevron repeat = 6" [13 cm].

### INSTRUCTIONS

#### Stripe Pat

4 rows A, 4 rows B, 6 rows C, 2 rows D, 2 rows C, 6 rows B, 4 rows A, 2 rows D. These 30 rows form Stripe Pat.

#### BLANKET

**Note:** Ch 3 at beg of row counts as dc.

With A, ch 258 (multiple of 32) loosely, placing markers on every 25th ch for easier count. (See diagram on page 2).

**Set up row:** 1 dc in 4th ch from hook.

1 dc in each of next 12 ch. \*Skip next 4 ch. 1 dc in each of next 14 ch. Ch 3. 1 dc in each of next 14 ch. Rep from \* across to last 18 ch. Skip next 4 ch. 1 dc in each of last 14 ch. Turn.

**1st row:** Ch 3. 1 dc in first st. 2 dc in next st. (Skip next st. Ch 1. 1 dc in next st) 5 times. \*Skip next 4 sts. (1 dc in next st. Skip next st. Ch 1) 5 times. 2 dc in next

st.\*\* Skip next st. (2 dc. Ch 3. 2 dc) in next ch-3 sp. Skip next st. 2 dc in next st. (Skip next st. Ch 1. 1 dc in next st) 5 times. Rep from \* across, ending last rep at \*\*. 2 dc in turning ch. Turn.

**2nd row:** Ch 1. 2 sc in first st. 2 sc in next st. 1 sc in each of next 10 sts (ie. dc or ch-1 sp). \*Skip next 4 sts. 1 sc in each of next 10 sts. 2 sc in next st.\*\* Skip next st. (2 sc. Ch 3. 2 sc) in next ch-3 sp. Skip next st. 2 sc in next st. 1 sc in each of next 10 sts. Rep from \* across, ending last rep at \*\*. 2 sc in turning ch. Turn.

**3rd row:** Ch 3. 1 dc in first st. 2 dc in next st. 1 dc in each of next 10 sts. \*Skip next 4 sts. 1 dc in each of next 10 sts.\*\* 2 dc in next st. Skip next st. (2 dc. Ch 3. 2 dc) in next ch-3 sp. Skip next st. 2 dc in next st. 1 dc in each of next 10 sts. Rep from \* across, ending last rep at \*\*. 2 dc in each of last 2 sts. Join B. Turn.

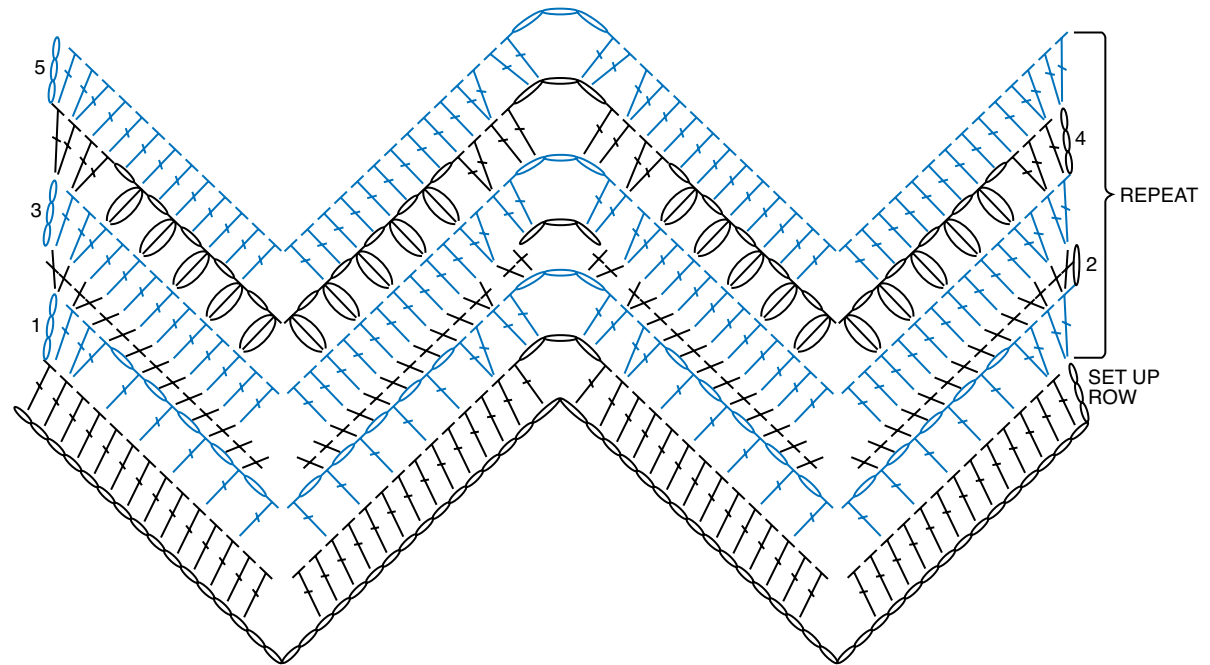
**4th row:** With B, ch 3. 1 dc in first st. 2 dc in next st. (Skip next st. Ch 1. Puff in next st) 5 times. \*Skip next 4 sts. (Puff in next st. Skip next st. Ch 1) 5 times. 2 dc in next st. Skip next st.\*\* (2 dc. Ch 3. 2 dc) in next ch-3 sp. Skip next st. 2 dc in next st. (Skip next st. Ch 1. Puff in next st) 5 times. Rep from \* across, ending last rep at \*\*. 2 dc in turning ch. Turn.



**5th row:** Ch 3. 1 dc in first st. 2 dc in next st. 1 dc in each of next 10 sts. \*Skip next 4 sts. 1 dc in each of next 10 sts.\*\* 2 dc in next st. Skip next st. (2 dc. Ch 3. 2 dc) in next ch-3 sp. Skip next st. 2 dc in next st. 1 dc in each of next 10 sts. Rep from \* across, ending last rep at \*\*. 2 dc in each of last 2 sts. Turn.





First 6 rows of Stripe Pat are now in position.

Keeping cont of Stripe Pat, rep 1st to 5th rows for Chevron Pat until Blanket from beg measures 60" [152.5 cm]. Fasten off.



REDUCED SAMPLE OF CHEVRON PATTERN

### STITCH KEY

-  = chain (ch)
-  = single crochet (sc)
-  = double crochet (dc)
-  = Puff