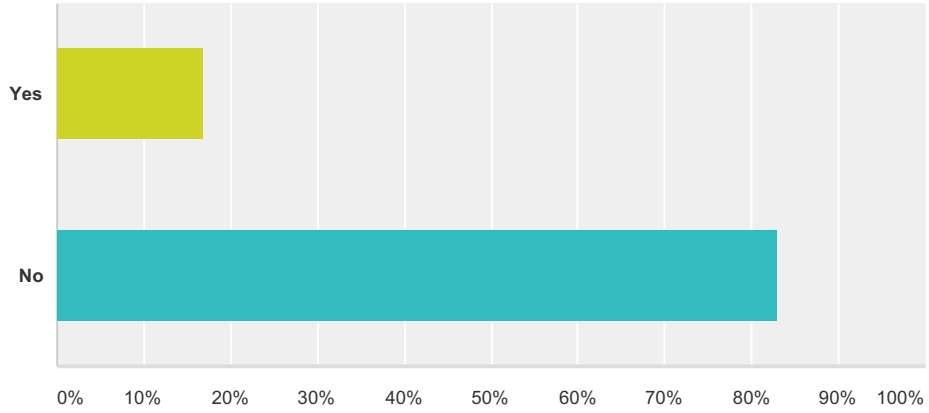


### Q54 Have you ever used a mobile app or web-based tool to track ASD-related information about your child (or dependent)?

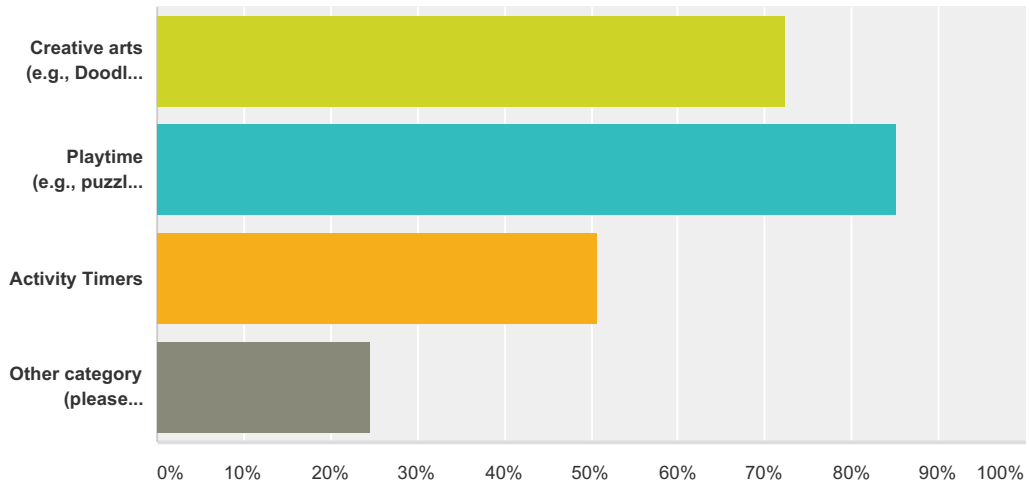
Answered: 830 Skipped: 1



Answer Choices	Responses	
Yes	16.87%	140
No	83.13%	690
<b>Total</b>		<b>830</b>

**Q55 Please indicate which types of mobile apps you have used below for recreation (for example, "Playing with Dolphins"; "Go Go Games"; "Hop 2 It")**

Answered: 134 Skipped: 697



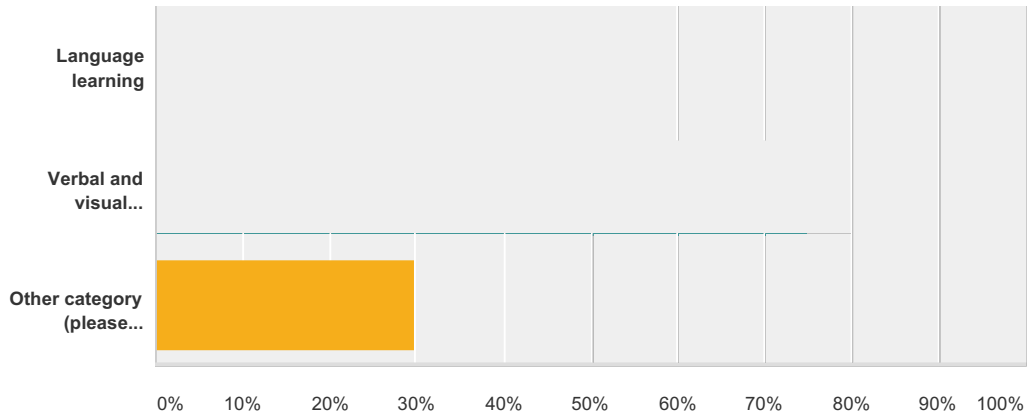
Answer Choices	Responses
Creative arts (e.g., Doodling / drawing, playing music)	72.39% 97
Playtime (e.g., puzzles, games)	85.07% 114
Activity Timers	50.75% 68
Other category (please specify)	24.63% 33
<b>Total Respondents: 134</b>	

**Q56 Please list the names of mobile apps  
for recreation that you have used here:**

Answered: 106 Skipped: 725

### Q57 Please indicate which types of mobile apps you have used below for social and communication skills (for example "Able AAC"; Skill Champ")

Answered: 112 Skipped: 719



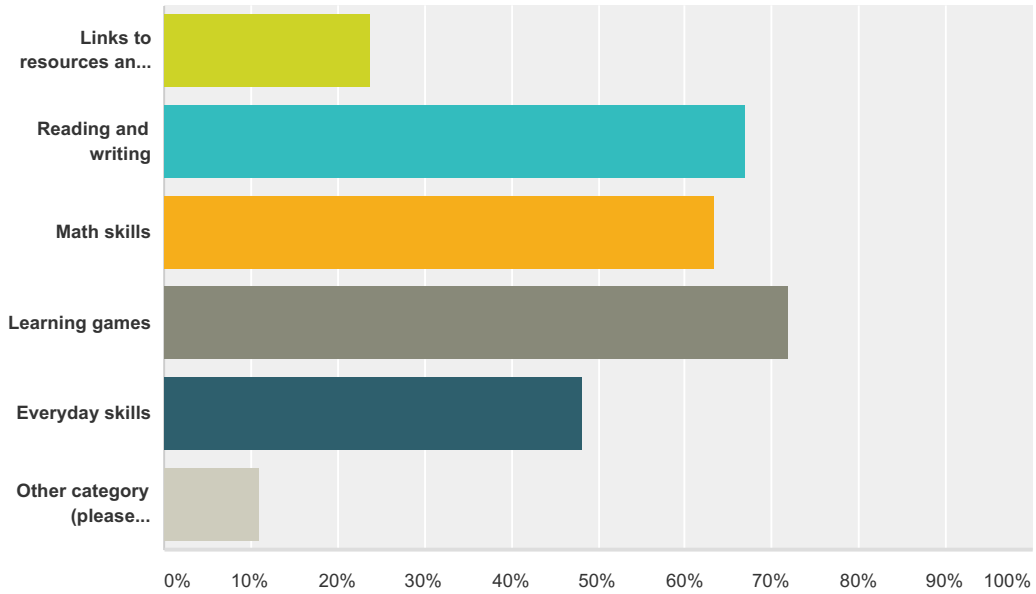
Answer Choices	Responses
Language learning	58.04% 65
Verbal and visual communication	75.00% 84
Other category (please specify)	29.46% 33
<b>Total Respondents: 112</b>	

**Q58 Please list the names of mobile apps for social and communication skills that you have used here:**

Answered: 90 Skipped: 741

**Q59 Please indicate which types of mobile apps you have used below for education (for example "My Backpack"; "Baby Learns Simple Objects"; "Autism Learning Games")**

Answered: 118 Skipped: 713



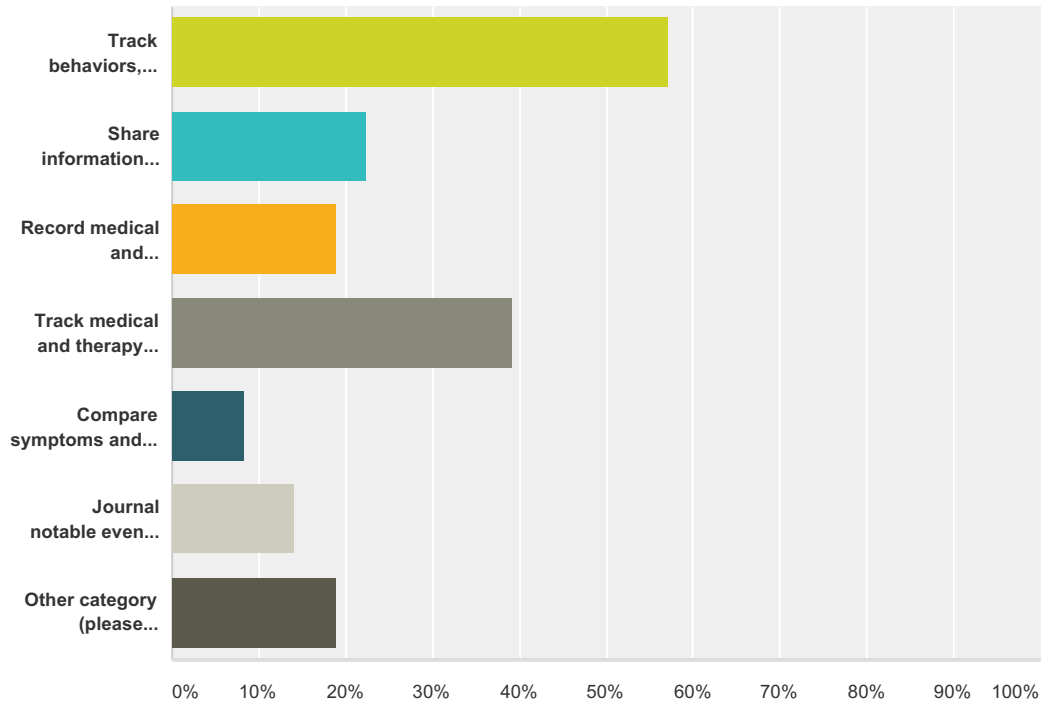
Answer Choices	Responses	Count
Links to resources and professionals	23.73%	28
Reading and writing	66.95%	79
Math skills	63.56%	75
Learning games	72.03%	85
Everyday skills	48.31%	57
Other category (please specify)	11.02%	13
<b>Total Respondents: 118</b>		

**Q60 Please list the names of mobile apps  
for education that you have used here:**

Answered: 88 Skipped: 743

## Q61 Please indicate which types of mobile apps you have used below for organizing and tracking (for example "Tantrum Tracker Lite"; "Autism Tracker Pro"; "Chore Pad")

Answered: 84 Skipped: 747



Answer Choices	Responses
Track behaviors, symptoms, response to interventions and treatments, and medication usage	57.14% 48
Share information bi-directionally with providers regarding behavior and symptoms	22.62% 19
Record medical and developmental history and consolidate records	19.05% 16
Track medical and therapy appointments	39.29% 33
Compare symptoms and behavior to other individuals with ASD that may exhibit similar patterns	8.33% 7
Journal notable events and chat with ASD families	14.29% 12
Other category (please specify)	19.05% 16
<b>Total Respondents: 84</b>	



**Q62 Please list the names of mobile apps for organizing and tracking that you have used here:**

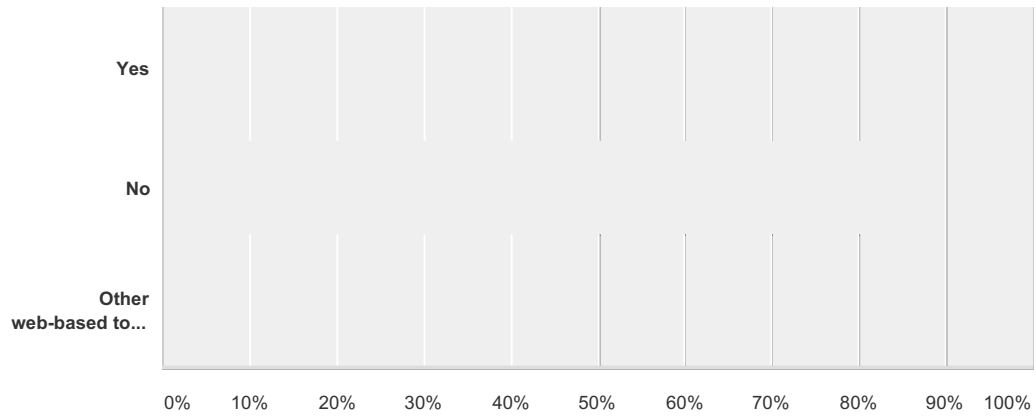
Answered: 76 Skipped: 755

**Q63 Please list the names of any other mobile apps that you have used here:**

Answered: 33 Skipped: 798

**Q64 Please indicate if you've used any web-based tools for social skills (for example "DT Trainer"; "Autism Collection"; "Autism Unlocked")**

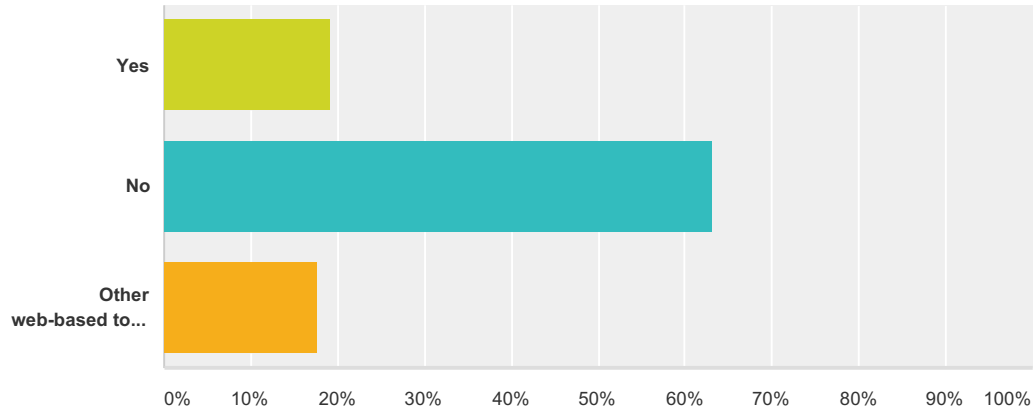
Answered: 135 Skipped: 696



Answer Choices	Responses
Yes	6.67% 9
No	85.19% 115
Other web-based tools not listed (please specify)	8.15% 11
<b>Total</b>	<b>135</b>

**Q65 Please indicate if you've used any web-based tools for education (for example "EducationCity"; "Rethink First")**

Answered: 136 Skipped: 695



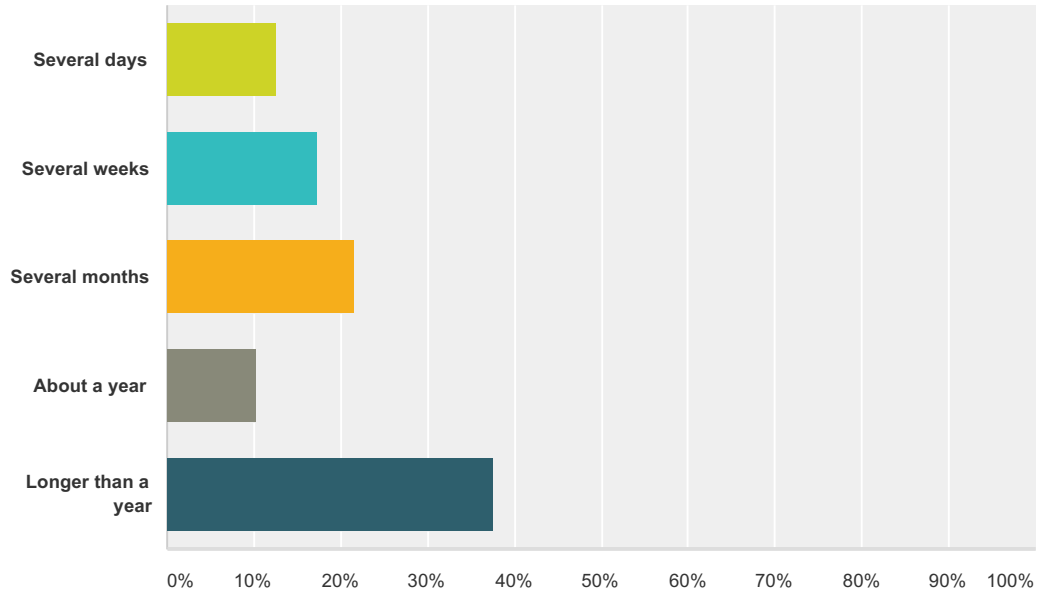
Answer Choices	Responses
Yes	19.12% 26
No	63.24% 86
Other web-based tools not listed (please specify)	17.65% 24
<b>Total</b>	<b>136</b>

**Q66 Please list the names of any other web-based tools that you have used here:**

Answered: 34 Skipped: 797

## Q67 What is the longest period of time you have actively used a mobile app or web-based tool?

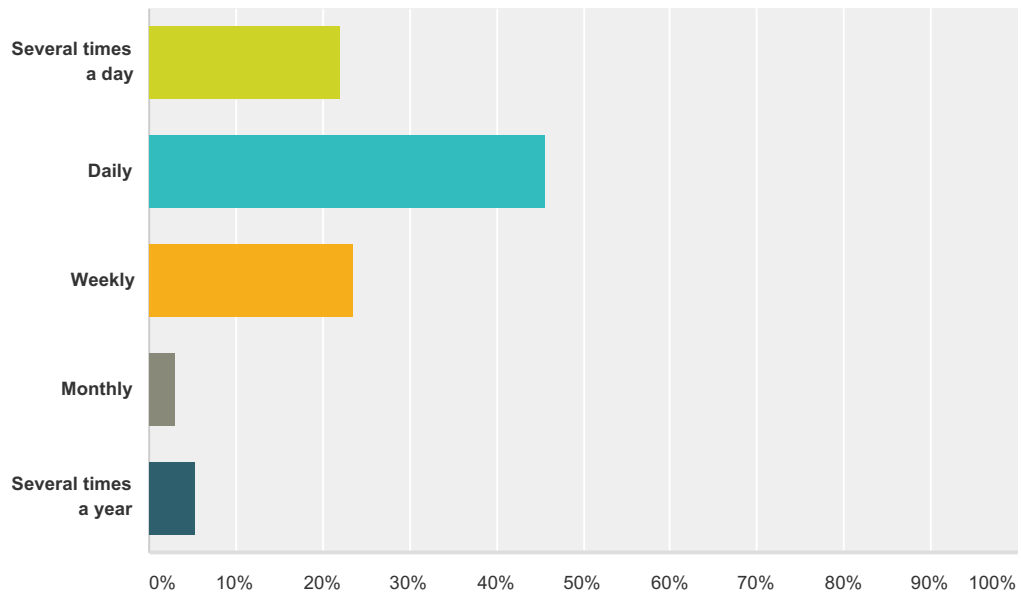
Answered: 133 Skipped: 698



Answer Choices	Responses
Several days	12.78% 17
Several weeks	17.29% 23
Several months	21.80% 29
About a year	10.53% 14
Longer than a year	37.59% 50
<b>Total</b>	<b>133</b>

## Q68 How often did you typically use mobile apps or web-based tools?

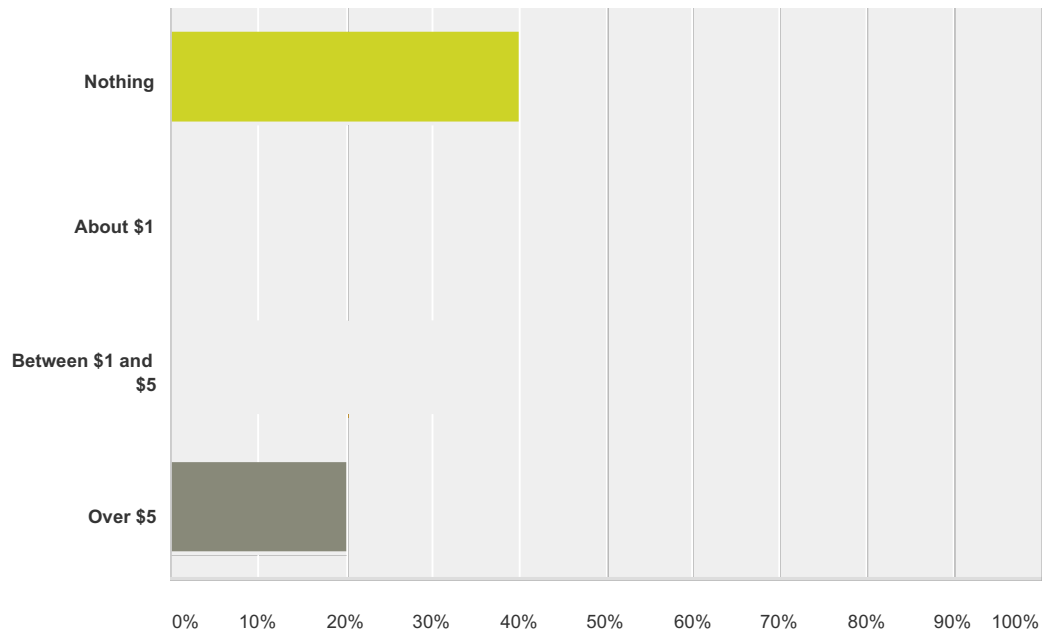
Answered: 131 Skipped: 700



Answer Choices	Responses	Count
Several times a day	22.14%	29
Daily	45.80%	60
Weekly	23.66%	31
Monthly	3.05%	4
Several times a year	5.34%	7
<b>Total</b>		<b>131</b>

## Q69 What have you typically paid for mobile apps or web-based tools?

Answered: 134 Skipped: 697

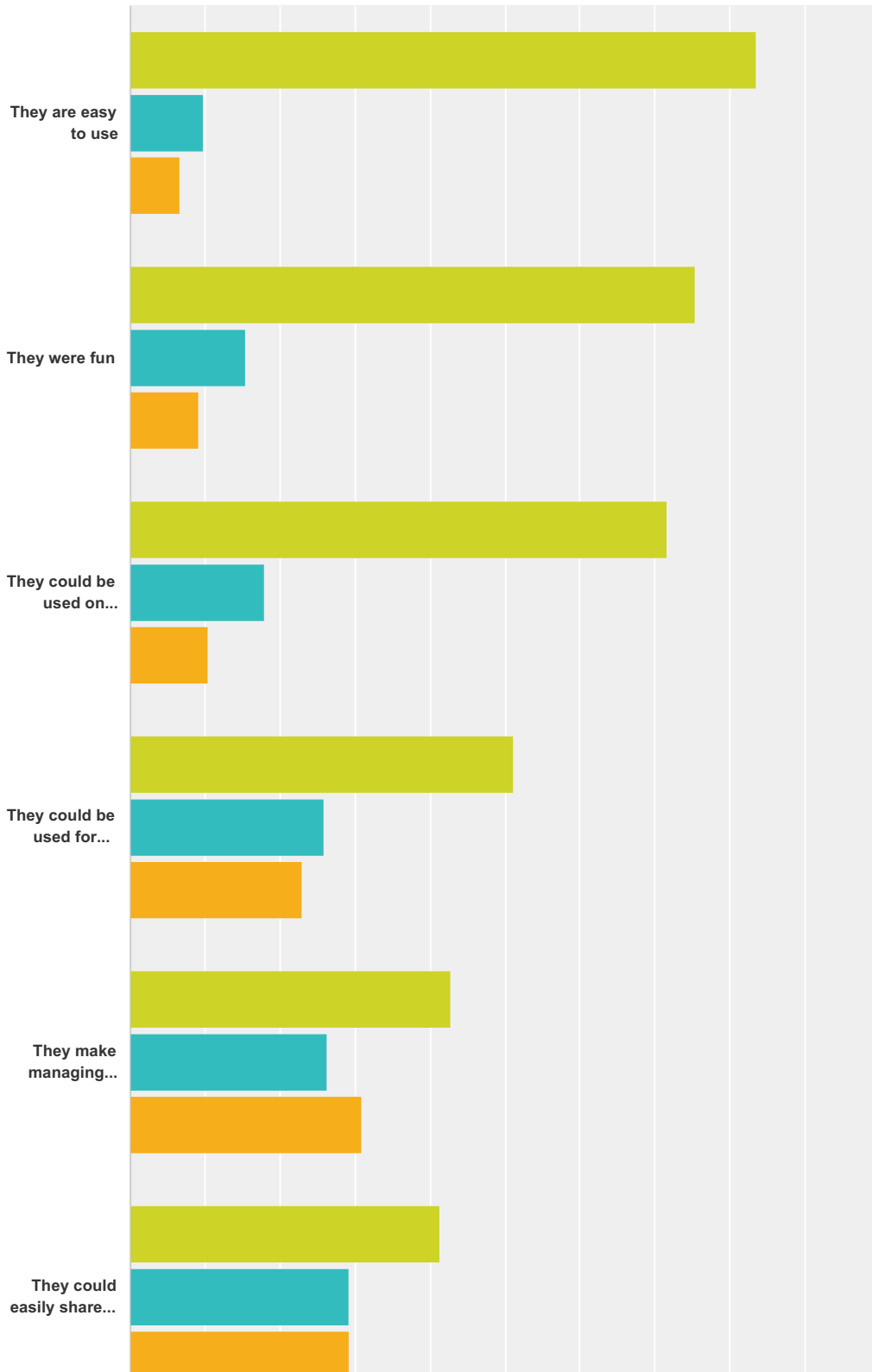


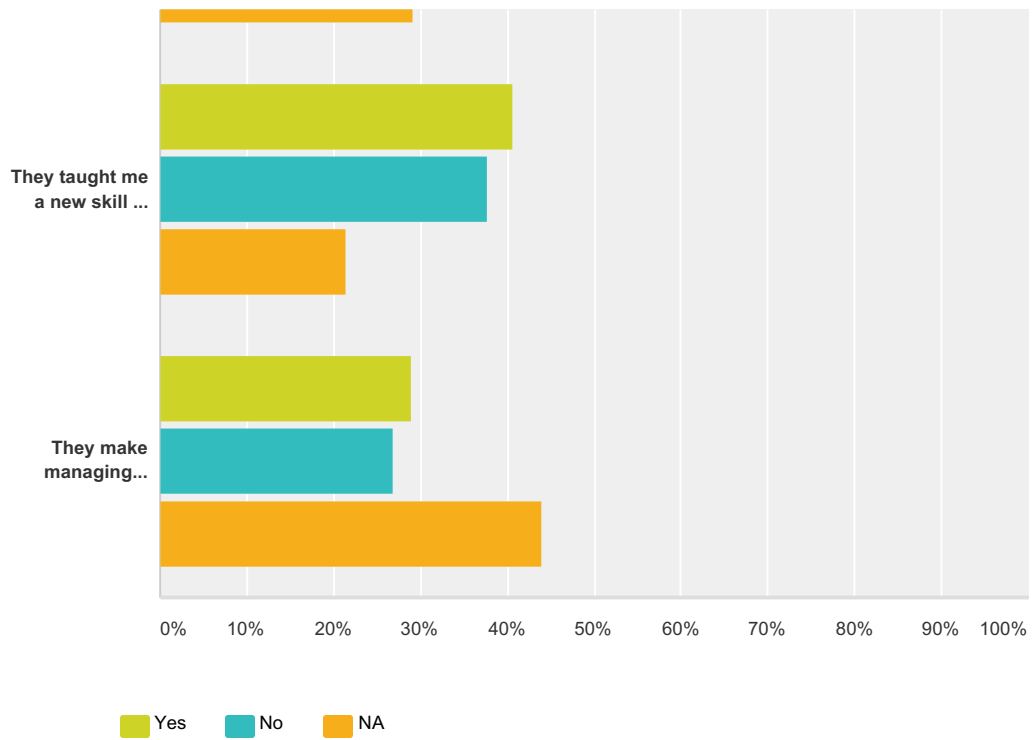
Answer Choices	Responses	Count
Nothing	40.30%	54
About \$1	5.97%	8
Between \$1 and \$5	32.84%	44
Over \$5	20.90%	28
<b>Total</b>		<b>134</b>



**Q70 Among the mobile apps and web-based tools you typically use, please indicate "yes", "no" or "Not applicable (NA)" to the following:**

Answered: 135 Skipped: 696

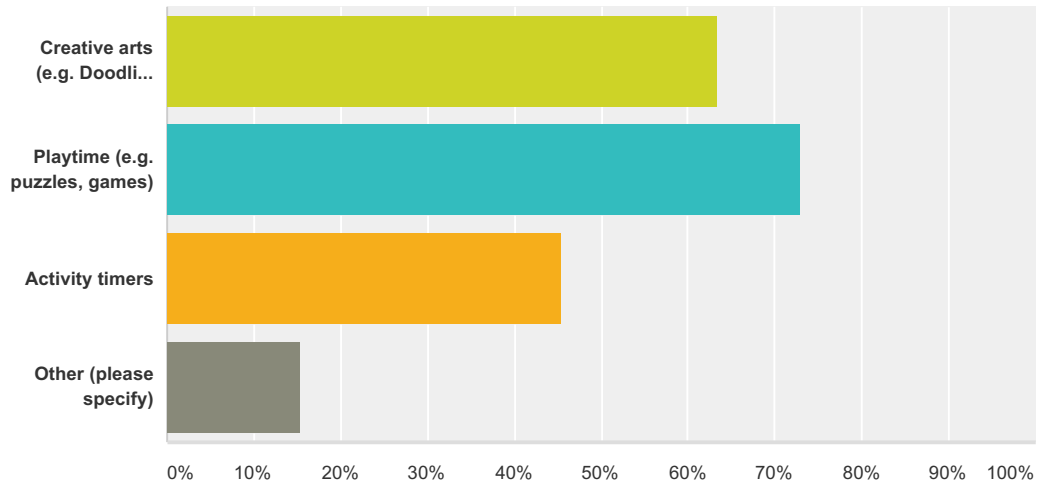




	Yes	No	NA	Total
They are easy to use	83.46% 111	9.77% 13	6.77% 9	133
They were fun	75.38% 98	15.38% 20	9.23% 12	130
They could be used on multiple devices (iPhone, computer)	71.64% 96	17.91% 24	10.45% 14	134
They could be used for multiple functions (e.g. tracking AND records)	51.15% 67	25.95% 34	22.90% 30	131
They make managing behavior easier	42.86% 57	26.32% 35	30.83% 41	133
They could easily share information with clinicians or school	41.35% 55	29.32% 39	29.32% 39	133
They taught me a new skill or behavior strategy	40.77% 53	37.69% 49	21.54% 28	130
They make managing treatment easier	29.10% 39	26.87% 36	44.03% 59	134

**Q71 Which of the following categories of a mobile app or web-based tool for recreation would be useful to you? Please select all that apply.**

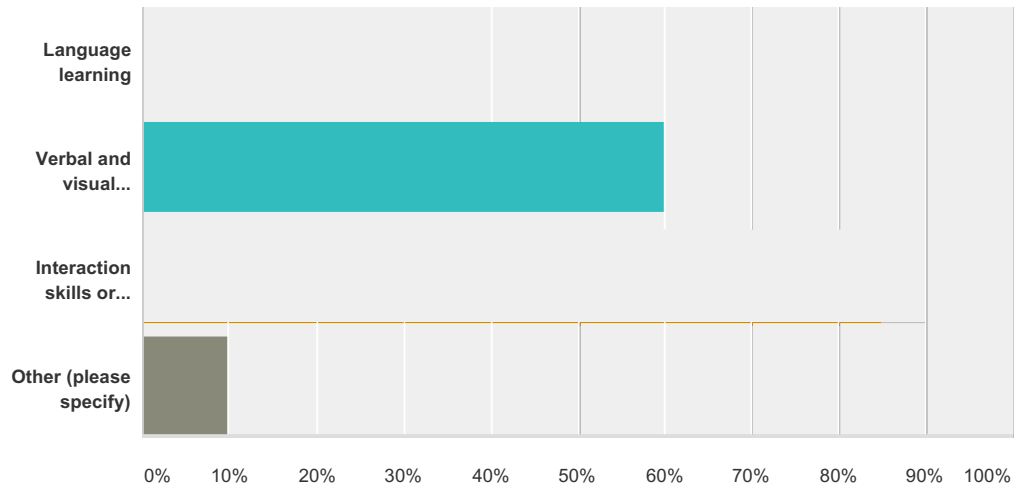
Answered: 808 Skipped: 23



Answer Choices	Responses
Creative arts (e.g. Doodling / drawing, playing music)	63.37% 512
Playtime (e.g. puzzles, games)	73.02% 590
Activity timers	45.42% 367
Other (please specify)	15.47% 125
<b>Total Respondents: 808</b>	

**Q72 Which of the following categories of a mobile app or web-based tool for social and communication skills would be useful to you? Please select all that apply.**

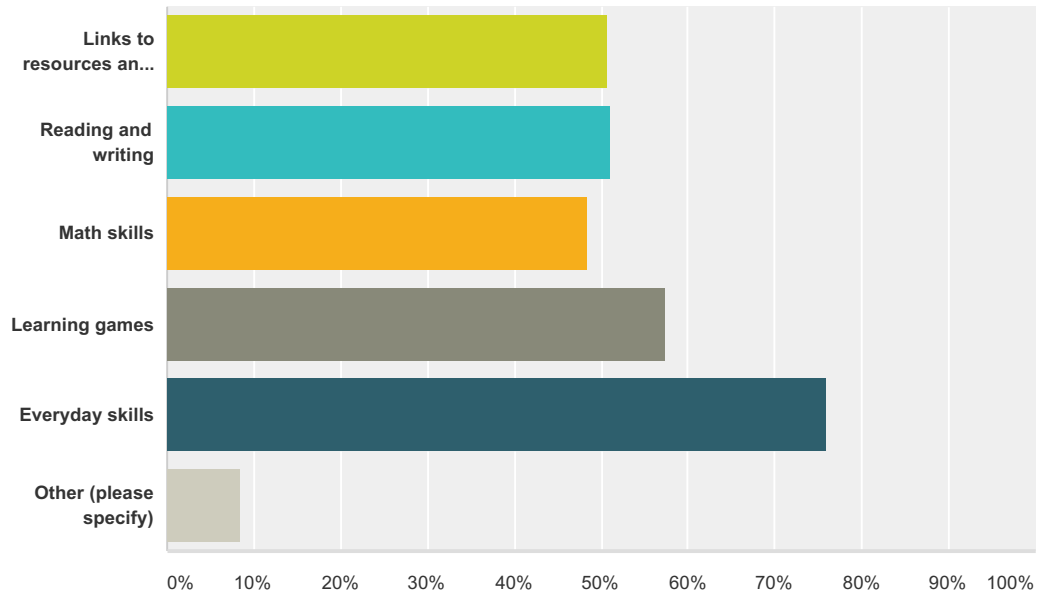
Answered: 814 Skipped: 17



Answer Choices	Responses	Count
Language learning	39.31%	320
Verbal and visual communication	60.32%	491
Interaction skills or strategies	85.01%	692
Other (please specify)	9.71%	79
<b>Total Respondents: 814</b>		

**Q73 Which of the following categories of a mobile app or web-based tool for education would be useful to you? Please select all that apply.**

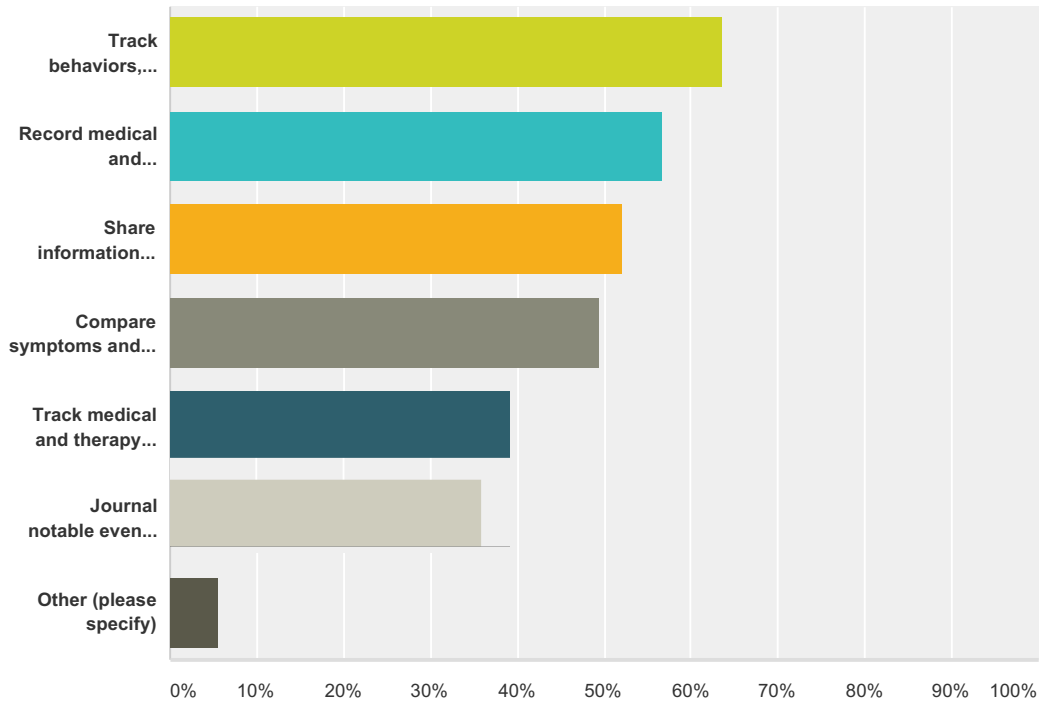
Answered: 823 Skipped: 8



Answer Choices	Responses	
Links to resources and professionals	50.67%	417
Reading and writing	51.15%	421
Math skills	48.48%	399
Learning games	57.35%	472
Everyday skills	76.06%	626
Other (please specify)	8.63%	71
<b>Total Respondents: 823</b>		

### Q74 Which of the following categories of a mobile app or web-based tool for organizing and tracking would be useful to you? Please select all that apply.

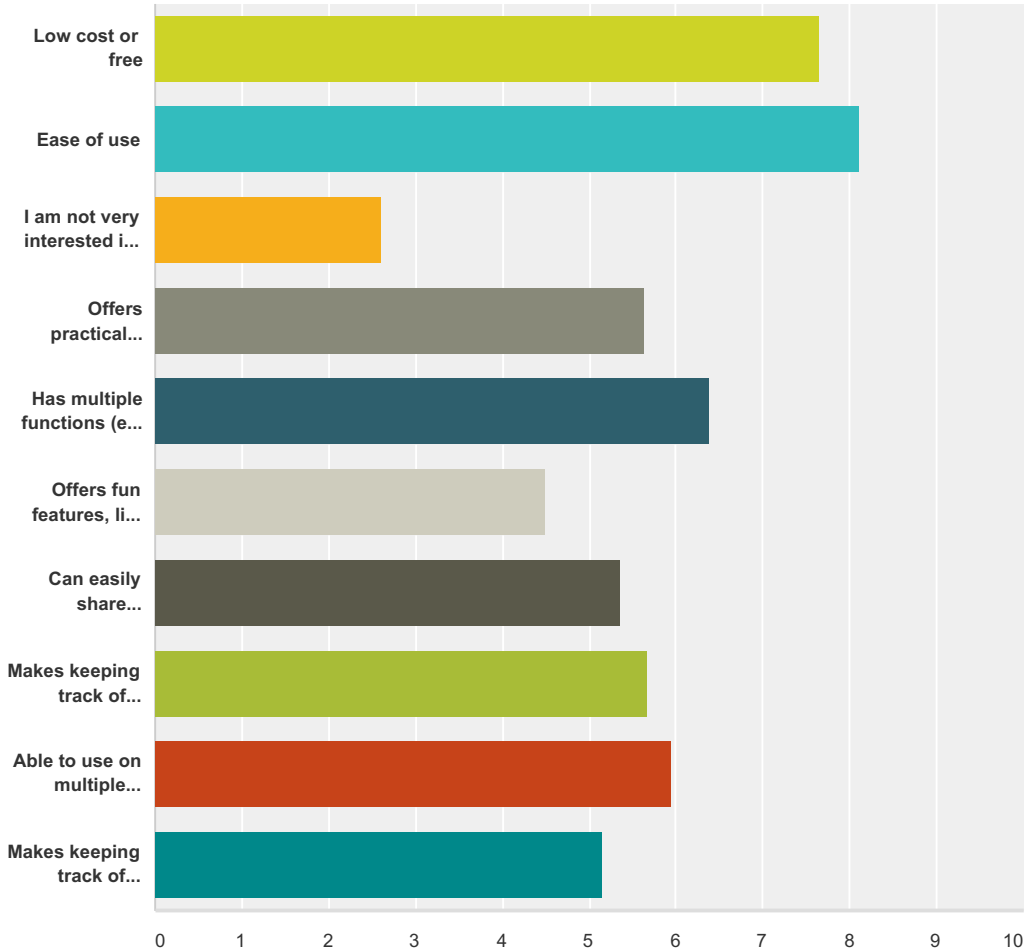
Answered: 800 Skipped: 31



Answer Choices	Responses	Count
Track behaviors, symptoms, response to interventions and treatments, and medication usage	63.75%	510
Record medical and developmental history and consolidate records	56.75%	454
Share information bi-directionally with providers regarding behavior and symptoms	52.25%	418
Compare symptoms and behavior to other individuals with ASD that may exhibit similar patterns	49.38%	395
Track medical and therapy appointments	39.25%	314
Journal notable events and chat with ASD families	36.00%	288
Other (please specify)	5.63%	45
<b>Total Respondents: 800</b>		

**Q75 If you could design an ASD-related mobile app or web-based tool for your personal use, what would be the most important features? Please rank 1 for most important and 10 for least important.**

Answered: 820 Skipped: 11



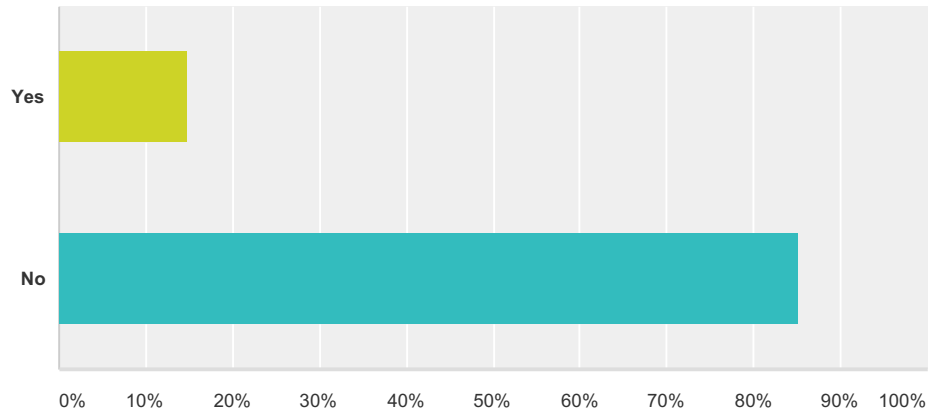
	1	2	3	4	5	6	7	8	9	10	Total	Score
Low cost or free	36.35% 245	17.66% 119	8.90% 60	7.72% 52	8.16% 55	5.19% 35	4.45% 30	4.45% 30	4.90% 33	2.23% 15	674	7.66
Ease of use	28.70% 196	32.80% 224	13.03% 89	6.44% 44	5.56% 38	4.39% 30	3.22% 22	2.34% 16	2.20% 15	1.32% 9	683	8.12
I am not very interested in an ASD mobile app at this time	10.96% 72	0.91% 6	1.83% 12	0.76% 5	3.20% 21	1.52% 10	2.74% 18	2.13% 14	1.83% 12	74.12% 487	657	2.60
Offers practical instruction, education or therapeutic suggestions for us	9.50% 68	8.38% 60	9.64% 69	10.34% 74	12.01% 86	12.01% 86	10.20% 73	16.90% 121	8.94% 64	2.09% 15	716	5.63

Has multiple functions (e.g. track behaviors and consolidate medical records, etc.)	<b>8.20%</b> 56	<b>10.25%</b> 70	<b>17.86%</b> 122	<b>17.42%</b> 119	<b>11.71%</b> 80	<b>10.98%</b> 75	<b>10.98%</b> 75	<b>6.30%</b> 43	<b>5.12%</b> 35	<b>1.17%</b> 8	683	6.39
Offers fun features, like games	<b>5.49%</b> 40	<b>4.53%</b> 33	<b>8.09%</b> 59	<b>8.23%</b> 60	<b>10.01%</b> 73	<b>6.86%</b> 50	<b>7.82%</b> 57	<b>14.27%</b> 104	<b>28.40%</b> 207	<b>6.31%</b> 46	729	4.50
Can easily share information with multiple providers (physicians, teachers etc.)	<b>5.19%</b> 36	<b>7.07%</b> 49	<b>8.66%</b> 60	<b>11.98%</b> 83	<b>13.71%</b> 95	<b>12.27%</b> 85	<b>16.59%</b> 115	<b>12.41%</b> 86	<b>9.24%</b> 64	<b>2.89%</b> 20	693	5.37
Makes keeping track of behaviors / symptoms of my child / dependent easier	<b>5.06%</b> 35	<b>7.37%</b> 51	<b>11.71%</b> 81	<b>11.99%</b> 83	<b>16.18%</b> 112	<b>16.04%</b> 111	<b>11.85%</b> 82	<b>10.55%</b> 73	<b>7.08%</b> 49	<b>2.17%</b> 15	692	5.67
Able to use on multiple devices	<b>4.57%</b> 31	<b>13.11%</b> 89	<b>18.56%</b> 126	<b>12.81%</b> 87	<b>10.16%</b> 69	<b>10.31%</b> 70	<b>7.22%</b> 49	<b>9.87%</b> 67	<b>10.31%</b> 70	<b>3.09%</b> 21	679	5.96
Makes keeping track of treatment of my child / dependent easier	<b>2.06%</b> 14	<b>5.60%</b> 38	<b>7.95%</b> 54	<b>12.37%</b> 84	<b>13.55%</b> 92	<b>15.17%</b> 103	<b>18.56%</b> 126	<b>13.55%</b> 92	<b>10.16%</b> 69	<b>1.03%</b> 7	679	5.15



### Q76 Do you currently use anything to track your child's / dependent's behaviors?

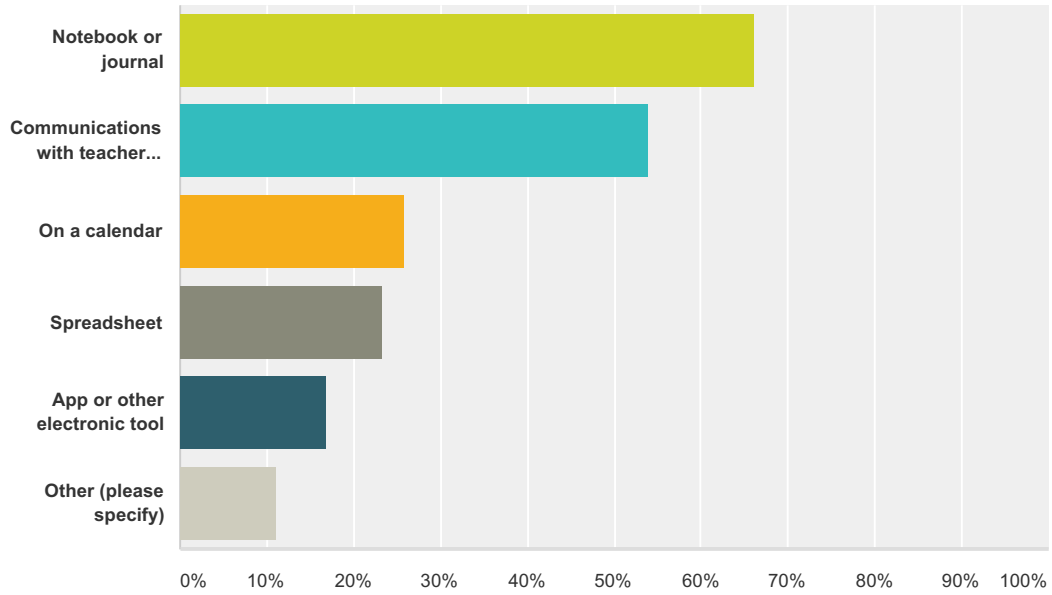
Answered: 831 Skipped: 0



Answer Choices	Responses	
Yes	14.92%	124
No	85.08%	707
<b>Total</b>		<b>831</b>

**Q77 Please indicate how you track your child's / dependent's behavior. Please select all that apply.**

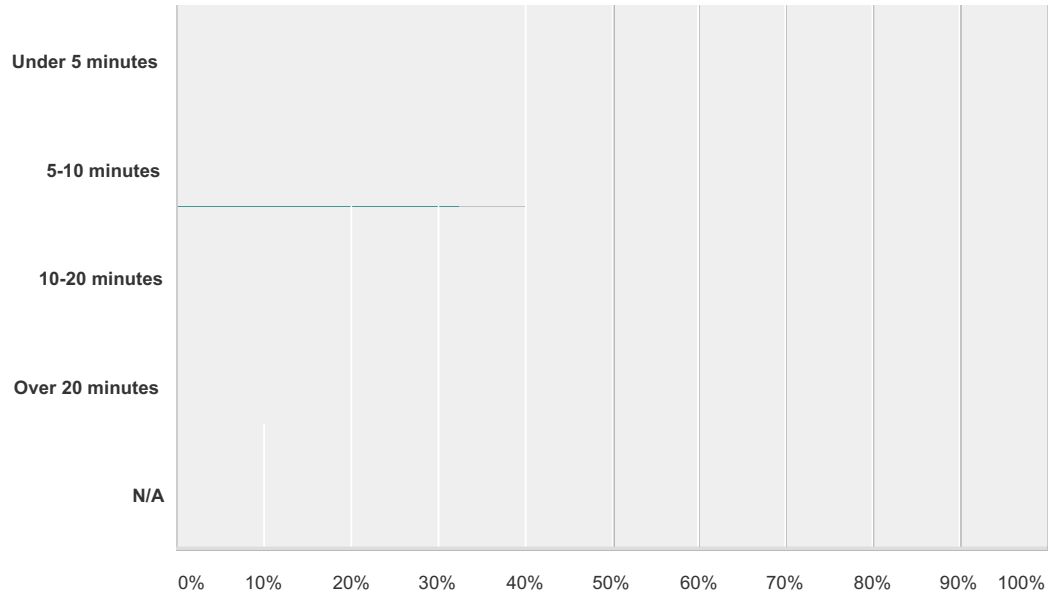
Answered: 124 Skipped: 707



Answer Choices	Responses	Count
Notebook or journal	66.13%	82
Communications with teacher / provider	54.03%	67
On a calendar	25.81%	32
Spreadsheet	23.39%	29
App or other electronic tool	16.94%	21
Other (please specify)	11.29%	14
<b>Total Respondents: 124</b>		

## Q78 How much time do you spend each day tracking and monitoring your child's / dependent's behavior and progress?

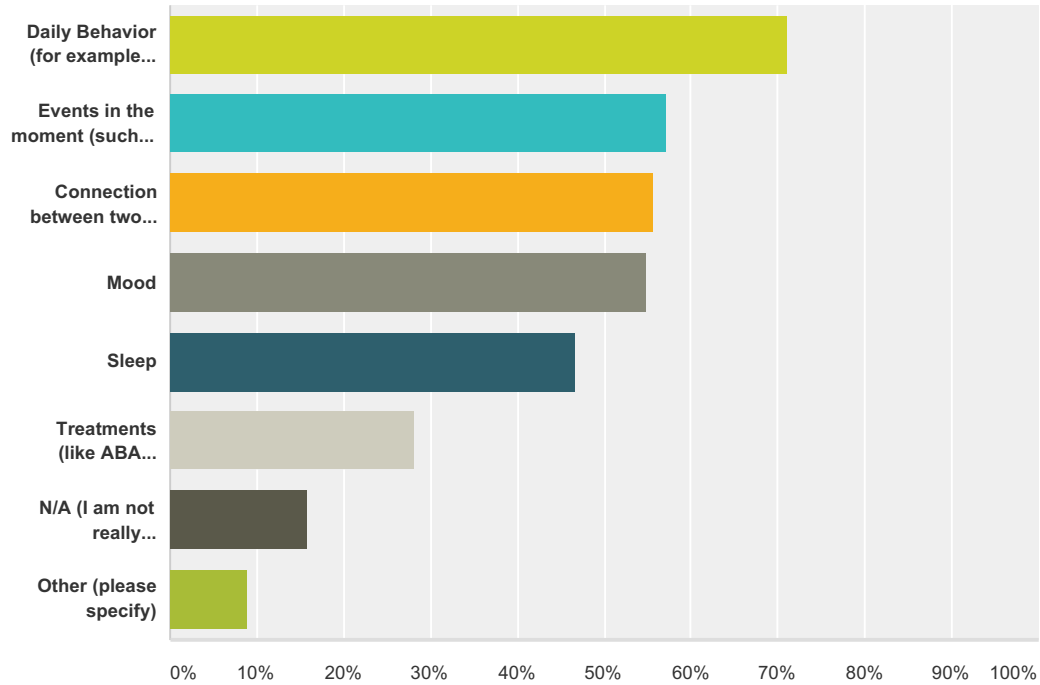
Answered: 123 Skipped: 708



Answer Choices	Responses	
Under 5 minutes	33.33%	41
5-10 minutes	32.52%	40
10-20 minutes	17.89%	22
Over 20 minutes	11.38%	14
N/A	4.88%	6
<b>Total</b>		<b>123</b>

## Q79 What types of things are you interested in tracking about your child / dependent? Please select all that apply.

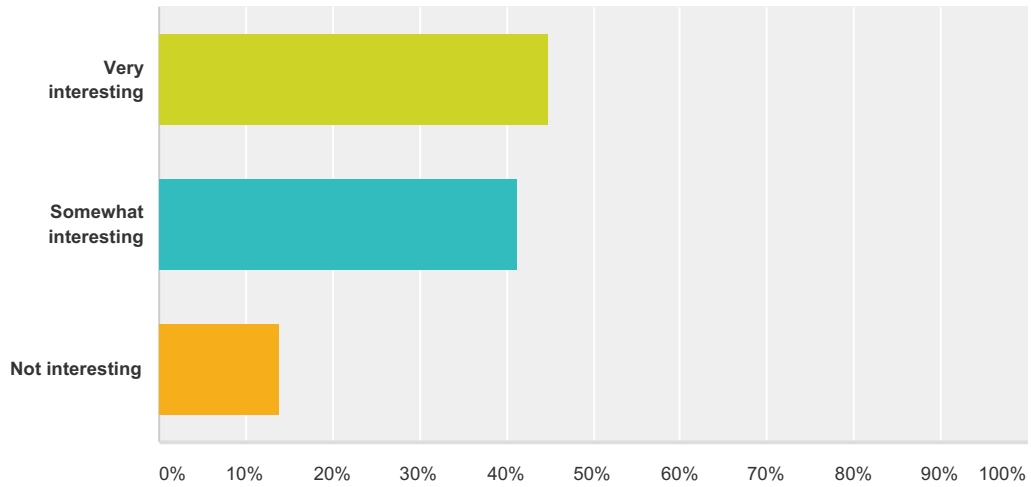
Answered: 831 Skipped: 0



Answer Choices	Responses	Count
Daily Behavior (for example, aggression or skills such as social approaches)	71.12%	591
Events in the moment (such as tantrums, escape attempts or positive skills)	57.28%	476
Connection between two things (like behavior and diet)	55.84%	464
Mood	54.99%	457
Sleep	46.81%	389
Treatments (like ABA therapy hours)	28.16%	234
N/A (I am not really interested in tracking, but might be interested in other things)	15.76%	131
Other (please specify)	9.03%	75
<b>Total Respondents: 831</b>		

**Q80 A daily tracker that asks you questions about your child's / dependent's sleep, mood and behaviors (personalized by you). See below.**

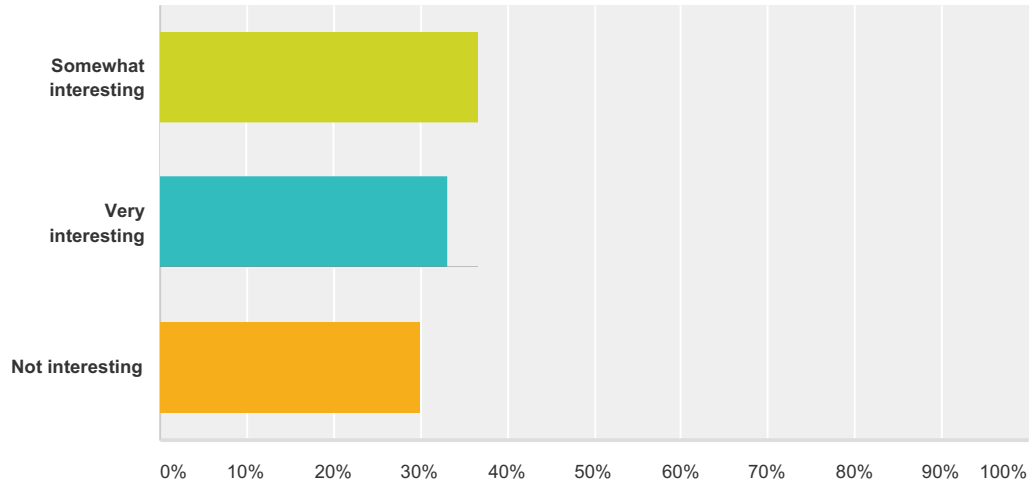
Answered: 828 Skipped: 3



Answer Choices	Responses
Very interesting	44.81% 371
Somewhat interesting	41.30% 342
Not interesting	13.89% 115
<b>Total</b>	<b>828</b>

**Q81 A tool that lets you input appointments, view them on a calendar and export to your own calendar. See below.**

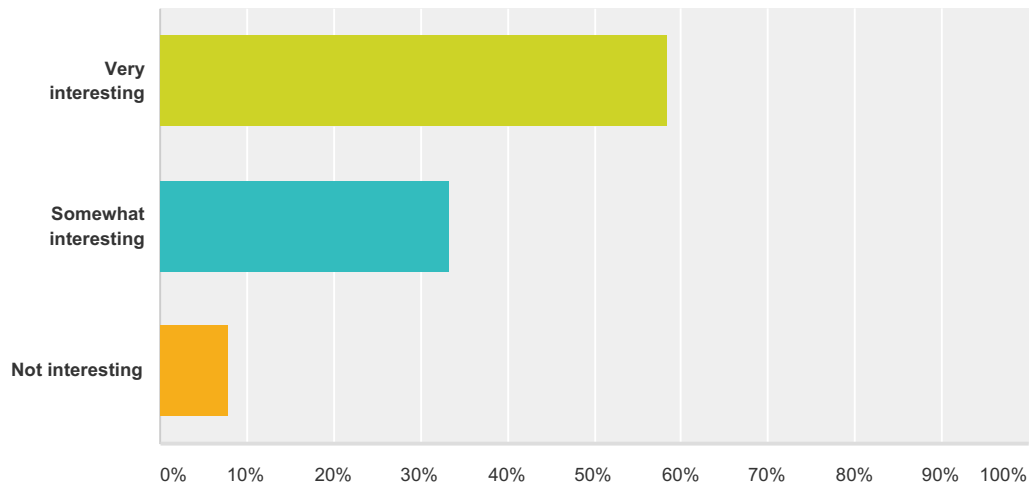
Answered: 827 Skipped: 4



Answer Choices	Responses
Somewhat interesting	36.76% 304
Very interesting	33.13% 274
Not interesting	30.11% 249
<b>Total</b>	<b>827</b>

**Q82 A chart that shows trends about your child's / dependent's behavior. See below.**

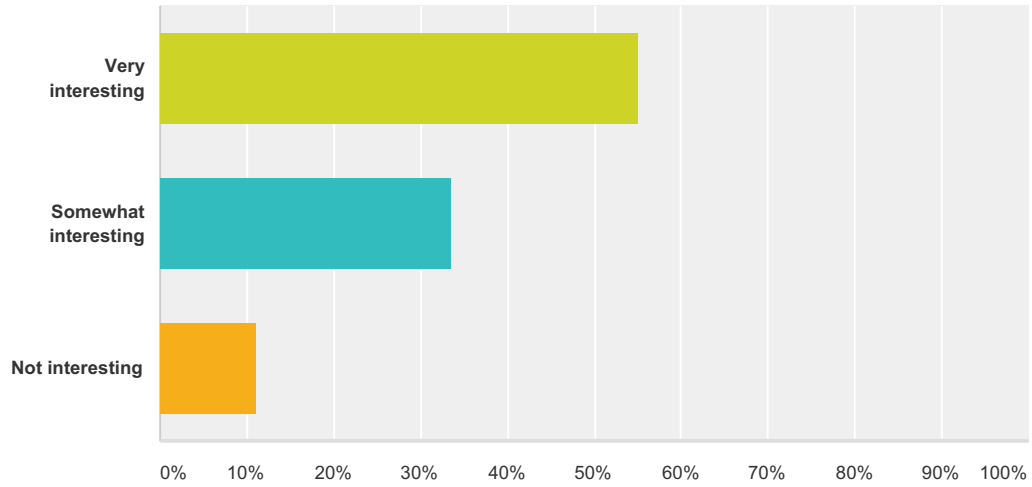
Answered: 827 Skipped: 4



Answer Choices	Responses
Very interesting	58.52% 484
Somewhat interesting	33.49% 277
Not interesting	7.98% 66
<b>Total</b>	<b>827</b>

**Q83 A tool that lets you quickly log important events as they happen (such as tantrums, escape attempts or demonstration of a target behavior). See below.**

Answered: 828 Skipped: 3

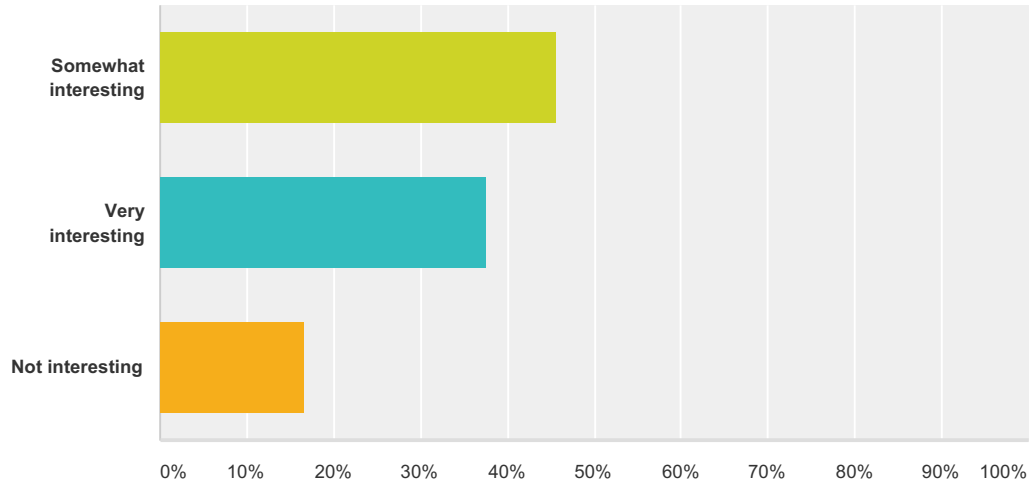


Answer Choices	Responses	Count
Very interesting	55.07%	456
Somewhat interesting	33.70%	279
Not interesting	11.23%	93
<b>Total</b>		<b>828</b>



**Q84 A journaling tool for reflecting on your child's / dependent's behaviors and taking notes. See below.**

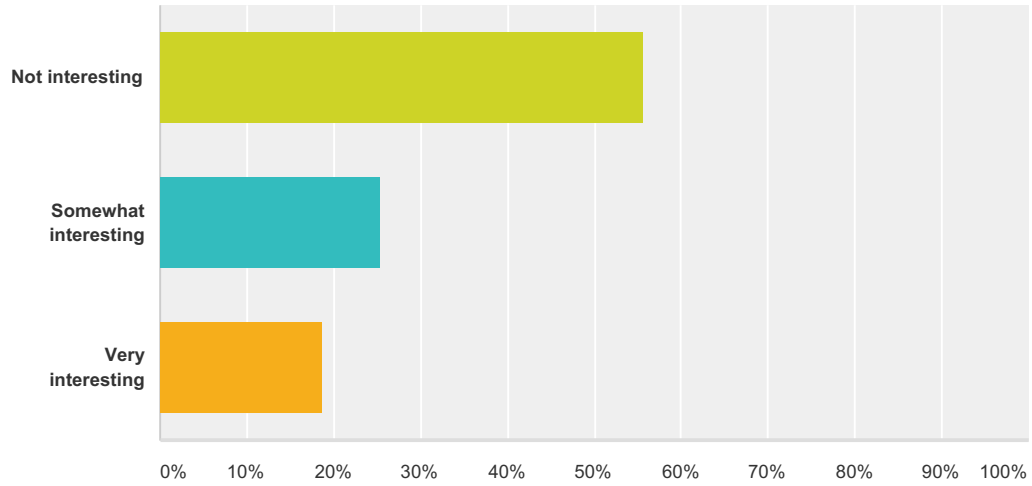
Answered: 829 Skipped: 2



Answer Choices	Responses
Somewhat interesting	45.72% 379
Very interesting	37.52% 311
Not interesting	16.77% 139
<b>Total</b>	<b>829</b>

**Q85 An easy way to share your child's / dependent's positive developments on social media. See below.**

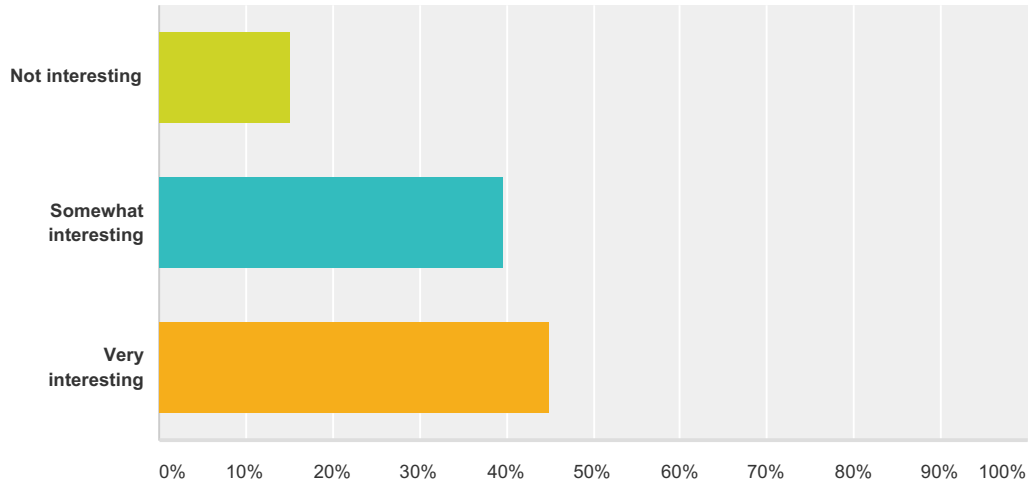
Answered: 826 Skipped: 5



Answer Choices	Responses
Not interesting	55.69% 460
Somewhat interesting	25.42% 210
Very interesting	18.89% 156
<b>Total</b>	<b>826</b>

**Q86 An easy way to send your child's / dependent's developments to teachers and providers. See below.**

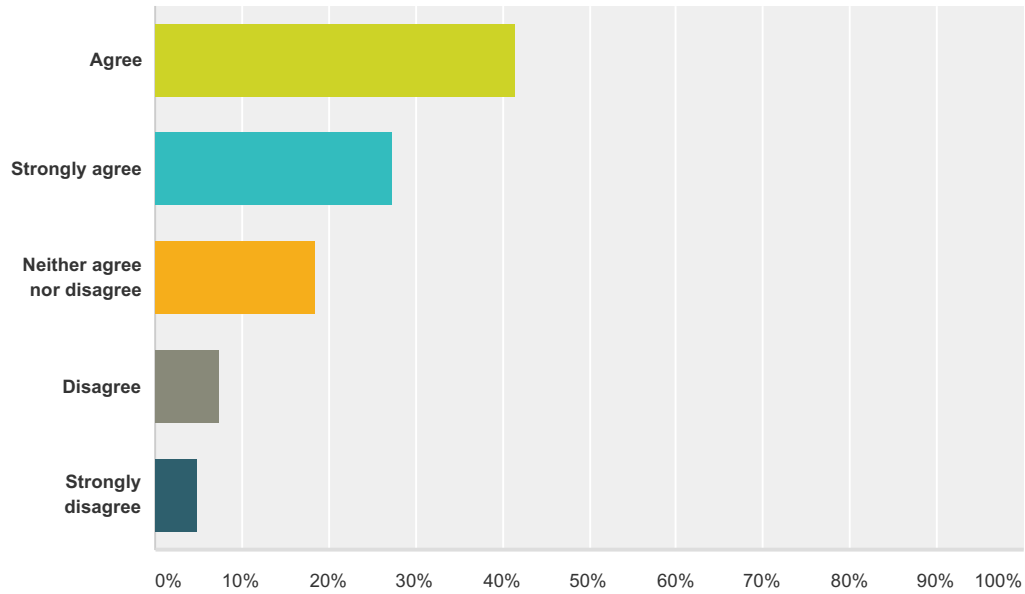
Answered: 831 Skipped: 0



Answer Choices	Responses
Not interesting	15.28% 127
Somewhat interesting	39.59% 329
Very interesting	45.13% 375
<b>Total</b>	<b>831</b>

**Q87 Please indicate the degree to which you agree with the following statement: I would spend several minutes a day entering data to see changes in my child's / dependent's behavior over time.**

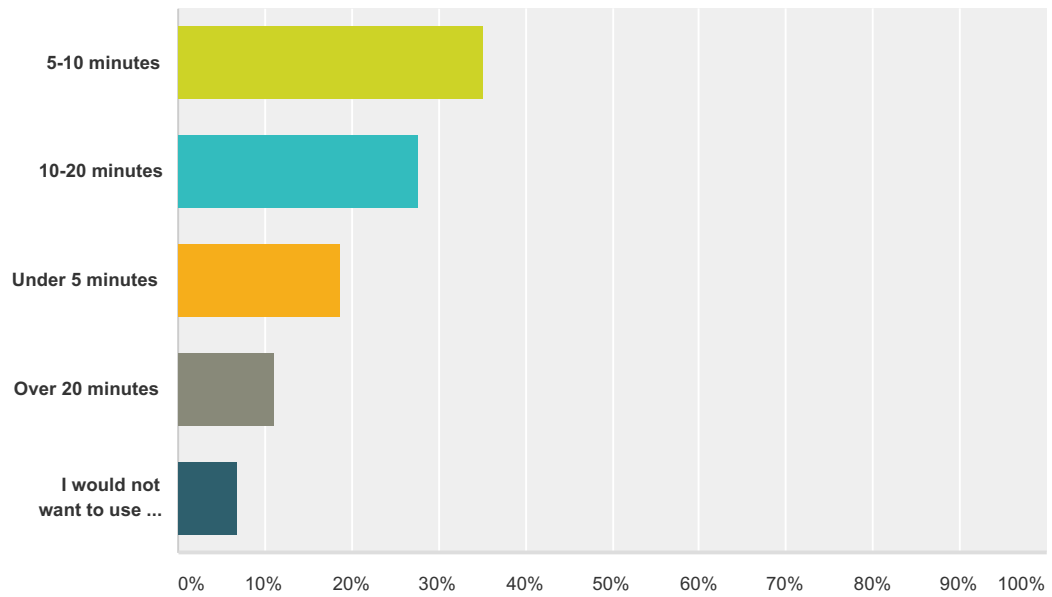
Answered: 829 Skipped: 2



Answer Choices	Responses	Count
Agree	41.50%	344
Strongly agree	27.38%	227
Neither agree nor disagree	18.58%	154
Disagree	7.60%	63
Strongly disagree	4.95%	41
<b>Total</b>		<b>829</b>

## Q88 How much time each day might you spend on an app with these features?

Answered: 829 Skipped: 2



Answer Choices	Responses	Count
5-10 minutes	35.34%	293
10-20 minutes	27.86%	231
Under 5 minutes	18.70%	155
Over 20 minutes	11.22%	93
I would not want to use an app like this.	6.88%	57
<b>Total</b>		<b>829</b>

