

USB12 Professional Recording Microphone

OVERVIEW

The USB12 is a miniaturized USB condenser microphone used to transmit or record voice and acoustic instruments directly into a computer. Known for its clarity, excellent transient response, SPL handling and ease of operation, the USB12 is designed to naturally capture and reproduce vocals and instruments with stunning detail.

The USB12 is characterized with a uniformly controlled cardioid polar pattern and provides excellent isolation and control at the sound source. With a smooth and accurate response over a frequency range of 50 Hz - 16 kHz, the USB12 sits on top of a stable desktop base and can be quickly and easily adjusted to any position.

The USB12 has a 16 bit sample resolution and supports 44.1k and 48k sample rates for both playback and recording. This high definition condenser microphone features a push-to-talk button with the option of "steady on" or "momentary on" as well as a headphone jack for real time monitoring and a bass roll-off filter to control unwanted low frequency signals.

The USB12 includes a 6' USB cable, matte black finish and field replaceable capsule. Also available in white (USB12W).

SUPPLIED ACCESSORIES

CBLUSB6 - 6' USB cable

WS20 - External windscreen

REPLACEMENT CAPSULES:

CPSADXC - Cardioid

CPSADXHC - Hypercardioid

CPSAD XO - Omni-directional



CBLUSB6



FEATURES

- Flexible gooseneck design
- Records directly into computer via USB port
- Studio quality sound
- "Plug and play"
- Mac and PC compatible
- 16 bit sample resolution
- Supports 44.1k and 48k sample rates
- 12 mm high resolution condenser capsule
- Push to Talk - "steady on" or "momentary on" bass roll-off filter
- Headphone jack for real time monitoring

APPLICATIONS

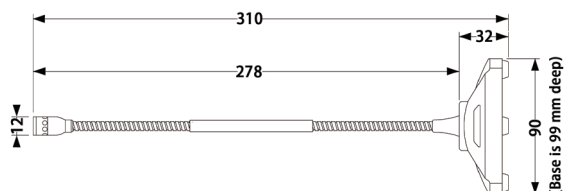
- Vocal recording
- Instrument recording
- Podcasting
- Live Chat / IP Communication
- Medical / Legal Reporting
- Conferencing
- Internet Telecommunication

USB12

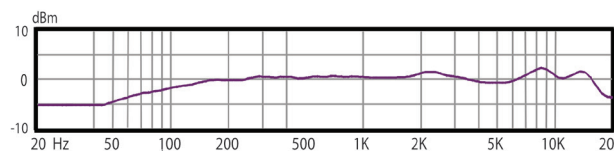
SPECIFICATIONS

Transducer Type	Pre-Polarized Condenser
Frequency Response	50 Hz - 16 kHz
Polar Pattern	Cardioid
Output Impedance	1000 ohms
Sensitivity	1.3 mV / Pa @ 1k
Signal to Noise Ratio	64 dB, 1k @ 1 Pa
Maximum SPL	115 dB
Dynamic Range	85 dB
Operating Voltage	5 V via USB connection
Switch Type	Membrane
On / Off Switch Function	Push To Talk (PTT) or Push To Lock (PTL)
Roll-off Filter	@ 150 Hz
Sampling Rate	16 bit, 44.1k / 48k for both playback and recording
Materials / Finish	Brass / Matte black / White (USB12W)
Weight	567 g / 20 oz
Length	310 mm / 12.2 in

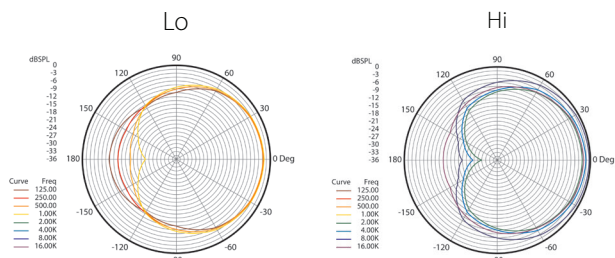
DIMENSIONS (mm)



FREQUENCY RESPONSE



POLAR PATTERNS



PRODUCT REGISTRATION: Please register your product online at www.audixusa.com/docs_12/about/product_registration.shtml.

SERVICE AND WARRANTY: This microphone is under warranty for a period of 3 years to be free of defects in material and workmanship. In the event of a product failure due to materials or workmanship, Audix will repair or replace said product at no charge with proof of purchase. Audix does not pay or reimburse shipping costs for warranty repairs or returns. The warranty excludes any causes other than manufacturing defects, such as normal wear, abuse, environmental damage, shipping damage or failure to use or maintain the product per the supplied instructions. No Implied Warranties: All implied warranties, including but not limited to implied warranties of merchantability and fitness for a particular purpose are hereby excluded. The liability of Audix, if any, for damages relating to allegedly defective products shall be limited to the actual price paid by Dealer for such products and shall in no event include incidental or consequential damages of any kind. Should your microphone fail in any way, please contact the Audix Service department at 503.682.6933. A Return Authorization is required before returning any product. OTHER THAN THIS WARRANTY, AUDIX MAKES NO WARRANTIES, EXPRESS OR IMPLIED, WITH RESPECT TO THE PRODUCTS, THE USE OF THE PRODUCTS, THE PERFORMANCE OF THE PRODUCTS. AUDIX SHALL NOT BE LIABLE FOR SPECIAL INCIDENTAL, CONSEQUENTIAL, INDIRECT OR SIMILAR DAMAGES ARISING FROM OR BASED ON THE SALE, USE, STORAGE OR DISPOSAL OF THE PRODUCTS, AUDIX'S SERVICE WORK, BREACH OF WARRANTY, BREACH OF CONTRACT. NEGLIGENCE, OR ANY OTHER THEORY OF LIABILITY, EVEN IF AUDIX HAS BEEN ADVISED OF THE POSSIBILITY OF SUCH DAMAGES.

ARCHITECT AND ENGINEER SPECIFICATIONS

The microphone shall be of the pre-polarized condenser type with a modular threaded capsule available in a cardioid pattern. The microphone shall operate on 5 V via USB connection and the nominal output impedance shall be equal to 1000 Ohms at 1 kHz. The microphone shall have a sensitivity of 1.3 mV / Pa. The microphone shall have a maximum SPL level of 115 dB and the microphone shall have a base with a membrane on-off switch with built in options of push to talk, push to lock, and bass roll off filter. The microphone shall consist of brass parts, aluminum tubing, and coiled steel gooseneck. The dimensions of the microphone shall be 310 mm in length, 12 mm in diameter at the microphone grill and 90 mm in width at the base by 99 mm in depth. The microphone shall be the Audix USB12.

OPERATION AND MAINTENANCE

The USB12 is a miniaturized condenser microphone designed to work with a USB port on any computer. The computer must be equipped with USB 2.0 or higher.

Plugging in the microphone: With the supplied cable, plug one end of the cable into the microphone and the other into the USB port on your computer. You will get a message to the effect of "Found New Hardware" and the drivers will load as "C-Media USB Headphone Set."

Depending on the type of computer you have and software, you will want to change the default setting of your audio microphone to the USB12 (C-Media). (For more details please visit our website www.audixusa.com).

Headphone input: By using the headphone input, you can monitor yourself in real time (without latency). You also have the option to use the headphone input or powered speakers.

Changing Capsules: The capsule on the USB12 is threaded and interchangeable with two other capsules - omni directional and hypercardioid. Capsules may be ordered separately from any authorized Audix dealer.

Switches on underside of the base:

Push to Lock: This means that when you push the membrane switch on the front of the mic, it will turn the mic on and off in a normal fashion.

Push to Talk: This means that the mic is ONLY on when you push and hold the membrane switch. This feature (known as a "cough" switch) is handy to have, for example, in a phone conversation where you would like to control what the person on the other end of the line is hearing. Or if you are conducting or recording an interview, and you want to have a quick way to monitor and edit undesirable sounds or comments.

Bass roll-off: This switch allows you to limit or eliminate low unwanted frequencies (such as air conditioning or electronic hum).

USER TIPS

Speaking distance and angle of microphone: The two flexible portions of the microphone will enable you to position the microphone to any number of angles. For the optimum sound quality, do not speak or play directly into the microphone at a close distance, but rather at a distance of 4 - 6 inches away.

Windscreen: The supplied windscreen should be used to help minimize pop noise and breath noise. If breath or pop noise appears to be excessive, either move further away from the microphone or try speaking over the top of the microphone rather than directly into it.

Further miking techniques may be found at www.audixusa.com.