



# How-To Guide:

## City of Somerville Food Waste Collection Pilot Program

This guide will help your household plan for weekly curbside food waste collection.



LEARN MORE AT  
**[somervillecomposts.com](https://www.somervillecomposts.com)**



If you need assistance translating or understanding this information, please call 311 (617-666-3311) or contact us at [languageaccess@somervillema.gov](mailto:languageaccess@somervillema.gov). The City of Somerville can provide you with an interpreter for free.



Persons with disabilities who need ADA accommodations to access this program, please contact 311 (617-666-3311) in advance.




## Accepted Items

All food scraps including raw, spoiled, frozen, cooked, baked, and fried foods



**Fruit and vegetables**



**Meat and seafood**



**Egg shells, eggs, and egg cartons**



**Nuts and coconut shells**



**Cookies, candies, and cakes**



**Dairy**



**Grains, pasta, and bread**



**Coffee grounds**



**Napkins, paper towels, compostable tableware, and brown paper bags (for lining bins)**



**Teabags and coffee filters**



**Cut flowers and houseplants**  
Thinner than a pencil



**Cooking oil**  
Place in closed jar beside curbside bin



## Not Accepted

Contaminated bins will not be collected



Plastic including  
cups, containers,  
bags



Cartons



Take out  
containers



Produce  
stickers



Grass  
clippings



Christmas  
trees




Used diapers,  
including  
compostable  
diapers



Mail or  
shiny  
paper



Waxed or  
plastic  
cardboard



Textiles



Shredded  
paper



Pet waste



Packing peanuts



Rubber bands,  
twist ties, staples

# How to Use this Service



**1. Collect food scraps.**  
Use the kitchen container provided with kit or a container with a lid.



**2. Line container or bin.**  
Line curbside bin with paper bags or certified compostable liners.

Or, line kitchen container and place bags into the curbside bin.



**Do not use plastic bags to line bins.**

**somervillecomposts.com**  
**(617) 977-4547**

# How to Use this Service



## **3. Empty Daily.**

Empty kitchen container into curbside bin daily.

Latch bin to contain odors, and help keep out rain and pests.



## **4. Place bin on the curb each week with trash and recycling.**

The bin does not need to be full to be collected.

Weekly collection is on your regular trash day. To view your collection day, visit

[somervillema.gov/foodwaste](http://somervillema.gov/foodwaste) or call 617-666-3311.

**somervillecomposts.com**  
**(617) 977-4547**

# How to Use this Service



## **5. Latch securely.**

Avoid overfilling so bin lid can be latched. This will help prevent rainwater and pests from entering the bin.



## **6. Rinse bin as needed.**

Rinse or wipe clean as needed to help avoid odors and pests.

Liners help keep the bin clean and ensure the bin will be fully emptied.

When food waste and trash are combined in an unsecured bin, it can create a food source for rodents.

By separating food waste from trash and placing the food waste in a securely-latched bin, we limit rodents' access to food. Thank you for helping to reduce the rodent population!

**somervillecomposts.com**  
**(617) 977-4547**

# Your Starter Kit

**As part of the Food Waste Collection starter kit, you received:**

- 1 kitchen container
- 1 curbside bin
- 1 roll of compostable liners
- Instructional materials

**You are responsible for:**

- Maintenance and care of your kitchen container
- Using acceptable bin liners (must be compostable liners or brown paper bags)







## Customer Service

With any questions or service requests, please contact Garbage to Garden's support team at (617) 977-4547 Monday through Friday between 8:30 a.m. and 4 p.m., or email [info@garbagetogarden.org](mailto:info@garbagetogarden.org)



**somervillecomposts.com**  
**(617) 977-4547**

## Why compost?

-  Reduce trash
-  Reduce odors from trash
-  Secure food scraps from rodents
-  Turn food scraps into soil
-  Reduce climate pollution from food waste
-  Support local programming

## Compost Life Cycle

Your food scraps will be brought to local farms and composting sites where they will be processed into nutrient-rich finished compost!

