



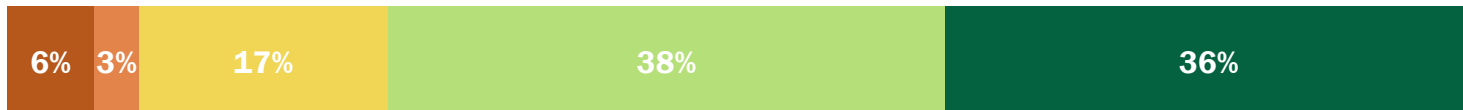
# Somerville Participatory Budgeting

## Voter Demographics

**3,890** constituents voted; **77%** responded to the exit survey.

74% of voters were Satisfied or Very Satisfied with Participatory Budgeting.

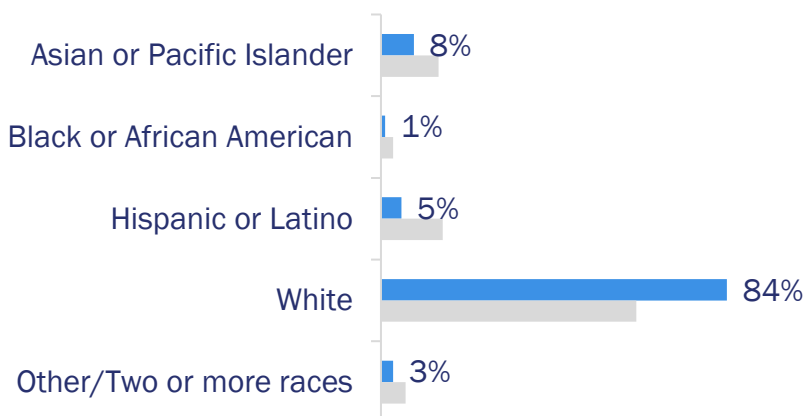
Very Unsatisfied   Unsatisfied   Neutral   Satisfied   Very Satisfied



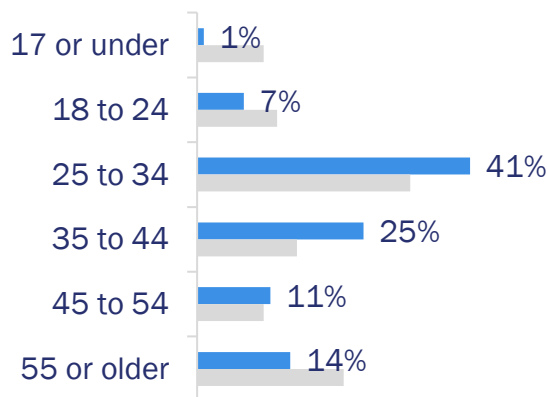
■ Voters   ■ Census

*Respondents who did not provide demographics are excluded from charts.*

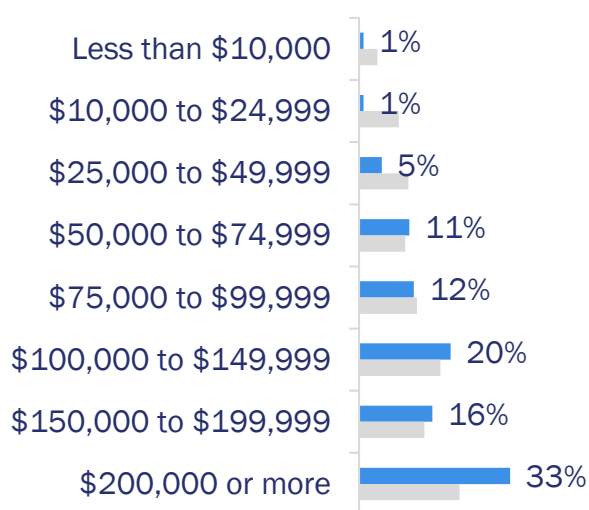
### Voters by Race/Ethnicity



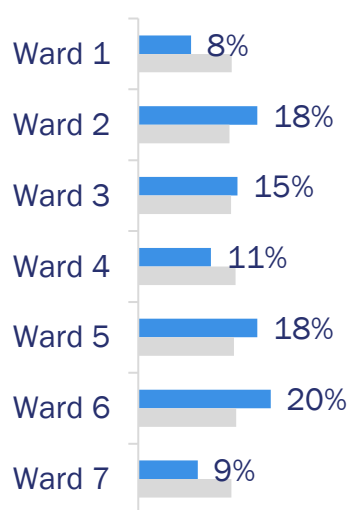
### Voters by Age



### Voters by Household Income



### Voters by Ward



White people, 25- to 44-year-olds, and high-income households were overrepresented compared to the population. We heard from the most residents in Ward 6 and the fewest residents in Ward 1.



[somerstat]