



SPS Enrollment Update as of September 19, 2025

Enrollment Director: Simone Braga

SFLC Enrollment Office: Meet the Team

Director: Simone Braga

- 26 years with SPS, Somerville resident, granddaughter in SPS
- Speaks Portuguese and Spanish

Enrollment Systems & Data Quality Assurance Coordinator: Nancy Holmes

- 29 Years with SPS, Somerville resident, 4 SPS graduates, grandson now in SPS

Enrollment Specialists:

Herenia Hernandez

- 30 Years with SPS, 2 SPS graduates, speaks Spanish

Marjorie Alexander

- 30 Years with SPS, speaks Haitian Creole

Fernanda Alves

- 4 years with SPS, Speaks Portuguese

Secretary: Colleen Flynn

- 11 years with SPS, 2 SPS graduates



An architectural rendering of a modern, multi-story university building. The building features a mix of materials, including wood slats and large glass windows. A prominent white column supports a large overhang on the right side. The foreground shows a paved plaza with people walking, some on bicycles, and a small tree on the left. The entire image is overlaid with a semi-transparent blue filter.

Enrollment Trends

Enrollment Trends (as of 9/19/25)

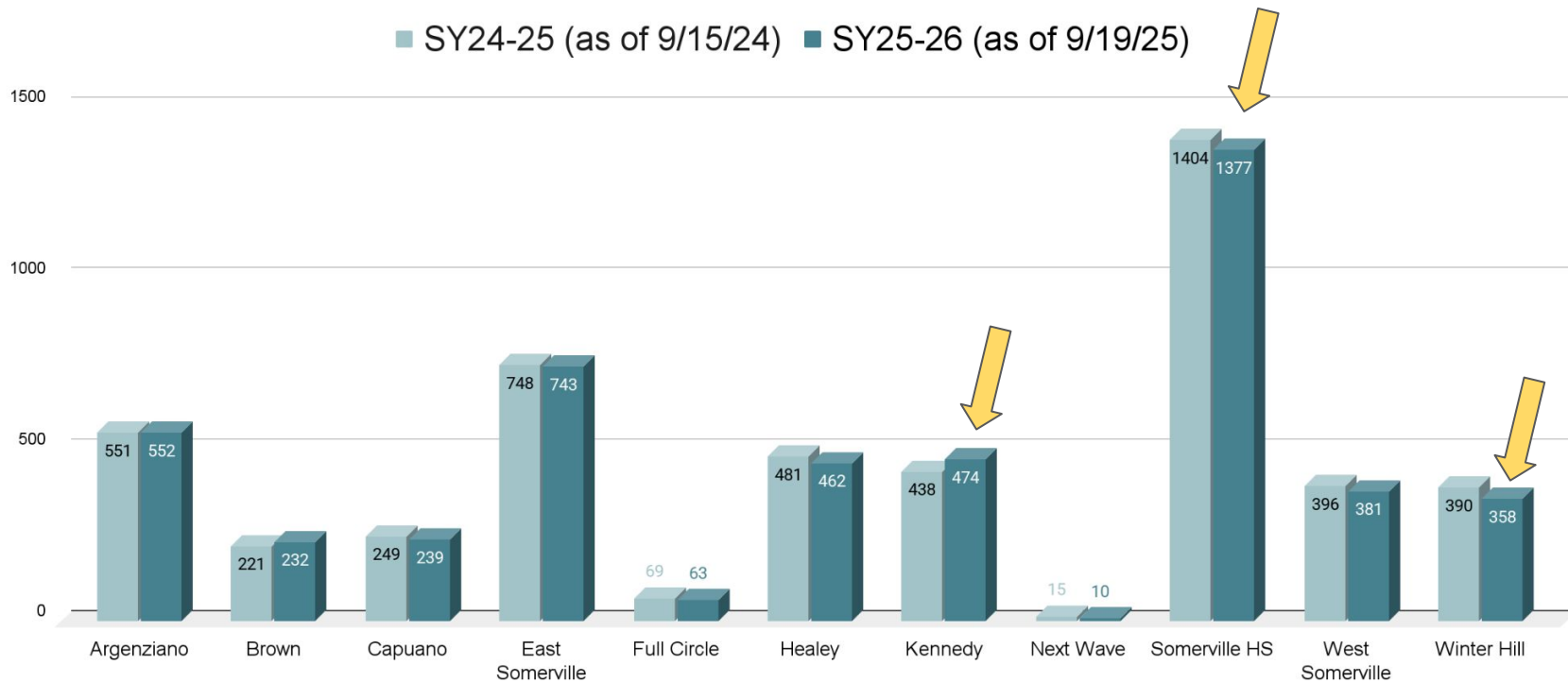
- Enrollment by Year 2018-2026
- Enrollment by Grade
- Enrollment by School
- New Registrations by Language
- New Registrations by Country of Origin
- Enrollment by Program
- Summer Withdrawals and Not Attending
- Additional Notes

Total Enrollment by Year 2018-2026



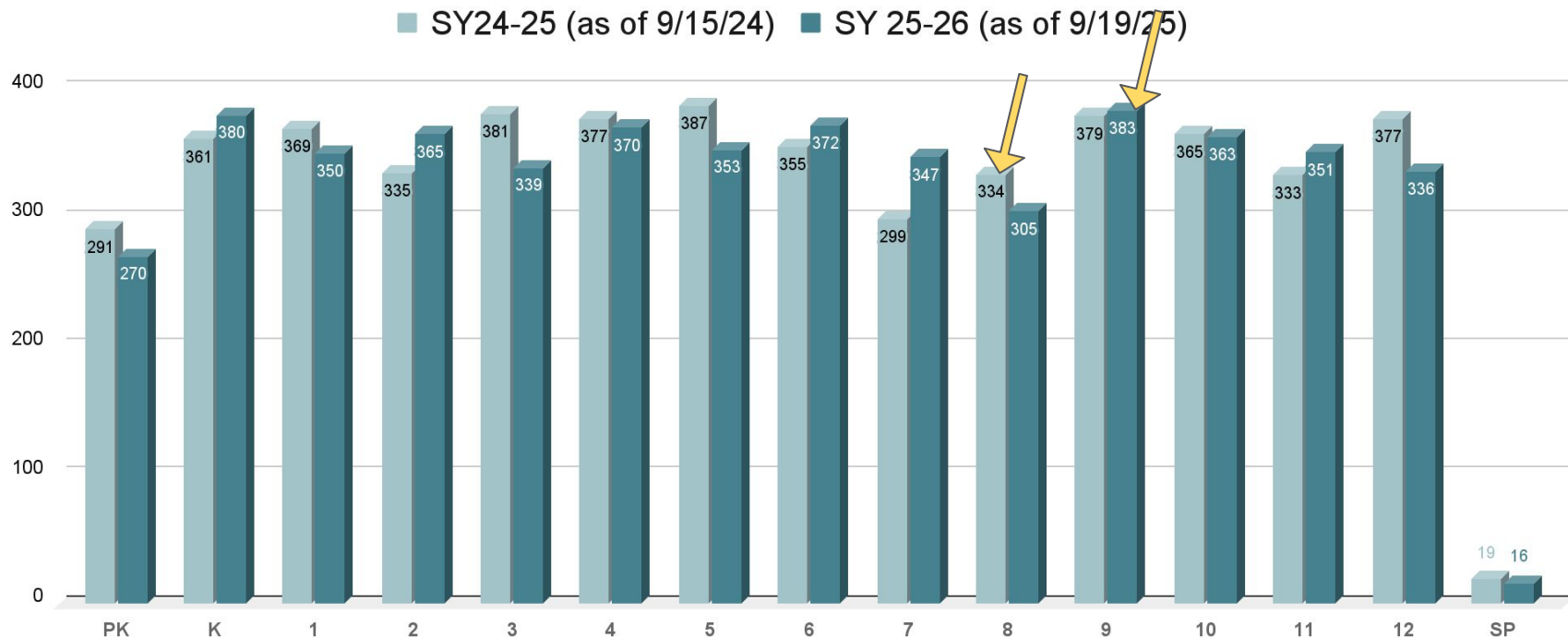
Enrollment has remained steady. Likely to reach 5000 by 10/1

Enrollment by Schools



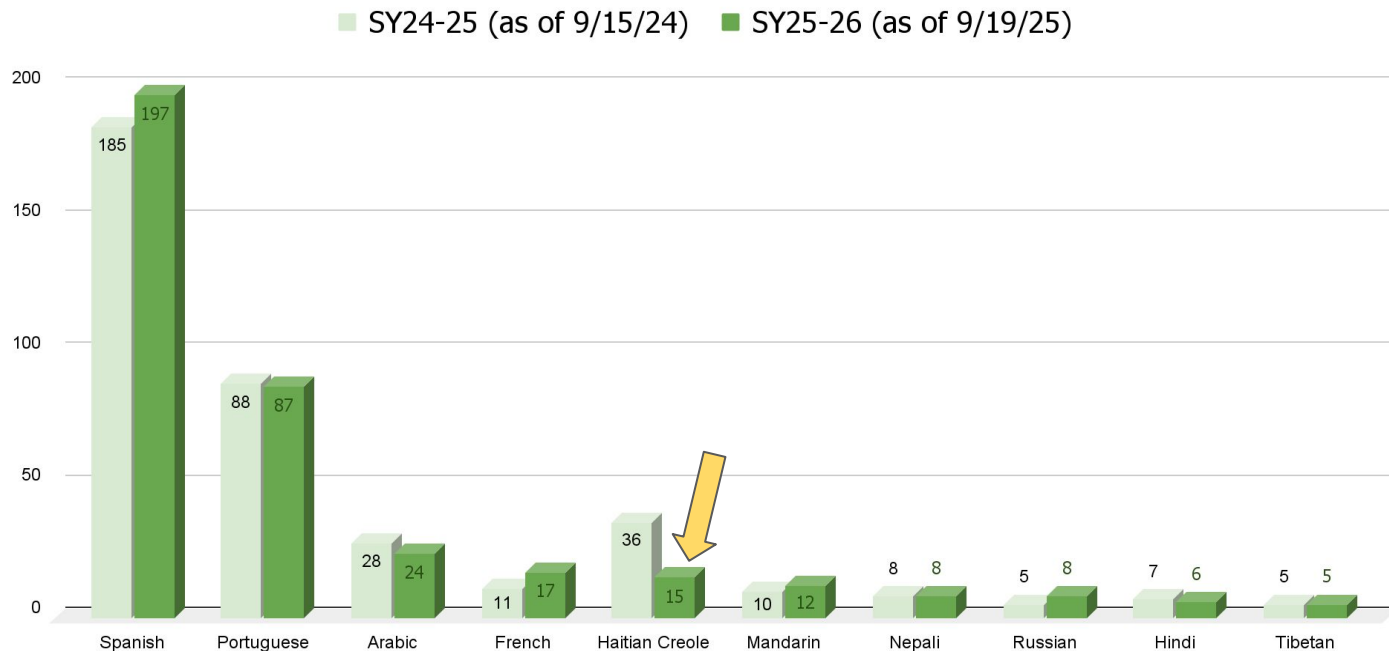
Slight increase at Kennedy, slight decrease at SHS and WHCIS

Enrollment by Grade



*SP = Special Education beyond Grade 12

Top 10 Languages (other than English) among New Registrations



Total number of
primary languages
spoken by newly
registered students

SY24-25 = 42

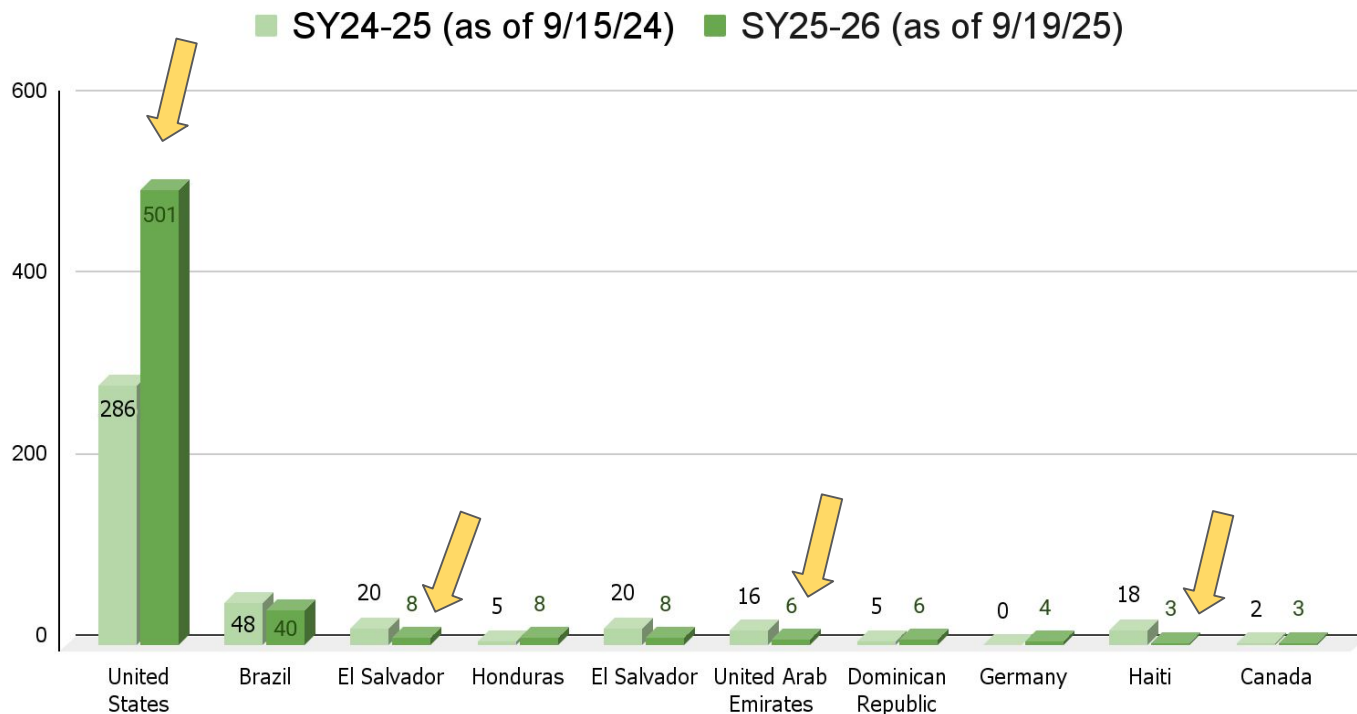
SY25-26 = 38

Data provided by the
MLE Department

Haitian Creole speakers declined 58% this year

Mandarin speakers grows slowly each year

Top 10 Countries of Birth for New Registrations



Total number of different countries of birth of students newly registered

SY24-25 = 36

SY25-26 = 34

Data provided by the MLE Department

- 75% increase in new registrations of students born in the US
- Of the 501 US born, 65% have a language other than English as their primary language
- The biggest concentration of US born is in PK (33%) and K (48%)

Enrollment Trends by Grade for MLE and Special Education Students

Multilingual Learners by Grade		
Grade	SY26 (9/19/25)	SY25 (9/18/24)
Grade K	141	114
Grade 1	114	122
Grade 2	129	103
Grade 3	107	131
Grade 4	111	107
Grade 5	78	109
Grade 6	80	80
Grade 7	76	50
Grade 8	56	74
Grade 9	74	80
Grade 10	73	71
Grade 11	56	59
Grade 12	55	70
Overall	1150	1170

Students with IEP by Grade		
Grade	SY26 (9/19/25)	SY25 (9/18/24)
Grade PK	70	66
Grade K	51	64
Grade 1	75	49
Grade 2	51	52
Grade 3	63	78
Grade 4	93	73
Grade 5	90	74
Grade 6	85	84
Grade 7	90	60
Grade 8	66	66
Grade 9	89	80
Grade 10	74	83
Grade 11	88	72
Grade 12	82	49
Grade SP	23	16
Overall	1090	966



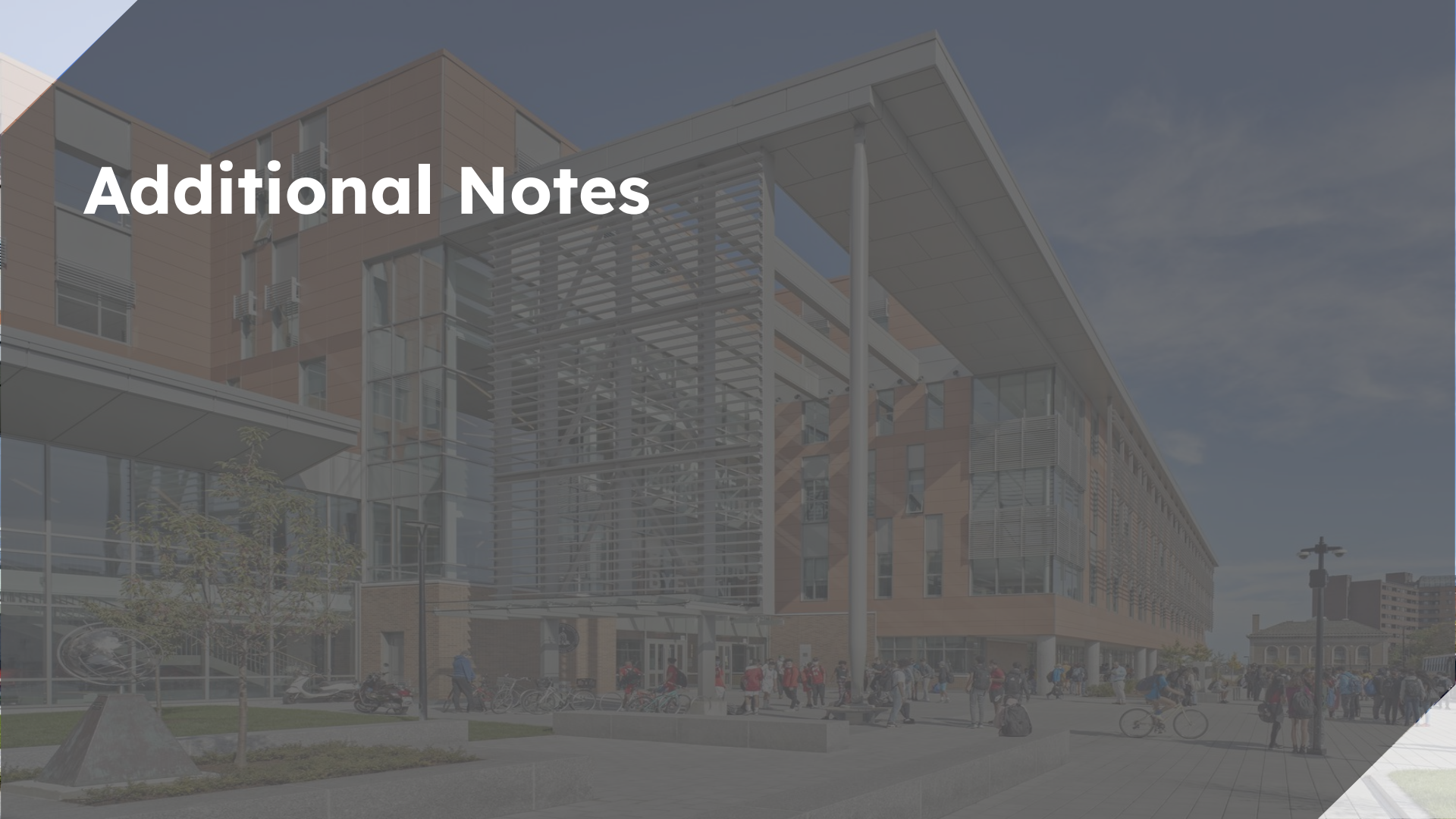
The background image shows a modern university building with a prominent overhang and a glass-enclosed staircase. The entire image is covered with a red gradient overlay. In the foreground, there is a paved plaza with people walking and bicycles parked. A small tree and a sculpture are visible on the left side of the plaza.

Summer Withdrawals and those Not Attending SPS

Withdrawals

Exit Reason	Summer 2025	Summer 2024	Summer 2023
Other Public Schools in Massachusetts	143	141	149
Private School	19	33	20
Out of state/ Out of the country	75	80	61
Transferring to Homeschooling	4	4	4
Not attending	36	58	41

Additional Notes



Additional Notes

- We enrolled 833 students this year since January 2025. 199 additional families decided not to attend or did not complete registration.
- 16.4% of all families requested in person assistance to enroll
- We approved 38 requests for intra-district transfers for grades 1-8
- We denied 12 requests for intra-district transfers for grades 1-8 due to space limitations
- We have 50 students placed in schools, but on K-8 waitlists for their preferred school
- We have 44 students on the PK waitlists for Healey, Kennedy and West Somerville
- Families of 61 PK students assigned to a school chose not to attend
 - 53 in SY25 and 37 in SY24
- While enrollment has remained relatively steady so far, we are keeping an eye on birth record data, as shared by the City of Somerville:

City of Somerville Birth Record Data

Year	English	Spanish	Portuguese	Haitian Creole
2022	613	36	34	4
2023	505	33	15	5
2024	475	18	20	3
As of August 31st 2025	255	16	11	3