



# 2022 BASEBALL MEDIA GUIDE

SoConSports.com  
#SoConBSB

• The Citadel • ETSU • Mercer • UNCG • Samford • VMI • Western Carolina • Wofford •



### Preseason Coaches Poll

Team (first-place votes)	Points
1. Wofford (6)	48
2. Mercer (1)	40
3. Western Carolina (1)	39
4. ETSU	28
5. UNCG	25
6. Samford	19
7. VMI	16
8. The Citadel	9

### Preseason Media Poll

Team (first-place votes)	Points
1. Wofford (8)	127
2. Mercer (3)	113
3. Samford (4)	100
4. Western Carolina (2)	87
5. ETSU	74
6. UNCG	54
7. VMI	37
8. The Citadel	20

## Pacanel Ferreras Western Carolina Preseason Player of the Year

### Preseason First-Team All-SoCon

SP	Colby Stuart, Sr., ETSU
SP	Zebby Matthews, Jr., Western Carolina
RP	Dalton Rhadans, Sr., Wofford
C	Lawson Hill, Sr., Wofford
1B	Justin Starke, R-So., VMI
2B	Will Prater, Sr., Western Carolina
SS	Pascanel Ferreras, So., Western Carolina
3B	Will David, Jr., Samford
OF	Ryan McCarthy, Grad., The Citadel
OF	Bill Knight, Jr., Mercer
OF	Nolen Hester, Sr., Wofford
DH	Bryce Hodge, Sr., ETSU

### Preseason Second-Team All-SoCon

SP	Austin Parsley, Sr., UNCG
SP	Tyler Bradt, R-So., VMI
RP	Luke Sutko, Sr., Mercer
C	Kaden Dreier, Jr., Samford
1B	Angelo DiSpigna, Jr., Mercer
2B	Hogan Windish, Jr., UNCG
SS	Ashton King, Jr., ETSU
3B	David Burke, So., Mercer
OF	Colby Thomas, So., Mercer
OF	Will Knight, R-Jr., VMI
OF	Trey Yunger, Jr., Wofford
DH	Daniel Walsh, Sr., Western Carolina



## Colby Stuart, ETSU Preseason Pitcher of the Year

#SoConBSB

## 2022 Southern Conference Baseball Media Guide

### On the inside

<b>2022 Preseason All-SoCon Poll/Teams</b> .....	IFC
<b>2022 composite schedule</b> .....	2-4
<b>2022 Southern Conference Championship</b> .....	5
<b>Southern Conference</b>	
History .....	6-10
SoCon Principles .....	11
Hall of Fame .....	12-13
Commissioner Jim Schaus .....	14
Staff .....	15
Media Relations .....	16
<b>Teams</b>	
The Citadel .....	18-19
ETSU .....	20-21
Mercer .....	22-23
UNCG .....	24-25
Samford .....	26-27
VMI .....	28-29
Western Carolina .....	30-31
Wofford .....	32-33
<b>2021 year-in-review</b>	
2021 Year-in-review .....	34-35
Team stats .....	36-38
Individual stats .....	39-41
<b>All-time records and honors</b>	
Yearly standings .....	42-46
SoCon Championship results .....	47-50
SoCon in the NCAA tournament .....	51-53
Players/Pitchers of the Week .....	54-57
Players/Pitchers of the Month .....	58
All-conference teams .....	59-65
SoCon all-tournament teams .....	66-67
Annual coaches awards .....	68
Annual media awards .....	69
Regional and national awards .....	70-73
Individual records .....	74-80
Team records .....	81-84
SoCon Championship records .....	85-86
Annual statistical leaders – individual .....	87-91
SoCon Triple Crown winners .....	87
Annual statistical leaders – team .....	92-95
SoCon in the MLB First-Year Player Draft .....	96-99
Coaching records .....	100

### The Southern Conference

702 N. Pine Street  
Spartanburg, SC 29303

Phone: ..... 864-591-5100  
Fax: ..... 864-591-3448  
Website: ..... SoConSports.com

### Conference staff

**Jim Schaus** ..... Commissioner  
**Geoff Cabe** ..... Senior Associate Commissioner  
**Sue Arakas** ..... Associate Commissioner  
**Doug King** ..... Associate Commissioner for Compliance  
**Jason Yaman** ..... Associate Commissioner  
**Sean Diminick** ..... Assistant Commissioner for Championships  
**Phil Perry** ..... Assistant Commissioner for Media Relations  
**Paul Lollis** ..... Assistant Commissioner for Video Productions  
**Jasmine Washington** ..... Director of Creative Services  
**Hannah Bradley** ..... Assistant Director of Media Relations  
**Laura Granger** ..... Executive Assistant to the Commissioner  
**Cliff Conway** ..... Championships Assistant  
**Lanie Angel** ..... Media Relations Assistant  
**Tony Thompson** ..... Coordinator of Officials

### Southern Conference Officers

President: Dr. Susan Epps, ETSU  
Vice President: Col. Chip Taylor, The Citadel



### Credits

**Editor:** Lanie Angel  
**Design:** Lanie Angel  
**Cover:** Jasmine Washington  
**Editorial assistance:** Phil Perry and the SoCon baseball SIDs.



# COMPOSITE SCHEDULE

#SoConBSB

## Feb. 18 (Friday)

Niagara at Western Carolina	DH/1 p.m.
Northern Kentucky at ETSU	3 p.m.
Farleigh Dickinson at The Citadel	3 p.m.
VMI at Duke	4 p.m.
Arkansas at Samford	4 p.m.
UNCG at South Carolina	4 p.m.
Eastern Kentucky at Mercer	6 p.m.
George Mason at Wofford	6 p.m.

## Feb. 19 (Saturday)

Northern Kentucky at ETSU	2 p.m.
George Mason at Wofford	2 p.m.
Eastern Kentucky at Mercer	2 p.m.
Niagara at Western Carolina	2 p.m.
Arkansas State at Samford	2 p.m.
Farleigh Dickinson at The Citadel	3 p.m.
VMI at Duke	3 p.m.
UNCG at South Carolina	4 p.m.

## Feb. 20 (Sunday)

Fairleigh Dickinson at The Citadel	11:30 a.m.
Eastern Kentucky at Mercer	1 p.m.
George Mason at Wofford	1 p.m.
VMI at Duke	1 p.m.
Northern Kentucky at Duke	1 p.m.
Arkansas State at Samford	1 p.m.
Niagara at Western Carolina	1 p.m.
UNCG at South Carolina	1:30 p.m.

## Feb. 22 (Tuesday)

VMI at Virginia	3 p.m.
ETSU at Virginia Tech	4 p.m.
UNCG at Wake Forest	4 p.m.
The Citadel at Charleston Southern	4 p.m.
Wofford at Georgia	5 p.m.
Florida A&M at Mercer	6 p.m.
Samford at Alabama State	6 p.m.

## Feb. 23 (Wednesday)

Western Carolina at USC Upstate	3 p.m.
Florida A&M at Mercer	6 p.m.

## Feb. 25 (Friday)

Wofford at Monmouth	12 p.m.
Villanova at The Citadel	3 p.m.
Wagner at ETSU	3 p.m.
Lafayette at VMI	3 p.m.
App State at UNCG	4 p.m.
Illinois State at Western Carolina	4 p.m.
Samford at Florida State	5 p.m.
SIUE at Mercer	6 p.m.

## Feb. 26 (Saturday)

Wofford at Marist	11 p.m.
Samford at Florida State	1 p.m.
SIUE at Mercer	2 p.m.
Wagner at ETSU	2 p.m.
Lafayette at VMI	2 p.m.
Western Carolina at Illinois State	2 p.m.
Villanova at The Citadel	3 p.m.
App State at UNCG	4 p.m.

## Feb. 27 (Sunday)

Samford at Florida State	12 p.m.
Villanova at The Citadel	1 p.m.
Wagner at ETSU	1 p.m.
Monmouth at Wofford	1 p.m.
Illinois State at Western Carolina	1 p.m.
Lafayette at VMI	1 p.m.
SIUE at Mercer	1 p.m.
App State at UNCG	1 p.m.

## March 1 (Tuesday)

VMI at James Madison	3 p.m.
Charleston Southern at The Citadel	4 p.m.
UNCG at NC A&T	4 p.m.
Wofford at Georgia	6 p.m.
Florida State at Mercer	6 p.m.
ETSU at Tennessee	6:30 p.m.

## March 2 (Wednesday)

Alabama State at Samford	4 p.m.
Western Carolina at Middle Tennessee	6 p.m.
UNC Asheville at Wofford	6 p.m.

## March 4 (Friday)

ETSU at Winthrop	3 p.m.
Binghamton at VMI	3 p.m.
Towson at UNCG	4 p.m.
Stony Brook at Western Carolina	4 p.m.
Samford at Charleston Southern	4 p.m.
Northern Kentucky at The Citadel	5 p.m.
Pennsylvania at Wofford	6 p.m.
UNC Asheville at Mercer	6 p.m.

## March 5 (Saturday)

Samford at Charleston Southern	12:30 p.m.
Northern Kentucky at The Citadel	2 p.m.
Pennsylvania at Wofford	DH/2 p.m.
ETSU at Winthrop	2 p.m.
Stony Brook at Western Carolina	2 p.m.
Towson at UNCG	2 p.m.
Binghamton at VMI	2 p.m.
UNC Asheville at Mercer	6 p.m.

## March 6 (Sunday)

Samford at Charleston Southern	12 p.m.
Northern Kentucky at The Citadel	1 p.m.
Pennsylvania at Wofford	1 p.m.
ETSU at Winthrop	1 p.m.
Stony Brook at Western Carolina	1 p.m.
Towson at UNCG	1 p.m.
Binghamton at VMI	1 p.m.
UNC Asheville at Mercer	2 p.m.

## March 8 (Tuesday)

NC State at UNCG	3 p.m.
Penn State at VMI	3 p.m.
Samford at UAB	4 p.m.
ETSU at Clemson	4 p.m.
Georgia State at Wofford	6 p.m.

## March 9 (Wednesday)

Western Carolina at Presbyterian	4 p.m.
UNCG at Gardner-Webb	4 p.m.
USC Upstate at The Citadel	5 p.m.

Kennesaw State at Wofford	5 p.m.
Georgia Tech at Mercer	6 p.m.

## March 11 (Friday)

Rider at ETSU	3 p.m.
Lehigh at VMI	3 p.m.
UNCG at Elon	4 p.m.
Memphis at Samford	4 p.m.
Kansas at Western Carolina	6 p.m.
Saint Peter's at Mercer	6 p.m.
Lafayette at Wofford	6 p.m.

## March 12 (Saturday)

Siena at The Citadel	DH/1 p.m.
Lafayette at Wofford	2 p.m.
Saint Peter's at Mercer	2 p.m.
Lehigh at VMI	2 p.m.
Michigan State at Western Carolina	2 p.m.
Memphis at Samford	2 p.m.
UNCG at Elon	2 p.m.
UNC Asheville at ETSU	3:30 p.m.

## March 13 (Sunday)

Siena at The Citadel	1 p.m.
Lafayette at Wofford	1 p.m.
Rider at ETSU	1 p.m.
Memphis at Samford	1 p.m.
Saint Peter's at Mercer	1 p.m.
Lehigh at VMI	1 p.m.
Elon at UNCG	2 p.m.
Cincinnati at Western Carolina	5 p.m.

## March 15 (Tuesday)

Radford at ETSU	3 p.m.
Campbell at UNCG	4 p.m.
VMI at North Carolina	4 p.m.
Cincinnati at Wofford	5 p.m.
Western Carolina at Wake Forest	5 p.m.
Samford at Troy	6 p.m.

## March 16 (Wednesday)

Winthrop at Wofford	6 p.m.
Lafayette at ETSU	6 p.m.
Georgia Southern at Mercer	6 p.m.
Texas at The Citadel	7 p.m.

## March 18 (Friday)

Mercer at South Florida	TBA
Saint Peter's at The Citadel	2 p.m.
Wofford at Belmont	4 p.m.
UT Martin at Western Carolina	5 p.m.
Rider at VMI	6 p.m.
Southeastern Louisiana at Samford	6 p.m.
Tennessee Tech at ETSU	6 p.m.
UNCG at UCF	6 p.m.

## March 19 (Saturday)

Mercer at South Florida	TBA
Saint Peter's at The Citadel	2 p.m.
Tennessee Tech at ETSU	2 p.m.
Wofford at Belmont	2 p.m.
Southeastern Louisiana at Samford	2 p.m.
Rider at VMI	2 p.m.
UT Martin at Western Carolina	2 p.m.

# COMPOSITE SCHEDULE



UNCG at UCF	2 p.m.	Western Carolina at Tennessee	6 p.m.	<b>April 12 (Tuesday)</b>	College of Charleston at The Citadel	1 p.m.
<b>March 20 (Sunday)</b>		<b>April 1 (Friday)</b>			Mercer at Florida A&M	4 p.m.
Mercer at South Florida	TBA	Mercer at Seton Hall	4 p.m.		Western Carolina at UNC Asheville	5 p.m.
Saint Peter's at The Citadel	1 p.m.	Western Carolina at Xavier	5 p.m.		Samford at Auburn	6 p.m.
Tennessee Tech at ETSU	1 p.m.	Longwood at UNCG	6 p.m.		Wake Forest at UNCG	6 p.m.
Wofford at Belmont	1 p.m.	Missouri State at Samford	6 p.m.		VCU at VMI	6 p.m.
Rider at VMI	1 p.m.	VMI at UNC Wilmington	6 p.m.	<b>April 14 (Thursday)</b>		
UNCG at UCF	1 p.m.	Wofford at Dallas Baptist	6:30 p.m.		Samford at Western Carolina*	5 p.m.
Southeastern Louisiana at Samford	1 p.m.	ETSU at Baylor	7:30 p.m.		The Citadel at VMI*	6 p.m.
UT Martin at Western Carolina	1 p.m.	The Citadel at Creighton	7:30 p.m.		ETSU at Wofford*	6 p.m.
					Mercer at UNCG*	6 p.m.
<b>March 22 (Tuesday)</b>		<b>April 2 (Saturday)</b>		<b>April 15 (Friday)</b>		
VMI at Old Dominion	3 p.m.	Mercer at Seton Hall	1 p.m.		Mercer at UNCG*	2 p.m.
Wofford at USC Upstate	5 p.m.	Missouri State at Samford	2 p.m.		Samford at Western Carolina*	5 p.m.
UNC Asheville at Western Carolina	5 p.m.	Longwood at UNCG	2 p.m.		The Citadel at VMI*	6 p.m.
Charleston Southern at Mercer	6 p.m.	Wofford at Dallas Baptist	2 p.m.		ETSU at Wofford*	6 p.m.
Samford at Jacksonville State	6 p.m.	Western Carolina at Xavier	2 p.m.	<b>April 16 (Saturday)</b>		
UNCG at High Point	6 p.m.	The Citadel at Creighton	3 p.m.		Mercer at UNCG*	1 p.m.
South Carolina at The Citadel	7 p.m.	ETSU at Baylor	4 p.m.		Samford at Western Carolina*	2 p.m.
		VMI at UNC Wilmington	4 p.m.		ETSU at Wofford*	2 p.m.
<b>March 23 (Wednesday)</b>		<b>April 3 (Sunday)</b>			The Citadel at VMI*	2 p.m.
Jacksonville State at Mercer	6 p.m.	Mercer at Seton Hall	4 p.m.	<b>April 19 (Tuesday)</b>		
		Missouri State at Samford	12 p.m.		ETSU at UNC Asheville	5 p.m.
<b>March 25 (Friday)</b>		Longwood at UNCG	1 p.m.		Gardner-Webb at Western Carolina	5 p.m.
Mercer at Utah	TBA	VMI at UNC Wilmington	1 p.m.		NC A&T at UNCG	6 p.m.
VMI at Georgetown	4 p.m.	Western Carolina at Xavier	1 p.m.		Jacksonville State at Samford	6 p.m.
Samford at UCF	5 p.m.	The Citadel at Creighton	1 p.m.		VMI at Virginia Tech	6 p.m.
George Mason at The Citadel	6 p.m.	Wofford at Dallas Baptist	1 p.m.		Mercer at Georgia Tech	6 p.m.
UNCG at Davidson	6 p.m.	ETSU at Baylor	2 p.m.		The Citadel at North Florida	6:05 p.m.
George Washington at ETSU	6 p.m.			<b>April 20 (Wednesday)</b>		
Gardner-Webb at Wofford	6 p.m.	<b>April 5 (Tuesday)</b>			Presbyterian at Wofford	6 p.m.
Western Carolina at Houston	7:30 p.m.	Mercer at Charleston Southern	TBA	<b>April 22 (Friday)</b>		
		App State at ETSU	6 p.m.		Western Carolina at The Citadel*	6 p.m.
<b>March 26 (Saturday)</b>		The Citadel at Charleston Southern	6 p.m.		VMI at ETSU*	6 p.m.
Mercer at Utah	TBA	Wofford at Tarleton State	6 p.m.		Samford at UNCG*	6 p.m.
George Mason at The Citadel	2 p.m.	UNCG at High Point	6 p.m.		Wofford at Mercer*	6 p.m.
VMI at Georgetown	2 p.m.	VMI at VCU	6:30 p.m.	<b>April 23 (Saturday)</b>		
George Washington at ETSU	2 p.m.	Samford at Alabama	7 p.m.		Western Carolina at The Citadel*	2 p.m.
Davidson at UNCG	3 p.m.				Samford at UNCG*	2 p.m.
Wofford at Gardner-Webb	4 p.m.	<b>April 6 (Wednesday)</b>			VMI at ETSU*	2 p.m.
Samford at UCF	5 p.m.	Gardner-Webb at Western Carolina	4 p.m.		Wofford at Mercer*	2 p.m.
Western Carolina at Houston	7:30 p.m.	James Madison at VMI	6 p.m.			
		<b>April 8 (Friday)</b>		<b>April 24 (Sunday)</b>		
<b>March 27 (Sunday)</b>		ETSU at Western Carolina*	5 p.m.		Western Carolina at The Citadel*	1 p.m.
Mercer at Utah	TBA	VMI at Samford*	6 p.m.		VMI at ETSU*	1 p.m.
Samford at UCF	12 p.m.	UNCG at Wofford*	6 p.m.		Samford at UNCG*	1 p.m.
George Mason at The Citadel	1 p.m.	The Citadel at Mercer*	6 p.m.		Wofford at Mercer*	1 p.m.
George Washington at ETSU	1 p.m.					
VMI at Georgetown	1 p.m.	<b>April 9 (Saturday)</b>				
Gardner-Webb at Wofford	2 p.m.	The Citadel at Mercer*	2 p.m.			
Houston at Western Carolina	2 p.m.	VMI at Samford*	2 p.m.			
		ETSU at Western Carolina*	2 p.m.			
<b>March 29 (Tuesday)</b>		UNCG at Wofford*	2 p.m.	<b>April 26 (Tuesday)</b>		
North Florida at The Citadel	6 p.m.				The Citadel at Winthrop	4 p.m.
Gardner-Webb at The Citadel	6 p.m.	<b>April 10 (Sunday)</b>			ETSU at Radford	6 p.m.
UAB at Samford	6 p.m.	UNCG at Wofford*	1 p.m.		Alabama at Samford	6 p.m.
Georgia State at Mercer	6 p.m.	The Citadel at Mercer*	1 p.m.			
Radford at ETSU	6 p.m.	ETSU at Western Carolina*	1 p.m.			
Virginia Tech at VMI	6 p.m.	VMI at Samford*	1 p.m.			
<b>March 30 (Wednesday)</b>						
VMI at Radford	4 p.m.					
Winthrop at Wofford	6 p.m.					



# COMPOSITE SCHEDULE

#SoConBSB

**April 27 (Wednesday)**  
 Presbyterian at Western Carolina 5 p.m.  
 UNCG at Campbell 6 p.m.  
 Mercer at Jacksonville State 7 p.m.

**April 29 (Friday)**  
 Mercer at ETSU\* 1 p.m.  
 UNCG at The Citadel\* 6 p.m.  
 Western Carolina at VMI\* 6 p.m.  
 Wofford at Samford\* 6 p.m.

**April 30 (Saturday)**  
 UNCG at The Citadel\* 2 p.m.  
 Mercer at ETSU\* 2 p.m.  
 Western Carolina at VMI\* 2 p.m.  
 Wofford at Samford\* 2 p.m.

**May 1 (Sunday)**  
 UNCG at The Citadel\* 1 p.m.  
 Mercer at ETSU\* 1 p.m.  
 Western Carolina at VMI\* 1 p.m.  
 Wofford at Samford\* 1 p.m.

**May 3 (Tuesday)**  
 VMI at Richmond 2:30 p.m.  
 Wofford at Samford\* 5 p.m.  
 Troy at Samford 6 p.m.  
 ETSU at App State 6 p.m.  
 The Citadel at Charleston Southern 6 p.m.

**May 4 (Wednesday)**  
 USC Upstate at Western Carolina 6 p.m.

**May 6 (Friday)**  
 ETSU at Samford\* 5 p.m.  
 VMI at UNCG\* 6 p.m.  
 The Citadel at Wofford\* 6 p.m.  
 Mercer at Western Carolina\* 6 p.m.

**May 7 (Saturday)**  
 Mercer at Western Carolina\* 2 p.m.  
 VMI at UNCG\* 2 p.m.  
 ETSU at Samford\* 3 p.m.  
 The Citadel at Wofford\* 3 p.m.

**May 8 (Sunday)**  
 Mercer at Western Carolina\* 1 p.m.  
 VMI at UNCG\* 1 p.m.  
 The Citadel at Wofford\* 1 p.m.  
 ETSU at Samford\* 2 p.m.

**May 10 (Tuesday)**  
 Winthrop at The Citadel 6 p.m.  
 Mercer at Georgia State 6 p.m.  
 Mississippi State at Samford 6 p.m.  
 Mercer at ETSU 6 p.m.

**May 11 (Wednesday)**  
 Coastal Carolina at UNCG 3 p.m.  
 Western Carolina at Kennesaw State 5 p.m.  
 Presbyterian at Wofford 6 p.m.

**May 13 (Friday)**  
 Samford at The Citadel\* 6 p.m.

VMI at Mercer\* 6 p.m.  
 Western Carolina at Wofford\* 6 p.m.  
 ETSU at UNCG\* 6 p.m.

**May 14 (Saturday)**  
 Samford at The Citadel\* 2 p.m.  
 ETSU at UNCG\* 2 p.m.  
 VMI at Mercer\* 2 p.m.  
 Western Carolina at Wofford\* 3 p.m.

**May 15 (Sunday)**  
 Samford at The Citadel\* 1 p.m.  
 VMI at Mercer\* 1 p.m.  
 Western Carolina at Wofford\* 1 p.m.  
 ETSU at UNCG\* 1 p.m.

**May 17 (Tuesday)**  
 Old Dominion at VMI 3 p.m.  
 Western Carolina at Gardner-Webb 4 p.m.  
 The Citadel at College of Charleston 6 p.m.  
 Mercer at Georgia Southern 6 p.m.  
 UNCG at NC State 6 p.m.  
 Auburn at Samford 6 p.m.

**May 19 (Thursday)**  
 UNCG at Western Carolina\* 5 p.m.  
 Mercer at Samford\* 5 p.m.  
 The Citadel at ETSU\* 6 p.m.  
 Wofford at VMI\* 6 p.m.

**May 20 (Friday)**  
 Wofford at VMI\* 2 p.m.  
 Mercer at Samford\* 3 p.m.  
 UNCG at Western Carolina\* 5 p.m.  
 The Citadel at ETSU\* 6 p.m.

**May 21 (Saturday)**  
 Wofford at VMI\* 1 p.m.  
 The Citadel at ETSU\* 2 p.m.  
 Mercer at Samford\* 2 p.m.  
 UNCG at Western Carolina\* 2 p.m.

\*Southern Conference game  
 ^ if necessary  
 All times Eastern

## SoCon Championship

presented by Holston Gases  
 Fluor Field; Greenville, S.C.

**May 25 (Wednesday)**  
 G1: No. 5 seed vs. No. 8 seed 3 p.m.  
 G2: No. 6 seed vs. No. 7 seed 7 p.m.

**May 26 (Thursday)**  
 G3: No. 4 seed vs. Game 1 winner 3 p.m.  
 G4: No. 3 seed vs. Game 2 winner 7 p.m.

**May 27 (Friday)**  
 G5: No. 1 seed vs. Game 3 winner 9 a.m.  
 G6: No. 2 seed vs. Game 4 winner 12:30 p.m.  
 G7: Game 4 loser vs. Game 5 loser 4 p.m.  
 G8: Game 3 loser vs. Game 6 loser 7:30 p.m.

**May 28 (Saturday)**  
 G9: Game 5 winner vs. Game 6 winner 12 p.m.  
 G10: Game 7 winner vs. Game 8 winner 3:30 p.m.  
 G11: Game 10 winner vs. Game 9 loser 7 p.m.

**May 29 (Sunday)**  
 G12: Game 9 winner vs. Game 11 winner 12 p.m.  
 G13: Game 12 winner vs. Game 12 loser^ 40 min. after

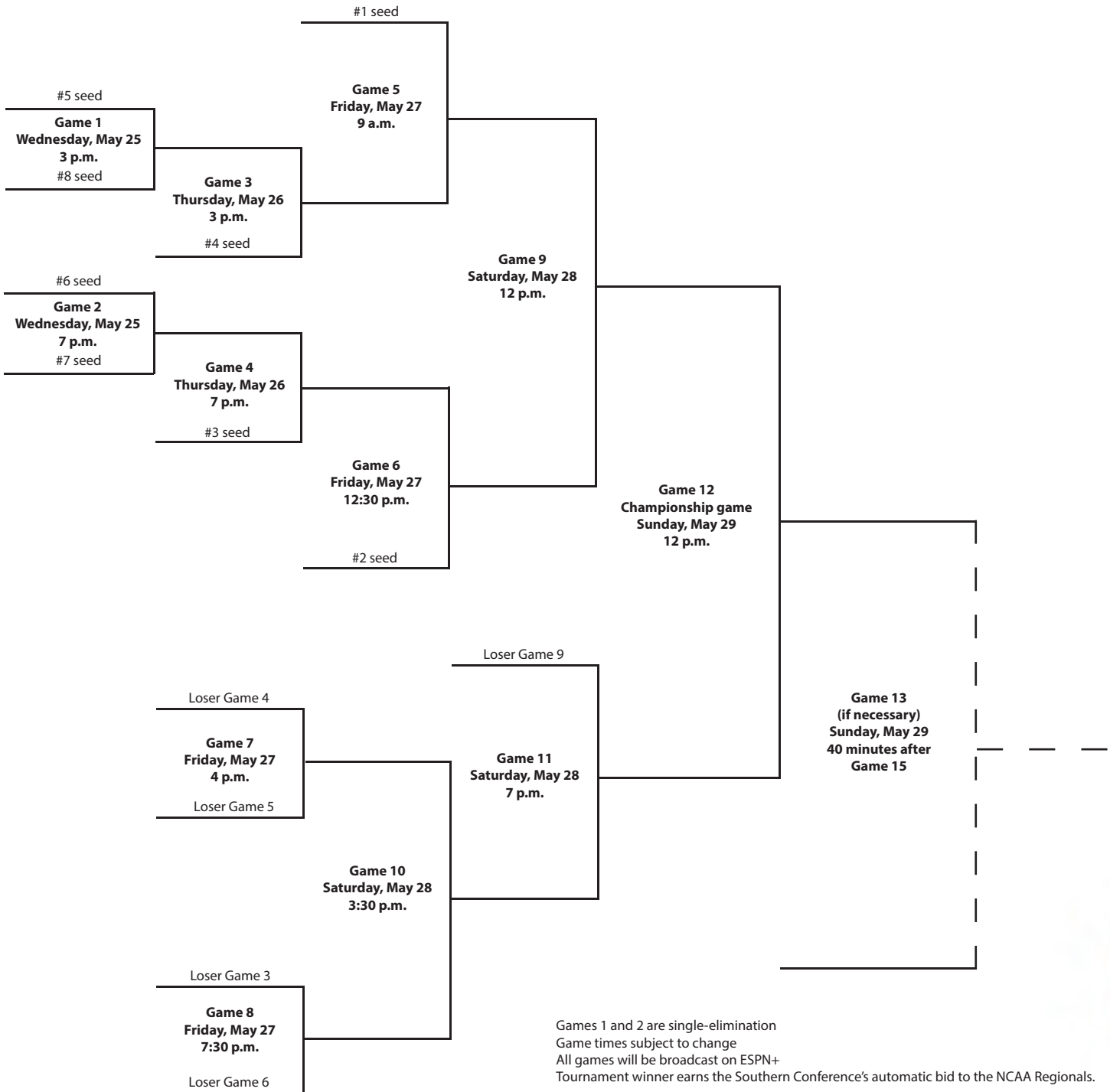




# Southern Conference Baseball Championship

presented by Holston Gases

May 25-29, 2022 • Fluor Field • Greenville, S.C.



Games 1 and 2 are single-elimination  
 Game times subject to change  
 All games will be broadcast on ESPN+  
 Tournament winner earns the Southern Conference's automatic bid to the NCAA Regionals.



# SOUTHERN CONFERENCE HISTORY

## The Southern Conference

The Southern Conference, which celebrates its 100th year in 2021, is a national leader in emphasizing the development of the student-athlete and in helping to build lifelong leaders and role models.

The Southern Conference has been on the forefront of innovation and originality in developing creative solutions to address issues facing intercollegiate athletics. From establishing the first postseason college basketball tournament (1921), to tackling the issue of freshman eligibility (1922), to developing women's championships (1984), to becoming the first conference to install the 3-point goal in basketball (1980), the Southern Conference has been a pioneer.

The Southern Conference is the nation's fifth-oldest NCAA Division I collegiate athletic association. Only the Big Ten (1896), the Missouri Valley (1907), the Pac-12 (1915) and the Southwestern Athletic (1920) conferences are older in terms of origination.

Academic excellence has been a major part of the Southern Conference's tradition. Hundreds of Southern Conference student-athletes have been recognized on CoSIDA Academic All-America and all-district teams. A total of 20 Rhodes Scholarship winners have been selected from conference institutions, most recently in 2012-13, when former Wofford volleyball player Rachel Woodlee earned the prestigious award.

The conference currently consists of 10 members in six states throughout the Southeast and sponsors 21 varsity sports and championships that produce participants for NCAA Division I Championships.

The Southern Conference offices are located in the historic Beaumont Mill in Spartanburg, South Carolina. A textile mill that was in operation from 1880 until 1999, Beaumont Mill was renovated in 2004 and today offers the league first-class meeting areas and offices as well as a spacious library for storage of the conference's historical documents.

## Membership history

On Feb. 25, 1921, representatives from 14 of the Southern Intercollegiate Athletic Association's (SIAA) 30 members met at Atlanta's Piedmont Hotel to establish the Southern Intercollegiate Conference. On hand at the inaugural meeting were officials from Alabama, Alabama Polytechnic Institute (Auburn), Clemson, Georgia, Georgia School of Technology (Georgia Tech), Kentucky, Maryland, Mississippi A&M (Mississippi State), North Carolina, North Carolina State, Tennessee, Virginia, Virginia Polytechnic Institute (Virginia Tech) and Washington & Lee.

Dr. S.V. Sanford of Georgia was chosen as acting chairman and N.W. Dougherty of Tennessee was named secretary. The decision to form a new athletic conference was motivated by the desire to have a workable number of conference games for each league member. With 30 schools in the SIAA by the early 1920s, it was impossible to play every school at least once during the regular season and many schools went several years between playing some conference members. In addition, in 1920, the SIAA voted down proposed rules that an athlete must be in a college a year before playing on its teams and refused to abolish a rule permitting athletes to play summer baseball for money.

Play began in the fall of 1921, and a year later, six more schools joined the fledgling league, including Tulane (which had attended the inaugural meeting but had elected not to join), Florida, Louisiana (LSU), Mississippi, South Carolina and Vanderbilt. VMI joined in 1923 and Duke was added in 1929.

By the 1930s, membership in the Southern Conference had reached 23 schools. C.P. "Sally" Miles of Virginia Tech, president of the Southern Conference, called the annual league meeting to order on Dec. 9, 1932, at the Farragut Hotel in Knoxville, Tennessee. There, it announced that 13 institutions west and south of the Appalachian

Mountains were reorganizing as the Southeastern Conference. Members of the new league included Alabama, Alabama Polytechnic Institute, Florida, Georgia, Georgia School of Technology, Kentucky, Louisiana, Mississippi, Mississippi A&M, University of the South, Tennessee, Tulane and Vanderbilt.

According to the minutes of the meeting, Georgia's Dr. Sanford stated that the division was made along geographical lines. Florida's Dr. J.J. Tigert, acting as spokesman for the withdrawing group, regretted the move but believed it was necessary as the Southern Conference had grown too large. The resignations were accepted and the withdrawing schools formed the new league, which began play in 1933.

The Southern Conference continued with membership of 10 institutions, including Clemson, Duke, Maryland, North Carolina, North Carolina State, South Carolina, Virginia, VMI, Virginia Tech and Washington & Lee.

The second major shift occurred some 20 years later. By 1952, the Southern Conference included 17 colleges and universities. Another split occurred when seven schools – Clemson, Duke, Maryland, North Carolina, North Carolina State, South Carolina and Wake Forest – departed to form the Atlantic Coast Conference, which began play in 1953. The revamped Southern Conference included members The Citadel, Davidson, Furman, George Washington, Richmond, VMI, Virginia Tech, Washington & Lee, West Virginia and William & Mary.

A third major shift occurred in 2012-13, when five members announced their departures and three schools were added. College of Charleston announced its decision to leave for the Colonial Athletic Association following the 2012-13 season, while Appalachian State (Sun Belt), Davidson (Atlantic 10), Elon (Colonial) and Georgia Southern (Sun Belt) announced they would depart following the 2013-14 campaign. At the Southern Conference's 2013 spring meetings in Hilton Head Island, South Carolina, the league officially extended invitations to former members ETSU and VMI, as well as Mercer, to join the league for the 2014-15 academic year.

Today, the league continues to thrive with a membership that includes 10 institutions and a footprint that spans six states: Alabama, Georgia, North Carolina, South Carolina, Tennessee and Virginia. Current league members are The Citadel, ETSU, Furman, Mercer, UNGC, Samford, Chattanooga, VMI, Western Carolina and Wofford.

## Leadership

Jim Schaus began his tenure as the ninth commissioner in league history on July 1, 2019. Schaus came to the SoCon after an 11-year run as

the director of athletics at Ohio University, where he led the Bobcats to unprecedented levels of success in athletics and academics.

In his first year at the Southern Conference, Schaus spearheaded the creation of a new long-term strategic plan for the league and led the effort to partner with JMI Sports to serve as the SoCon's official multimedia rights holder. Schaus also negotiated the SoCon's entry into the Southeastern Conference's officiating consortiums for both men's basketball and football, moves that allow the member conferences to collaborate on all officiating matters related to recruitment, education and training, scheduling and evaluation of officials.

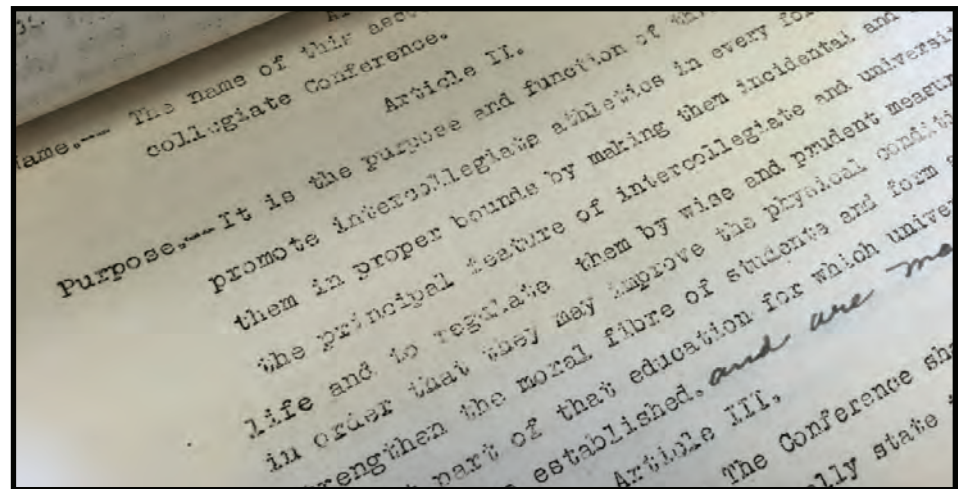
Also aimed at enhancing the league's men's basketball success, Schaus implemented a new right-size scheduling model designed to bolster the top teams' national profiles and put them in position for better seeding and potential at-large bids into the NCAA tournament. In addition, Schaus shepherded the league through its response to the COVID-19 pandemic and ensuing sport season cancellations and cost-cutting measures.

In Schaus's second year, the league began its year-long celebration of its first 100 years. It also successfully navigated the COVID pandemic, with every season playing to completion.

Schaus signed historic television contracts with ESPN and CBS Sports, guaranteeing the most linear national coverage the SoCon has ever had, and signed a contract extension to keep the league's basketball tournaments in Asheville, North Carolina, through 2026.

Schaus has a familial connection to the Southern Conference, as his father, former Los Angeles Lakers coach Fred Schaus, was the men's basketball coach at West Virginia from 1954-60, earning SoCon Coach of the Year honors four times in that six-year span and still ranking in the top 20 in career wins by a league coach.

Schaus replaced former commissioner John Iamario, who concluded his 13-year tenure at the Southern Conference in the summer of 2019. Throughout his tenure, Iamario promoted the Southern Conference through an ambitious agenda that improved championships, upgraded compliance related matters, launched the conference's Hall of Fame, created the SoCon Academic Exchange and increased the marketing and brand awareness of the conference and its member institutions. He also guided the league through membership changes that ensured the Southern Conference's future viability and stability with the additions of ETSU, Mercer and VMI.



The original Southern Conference constitution, drawn up in 1921, is housed in the archives at the league office in Spartanburg, S.C.

#SoConBSB

# SOUTHERN CONFERENCE HISTORY



The 2014 addition of VMI in Lexington, Va., extended the Southern Conference's reach to six states across the Southeast.

Lamarino spearheaded the effort to create the SoCon Digital Network, which was in operation from 2014-20, and the league-wide initiative to have all 10 member institutions producing broadcast-quality content. As the league prepared to celebrate its centennial, Lamarino authored his first book, "A Proud Athletic History: 100 Years of the Southern Conference."

The Southern Conference named its first commissioner in December 1950. Duke's Wallace Wade made the transition from Blue Devil football coach to athletics administration as the first person at the helm of the conference.

Lloyd Jordan replaced Wade as the commissioner in 1960 and served a 14-year term until Ken Germann became the league head in 1974. Germann was the commissioner for 13 years and orchestrated the league's expansion to include women's athletics. In 1987, he was succeeded by Dave Hart, who oversaw the transfer of the league office from Charlotte, North Carolina, to Asheville, North Carolina.

Wright Waters succeeded Hart upon his retirement in 1991. Under Waters' leadership, the Southern Conference expanded to 12 members, added three women's sports and posted record revenue from the basketball tournament. Waters was followed by Alfred B. White in 1998. White, a veteran member of the NCAA office, introduced the current conference logo and elevated the conference's commitment to marketing and development of corporate partners. Danny Morrison, who would go on to be president of the Carolina Panthers, headed the conference from 2001-05 and orchestrated the league's move from Asheville to Spartanburg. Under Morrison's leadership, the conference increased its marketing and promotional efforts.

## Championship history

Men's basketball was the first sport in which the conference held a championship. The league tournament is the nation's oldest, with the inaugural championship held in 1921 at Atlanta's City Auditorium and won by Kentucky. The tournament began Feb. 25, the same day that members of the Southern Intercollegiate Athletic Association met to discuss forming the new league that would become the Southern Conference. The following year, North Carolina won the first tournament after the formation of the league.

Commissioner Germann spearheaded the Southern Conference's expansion to include women's athletics during the 1983-84 season. That year, league women's championships were held in volleyball, basketball and tennis. Cross country joined the mix in 1985, outdoor track and field was added in 1987 and indoor and track and field followed in 1988. The conference instituted golf and softball championships in the spring of 1994 and added soccer in the fall of that year.

The Germann Cup, named in honor of the former commissioner, annually recognizes the top women's athletics programs in the conference. From their humble beginnings, women's athletics have become an integral part of the Southern Conference and its success.

The Southern Conference declares champions in 11 men's sports – football, soccer, cross country, basketball, indoor track and field, outdoor track and field, wrestling, baseball, lacrosse, tennis and golf – and nine women's sports – soccer, volleyball, cross country, basketball, indoor track and field, outdoor track and field, tennis, golf and softball. Rifle is a mixed sport.

## Football

The Southern Conference has also excelled as the premier Football Championship Subdivision (FCS) conference. Former Southern Conference member Appalachian State won the three consecutive FCS titles from 2005-07, becoming the first team to do so. The league boasts more than 250 players who have garnered All-America recognition and numerous national player or coach of the year awards. The conference had at least one team in the top 10 of the final FCS poll for 28 consecutive years (1985-2012), with at least two teams finishing in the final poll in every season from 1982-2013. Mercer and VMI entered the FCS national rankings for the first time in program history in 2020-21, with the Keydets winning the league title for the first time since 1977 and making their first-ever appearance in the FCS playoffs. VMI and ETSU finished the season inside the national rankings, with the Bucs doing so for the second time in the last three seasons.

The Citadel, Samford, Chattanooga and Wofford each finished in the top 25 in 2016, giving the league four in the final poll for the first time since 2007.

## SoCon members

- Alabama (1921-1932)
- Appalachian State (1971-2014)
- Auburn (1921-1932)
- College of Charleston (1998-2013)
- The Citadel (1936-present)**
- Clemson (1921-1953)
- Davidson (1936-1988, 1992-2014)
- Duke (1929-1953)
- East Carolina (1964-1977)
- ETSU (1978-2005, 2014-present)**
- Elon (2003-2014)
- Florida (1922-1932)
- Furman (1936-present)**
- George Washington (1941-1970)
- Georgia (1921-1932)
- Georgia Southern (1991-2014)
- Georgia Tech (1921-1932)
- Kentucky (1921-1932)
- Louisiana State (1922-1932)
- Marshall (1976-1997)
- Maryland (1921-1953)
- Mercer (2014-present)**
- Mississippi (1922-1932)
- Mississippi State (1921-1932)
- North Carolina (1921-1953)
- UNCG (1997-present)**
- NC State (1921-1953)
- Richmond (1936-1976)
- Samford (2008-present)**
- South Carolina (1922-1953)
- Tennessee (1921-1932)
- Chattanooga (1976-present)**
- Tulane (1922-1932)
- University of the South (1924-1932)
- Vanderbilt (1922-1932)
- Virginia (1921-1937)
- VMI (1923-2003, 2014-present)**
- Virginia Tech (1921-1965)
- Wake Forest (1936-1953)
- Washington & Lee (1921-1958)
- West Virginia (1950-1968)
- Western Carolina (1976-present)**
- William & Mary (1936-1977)
- Wofford (1997-present)**

**Bold indicates current SoCon member.**

The conference has placed multiple representatives in the FCS Playoffs in 31 of 37 seasons, with 16 championship game appearances and eight national titles. The Southern Conference has had at least one team reach the semifinals in 12 of the last 22 years and in 18 of the last 29 seasons.

In 2007, Appalachian State became the first FCS team to defeat a nationally ranked Football Bowl Subdivision (FBS) team, when the Mountaineers defeated No. 5 Michigan, 34-32, on Sept. 1 before a sellout crowd at Michigan Stadium. Georgia Southern, in its final game as a member of the Southern Conference, downed the SEC's Florida in Gainesville on Nov. 23, 2013. The league picked up two wins over FBS teams in 2015, with Furman downing UCF and The Citadel stunning South Carolina. The Bulldogs added another Power 5 conference win in 2019, taking down Georgia Tech in overtime, 27-24.

Prior to the conference's reclassification in 1981, Southern Conference football teams appeared in a total of 36 bowl games, posting a record of 16-18-2. From 1925-30, league schools won five football national championships in a six-year span. There are nearly 60 former Southern Conference players and


coaches in the College Football Hall of Fame. One of the most recognizable of these names is former North Carolina running back Charlie "Choo Choo" Justice, who helped guide North Carolina to three bowl appearances. He was a first-team All-America selection and the Heisman Trophy runner-up in 1948 and 1949. In 1949, Justice earned first-team all-conference honors for the fourth consecutive season, becoming the first player in league history to achieve that feat. He was a member of the league's inaugural Hall of Fame Class in 2009.

Another of the league's football products that made it to the College Football Hall of Fame is Sam Huff of West Virginia. Huff was a three-year starter on both the offensive and defensive lines for the Mountaineers. In 1955, Huff earned first-team All-America honors on the field and was a first-team Academic All-American for his work in the classroom. He played 12 seasons in the National Football League for the New York Giants and the Washington Redskins. Also a member of the conference's first Hall of Fame class, he was a five-time All-Pro linebacker and is also a member of the Pro Football Hall of Fame.

Former Appalachian State coach Jerry Moore was enshrined in the College Football Hall of Fame in December 2014. The winningest coach in Appalachian State and Southern Conference history, Moore compiled a 215-87 record in his 24 seasons at Appalachian State (1989-2012), including 10 SoCon championships, 18 postseason appearances and an unprecedented three straight NCAA Division I FCS/IAA national titles (2005-07). He was the Eddie Robinson Award winner in 2006.

In 1999, Georgia Southern's Adrian Peterson captured the Walter Payton Award, presented annually to the Football Championship Subdivision's most outstanding offensive player. Peterson, a four-time All-American who finished his career as the NCAA Division I leader in rushing yards with 6,559, was inducted into the College Football Hall of Fame in December 2017.

Furman's Louis Ivory earned the Walter Payton Award in 2000, giving the SoCon consecutive winners, while Georgia Southern's Jayson Foster was presented with the 2007 trophy and Appalachian State quarterback Armanti Edwards became the first two-time winner in Payton Award history, claiming the honors in 2008 and 2009 to make it three consecutive years a SoCon player took home the award.



Former Chattanooga star Terrell Owens entered the Pro Football Hall of Fame in 2018. Owens returned to his alma mater to deliver his induction speech from the Mocs' McKenzie Arena.

Record-breaking quarterback Devlin Hodges of Samford became the Southern Conference's most recent Walter Payton Award winner in 2018, when the senior was also named the FCS ADA Offensive Player of the Year. The consensus All-American, who led the FCS in passing yards and completion percentage that season, wrapped up his career with FCS records for passing yardage (14,584), pass attempts and completions.

The league saw a pair of former players enter the Pro Football Hall of Fame in 2018, as former Chattanooga standout Terrell Owens and Marshall star Randy Moss, who enjoyed a record-breaking freshman year in the SoCon, earned the nod.

Appalachian State's Dexter Coakley was a three-time

all-conference selection and consensus All-American in 1994, '95 and '96 before going on to stardom with the Dallas Cowboys. Coakley won a pair of Buck Buchanan Awards, given to Football Championship Subdivision's top defensive player each year.

In 2020-21, VMI coach Scott Wachenheim became the Southern Conference's fifth winner of the Eddie Robinson Award, joining The Citadel's Charlie Taaffe (1992), Georgia Southern's Paul Johnson (1998), Wofford's Mike Ayers (2003) and App State's Moore (2006).


Western Carolina's David Patten and Appalachian State's Matt Stevens were both members of the New England Patriots' Super Bowl champion team in 2002 and Patten also earned Super Bowl rings with the Patriots in 2004 and '05. Appalachian State's Daniel Kilgore appeared in Super Bowl XLVII for the San Francisco 49ers in 2013 and was a member of the Kansas City Chiefs' Super Bowl LV squad in 2021. Chattanooga's Keionta Davis was a member of the Patriots' organization for New England's appearance in Super Bowl LII in 2018, while Davis and Western Carolina's Keion Crossen were teammates for the Super Bowl LIII-winning Patriots in 2019. Former Samford safety Jaquiski Tartt played in Super Bowl LIV for the 49ers in 2020.

### Basketball

The 2020 edition of the conference tournament was the 100th in league history. Top-seeded ETSU downed Wofford 72-58 in the historic title game.

Not only was the Southern Conference tournament the first of its kind, but the league also helped change the face of college basketball. In 1980, the league began a season-long experiment with a 22-foot 3-point field goal with the approval of the NCAA Rules Committee. Ronnie Carr of Western Carolina made the first 3-point field goal in college basketball history in a game against Middle Tennessee State on Nov. 29, 1980.

Another college basketball tradition that originated in the Southern Conference is the traditional cutting of the nets by the winning team in important tournaments. According to USA Today, the practice of net-cutting originated in 1947 with NC State head coach Everett Case. As a first-year head coach,



The Atlanta Memorial Auditorium was the site for the first Southern Conference Basketball Championship in 1921. The SoCon basketball tournament is the longest-running of its kind in college basketball history.

#SoConBSB

Case led the Wolfpack to the Southern Conference tournament title. Case celebrated by claiming the nets as souvenirs to commemorate the event. Basketball coaching legend Red Auerbach gave credit to former George Washington coach Bill Reinhart, who coached in the conference for nearly 30 years, as one of the originators of the modern fast break.

West Virginia's 10 tournament championships rank as the second-most in league history behind Davidson's 12. The Mountaineers were led by the incomparable Jerry West from 1958 through 1960. West, a two-time All-America selection, spurred West Virginia to the Final Four in 1959. The Mountaineers lost in the championship game that season to California, 71-70, but West earned Final Four Most Valuable Player honors. West was a three-time Southern Conference tournament MVP, a two-time league regular-season MVP, and was twice named the conference's Athlete of the Year. He went on to a spectacular career with the Los Angeles Lakers of the National Basketball Association and was inducted into the Naismith Memorial Basketball Hall of Fame in 1979. A 14-time NBA All-Star while with the Lakers, it is West whose silhouette comprises the NBA's globally recognized logo.

Frank Selvy set the NCAA record for points in a game while at Furman. On Feb. 13, 1954, the senior scored 100 points in a game against Newberry, a record that still stands. Selvy was the Southern Conference Most Valuable Player in 1953 and 1954 and the league's Athlete of the Year in 1954. He went on to a 10-year career in the NBA. Selvy and his former Lakers teammate West were both enshrined in the league's Hall of Fame in 2009.

Rod Hundley was another West Virginia star during the 1950s. "Hot Rod" made a name for himself as one of the most spectacular players to tour the league during his era. Hundley averaged 24.5 points per game in his three seasons as a Mountaineer and was an all-conference and all-tournament performer in each of those three years. After being named the Southern Conference Most Valuable Player and Athlete of the Year as a senior in 1957, he was the first player selected in the NBA Draft that year and enjoyed a six-year career in that league. He was inducted into the SoCon Hall of Fame in 2010. Rod Thorn was yet another Mountaineer to earn inclusion in the SoCon Hall of Fame, as he was inducted in 2020. A two-time league athlete of the year, Thorn was the No. 2 selection in the 1963 NBA Draft, enjoying an eight-year playing career before transitioning to coaching and then the front office. He was elected to the Naismith Memorial Basketball Hall of Fame as an executive and a contributor in 2018.

ETSU's Keith "Mister" Jennings made his mark on the college basketball world in the early 1990s. Despite standing less than 6 feet tall, Jennings was a two-time all-conference choice and the league's Player of the Year and Athlete of the Year in 1991. Jennings played with the Golden State Warriors of the NBA and was inducted into the SoCon Hall of Fame in 2016.

Besides West Virginia's team in 1959, the Southern Conference has been represented in the Final Four on two other occasions. North Carolina advanced to the NCAA championship game in 1943 before falling 43-40 to Oklahoma State. NC State finished third in the tournament in 1950.

Davidson continued the record of success by advancing to the NCAA tournament's Elite Eight in 2008 as coach Bob McKillop's Wildcats came within a basket of making the Final Four behind the play of sophomore guard Stephen Curry. Curry, a two-time SoCon Male Athlete of the Year winner, led the nation in scoring as a junior at 28.6 points per game and has gone on to star for the NBA's Golden State Warriors, earning league MVP honors twice and leading the Warriors to NBA titles in 2015, 2017 and 2018. He was also inducted into the SoCon Hall of Fame in 2016.

The Southern Conference was back in the national

spotlight in 2018-19, with Furman and Wofford both spending time in the national rankings to give the league multiple ranked teams in the same season for the first time since 1960. Both squads earned their first-ever rankings from the Associated Press that season, with the Terriers riding a 20-game winning streak into the NCAA tournament before picking up a first-round win over Seton Hall, their first in school history in NCAA postseason play. Wofford's Fletcher Magee would set the NCAA Division I career record for 3-pointers made in that first-round win, finishing his career with 509.

In 2019-20, ETSU would go 30-4 overall en route to SoCon regular-season and tournament titles, becoming just the fourth team in league history to reach the 30-win plateau. The Bucs joined the 1945-46 North Carolina (30-5), 1950-51 NC State (30-7) and 2018-19 Wofford (30-5) squads in the exclusive club.

The league's ascent continued in 2020-21, as SoCon squads combined to finish in the RPI and 10th in the NET Rankings. Six of the conference's 10 squads were ranked in the CollegeInsider.com Mid-Major Top 25 for at least three weeks of the season.

Women's basketball competition began in the Southern Conference in 1983-84 with seven teams. In the sport's history, eight schools have won the league's tournament at least once, with Chattanooga winning 18 and Appalachian State owning six titles. UNCG won the 1998 tournament as head coach Lynne Agee – who in 2020 became the first UNCG representative in the SoCon Hall of Fame – became the first coach to take a team to the NCAA tournament in all three divisions. In 2001, Chattanooga head coach Wes Moore became the first coach in NCAA history to take three different teams to the NCAA tournament in all three divisions. After Moore's departure to helm NC State following the 2012-13 season, Chattanooga hired coach Jim Foster, who was inducted into the Women's Basketball Hall of Fame in June 2013.

Since 1984, 10 different teams have claimed at least a share of the regular-season crown. Chattanooga has the most overall titles with 22, nine of them shared. Chattanooga also owns the most outright championships with 13. Mercer won its third SoCon tournament title in four seasons in 2021.

In 2018, Mercer guard Kahlia Lawrence became the only player in SoCon history to win the Player of the Year award three times. Only six others have done it twice: ETSU's DeShawne Blocker (1993 and 1995), Furman's Jackie Smith (1998 and 1999), Chattanooga's Damita Bullock (2000 and 2001), Alex Anderson (2007 and 2008) and Shanara Hollinquest (2009 and 2010) and Davidson's Sophia Aleksandravic (2012 and 2013).

### Other sports

In baseball, Wake Forest advanced to the championship game of the NCAA College World Series in 1949. The Citadel made history in 1990 by becoming the first military school to make an appearance at the College World Series. The Bulldogs were joined that season at the College World Series by future conference member Georgia Southern.

One of the Southern Conference's more famous baseball alums is Duke's Dick Groat. The Blue Devil shortstop, who was also a basketball standout, was the conference's Athlete of the Year in 1951 and 1952. He went on to a 14-year career in the major leagues and was named the National League MVP in 1960 after leading the league with a .325 batting average for the World Series champion Pittsburgh Pirates.

Among Southern Conference alums to grace Major League Baseball fields have been Atlee Hammaker (ETSU), Jeff Montgomery (Marshall), Mike Ramsey (Appalachian State) and Wayne Tolleson (Western Carolina). Other SoCon players to go on to play in the major leagues include third baseman Dallas McPherson (The Citadel), who played for the Anaheim/Los Angeles Angels, the Florida Marlins and

the Chicago White Sox; pitchers Britt Reames (The Citadel) and Ryan Glynn (VMI), who both pitched with the Oakland A's in 2005; Furman's Tom Mastny, a pitcher with the Cleveland Indians (2007); College of Charleston's Graham Godfrey, who pitched for Oakland in 2011 and 2012; Georgia Southern's Everett Teaford, a pitcher with Kansas City from 2011-13; The Citadel's Chris McGuiness, who made his MLB debut with the Texas Rangers in 2013; and Western Carolina's Jared Burton, who played for Cincinnati and Minnesota in a career that spanned seven years (2007-14). The Catamounts' Tyler White, who made his MLB debut with the Houston Astros in April 2016, earned a World Series ring in 2017.

Several other SoCon alumni have played in the majors in the last decade, including College of Charleston's Brett Gardner, who earned a World Series ring with the New York Yankees in 2009, and Michael Kohn (Atlanta Braves); The Citadel's Asher Wojciechowski (Houston Astros); Western Carolina right-handed pitcher Greg Holland, a three-time All-Star who helped the Kansas City Royals to the 2014 AL pennant and their first World Series appearance since 1985, saving Game 3; and Wofford's John Cornely, who debuted with the Atlanta Braves in April 2015. Three SoCon alums made their debuts in 2017: Samford's Phillip Ervin with the Cincinnati Reds, UNCG's Max Povse with the Seattle Mariners and Elon's John Brebbia with the St. Louis Cardinals. Most recently, former UNCG pitcher Andrew Wantz was called up by the Los Angeles Angels in July 2021.

In the summer of 2016, Mercer's Kyle Lewis made league history, becoming the highest-ever SoCon draft pick when he was selected 11th overall by the Seattle Mariners in the MLB First-Year Player Draft. The SoCon's first Golden Spikes Award winner, Lewis was a starter for the All-Star Futures Game in 2018 and made his major league debut on Sept. 10, 2019, with a home run off Trevor Bauer of the Cincinnati Reds. He would go on to be the unanimous winner of the American League Rookie of the Year award in 2020, claiming all 30 first-place votes from the Baseball Writers' Association of America.

Legendary golfer Arnold Palmer competed under the Southern Conference banner as a collegian at Wake Forest. He took medalist honors at the Southern Conference tournament in 1948 and 1949 and was the tournament's runner-up in 1950. Palmer was the medalist at the NCAA Golf Championships in 1949 and 1950. He went on to become one of the most accomplished golfers to play on the professional tour. Palmer won 62 tournaments while competing on the PGA Tour and added 10 more victories as a member of the Senior PGA Tour. A member of the SoCon Hall of Fame, he won eight major championships – four Masters, two British Opens, one U.S. Open and one U.S. Amateur.

Chattanooga's Stephen Jaeger was the 2012



*Appalachian State's Mary Jayne Harrelson was the NCAA champion in the 1,500 meters in 1999 and 2001. She was inducted into the SoCon Hall of Fame in 2010.*

champion at the NCAA Bowling Green Regional and has played in a pair of U.S. Opens, in 2015 and 2017. Chattanooga's Steven Fox won the U.S. Amateur in 2012, going on to play in the 2013 Masters, U.S. Open and Arnold Palmer Invitational, among other PGA Tour events. ETSU's Adrian Meronk represented Europe in the Palmer Cup in 2015 and 2016, becoming the first Polish player to do so, and helped the European side to the title in 2016. He would go on to be the first Polish men's golfer in Olympic history at the 2020 Tokyo Games. Wofford alum William McGirt won the Memorial Tournament in June 2016 for his first PGA Tour win, while Western Carolina's J.T. Poston, a two-time SoCon medalist and now a PGA TOUR member, made his major debut at the U.S. Open in June 2017 and won his first professional tournament in 2019, claiming the Wyndham Championship.

Furman golfer Dottie Pepper was named the Southern Conference Women's Athlete of the Decade in the 1980s and was honored as part of the league's 25th anniversary of women's championships celebration in 2007-08. The Paladins' Brandi Jackson won the NCAA Women's Golf East Regional in the spring of 2003, and Furman's Natalie Srinivasan was named the WGCA PING National Player of the Year and won the ANNIKA Award and the inaugural Juli Inkster Senior Award in 2020. Chattanooga women's golf alumna Christine Wolf represented her native Austria at the Tokyo Olympics.

In track and field, Appalachian State's Mary Jayne Harrelson won NCAA outdoor titles in the 1,500-meter run in 1999 and 2001, while UNCG's Paul Chelimo posted runner-up finishes in the outdoor 5,000 meters in 2012 and 2013. Chelimo won a silver medal for the United States in the 5,000 meters at the Olympic Games in Rio in the summer of 2016 and competed in the event again at the Tokyo Olympics. Samford's Karisa Nelson made history in March 2017, becoming the Bulldogs' first Division I national champion when she won the mile run at the NCAA indoor championships.

#### Coaches and administrators

The Southern Conference has also been a breeding ground for some of college athletics' most recognized coaches and administrators.



*The SoCon's eight FCS national titles, including the 1999 and 2000 championships Georgia Southern won under the leadership of former coach Paul Johnson, are second-most in Division I history.*

Legendary basketball coaches Adolph Rupp of Kentucky and Everett Case of NC State both worked the sidelines in the Southern Conference. Rupp guided the Wildcats to a 30-5 mark during the 1931 and 1932 seasons. Yet, for all his coaching accomplishments, Rupp never led Kentucky to a Southern Conference tournament championship. Case mentored the Wolfpack to six consecutive Southern Conference tournament championships from 1947 through 1952.

West Virginia's Fred Schaus, who was named the Southern Conference Coach of the Year four times from 1954-60 and led the Mountaineers to SoCon tournament titles in all six seasons, would go on to

be the first head coach of the Los Angeles Lakers after the team relocated from Minneapolis.

Lefty Driesell coached Davidson to Southern Conference tournament championships in 1966, 1968 and 1969. Driesell also won the league's Coach of the Year award four straight times from 1963-66. Former Georgia Tech coach Bobby Cremins earned league Coach of the Year honors three times in the late '70s and early '80s while at Appalachian State and again in 2010-11 as the head coach at the College of Charleston.

Terry Holland saw his basketball coaching career take off at Davidson when he returned to his alma mater in 1970. Holland was honored as the Southern Conference Coach of the Year for three consecutive seasons from 1970-72 and led the Wildcats to the conference tournament title and an appearance in the NCAA tournament in 1970. J. Dallas Shirley, a member of the Basketball Hall of Fame, spent 21 years as the assistant to the commissioner and supervisor of officials in the Southern Conference. He also served as president of the International Association of Basketball Officials and the United States Olympic Basketball Committee.

The legendary Paul "Bear" Bryant got his coaching start in the Southern Conference as he guided the Maryland Terrapins in 1945. Another famous Southern Conference football coach is the late Frank Howard of Clemson, who guided the Tigers as a league member from 1940-52. The incomparable Howard won 69 Southern Conference games.

The Southern Conference has been represented on the sidelines at seven Super Bowls in the past two and a half decades. Bobby Ross, who piloted the San Diego Chargers to the 1996 Super Bowl, was the head coach at The Citadel from 1973-77. Former Buffalo Bills head coach Marv Levy, who coached the Bills in four Super Bowls, directed former league member William & Mary from 1964-68 and was succeeded there by Lou Holtz. The Carolina Panthers, then owned by Wofford alum Jerry Richardson and with former Wofford athletic director and SoCon commissioner Danny Morrison serving as team president, played in Super Bowl 50.

## Significant dates in league history

- Feb. 25-26, 1921: Representatives of Alabama, Auburn, Clemson, Georgia, Georgia Tech, Kentucky, Maryland, Mississippi State, North Carolina, NC State, Tennessee, Virginia, Virginia Tech and Washington & Lee meet in Atlanta, Ga., to form the Southern Intercollegiate Conference.
- Dec. 7-8, 1922: At the league's annual meeting in Washington, D.C., the name of the organization is officially changed to the Southern Conference. S.V. Sanford of Georgia is selected as the conference's first president.
- Dec. 8-10, 1932: At the annual meeting in Knoxville, Tenn., Alabama, Auburn, Florida, Georgia, Georgia Tech, Kentucky, Louisiana State, Mississippi, Mississippi State, University of the South, Tennessee, Tulane and Vanderbilt withdraw to form the Southeastern Conference.
- Dec. 8, 1950: Wallace Wade, who just completed a 16-year term as Duke's head football coach, is named the first commissioner of the Southern Conference. The commissioner's office is opened in Durham, N.C., on Jan. 1, 1951.
- May 8, 1953: Seven members – Clemson, Duke, Maryland, North Carolina, NC State, South Carolina and Wake Forest – withdraw to form the Atlantic Coast Conference.
- Nov. 29, 1980: At the request of the NCAA Basketball Rules Committee, the Southern Conference begins a season-long experiment with a 22-foot 3-point field goal, thus becoming the first conference to employ that rule. Ronnie Carr of Western Carolina makes the first 3-point field goal in college basketball history in a game against Middle Tennessee State.
- Dec. 3-4, 1981: The NCAA, at its fourth special convention in St. Louis, Mo., restructures I-A football. As a result, the Southern Conference's eight Division I-A football playing members are reclassified to Division I-AA.
- June 6, 1983: At a special meeting of the Southern Conference in Myrtle Beach, S.C., the league formalizes women's varsity competition in basketball and volleyball beginning with the 1983-84 season. The executive committee also approves pilot women's championships in tennis and golf for 1983-84.
- Dec. 18-19, 1995: The conference announces that the College of Charleston, University of North Carolina at Greensboro and Wofford College have accepted invitations to join the league.
- July 1, 2003: Elon University officially joins the league. VMI departs to join the Big South.
- July 1, 2008: Samford University officially joins the league.
- July 1, 2014: East Tennessee State University, Mercer University and VMI join the league. Appalachian State, Davidson, Elon and Georgia Southern depart.

## THE SOUTHERN CONFERENCE

*Preparing student-athletes for life's challenges since 1921*

### Academics-Oriented

- The SoCon has consistently ranked in the NCAA's top 10 in the Academic Progress Rate (APR), the NCAA's best indicator of graduation rates.
- Nearly 50 percent of all SoCon student-athletes earn all-academic honors (3.0 GPA or better).

### Community-Based

- Our student-athletes have a presence in the community and participate in many local charities, youth and educational initiatives.
- The SoCon and the Asheville-Buncombe Regional Sports Commission support a number of programs aimed at providing individuals and groups in the Western North Carolina area with assistance and allowing them to attend designated sessions of the Ingles SoCon Basketball Championships presented by General Shale Brick free of charge. Community initiatives at the basketball tournaments include: Education Days; the Downtown Dribble and KidsFest presented by Champion Credit Union; SoCon Morning/Afternoon Out; the Teddy Bear Toss; Hometown Heroes Night; and the Wounded Warrior Project.

### Competitive Athletics

- SoCon teams are highly competitive regionally and nationally.
- In the past 10 years, football, volleyball, baseball, men's soccer and men's golf have all earned at-large team selections to NCAA postseason tournaments in addition to the league's automatic berths.
- SoCon teams have won eight FCS football titles, second-most in NCAA history.

### Diversity

- This is a conference that takes great pride in the diversity of its institutions.
- The SoCon consists of 10 members in six states, including four private institutions and six state institutions, two of which are military colleges.

### Geographic Integrity

- The SoCon believes in the value of a geographic footprint that minimizes missed class time and maximizes fan travel to away contests.
- The league extends across six contiguous states but still has a footprint that permits bus trips from one end of the conference to the other.

### History & Tradition

- The SoCon is the fifth-oldest Division I conference in America.
- Great coaches and athletes from different eras have competed in the Southern Conference, from Bear Bryant to Lou Holtz, from Sam Huff to Terrell Owens, from Jerry West to Stephen Curry.

### Sportsmanship

- For more than 30 years, the SoCon has presented an annual award to the program that displays the finest level of sportsmanship in the conference as voted upon by its peers.

### Student-Athlete Experience

- SoCon championships are conducted in a way to provide a memorable and positive experience for all participants.
- Scheduling decisions and tournament bracket formats determined by administrators and coaches consistent-factor in the effect on the individual student-athlete and avoidance of missed class time.



# SOCON HALL OF FAME

## Southern Conference Hall of Fame Inductees

### Class of 2009

Name	School	Sport(s)	Years
Megan Dunigan	Furman	Tennis	1999-02
Dick Groat	Duke	Basketball, Baseball	1949-52
Sam Huff	West Virginia	Football	1952-55
Charlie "Choo Choo" Justice	North Carolina	Football	1946-49
Melissa Morrison Howard	Appalachian State	Track & Field	1989-93
Arnold Palmer	Wake Forest	Golf	1948-50, 53-54
Adrian Peterson	Georgia Southern	Football	1998-01
Frank Selvy	Furman	Basketball	1951-54
Jerry West	West Virginia	Basketball	1956-60
Valorie Whiteside	Appalachian State	Basketball	1984-88

### Class of 2010

Everett Case	North Carolina State	Basketball	1946-64
MaryJayne (Harrelson) Reeves	Appalachian State	Cross Country, Track & Field	1996-2001
Fred Hetzel	Davidson	Basketball	1962-65
"Hot" Rod Hundley	West Virginia	Basketball	1954-57
Banks McFadden	Clemson	Football, Basketball, Track	1937-40
Wallace Wade	Alabama, Duke, SoCon	Football, Administration	1923-60
*J. Dallas Shirley	SoCon	Officiating, Administration	1967-88

### Class of 2011

Dexter Coakley	Appalachian State	Football	1993-96
Lefty Driesell	Davidson	Basketball	1960-69
Regina Kirk	Chattanooga	Basketball	1985-88
Robert Neyland	Tennessee	Football	1926-52
Vic Seixas	North Carolina	Tennis	1947-49
Shannon Wommack	Chattanooga	Cross Country, Track & Field	2001-06

### Class of 2012

Angie Barker	East Tennessee State	Track & Field	1987-89
Percy Beard	Auburn	Track & Field	1926-29
*Jim Burch	SoCon	Officiating, Administration	1967-2011
Dick Modzelewski	Maryland	Football	1949-52
Paul Scarpa	Furman	Tennis	1967-2011

### Class of 2014

Rushia Brown	Furman	Women's Basketball	1990-94
Eddie Cameron	Duke	Men's Basketball, Football	1929-45
Clint Dempsey	Furman	Men's Soccer	2001-03
Jerry Moore	Appalachian State	Football	1989-2012
Charlie Teague	Wake Forest	Baseball	1947-50

### Class of 2016

Stephen Curry	Davidson	Men's Basketball	2006-09
Armanti Edwards	Appalachian State	Football	2006-09
Brad Faxon	Furman	Men's Golf	1979-83
Keith "Mister" Jennings	ETSU	Men's Basketball	1987-91
Karen Pelphrey	Marshall	Women's Basketball	1983-86

### Class of 2018

Mike Ayers	ETSU/Wofford	Football	1985-2017
Ron Carter	VMI	Men's Basketball	1975-78
Susan Gardner Mayhorn	Western Carolina	Women's Track & Field/Cross Country	1989-93
Chal Port	The Citadel	Baseball	1965-91
*Les Robinson	The Citadel/ETSU	Men's Basketball/Administration	1974-90, 2000-08
Debbie Southern	Furman	Women's Tennis	1985-2015

### Class of 2020

Lynne Agee	UNCG	Women's Basketball	1981-2011
Eric Breitenstein	Wofford	Football	2008-12
Terrell Owens	Chattanooga	Football/Men's Basketball/Track & Field	1992-95
Rod Thorn	West Virginia	Men's Basketball/Baseball	1960-63
Wayne Tolleson	Western Carolina	Baseball/Football	1974-78

\* - Special contributor

#SoConBSB

# SOCON HALL OF FAME



The Inaugural Southern Conference Hall of Fame class at the induction ceremony, May 4, 2009: (from left to right) Sam Huff, Megan Dunigan, Valorie Whiteside, Melissa Morrison Howard, Frank Selvy, Barbara Crews (daughter of the late Charlie Justice), Dick Groat, Adrian Peterson and Jerry West. Not pictured: Arnold Palmer.



Wake Forest golf great Arnold Palmer (left) was a member of the inaugural class in 2009.



Davidson's Fred Hetzel (left) received his Hall of Fame plaque from SoCon Commissioner John Iamarino in Hilton Head Island, S.C., on June 1, 2010. Wimbledon and U.S. Open tennis champion Vic Seixas of North Carolina (right) was inducted in 2011.



Furman's Paul Scarpa; East Tennessee State's Angie Barker; SoCon Commissioner John Iamarino, who accepted the honor on behalf of Maryland's Dick Modzelewski; special contributor Jim Burch; and Pat Beard, son of posthumous inductee Percy Beard of Auburn, at the 2012 induction ceremony.



Appalachian State's Jerry Moore (second from left) and Furman's Rushia Brown (far right) were among the five honored in the 2014 class. Duke's Eddie Cameron, whose family accepted the award on his behalf (center), and Wake Forest's Charlie Teague were honored posthumously. Furman's Clint Dempsey was unable to attend the ceremony.

SOCONSPORTS.COM



# SOUTHERN CONFERENCE STAFF



## JIM SCHAUS COMMISSIONER

Jim Schaus is in his third year at the helm of the Southern Conference in 2021-22. He began his tenure as the ninth commissioner in league history on July 1, 2019.

In his first year in the role, Schaus spearheaded the creation of a new long-term strategic plan for the league and led the effort to partner with JMI Sports to serve as the SoCon's official multimedia rights holder.

Schaus also negotiated the SoCon's entry into the Southeastern Conference's officiating consortiums for both men's basketball and football, moves that allow the member conferences to collaborate on all officiating matters related to recruitment, education and training, scheduling and evaluation of officials.

Also aimed at enhancing the league's men's basketball success, Schaus implemented a new right-size scheduling model designed to bolster the top teams' national profiles and put them in position for better seeding and potential at-large bids into the NCAA tournament.

In addition, Schaus shepherded the league through its response to the COVID-19 pandemic and ensuing sport season cancelations and cost-cutting measures.

In year two of Schaus's tenure, the league began its year-long celebration of its 100th season of competition. It also successfully navigated the COVID pandemic, as every season was completed.

Also in his second year at the helm, Schaus signed historic television contracts with ESPN and CBS Sports, guaranteeing the most linear national coverage the SoCon has ever enjoyed over the next five years. Schaus also successfully negotiated a contract extension to keep the league's basketball tournaments in Asheville, North Carolina, through 2026.

The league continued to flourish on the national landscape in the second year of the Schaus era, with the SoCon finishing ninth in the RPI and 10th in the NET rankings in men's basketball. The SoCon had a pair of football squads finish in the top 25, marking the 38th time in 39 years that multiple league schools finished the season nationally ranked.

A point of pride for Schaus and the league continues to be the SoCon Academic Exchange, a cooperative educational program designed to provide collaborative learning activities and opportunities to benefit students, faculty and staff of the member institutions. Plans are in place for the SAE's inaugural entrepreneurship competition in February 2022, which will join the SoCon Undergraduate Research Forum (SURF) and faculty workshops among the SoCon Academic Exchange's program offerings.

Schaus came to the SoCon after an 11-year run as the director of athletics at Ohio University, where he led the Bobcats to unprecedented levels of success in athletics and academics.



Under Schaus's leadership, Ohio University's football program was bowl eligible in all 11 years, the most in the Mid-American Conference, and participated in 10 bowls in that time. The Bobcats' men's basketball team made a run to the Sweet Sixteen in 2012 and their women's basketball program won three MAC East Division titles in his last five seasons. Ohio University's volleyball team won seven MAC Championships and appeared in five NCAA Regionals during Schaus's tenure, while the baseball and softball teams earned two MAC titles apiece.

In the classroom, Ohio University boasted an impressive graduation rate of 88 percent, and the athletic department's federal graduation rate regularly exceeded that of the general student population. Bobcat student-athletes posted a cumulative grade point average of at least 3.1 in all 11 years of Schaus' tenure.

Prior to his tenure at Ohio University, Schaus served as the athletic director at Wichita State from 1999-2008, where he was named the Division I Central Region AstroTurf AD of the Year in 2007.

With more than 30 years of experience in athletics administration, Schaus has also had stops at Oregon, Cincinnati, Texas-El Paso and Northern Illinois. He also has experience in the NFL, having worked as an intern for the New England Patriots and as the director of marketing for the Washington Redskins, and served as a publicity assistant for the PGA Tour.

Schaus has a familial connection to the Southern Conference, as his father, former Los Angeles Lakers coach Fred Schaus, was the men's basketball coach at West Virginia from 1954-60, earning SoCon Coach of the Year honors four times in that six-year span and still ranking in the top 20 in career wins by a league coach.

Jim Schaus earned his bachelor's degree from Purdue in 1983 and a master's in athletics administration from West Virginia University, where he has been honored as a distinguished alumnus.

Schaus and his wife, Priscilla, have three grown children: Kevin, Diane and Laura.

#SoConBSB

## SOUTHERN CONFERENCE COMMISSIONERS



Wallace Wade  
1951-60



Lloyd Jordan  
1960-73



Ken Germann  
1974-86



Dave Hart Sr.  
1986-91



Wright Waters  
1991-98



Alfred White  
1998-2001



Danny Morrison  
2001-05



John Iamario  
2006-19

### Schaus At-A-Glance

**HOMETOWN:**

West Lafayette, Ind.

**EDUCATION:**

B.A., Purdue, 1983

M.S., West Virginia, 1987

**EXPERIENCE:**

Publicity Assistant, LPGA, 1983

Director of Marketing, Washington Redskins, 1983-86

Radio-TV Marketing Assistant, West Virginia, 1986-87

Assistant AD, University of Oregon, 1987-91

Host Creative Communications, 1991-92

Associate AD, Northern Illinois University, 1992-94

Senior Associate AD, University of Cincinnati, 1994-97

Senior Associate AD, University of Texas at El Paso, 1998-99

Director of Athletics, Wichita State University, 1999-08

Director of Athletics, Ohio University, 2008-19

Commissioner, Southern Conference, 2019-present

# SOUTHERN CONFERENCE STAFF



**Geoff Cabe**  
Senior Associate  
Commissioner



**Sue Arakas**  
Associate  
Commissioner



**Doug King**  
Associate Commissioner  
for Compliance



**Jason Yaman**  
Associate  
Commissioner



**Sean Diminick**  
Assistant Commissioner  
for Championships



**Phil Perry**  
Assistant Commissioner  
for Media Relations



**Paul Lollis**  
Assistant Commissioner  
for Video Productions



**Jasmine Washington**  
Director of  
Creative Services



**Hannah Bradley**  
Assistant Director  
of Media Relations



**Laura Granger**  
Executive Assistant  
to the Commissioner



**Cliff Conway**  
Championships  
Assistant



**Lanie Angel**  
Media Relations  
Assistant

SOCONSPO RTS.COM

## SOUTHERN CONFERENCE STAFF DIRECTORY

702 N. Pine St.; Spartanburg, SC 29303  
Administrative FAX 864-591-4282

Office phone 864-591-5100  
Media relations FAX 864-591-3448

Position	Name	Email	Extension
Commissioner	Jim Schaus	jschaus@socon.org	
Senior Associate Commissioner	Geoff Cabe	gcabe@socon.org	205
Associate Commissioner	Sue Arakas	sarakas@socon.org	204
Associate Commissioner for Compliance	Doug King	dking@socon.org	203
Associate Commissioner	Jason Yaman	jyaman@socon.org	209
Assistant Commissioner for Championships	Sean Diminick	sdiminick@socon.org	207
Assistant Commissioner for Media Relations	Phil Perry	pperry@socon.org	201
Assistant Commissioner for Video Productions	Paul Lollis	plollis@socon.org	202
Director of Creative Services	Jasmine Washington	jwashington@socon.org	208
Assistant Director of Media Relations	Hannah Bradley	hbradley@socon.org	213
Executive Assistant to the Commissioner	Laura Granger	lgranger@socon.org	200
Championships Assistant	Cliff Conway	cconway@socon.org	210
Media Relations Assistant	Lanie Angel	langel@socon.org	214



# MEDIA RELATIONS



**Southern Conference**  
702 N. Pine Street  
Spartanburg, S.C. 29303  
www.SoConSports.com

## Press releases

The Southern Conference utilizes email and the league's website (www.SoConSports.com) to distribute information, press releases, notes and statistics. If you wish to be added to the distribution list, please contact a member of the media relations staff.

## ESPN

In the fall of 2020, the Southern Conference reached a new six-year agreement with ESPN and ESPN+ through the 2025-26 academic year that features even more conference games across ESPN networks, as well as an increased presence across ESPN Digital platforms. As part of the new pact, there is an increase in SoCon men's basketball regular-season home telecasts that will air on an ESPN network each year, as well as an expanded men's basketball tournament broadcast schedule that will include both the semifinals and championship game over the six years. All other live digital events produced by the SoCon – including football and men's basketball – will stream on ESPN+. In all, an estimated 4,200 SoCon events will be available on ESPN Digital platforms throughout the six-year agreement.

## SoCon Players of the Week

The Southern Conference selects players and pitchers of the week throughout the season. The honorees will be announced each Monday afternoon and will be available on the conference's website (www.SoConSports.com) or by contacting the conference office.

## Postseason awards

Following the conclusion of the regular season, voting is conducted on the all-conference teams by both the league's coaches and members of the Southern Conference Sports Media Association (SCSMA). Both groups select a Player of the Year, Pitcher of the Year, Freshman of the Year and a Coach of the Year.

## Southern Conference Media Relations Staff



**Phil Perry**  
**Asst. Commissioner for Media Relations**  
Office: 864-591-5100  
Cell: 864-525-5174  
Fax: 864-591-3448  
pperry@socon.org

### Responsibilities:

Administration, Academic Awards, Website, Football, Men's Basketball, Men's and Women's Indoor and Outdoor Track and Field and Men's Lacrosse



**Hannah Bradley**  
**Assistant Director of Media Relations**  
Office: 864-591-5100  
Cell: 803-221-8887  
Fax: 864-591-3448  
hbradley@socon.org

### Responsibilities:

Women's Soccer, Volleyball, Women's Basketball, Men's and Women's Tennis, Softball



**Lanie Angel**  
**Media Relations Assistant**  
Office: 864-591-5100  
Cell: 404-539-3698  
Fax: 864-591-3448  
langel@socon.org

### MR contact for:

Men's Soccer, Men's and Women's Cross Country, Rifle, Wrestling, Baseball and Men's Golf



**Jasmine Washington**  
**Director of Creative Services**  
Office: 864-591-5100  
Cell: 571-449-1677  
Fax: 864-591-3448  
jwashington@socon.org

### MR contact for:

Women's Golf

## Southern Conference on the Web

Visit the Southern Conference's official website at www.SoConSports.com. Information related to baseball and the conference's other 20 sports can be found on the site, including up-to-date statistics, standings, weekly releases and game recaps. Video streaming of select championships and regular-season contests is also available.

## Southern Conference Sports Media Association (SCSMA)

The Southern Conference Sports Media Association (SCSMA) is an independent organization of conference sportswriters, sportscasters and media rela-

tions staff who further the institutions that comprise the Southern Conference. The organization annually selects and recognizes an all-conference football, men's and women's basketball and baseball team as well as coach of the year, player of the year and freshman of the year. The organization also works toward the best interests of its members to increase knowledge and prestige of the league.

## SoCon baseball media relations directory

School	Website	Media relations	Email	Office phone	Press box phone
The Citadel	CitadelSports.com	Josh Brush	jbrush@citadel.edu	843-953-6795	843-965-4151
ETSU	ETSUBucs.com	Thomas Arteaga	arteagat@etsu.edu	423-439-8212	704-621-3268
Mercer	MercerBears.com	Zach Durkee	durkee_zj@mercer.edu	478-301-5219	478-973-4355
UNCG	UNCGSpartans.com	Jesika Moore	j_moore7@uncg.edu	336-334-5615	336-334-5625
Samford	SamfordSports.com	Joey Mullins	jmmulli1@samford.edu	205-726-2799	205-726-4167
VMI	VMISports.com	Mike Carpenter	carpentermj@vmi.edu	540-464-7015	940-642-9865
Western Carolina	CatamountSports.com	Daniel Hooker	dhooker@email.wcu.edu	828-227-2339	828-227-7020
Wofford	WoffordTerriers.com	Wyatt Streett	streettwd@wofford.edu	864-597-4098	864-597-4478
Southern Conference	SoConSports.com	Lanie Angel	langel@socon.org	864-591-5100	



**OFFICIAL  
BASEBALL  
OF THE**





# THE CITADEL

## THE CITADEL BULLDOGS



**JOSEPH P. RILEY, JR. PARK**  
CAPACITY: 6,000

### Basic information

Location: ..... Charleston, S.C.  
Founded: ..... 1842  
Enrollment: ..... 3767  
Nickname: ..... Bulldogs  
Colors: ..... Citadel Blue and White  
President: ..... Gen. Glenn M. Walters  
Director of athletics: ..... Mike Capaccio

### Team information

2021 record: ..... 12-39  
SoCon record: ..... 4-25 (4th Red)  
Home: ..... 10-22  
Away: ..... 2-17  
Neutral: ..... 0-0  
Letterwinners returning/lost: ..... 15/5  
Position starters returning/lost ..... 15/3  
Starting pitchers returning/lost: ..... 10/5  
Newcomers: ..... 15

### Media relations

Baseball contact: ..... John Bush  
Email: ..... jbrush@citadel.edu  
Office: ..... 843-953-6795  
Cell: ..... 270-293-0590  
Press box phone: ..... 843-965-4151  
Website: ..... CitadelSports.com



John Bush  
Baseball SID

### SoCon regular-season titles (13)

1960, 1971, 1975, 1979, 1982, 1983,  
1990, 1991, 1995, 1999, 2000, 2002,  
2010

### SoCon Championship titles (8)

1990, 1994, 1995, 1998, 1999, 2001, 2004, 2010

### NCAA appearances (13)

1960, 1975, 1979, 1982, 1983, 1990, 1994, 1995, 1998,  
1999, 2001, 2004, 2010

## 2022 SCHEDULE

Date	Opponent	Time (ET)
F18	FAIRLEIGH DICKINSON	3 p.m.
F19	FAIRLEIGH DICKINSON	3 p.m.
F20	FAIRLEIGH DICKINSON	11:30 p.m.
F22	at Charleston Southern	4 p.m.
F25	VILLANOVA	3 p.m.
F26	VILLANOVA	3 p.m.
F27	VILLANOVA	1 p.m.
M1	Charleston Southern	4 p.m.
M4	NORTHERN KENTUCKY	5 p.m.
M5	NORTHERN KENTUCKY	2 p.m.
M6	NORTHERN KENTUCKY	1 p.m.
M9	USC UPSTATE	5 p.m.
M12	SIENA	1 p.m.
M12	SIENA	4 p.m.
M13	SIENA	1 p.m.
M16	TEXAS	7 p.m.
M18	SAINT PETER'S	2 p.m.
M19	SAINT PETER'S	2 p.m.
M20	SAINT PETER'S	1 p.m.
M22	SOUTH CAROLINA	7 p.m.
M25	GEORGE MASON	6 p.m.
M26	GEORGE MASON	2 p.m.
M27	GEORGE MASON	1 p.m.
M29	NORTH FLORIDA	6 p.m.
A1	at Creighton	7:30 p.m.
A2	at Creighton	3 p.m.
A3	at Creighton	1 p.m.
A6	CHARLESTON SOUTHERN	6 p.m.
A8	at Mercer*	6 p.m.
A9	at Mercer*	2 p.m.
A10	at Mercer*	1 p.m.
A12	COLLEGE OF CHARLESTON	1 p.m.
A14	at VMI*	6 p.m.
A15	at VMI*	6 p.m.
A16	at VMI*	1 p.m.
A19	at North Florida	6:05 p.m.
A22	WESTERN CAROLINA*	6 p.m.
A23	WESTERN CAROLINA*	2 p.m.
A24	WESTERN CAROLINA*	1 p.m.
A26	at Winthrop	4 p.m.
A29	UNCG*	6 p.m.
A30	UNCG*	2 p.m.
M1	UNCG*	1 p.m.
M3	at Charleston Southern	6 p.m.
M6	at Wofford*	3 p.m.
M6	at Wofford*	6 p.m.
M8	at Wofford*	1 p.m.
M10	WINTHROP	6 p.m.
M13	SAMFORD*	2 p.m.
M14	SAMFORD*	1 p.m.
M15	SAMFORD*	1 p.m.
M17	at College of Charleston	6 p.m.
M19	at ETSU*	6 p.m.
M20	at ETSU*	5 p.m.
M21	at ETSU*	1 p.m.

\* - Southern Conference game

## 2022 BULLDOGS ROSTER

No.	Name	Pos.	B/T	Ht.	Wt.	Cl.	Hometown/previous school
0	Wells Sykes	OF	R/R	5-9	170	Fr.	Columbia, S.C./Lexington
1	Dylan Costa	INF	L/R	5-8	175	Gr.	Wellington, Fla./Florida Southern
2	Wesley Lane	OF	R/R	5-9	170	Sr.	Myrtle Beach, S.C./Socastee
3	Luke Montenery	UTIL	R/R	5-7	150	R-So.	Murrells Inlet, S.C./Waccamaw
4	Will Bastian	RHP	R/R	6-1	205	Sr.	Mount Pleasant, S.C./Bishop England
5	Sawyer Reeves	INF	R/R	6-2	185	R-Fr.	Lugoff, S.C./Lugoff Elgin
6	Anthony Badala	INF	R/R	6-3	210	Jr.	Palm Beach Gardens, Fla./Cardinal Newman
8	Garrett Dill	INF	R/R	5-11	210	Fr.	Greer, S.C./Greer
9	Ben Hutchins	C	R/R	6-1	190	R-So.	Inman, S.C./Boiling Springs
10	Crosby Jones	OF	L/R	6-0	195	Jr.	Columbia, S.C./Dutch Fork
12	Ryan McCarthy	OF	L/R	6-3	225	Gr.	Cumming, Ga./Pinecrest Academy
13	George Derek Floyd	LHP	L/L	5-10	185	Fr.	Florence, S.C./West Florence
14	Travis Lott	C	L/R	6-1	230	Jr.	Goose Creek, S.C./Stratford
15	Cameron Reeves	RHP	R/R	6-3	200	Sr.	Rock Hill, S.C./Northwestern
17	Fisher Paulsen	LHP	L/L	6-1	190	Fr.	Acworth, Ga./Allatoona
19	Jordan Beatson	RHP	R/R	6-2	210	Gr.	Irmo, S.C./Michigan State
18	Lathan Todd	RHP	R/R	5-11	195	Sr.	Sumter, S.C./Lakewood
20	Travis Elliott	INF	R/R	5-9	180	R-Fr.	Lexington, S.C./Gilbert
21	John Lanier	1B	L/L	6-4	220	R-So.	Blythewood, S.C./Blythewood
22	Tilo Skole	INF	L/R	5-10	180	Gr.	Johnson City, Tenn./Science Hill
23	Will Holmes	LHP/1B	L/L	6-0	205	Fr.	Spartanburg, S.C./Spartanburg
24	Gant Starling	RHP	R/R	6-1	227	Jr.	Wayne County, Ga./Wayne County
25	Chase Loggins	OF	R/R	6-0	205	Fr.	Daniel Island, S.C./Bishop England
28	Landon Beverly	RHP	R/R	5-10	190	Fr.	Aynor, S.C./Aynor
29	Antonio Colon	INF	R/R	5-10	175	R-Fr.	Saint John's Fla./Creekside
30	Luke Kissenberth	RHP	R/R	6-2	170	R-Fr.	Simpsonville, S.C./Southside Christian
31	Caleb Speedy	LHP	L/L	6-0	185	Jr.	Columbia, S.C./A.C. Flora
32	Noah Mitchell	INF	R/R	6-3	195	Jr.	Greenville, S.C./Eastside
33	Devin Beckley	RHP	R/R	6-4	230	Gr.	Camden, S.C./Camden
34	Cole Simpson	OF	L/L	6-2	220	Sr.	Pendleton, S.C./Pendleton
35	Jeffrey Zeigler	INF	R/R	6-1	210	R-Fr.	Moncks Corner, S.C./Berkeley
36	Tyler Dunn	RHP	R/R	6-1	175	Gr.	Salisbury, Md./Randolph Macon
37	Simon Graf	LHP	R/L	5-10	180	Jr.	Stone Mountain, Ga./Providence Christian Academy
38	Conner Cumiskey	RHP	R/R	5-10	185	R-Fr.	Highlands Ranch, Colo./Heritage
39	Chace Cooper	RHP	R/R	6-1	165	Jr.	Charleston, S.C./West Ashley
40	Gray Sobel	C	R/R	6-0	190	R-Fr.	Mount Pleasant, S.C./Oceanside Collegiate Academy
42	Matthew Polk	RHP	R/R	6-3	195	Fr.	Alpharetta, Ga./Cambridge
44	Dominick Poole	OF	R/R	5-11	175	Fr.	Randleman, N.C./Randleman
45	Wyatt Spurrier	UTIL	R/R	6-1	190	R-Fr.	Greenville, S.C./Eastside
47	Clay Wilson	OF	R/R	5-10	195	Jr.	Greenville, S.C./Greenville
50	Rohan Shah	OF	R/R	6-3	205	R-Fr.	Chicago, Ill./Lyons Township
	Campbell Brusman	INF/OF	R/R	5-9	170	Fr.	Mount Pleasant, S.C./Bishop England
	Max Childress	OF	R/R	6-2	200	Fr.	Columbia, S.C./A.C. Flora
	Grant Dowis	OF	R/R	5-11	175	R-So.	Simpsonville, S.C./Southside Christian
	Josh Woody	RHP	R/R	6-1	170	Fr.	Easley, S.C./Easley



## HEAD COACH TONY SKOLE

Alma mater: ..... The Citadel, 1991  
Hometown: ..... Roswell, Ga.  
Career record (years): ..... 619-717-1 (25)  
School record (years): ..... 53-122 (4)  
SoCon record (years): ..... 125-201 (12)  
SoCon Championship record (appearances): ..... 5-17 (10)  
NCAA appearances: ..... 1

### Assistant coaches

Blake Cooper ..... 2nd season (South Carolina, 2017)  
Zach Lucas ..... 3rd season (Louisville, 2015)  
Tag Montague ..... 1st season (VCU, 1998)

#SoConBSB



## 2021 RESULTS (12-39, 4-25 SOCON; 4TH RED)



**GRADUATE RYAN MCCARTHY**

Date	Opponent	Result	Date	Opponent	Result
F19	LONGWOOD	L, 5-12	A24	at UNCG*	L, 1-14
F20	LONGWOOD	L, 2-4	A27	at South Carolina	L, 5-9
F21	LONGWOOD	W, 9-6	A30	VMI*	L, 5-13
F26	NORTH FLORIDA	W, 8-4	M1	VMI*	L, 5-9
F27	NORTH FLORIDA	L, 2-3	M1	VMI*	L, 4-5
F27	NORTH FLORIDA	L, 6-13	M5	MISSISSIPPI STATE	L, 2-10
M3	at Jacksonville	W, 7-6	M7	at Wofford*	L, 2-11
M5	NORTH CAROLINA A&T	L, 6-7	M9	at Wofford*	L, 10-11
M6	NORTH CAROLINA A&T	W, 7-6	M9	at Wofford*	L, 0-9
M7	NORTH CAROLINA A&T	L, 1-12	M11	COLLEGE OF CHARLESTON	L, 3-6
M10	SOUTH CAROLINA	L, 7-11	M14	at Mercer*	L, 1-5
M12	DAVIDSON	W, 2-0	M15	at Mercer*	L, 5-8
M13	DAVIDSON	W, 19-0	M15	at Mercer*	W, 8-7
M14	DAVIDSON	W, 8-4	M18	at College of Charleston	L, 3-10
M19	WOFFORD*	W, 5-3	M20	WESTERN CAROLINA*	L, 1-2
M19	WOFFORD*	L, 4-5	M21	WESTERN CAROLINA*	L, 3-6
M20	WOFFORD*	L, 0-6	M21	WESTERN CAROLINA*	L, 0-21
M23	at South Carolina	L, 3-8			
M26	at Western Carolina*	L, 8-12			
M26	at Western Carolina*	L, 6-11			
M27	at Western Carolina*	CAN.			
A2	MERCER*	L, 2-12			
A3	MERCER*	L, 5-6			
A3	MERCER*	L, 2-12			
A6	at College of Charleston	L, 4-5			
A10	at Samford*	L, 11-12			
A10	at Samford*	L, 1-14			
A11	at Samford*	L, 4-8			
A14	JACKSONVILLE	W, 3-2			
A16	ETSU*	W, 5-4			
A17	ETSU*	L, 2-7			
A17	ETSU*	W, 6-4			
A20	COLLEGE OF CHARLESTON	L, 2-11			
A23	at UNCG*	L, 7-9			
A23	at UNCG*	L, 2-4			

\* - Southern Conference game

## 2021 STATISTICS

Batting	AVG	GP	GS	AB	R	H	2B	3B	HR	RBI	TB	SLG%	BB	HBP	SO	GDP	OB%	SF	SH	SB	ATT	PO	A	E	FLD%
Tyler Corbitt	.376	23	23	93	21	35	3	1	5	16	55	.591	8	2	16	2	.433	1	0	7	7	34	57	2	.978
Jeffery Brown	.341	49	49	208	31	71	8	2	1	19	86	.413	5	1	39	1	.355	3	1	13	19	143	1	1	.993
Crosby Jones	.306	50	49	183	12	56	10	2	2	22	76	.415	8	4	37	1	.347	1	5	1	3	86	4	2	.978
Adam Colon	.303	13	8	33	3	10	1	0	0	2	11	.333	2	0	10	0	.343	0	1	0	0	17	17	1	.971
Ryan McCarthy	.282	51	51	188	32	53	13	2	11	34	103	.548	28	3	67	1	.382	1	0	12	13	96	4	3	.971
John Lanier	.278	14	2	18	3	5	2	0	1	1	10	.556	0	1	8	0	.316	0	0	0	0	2	1	0	1.000
Wesley Lane	.269	18	5	26	7	7	2	0	0	2	9	.346	2	1	5	0	.345	0	1	1	1	7	1	0	1.000
Anthony Badala	.261	12	5	23	3	6	1	0	0	0	7	.304	1	0	8	0	.292	0	0	0	0	19	9	3	.903
Brooks O'Brien	.257	42	36	109	15	28	2	2	0	12	34	.312	7	3	26	1	.319	0	8	4	6	60	82	17	.893
Cole Simpson	.250	40	38	140	13	35	3	0	3	21	47	.336	11	4	30	2	.323	0	0	0	0	56	1	1	.983
Travis Lott	.239	43	41	138	19	33	9	0	3	18	51	.370	11	5	37	0	.312	3	0	0	0	296	36	3	.991
Noah Mitchell	.230	48	46	178	19	41	13	0	3	21	63	.354	16	1	36	5	.293	3	1	2	3	270	22	9	.970
Tilo Skole	.217	44	44	152	18	33	5	0	0	11	38	.250	8	1	23	3	.258	2	8	1	2	70	100	13	.929
Ben Hutchins	.216	17	10	37	7	8	1	0	3	7	18	.486	6	0	14	0	.326	0	0	0	0	84	7	1	.989
Logan Taplett	.211	38	33	114	14	24	3	0	0	8	27	.237	12	4	26	1	.308	0	3	2	2	22	45	11	.859
Cam Jensen	.145	23	19	69	6	10	1	0	2	5	17	.246	2	6	13	1	.231	1	1	2	4	45	1	0	1.000
Luke Montenery	.000	17	0	5	6	0	0	0	0	0	0	.000	2	0	3	0	.286	0	0	0	0	0	0	0	.000
Jake Pilarski	.000	1	0	1	0	0	0	0	0	0	0	.000	0	0	0	0	.000	0	0	0	0	1	6	1	.875
Totals	.265	51	51	1715	229	455	77	9	34	199	652	.380	129	36	398	18	.327	15	29	45	60	1316	437	80	.956
Opponents	.289	51	51	1764	399	510	106	16	49	367	795	.451	264	64	383	18	.395	28	36	68	84	1334	490	50	.973

LOB - Team (361), Opp (441). DPs turned - Team (28), Opp (35). IBB - Team (5), McCarthy 5, Opp (12).  
 Picked off - Brown 3, McCarthy 2, Corbitt 1, Jensen 1, Montenery 1, Colon 1, O'Brien 1.

Pitching	ERA	W	L	APP	GS	CG	SHO	CBO	SV	IP	H	R	ER	BB	SO	2B	3B	HR	AB	B/Avg	WP	HBP	BK	SFA	SHA
Cameron Reeves	5.60	3	10	21	13	0	0	1	0	82.0	78	58	51	43	85	18	0	9	320	.244	10	9	3	4	4
Jake Pilarski	6.00	2	3	21	13	0	0	1	1	87.0	107	67	58	40	93	24	5	13	355	.301	6	2	0	3	7
Lathan Todd	7.38	2	8	17	10	0	0	0	0	64.2	87	61	53	24	54	14	3	11	272	.320	5	4	0	3	4
Harmon Cox	2.45	0	0	4	0	0	0	0	0	3.2	1	2	1	6	2	0	0	11	.091	3	2	0	0	0	
Chace Cooper	4.33	2	0	25	0	0	0	1	0	35.1	31	21	17	21	28	4	1	2	134	.231	0	8	2	4	1
Caleb Speedy	5.23	0	0	12	1	0	0	0	0	10.1	11	7	6	9	5	0	0	39	.282	1	1	0	1	0	
Devin Beckley	7.04	1	6	26	6	0	0	1	3	47.1	55	50	37	34	46	11	1	4	191	.288	6	6	1	5	6
Austin Blakely	7.31	0	1	13	1	0	0	0	0	16.0	12	14	13	12	6	1	0	2	54	.222	4	5	0	1	3
Gant Starling	8.50	0	0	17	0	0	0	0	3	18.0	18	17	17	20	12	3	0	0	71	.254	2	8	0	1	1
Will Bastian	9.00	0	0	15	0	0	0	1	0	14.0	26	18	14	12	11	1	2	3	63	.413	8	1	0	1	2
Zach Jones	9.08	0	7	18	7	0	0	1	0	38.2	64	46	39	9	25	19	3	3	170	.376	2	6	2	4	5
Simon Graf	11.30	2	1	17	0	0	0	0	0	14.1	12	21	18	24	11	4	0	1	54	.222	3	6	0	1	3
Cole Simpson	11.57	0	0	2	0	0	0	0	0	2.1	4	3	3	0	1	1	0	0	10	.400	0	1	0	0	0
Logan Barker	14.40	0	2	9	0	0	0	0	0	5.0	4	14	8	10	4	1	1	1	20	.200	0	5	0	0	0
Totals	6.85	12	38	51	51	0	2	2	7	438.2	510	399	334	264	383	106	16	49	1764	.289	50	64	8	28	36
Opponents	4.09	38	12	51	51	4	3	2	11	444.2	455	229	202	129	398	77	9	34	1715	.265	44	36	4	15	29

PB - Team (15), Lott 13, Hutchins 2, Opp (9). Pickoffs - Team (3), Jones, Z. 1, Beckley 1, Lott 1, Opp (10).  
 SBA/ATT - Lott (53-65), Hutchins (15-19), Reeves (17-19), Todd (12-17), Pilarski (11-15), Beckley (10-12), Cooper (7-7), Blakely (3-3), Speedy (1-2), Starling (2-2), Bastian (1-2), Cox (2-2), Graf (1-1), Barker (0-1), Jones, Z. (1-1).



**THOMAS STADIUM**  
CAPACITY: 1,000

## ETSU BUCS

### Basic information

Location: ..... Johnson City, Tenn.  
 Founded: ..... 1911  
 Enrollment: ..... 14,000  
 Nickname: ..... Buccaneers  
 Colors: ..... Navy Blue and Gold  
 President: ..... Dr. Brian Noland  
 Director of athletics: ..... Scott Carter

### Team information

2021 record: ..... 24-25  
 SoCon record: ..... 13-16 (2nd Blue)  
 Home: ..... 15-11  
 Away: ..... 9-14  
 Neutral: ..... 0-0  
 Letterwinners returning/lost: ..... 26/6  
 Position starters returning/lost: ..... 7/3  
 Starting pitchers returning/lost: ..... 2/1  
 Newcomers: ..... 20

### Media relations

Baseball contact: ..... Thomas Artega  
 Email: ..... arteagat@etsu.edu  
 Office: ..... 423-439-8212  
 Cell: ..... 704-621-3268  
 Press box phone: ..... 704-621-3268  
 Website: ..... ETSUBucs.com



Thomas Artega  
Baseball SID

### SoCon regular-season titles (2)

1980, 1981

### SoCon Championship titles (0)

### NCAA appearances (3)

1980, 1981, 2013

## 2022 SCHEDULE

Date	Opponent	Time (ET)
F18	NORTHERN KENTUCKY	3 p.m.
F19	NORTHERN KENTUCKY	2 p.m.
F20	NORTHERN KENTUCKY	1 p.m.
F22	at Virginia Tech	4 p.m.
F25	WAGNER	3 p.m.
F26	WAGNER	2 p.m.
F27	WAGNER	1 p.m.
M1	at Tennessee	6:30 p.m.
M4	at Winthrop	3 p.m.
M5	at Winthrop	2 p.m.
M6	at Winthrop	1 p.m.
M8	at Clemson	4 p.m.
M11	RIDER	3 p.m.
M12	UNC ASHVILLE	3:30 p.m.
M13	RIDER	1 p.m.
M15	RADFORD	3 p.m.
M16	LAFAYETTE	6 p.m.
M18	TENNESSEE TECH	6 p.m.
M19	TENNESSEE TECH	2 p.m.
M20	TENNESSEE TECH	1 p.m.
M25	GEORGE WASHINGTON	6 p.m.
M26	GEORGE WASHINGTON	2 p.m.
M27	GEORGE WASHINGTON	1 p.m.
M29	RADFORD	6 p.m.
A1	at Baylor	7:30 p.m.
A2	at Baylor	4 p.m.
A3	at Baylor	2 p.m.
A5	APP STATE	6 p.m.
A8	at Western Carolina*	5 p.m.
A9	at Western Carolina*	2 p.m.
A10	at Western Carolina*	1 p.m.
A14	at Wofford*	6 p.m.
A15	at Wofford*	6 p.m.
A16	at Wofford*	2 p.m.
A19	at UNC Asheville	5 p.m.
A22	VMI*	6 p.m.
A23	VMI*	2 p.m.
A24	VMI*	1 p.m.
A26	at Radford	6 p.m.
A29	MERCER*	1 p.m.
A30	MERCER*	2 p.m.
M1	MERCER*	1 p.m.
M3	at App State	6 p.m.
M6	at Samford*	5 p.m.
M7	at Samford*	3 p.m.
M8	at Samford*	2 p.m.
M10	UNC ASHEVILLE	6 p.m.
M13	at UNCG*	6 p.m.
M14	at UNCG*	2 p.m.
M15	at UNCG*	1 p.m.
M19	THE CITADEL*	6 p.m.
M20	THE CITADEL*	6 p.m.
M21	THE CITADEL*	2 p.m.

\* - Southern Conference game

## 2022 BUCS ROSTER

No.	Name	Pos.	B/T	Ht.	Wt.	Cl.	Hometown/previous school
1	Skylar Cannady	OF/RHP	L/R	5-10	163	Jr.	Nicholasville, Ky./Walters State CC
2	Nathaniel Tate	RHP	R/R	6-1	177	Sr.	Manchester, Tenn./Coffee County Centennial
3	Ryan McCarthy	C	R/R	5-8	190	So.	Knoxville, Tenn./Cleveland State CC
4	Owen Kovacs	RHP	R/R	6-4	190	Jr.	Knoxville, Tenn./Farragut
5	Justin Hanvey	INF	R/R	6-1	175	Sr.	Purcellville, Va./Florence Darlington Technical
6	Kyle Rachels	INF	R/R	6-1	201	Jr.	Manteca, Calif./Modesto Junior College
7	Hunter Loyd	RHP	R/R	6-1	194	Jr.	Knoxville, Tenn./Christian Academy of Knoxville
8	Jared Paladino	INF	R/R	5-9	200	Jr.	Levittown, N.Y./Monroe College
9	Léo Jiminian	OF	R/R	5-8	174	Jr.	Saint-Lo, France/Clarendon College
10	Ashton King	INF	R/R	6-0	171	Jr.	Knoxville, Tenn./Farragut
11	Walker Trusley	RHP	R/R	6-2	187	So.	Powell, Tenn./Powell
12	Andrew Ronne	RHP	R/R	6-2	195	Fr.	Athens, Tenn./McMinn County
13	David Beam	OF	R/L	5-8	175	R-Sr.	Knoxville, Tenn./Bearden
14	Joseph Acosta	RHP	R/R	6-2	180	Sr.	Vineland, N.J./Vineland
15	Ethan Plyler	INF	R/R	6-0	173	Fr.	Lexington, S.C./River Bluff
16	Noah Webb	C	R/R	5-11	202	Jr.	Kodak, Tenn./Sevier County
17	Cam Norgren	INF	S/R	6-1	200	Gr.	Cary, N.C./North Carolina Central
18	Trevor Hanselman	RHP	R/R	5-9	165	Fr.	Tallahassee, Fla./North Florida Christian
19	Logen Sutton	INF	R/R	6-0	207	Fr.	Knoxville, Tenn./Powell
20	Cade Carlson	RHP	R/R	6-1	195	So.	Carmel, Ind./Lincoln Trail College
22	Ian Asken	RHP	R/R	6-9	282	So.	Apex, N.C./Catawba Valley CC
23	Irvin Hernandez	INF	S/R	5-7	170	Fr.	Cohutta, Ga./Coahulla Creek
24	Garett Wallace	OF	R/R	6-0	198	Jr.	Sanford, Fla./College of Central Florida
25	Matt Bollenbacher	RHP	R/R	6-1	202	R-Jr.	Powder Springs, Ga./Harrison
26	Landon Smiddy	RHP	R/R	6-0	226	Jr.	Knoxville, Tenn./Farragut
27	Kyle Richardson	C	R/R	5-10	202	Sr.	Zionsville, Ind./Zionsville Community
28	Bryce Hodge	INF	R/R	6-2	225	Sr.	Knoxville, Tenn./Walters State CC
29	Nathan Hickman	RHP	R/R	6-0	185	So.	Lenoir City, Tenn./Walters State CC
30	Colby Stuart	LHP	L/L	6-8	235	Sr.	Elon, N.C./Western Alamance
31	Zach Kirby	RHP	R/R	6-2	200	Sr.	Upland, Calif./Damien
32	Ashten Wong	INF	L/R	5-11	180	Fr.	Frisco, Texas/Memorial
33	Jackson Green	UTL	R/L	6-0	215	So.	Blackwood, N.J./Haddon Township
34	Daulton Montagna	LHP	L/L	5-10	170	Sr.	Pennsville, N.J./Pennsville Memorial
36	Anthony Nelson	LHP	L/L	5-9	168	Fr.	Pembroke Pines, Fla./American Heritage
37	James Schlegel	OF	R/R	5-11	195	Fr.	Evans, Ga./Aquinas
40	Jackson McDavid	RHP	R/R	6-4	198	So.	Kingsport, Tenn./Dobyns-Bennett
41	Tommy Barth	OF	R/L	5-11	190	Fr.	Brecksville, Ohio/Brecksville-Broadview Heights
42	Elijah Galyon	OF	L/R	5-10	235	Fr.	Seymour, Tenn./Seymour
45	Brady Jones	RHP	R/R	6-3	209	Sr.	Woodstock, Ga./Georgia Southern
---	Derek McCarley	LHP	L/L	5-4	175	Fr.	Seymour, Tenn./Seymour

## HEAD COACH JOE PENNUCCI



**Alma mater:** ..... Northern Colorado, 2002  
**Hometown:** ..... Loveland, Colo.  
**Career record (years):** ..... 98-74 (5)  
**School record (years):** ..... Same  
**SoCon record (years):** ..... 33-41 (5)  
**SoCon Championship record (appearances):** ..... 3-4 (2)  
**NCAA appearances:** ..... 0

### Assistant coaches

Jamie Pinzino ..... 2nd season (Tufts University, 1998)  
 Chad Marshall ..... 1st season (Stony Brook, 2012)  
 Nathan Fritz ..... 1st season (Milligan, 2008)

## 2021 RESULTS (24-25, 13-16 SOCON; 2ND BLUE)



**SENIOR BRYCE HODGE**

Date	Opponent	Result	Date	Opponent	Result
F20	NORTHERN KENTUCKY	W, 10-3	A23	WESTERN CAROLINA*	L, 3-0
F21	NORTHERN KENTUCKY	W, 3-2	A23	WESTERN CAROLINA*	W, 7-1
F21	NORTHERN KENTUCKY	L, 4-3	A24	WESTERN CAROLINA*	CAN.
F23	APP STATE	L, 5-4	A27	at Virginia Tech	L, 12-0
F26	UNC ASHEVILLE	W, 9-1	A30	at Mercer*	L, 13-8
F27	UNC ASHEVILLE	W, 6-3	M1	at Mercer*	W, 7-6
F27	UNC ASHEVILLE	W, 6-2	M1	at Mercer*	L, 8-4
M2	at Clemson	L, 7-3	M7	UNCG*	W, 5-1
M5	EASTERN KENTUCKY	W, 7-6	M8	UNCG*	L, 13-5
M6	EASTERN KENTUCKY	W, 3-2	M8	UNCG*	L, 9-6
M6	EASTERN KENTUCKY	L, 9-7	M11	at App State	W, 10-5
M9	RADFORD	W, 6-0	M14	at VMI*	L, 6-5
M12	at North Carolina Central	W, 14-3	M15	at VMI*	L, 3-1
M13	at North Carolina Central	W, 5-1	M15	at VMI*	W, 9-6
M13	at North Carolina Central	L, 3-2	M20	SAMFORD*	W, 11-1
M16	at Tennessee	L, 9-6	M21	SAMFORD*	W, 7-3
M19	VMI*	W, 4-0	M21	SAMFORD*	L, 7-6
M20	VMI*	L, 6-3			
M20	VMI*	W, 7-2			
M26	at Samford*	L, 7-3			
M26	at Samford*	L, 10-2			
M27	at Samford*	W, 5-1			
M30	at Radford	L, 9-5			
A2	at UNCG*	L, 9-2			
A3	at UNCG*	W, 4-1			
A3	at UNCG*	W, 6-3			
A6	VIRGINIA TECH	L, 15-5			
A10	WOFFORD*	L, 3-2			
A11	WOFFORD*	W, 7-4			
A11	WOFFORD*	L, 11-9			
A13	at Radford	CAN.#			
A16	at The Citadel	L, 5-4			
A17	at The Citadel*	W, 7-2			
A17	at The Citadel*	L, 6-4			

\* - Southern Conference game

## 2021 STATISTICS

Batting	AVG	GP	GS	AB	R	H	2B	3B	HR	RBI	TB	SLG%	BB	HBP	SO	GDP	OB%	SF	SH	SB	ATT	PO	A	E	FLD%
J. Madole	.500	2	0	2	0	1	0	0	0	0	1	.500	0	0	1	0	.500	0	0	0	0	0	0	0	.000
Ethan Cady	.305	44	44	167	36	51	12	1	14	44	107	.641	24	4	29	0	.401	2	0	5	6	48	1	0	1.000
Sean Kearney	.305	36	30	118	15	36	8	0	1	17	47	.398	6	1	26	1	.344	0	5	2	2	134	45	3	.984
Reese Farmer	.302	23	22	63	10	19	5	0	0	4	24	.381	5	2	22	0	.371	0	4	4	6	54	2	1	.982
Bryce Hodge	.295	38	37	146	24	43	11	0	10	40	84	.575	12	4	30	2	.362	1	2	0	0	265	15	0	1.000
Ashton King	.282	49	49	202	35	57	17	1	6	34	94	.465	18	1	31	4	.339	3	0	2	2	60	136	15	.929
David Beam	.240	48	48	171	29	41	7	0	4	22	60	.351	31	0	49	1	.351	3	4	3	6	58	0	2	.967
Jackson Green	.232	26	18	69	9	16	6	0	2	7	28	.406	6	1	22	0	.303	0	0	0	1	18	0	1	.947
Noah Webb	.232	28	24	82	17	19	6	0	5	17	40	.488	13	5	31	1	.359	3	0	2	2	126	11	3	.979
Kyle Richardson	.223	41	37	130	20	29	10	0	5	23	54	.415	24	2	38	0	.348	2	1	5	5	223	20	4	.984
Jake Lyle	.210	48	48	167	27	35	9	0	4	22	56	.335	21	9	45	2	.330	0	3	11	11	32	95	11	.920
JL Bland	.208	35	24	101	11	21	4	0	0	8	25	.248	8	2	30	0	.279	0	2	1	1	121	16	2	.986
Justin Hanvey	.194	24	18	62	9	12	5	0	1	5	20	.323	7	1	22	0	.286	0	3	1	1	40	48	1	.989
Markell Graham	.190	25	13	42	9	8	0	0	1	2	11	.262	3	2	14	1	.277	0	6	2	3	29	0	0	1.000
Drew Haynie	.136	17	13	44	5	6	1	0	2	3	13	.295	6	2	17	0	.269	0	1	0	1	20	36	4	.933
Ben Jackson	.061	31	16	49	8	3	1	0	0	1	4	.082	18	2	24	0	.333	0	2	1	4	32	2	0	1.000
Totals	.246	49	49	1615	264	397	102	2	55	249	668	.414	202	38	431	12	.341	14	33	39	51	1277	483	56	.969
Opponents	.259	49	49	1642	251	426	86	12	34	230	638	.389	169	60	432	28	.347	15	24	36	47	1275	397	49	.972

LOB - Team (364), Opp (383). DPs turned - Team (34), Opp (23). CI - Team (1), JL Bland 1, Opp (1). IBB - Team (11), E. Cady 6, J. Lyle 2, J. Hanvey 1, J. Green 1, B. Hodge 1, Opp (4). Picked off - M. Graham 2, N. Webb 2, J. Hanvey 1, J. Lyle 1, D. Beam 1, B. Jackson 1.

Pitching	ERA	W	L	APP	GS	CG	SHO	CBO	SV	IP	H	R	ER	BB	SO	2B	3B	HR	AB	B/Avg	WP	HBP	BK	SFA	SHA
Colby Stuart	3.22	6	1	14	14	0	0	0	0	86.2	74	34	31	23	73	17	1	7	311	.238	1	5	0	1	10
Hunter Loyd	4.11	5	5	14	13	0	0	1	0	72.1	57	42	33	32	83	14	0	4	268	.213	14	13	1	3	5
Nathaniel Tate	5.12	4	4	13	12	0	0	0	0	63.1	65	39	36	19	74	6	3	6	248	.262	6	8	0	2	0
Brandon Wallace	0.00	0	0	2	0	0	0	0	0	2.0	1	0	0	1	0	0	0	6	.167	0	1	0	0	0	0
Bubba Hubbard	0.00	0	0	1	0	0	0	0	0	1.0	0	0	0	2	1	0	0	3	.000	0	0	0	0	0	0
Zach Kirby	1.95	3	1	14	3	1	0	1	0	32.1	27	7	7	7	28	9	0	1	116	.233	4	4	0	2	2
Tucker Rogers	2.45	1	0	11	3	0	0	1	0	25.2	24	12	7	7	24	5	2	5	99	.242	3	5	0	3	0
Matthew Bollenbacher	2.45	1	0	13	0	0	0	0	0	6	25.2	25	7	6	22	4	0	1	100	.250	2	3	0	1	1
Seth Chavez	4.91	0	3	18	0	0	0	2	4	22.0	21	13	12	9	40	4	0	1	86	.244	4	5	0	1	1
Joseph Acosta	5.28	0	2	11	0	0	0	1	2	15.1	17	10	9	9	13	3	1	0	63	.270	4	0	0	0	2
Daulton Montagna	5.59	0	2	10	0	0	0	1	0	9.2	11	6	6	7	7	3	0	1	38	.289	2	3	0	0	0
Matthew Mercer	6.16	1	4	13	0	0	0	0	0	19.0	26	16	13	9	18	4	1	1	81	.321	5	3	1	0	1
Brady Jones	7.20	1	0	9	0	0	0	0	0	10.0	20	10	8	1	6	3	1	2	50	.400	2	0	2	1	0
Hunter Townsend	9.00	0	1	7	2	0	0	1	0	13.0	7	14	13	16	16	1	0	0	43	.163	5	1	0	1	0
Landon Smiddy	10.05	1	1	10	0	0	0	1	0	14.1	24	16	16	8	14	5	2	4	64	.375	3	4	0	0	0
Walker Joyce	11.57	1	0	4	0	0	0	0	0	4.2	9	6	6	1	6	2	0	0	22	.409	0	2	0	0	1
Walker Trusley	14.29	0	1	6	2	0	0	1	0	5.2	9	13	9	8	3	4	1	0	26	.346	1	1	0	0	0
Benjamin Aird	18.00	0	0	4	0	0	0	0	0	2.0	6	4	4	3	2	1	0	0	12	.500	2	2	0	0	0
Owen Kovacs	18.00	0	0	1	0	0	0	0	0	1.0	3	2	2	1	2	1	0	1	6	.500	0	0	0	0	0
Totals	4.63	24	25	49	49	1	2	2	12	425.2	426	251	219	169	432	86	12	34	1642	.259	58	60	4	15	24
Opponents	4.72	25	24	49	49	2	2	1	7	425.0	397	264	223	202	431	102	2	55	1615	.246	40	38	3	14	33

PB - Team (7), N. Webb 4, K. Richardson 3, Opp (7). Pickoffs - Team (8), C. Stuart 5, N. Webb 1, N. Tate 1, Z. Kirby 1, Opp (8), SBA/ATT - K. Richardson (15-19), N. Webb (14-18), C. Stuart (8-12), JL Bland (6-7), S. Chavez (5-5), H. Loyd (4-5), Z. Kirby (3-4), L. Smiddy (4-4), Bollenbacher (3-3), M. Mercer (2-2), D. Montagna (1-2), T. Rogers (1-2), N. Tate (0-2), W. Joyce (2-2), W. Trusley (1-1), J. Acosta (1-1), B. Jones (1-1), H. Townsend (0-1).




**ORTHOGEORGIA PARK**  
CAPACITY: 1,500

## MERCER BEARS

**Basic information**  
 Location: ..... Macon, Ga.  
 Founded: ..... 1833  
 Enrollment: ..... 9,000  
 Nickname: ..... Bears  
 Colors: ..... Orange and Black  
 President: ..... William D. Underwood  
 Director of athletics: ..... Jim Cole

**Team information**  
 2021 record: ..... 35-22  
 SoCon record: ..... 18-9 (2nd Red)  
 Home: ..... 21-8  
 Away: ..... 14-12  
 Neutral: ..... 0-2  
 Letterwinners returning/lost: ..... 24/11  
 Position starters returning/lost: ..... 8/1  
 Starting pitchers returning/lost: ..... 11/5  
 Newcomers: ..... 18

**Media relations**  
 Baseball contact: ..... Zach Durkee  
 Email: ..... durkee\_zj@mercer.edu  
 Office: ..... 478-301-5219  
 Cell: ..... 478-973-4355  
 Press box: ..... 478-973-4355  
 Website: ..... MercerBears.com



Zach Durkee  
Baseball SID

**SoCon regular-season titles (3)**  
 2015, 2016, 2017

**SoCon Championship titles (2)**  
 2015, 2019

**NCAA appearances (4)**  
 2010, 2013, 2015, 2019

## 2022 SCHEDULE

Date	Opponent	Time (ET)
F18	EASTERN KENTUCKY	6 p.m.
F19	EASTERN KENTUCKY	2 p.m.
F20	EASTERN KENTUCKY	1 p.m.
F22	FLORIDA A&M	6 p.m.
F23	FLORIDA A&M	6 p.m.
F25	SIUE	6 p.m.
F26	SIUE	2 p.m.
F27	SIUE	1 p.m.
M1	FLORIDA STATE	6 p.m.
M4	UNC ASHEVILLE	6 p.m.
M5	UNC ASHEVILLE	6 p.m.
M6	UNC ASHEVILLE	2 p.m.
M9	GEORGIA TECH	6 p.m.
M11	ST. PETER'S	6 p.m.
M12	ST. PETER'S	2 p.m.
M13	ST. PETER'S	1 p.m.
M16	GEORGIA SOUTHERN	6 p.m.
M18	at South Florida	TBA
M19	at South Florida	TBA
M20	at South Florida	TBA
M22	CHARLESTON SOUTHERN	6 p.m.
M23	JACKSONVILLE STATE	6 p.m.
M25	at Utah	TBA
M26	at Utah	TBA
M27	at Utah	TBA
M29	GEORGIA STATE	6 p.m.
A1	at Seton Hall	4 p.m.
A2	at Seton Hall	1 p.m.
A3	at Seton Hall	12 p.m.
A5	at Charleston Southern	TBA
A8	THE CITADEL*	6 p.m.
A9	THE CITADEL*	2 p.m.
A10	THE CITADEL*	1 p.m.
A12	at Florida A&M	4 p.m.
A14	at UNCG*	6 p.m.
A15	at UNCG*	2 p.m.
A16	at UNCG*	1 p.m.
A19	at Georgia Tech	6 p.m.
A22	WOFFORD*	6 p.m.
A23	WOFFORD*	2 p.m.
A24	at WOFFORD*	1 p.m.
A27	at Jacksonville State	7 p.m.
A29	ETSU*	1 p.m.
A30	ETSU*	2 p.m.
M1	ETSU*	1 p.m.
M6	at Western Carolina*	5 p.m.
M7	at Western Carolina*	2 p.m.
M8	at Western Carolina*	1 p.m.
M10	at Georgia State	6 p.m.
M13	VMI*	6 p.m.
M14	VMI*	2 p.m.
M15	VMI*	1 p.m.
M17	at Georgia Southern	6 p.m.
M19	at Samford*	5 p.m.
M20	at Samford*	3 p.m.
M21	at Samford*	2 p.m.

\* - Southern Conference game

## 2022 BEARS ROSTER

No.	Name	Pos.	B/T	Ht.	Wt.	Cl.	Hometown/previous school
2	Antonio Brown	IF/OF	R/R	5-9	180	So.	Vernon Hills, Ill./Vernon Hills
3	William Mapes	MIF	R/R	5-10	185	Gr.	Alpharetta, Ga./North Georgia
4	Bill Knight	OF	R/R	6-1	195	Jr.	Perkins, Ga./Burke County
5	Ryan Archibald	INF	L/R	6-2	225	Jr.	Churchville, Md./West Virginia
6	Jozsef Rohrbacher	C/IF	L/R	5-10	180	So.	Tallahassee, FL/Chipola College
7	Will Bowdoin	RHP	R/R	5-9	170	Jr.	St. Simons Island, Ga./Glynn Academy
8	Colby Thomas	OF	R/R	6-0	190	So.	Valdosta, Ga./Valdosta
9	David Burke	IF	R/R	6-0	200	So.	Roswell, Ga./Roswell
10	Angelo DiSpigna	IF	L/R	6-5	220	Jr.	Lawrenceville, Ga./Brookwood
11	Le Bassett	IF	L/R	5-10	190	R-Jr.	Tifton, Ga./Tift County
12	Robert Bennett	LHP	R/L	6-2	210	Jr.	Lilburn, Ga./Chipola College
13	Treyson Hughes	OF	L/L	6-3	170	Fr.	Warner Robins, Ga./Houston County
14	Jackson Cherry	OF	L/R	5-11	180	So.	Forest, Va./Jefferson Forest
15	Caleb Ellard	OF	R/R	6-3	210	Fr.	Rome, Ga./Rome
16	Tanner Hall	LHP	L/L	6-0	210	Gr.	Warner Robins, Ga./Armstrong State
17	Wesley Franklin	IF/RHP	R/R	6-3	210	So.	Lilburn, Ga./Brookwood
18	Ryan Lobus	RHP	R/R	6-2	170	So.	Woodstock, Ga./Chattanooga State CC
19	Landon Underhill	IF/OF	L/R	6-0	180	Fr.	Newnam, Ga./East Coweta
20	Collin Price	C/OF	R/R	6-6	205	Jr.	Suwanee, Ga./Lambert
21	Colton Cospier	LHP	L/L	6-1	160	Fr.	Carrollton, Ga./Carrollton
22	Trevor Rider	IF	L/R	6-3	185	So.	Lula, Ga./East Hall
23	Blake Schmitt	C	L/R	6-0	200	Jr.	Franklin, Tenn./Purdue
24	Zach Turner	RHP	R/R	6-2	190	So.	Acworth, Ga./North Cobb Christian School
25	Luke Sutko	RHP	R/R	6-4	210	Sr.	Woodstock, Ga./St. Johns River State CC
26	CJ Keckler	C	R/R	6-3	210	Jr.	Biloxi, Miss./Hinds CC
27	Declan Champey	RHP	R/R	6-2	180	So.	New Bern, N.C./New Bern
28	Holton McGaha	LHP	L/L	6-3	195	Jr.	Danielsville, Ga./Madison County
29	Josh Harlow	RHP	R/R	6-3	215	Fr.	Garner, N.C./Pitt CC
30	Braden Bamburowski	LHP	L/L	6-4	200	Fr.	Cumming, Ga./Lambert
31	Jackson Kelley	RHP	R/R	6-0	185	Jr.	Marietta, Ga./The Walker School
32	Fred Wilson	LHP	L/L	6-0	170	So.	Powder Springs, Ga./Hillgrove
33	Josh Farmer	RHP	R/R	6-3	165	R-Jr.	Bogart, Ga./North Oconee
34	Trevor Austin	IF	R/R	6-0	175	R-Jr.	Suwanee, Ga./Home School
35	Beau Healy	LHP	L/L	6-3	215	Sr.	Chattahoochee Hills, Ga./Southern Union State CC
36	Garrett Sloan	RHP	R/R	6-4	185	So.	Albany, Ga./Terrell Academy
37	Jess Ackerman	LHP	L/L	6-3	215	Fr.	Cumming, Ga./North Forsyth
39	Shep Hancock	RHP	L/R	6-3	225	So.	Sharpsburg, Ga./Trinity Christian School
40	Alex McKay	RHP	R/R	5-11	160	So.	Powder Springs, Ga./Hillgrove
41	Dominik Ramil	IF	R/R	5-10	170	So.	Davie, Fla./Archbishop McCarthy
42	Jaxon O'Neal	LHP	L/L	6-1	180	Fr.	Newnan, Ga./Gordon State College
43	Clay Simpson	C	R/R	5-7	150	So.	Jackson, Tenn./Madison Magnet
44	Caleb Bohn	RHP	R/R	6-4	190	R-Fr.	Cumming, Ga./Pinecrest Academy
45	Henry Gies	C	R/R	6-3	210	So.	Dunwoody, Ga./Dunwoody
46	Sam Stewart	C	R/R	6-0	200	So.	Gainesville, Ga./Lakeview Academy
47	Walt Thomas	RHP	R/R	6-7	200	So.	Greenwood, S.C./Spartanburg Methodist College
48	Spencer Borgel	LHP	L/L	5-9	170	So.	Powder Springs, Ga./Hillgrove
49	Avery Stephans	RHP	R/R	6-4	240	Fr.	Valdosta, Ga./Northwest Florida State College
50	Worth Smith	C	R/R	6-0	195	Fr.	Sylvestor, Ga./Worth County
51	Evan Bilson	IF	R/R	5-9	180	Fr.	Roswell, Ga./Blessed Trinity



## HEAD COACH CRAIG GIBSON

**Alma mater:** ..... Mercer, 1986  
**Hometown:** ..... Macon, Ga.  
**Career record (years):** ..... 591-407 (19)  
**School record (years):** ..... Same  
**SoCon record (years):** ..... 92-53 (7)  
**SoCon Championship record (appearances):** ..... 17-9 (6)  
**NCAA appearances:** ..... 4

**Assistant coaches**  
 Willie Stewart ..... 7th season (UNC Asheville, 2000)  
 Cory Barton ..... 1st season (Memphis, 2007)  
 Ian Humphrey ..... 5th season (Marshall, 2013)

#SoConBSB

## 2021 RESULTS (35-22, 18-9 SOCON; 2ND RED)



**JUNIOR BILL KNIGHT**

Date	Opponent	Result	Date	Opponent	Result
F20	JACKSON STATE	W, 9-0	A11	UNCG*	W, 17-0
F20	JACKSON STATE	W, 10-0	A11	UNCG*	W, 7-3
F21	JACKSON STATE	W, 14-0	A14	at Georgia Southern	L, 2-3
F24	at Georgia Tech	L, 3-7	A16	at VMI*	L, 3-4
F26	SOUTHERN ILLINOIS	L, 7-17	A17	at VMI*	L, 4-5
F27	SOUTHERN ILLINOIS	L, 5-11	A17	at VMI*	L, 0-10
F28	SOUTHERN ILLINOIS	L, 2-5	A21	GEORGIA STATE	W, 17-4
M2	at Florida State	CAN.	A23	at Samford*	L, 9-10
M5	at South Carolina	L, 1-5	A23	at Samford*	W, 12-5
M6	at South Carolina	L, 0-4	A24	at Samford*	W, 5-4
M7	at South Carolina	L, 0-1	A28	at Kennesaw State	W, 12-10
M10	FLORIDA A&M	W, 10-3	A30	ETSU*	W, 13-8
M12	MARSHALL	W, 3-1	M1	ETSU*	L, 6-7
M13	MARSHALL	L, 10-11	M1	ETSU*	W, 8-4
M14	MARSHALL	L, 9-19	M5	KENNESAW STATE	W, 10-0
M16	at Florida A&M	W, 13-4	M7	at Western Carolina*	W, 11-9
M17	at Florida A&M	W, 10-6	M7	at Western Carolina*	W, 8-7
M19	WESTERN CAROLINA*	CAN.	M8	at Western Carolina*	W, 14-1
M19	BRADLEY	W, 11-9	M11	at Georgia State	W, 7-4
M20	BRADLEY	W, 12-11	M14	THE CITADEL*	W, 5-1
M20	BRADLEY	W, 15-5	M15	THE CITADEL*	W, 8-5
M20	WESTERN CAROLINA*	CAN.	M15	THE CITADEL*	L, 7-8
M20	WESTERN CAROLINA*	CAN.	M18	GEORGIA SOUTHERN	W, 5-1
M23	at Georgia State	W, 5-3	M20	at Wofford*	W, 7-5
M26	WOFFORD*	W, 6-4	M21	at Wofford*	L, 3-10
M27	WOFFORD*	W, 13-7	M21	at Wofford*	L, 0-6
M27	WOFFORD*	L, 2-12	M27	vs. Samford*	L, 8-10
M30	at Florida	CAN.	M28	vs. Wofford*	L, 7-8
M31	at Florida State	L, 1-8			
A2	at The Citadel*	W, 12-2			
A3	at The Citadel*	W, 6-5			
A3	at The Citadel*	W, 12-2			
A6	GEORGIA STATE	W, 5-1			
A10	UNCG*	W, 7-4			

\* - Southern Conference game  
 § - SoCon Championship (Flour Field; Greenville, S.C.)

## 2021 STATISTICS

Batting	AVG	GP	GS	AB	R	H	2B	3B	HR	RBI	TB	SLG%	BB	HBP	SO	GDP	OB%	SF	SH	SB	ATT	PO	A	E	FLD%
Garett Delano	.337	52	52	190	37	64	13	1	9	52	106	.558	31	2	35	0	.433	1	3	3	5	62	96	5	.969
Bill Knight	.325	57	57	228	59	74	16	2	10	50	124	.544	18	15	39	5	.405	3	6	5	6	133	6	3	.979
David Burke	.309	39	19	68	17	21	5	0	3	8	35	.515	9	1	12	1	.397	0	2	0	0	7	26	0	1.000
RJ Yeager	.308	57	57	234	49	72	17	2	13	50	132	.564	17	6	35	3	.363	5	10	10	11	72	145	7	.969
Trevor Austin	.297	57	57	182	39	54	5	0	0	17	59	.324	22	8	34	1	.393	2	5	5	7	58	84	5	.966
Brandon Michie	.291	57	57	206	52	60	15	0	12	46	111	.539	34	11	63	3	.413	3	2	5	7	106	4	1	.991
Le Bassett	.288	30	21	66	16	19	6	0	5	13	40	.606	17	4	22	0	.460	0	0	0	0	0	0	0	.000
Collin Price	.285	53	49	179	35	51	9	1	7	32	83	.464	22	6	31	1	.380	1	6	3	3	345	48	4	.990
Jordan Ammons	.273	27	3	33	5	9	2	0	2	12	17	.515	4	1	10	0	.359	1	1	2	2	9	0	0	1.000
Antonio Brown	.273	30	0	11	6	3	0	0	0	1	3	.273	0	0	3	0	.273	0	0	2	4	3	2	2	.750
Angelo DiSpigna	.266	57	57	199	44	53	14	0	15	45	112	.563	32	10	63	1	.391	2	5	5	8	425	32	5	.989
Jackson Cherry	.256	33	12	43	13	11	3	0	3	9	23	.535	9	1	13	0	.396	0	1	4	4	1	0	0	1.000
Trevor Rider	.250	11	0	8	4	2	1	0	0	2	3	.375	2	0	4	0	.400	0	0	0	0	4	2	0	1.000
Colby Thomas	.247	53	52	190	40	47	12	1	10	37	91	.479	24	8	53	3	.356	0	0	9	11	88	6	4	.959
Ryan Archibald	.206	19	6	34	4	7	0	0	3	6	16	.471	4	2	15	0	.325	0	0	0	0	13	0	0	1.000
CJ Keckler	.154	26	12	39	4	6	1	0	0	2	7	.179	4	3	17	0	.277	1	1	0	0	115	11	3	.977
Blake Schmitt	.000	15	1	12	3	0	0	0	0	4	0	.000	6	1	8	0	.368	0	0	0	0	11	3	0	1.000
James MacCallum	.000	5	0	2	0	0	0	0	0	0	0	.000	1	0	0	0	.333	0	0	0	0	4	0	0	1.000
Dominik Ramil	.000	2	0	2	1	0	0	0	0	0	0	.000	0	0	0	0	.000	0	0	0	0	0	1	0	1.000
Alex McKay	.000	1	1	1	0	0	0	0	0	0	0	.000	0	0	0	0	.000	0	0	0	0	0	0	0	.000
Luke Sutko	.000	1	0	0	0	0	0	0	0	0	0	.000	0	1	0	0	1.000	0	0	0	0	1	8	0	1.000
Totals	.287	57	57	1927	428	553	119	7	92	386	962	.499	256	80	457	18	.390	19	42	53	68	1476	511	41	.980
Opponents	.279	57	57	1913	319	534	65	8	72	298	831	.434	208	55	489	20	.363	17	30	74	98	1446	428	57	.970

LOB - Team (450), Opp (429). DPs turned - Team (30), Opp (29). TPs turned - Team (1), Opp (1). C.I - Team (1), C. Price 1. IBB - Team (15), A. DiSpigna 5, G. Delano 3, B. Michie 3, L. Bassett 2, C. Price 1, RJ Yeager 1, Opp (24). Picked off - C. Thomas 2, B. Knight 2, RJ Yeager 1.

Pitching	ERA	W	L	APP	GS	CG	SHO	CBO	SV	IP	H	R	ER	BB	SO	2B	3B	HR	AB	B/Avg	WP	HBP	BK	SFA	SHA	
Jackson Kelley	3.67	3	4	25	14	0	0	0	2	1	68.2	73	33	28	30	73	8	1	7	261	.280	3	12	1	3	5
Taylor Lobus	4.25	9	3	24	7	0	0	2	0	0	72.0	66	43	34	30	73	7	0	8	269	.245	11	2	0	1	5
Garett Delano	4.32	6	1	15	12	0	0	1	0	0	81.1	68	43	39	20	60	10	1	13	295	.231	5	9	0	1	8
Declan Champey	0.00	0	0	1	0	0	0	0	0	0	0.2	0	0	0	1	1	0	0	0	.000	0	0	0	0	0	0
Luke Sutko	4.31	3	5	31	0	0	0	1	12	48.0	66	26	23	14	58	8	2	5	198	.333	1	4	1	1	6	
Wesley Franklin	4.87	1	0	18	0	0	0	3	0	20.1	19	12	11	10	17	3	0	2	76	.250	1	1	0	2	0	
Josh Farmer	5.13	4	1	25	5	0	0	1	0	54.1	68	32	31	15	38	6	1	7	219	.311	2	4	0	4	2	
Tommy Green	6.38	4	4	24	10	0	0	3	0	55.0	60	43	39	18	63	3	0	10	218	.275	4	4	2	0	2	
Zach Turner	6.59	1	0	16	0	0	0	1	0	13.2	10	10	10	9	21	2	1	4	49	.204	4	4	0	0	0	
Robert Bennett	6.60	3	0	23	0	0	0	2	0	15.0	19	13	11	13	14	4	0	4	63	.302	1	0	0	0	0	
Fred Wilson	7.07	1	3	15	9	0	0	2	0	28.0	35	23	22	15	31	4	1	4	118	.297	4	4	1	3	0	
David Moore	7.24	0	1	21	0	0	0	2	0	13.2	13	12	11	19	26	2	0	0	49	.265	5	5	0	0	0	
Shep Hancock	7.71	0	0	3	0	0	0	0	0	2.1	3	2	2	3	0	0	0	1	9	.333	0	0	0	0	1	
Will Bowdoin	8.59	0	0	11	0	0	0	1	0	7.1	7	7	5	6	4	0	0	2	32	.344	1	2	0	1	0	
Garrett Sloan	10.80	0	0	8	0	0	0	1	0	10.0	15	12	12	1	7	4	1	2	41	.366	0	3	0	1	1	
Spencer Borgel	18.00	0	0	2	0	0	0	0	0	1.0	4	2	2	1	1	0	0	1	7	.571	0	0	0	0	0	
Alex McKay	40.50	0	0	2	0	0	0	0	0	0.2	4	5	3	2	0	0	0	2	7	.571	1	0	0	0	0	
Holton McGaha	99.00	0	0	1	0	0	0	0	0	0.0	0	1	1	2	0	0	0	0	0	.000	1	1	0	0	0	
Totals	5.23	35	22	57	57	0	4	5	13	492.0	534	319	286	208	489	65	8	72	1913	.279	44	55	3	17	30	
Opponents	7.36	22	35	57	57	1	5	4	9	482.0	553	428	394	256	457	119	7	92	1927	.287	76	80	3	19	42	

PB - Team (8), C. Price 6, CJ Keckler 2, Opp (15). Pickoffs - Team (7), G. Delano 2, J. Kelley 2, D. Moore 1, L. Sutko 1, C. Price 1, Opp (5). SBA/ATT - C. Price (54-73), J. Kelley (13-18), J. Farmer (14-16), CJ Keckler (13-15), T. Lobus (9-13), G. Delano (5-10), T. Green (8-9), F. Wilson (8-8), B. Schmitt (7-8), D. Moore (5-7), Z. Turner (5-6), R. Bennett (3-5), L. Sutko (3-5), W. Franklin (1-1).



**UNCG BASEBALL STADIUM**  
CAPACITY: 3,500

## UNCG SPARTANS

### Basic information

Location: ..... Greensboro, N.C.  
 Founded: ..... 1891  
 Enrollment: ..... 20,196  
 Nickname: ..... Spartans  
 Colors: ..... Blue and Gold  
 Chancellor: ..... Dr. Franklin Gilliam Jr.  
 Director of athletics: ..... Brian Mackin

### Team information

2021 record: ..... 27-25  
 SoCon record: ..... 12-18 (4th Blue)  
 Home: ..... 12-10  
 Away: ..... 15-15  
 Neutral: ..... 0-0  
 Letterwinners returning/lost: ..... 22/12  
 Position starters returning/lost: ..... 7/2  
 Starting pitchers returning/lost: ..... 5/1  
 Newcomers: ..... 12

### Media relations

Baseball contact: ..... Jesika Moore  
 Email: ..... j\_moore7@uncg.edu  
 Office: ..... 336-334-5615  
 Cell: ..... 813-465-2205  
 Press box: ..... 336-334-5625  
 Website: ..... UNCGSpartans.com



Jesika Moore  
Baseball SID

### SoCon regular-season titles (2)

1998, 2018

### SoCon Championship titles (1)

2017

### NCAA appearances (3)

1994, 1997, 2017

## 2022 SCHEDULE

Date	Opponent	Time (ET)
F18	at South Carolina	4 p.m.
F19	at South Carolina	12:30 p.m.
F20	at South Carolina	1:30 p.m.
F22	at Wake Forest	4 p.m.
F25	APP STATE	4 p.m.
F26	APP STATE	4 p.m.
F27	APP STATE	1 p.m.
M1	at NC A&T	4 p.m.
M4	TOWSON	4 p.m.
M5	TOWSON	2 p.m.
M6	TOWSON	1 p.m.
M8	NC STATE	3 p.m.
M9	at Gardner-Webb	4 p.m.
M11	at Elon	4 p.m.
M12	at Elon	2 p.m.
M13	ELON	2 p.m.
M15	CAMPBELL	4 p.m.
M18	at UCF	6 p.m.
M19	at UCF	6 p.m.
M20	at UCF	1 p.m.
M22	High Point	6 p.m.
M25	at Davidson	6 p.m.
M26	DAVIDSON	3 p.m.
M27	DAVIDSON	2 p.m.
M29	Gardner-Webb	6 p.m.
A1	LONGWOOD	6 p.m.
A2	LONGWOOD	2 p.m.
A3	LONGWOOD	1 p.m.
A5	at High Point	6 p.m.
A8	at Wofford*	6 p.m.
A9	at Wofford*	3 p.m.
A10	at Wofford*	1 p.m.
A12	WAKE FOREST	6 p.m.
A15	MERCER*	6 p.m.
A16	MERCER*	2 p.m.
A17	MERCER*	1 p.m.
A19	NC A&T	6 p.m.
A22	SAMFORD*	6 p.m.
A23	SAMFORD*	2 p.m.
A24	SAMFORD*	1 p.m.
A27	at Campbell	6 p.m.
A29	at The Citadel*	6 p.m.
A30	at The Citadel*	2 p.m.
M1	at The Citadel*	1 p.m.
M6	VMI*	6 p.m.
M7	VMI*	2 p.m.
M8	VMI*	1 p.m.
M11	COASTAL CAROLINA	3 p.m.
M13	ETSU*	6 p.m.
M14	ETSU*	2 p.m.
M15	ETSU*	1 p.m.
M17	at NC State	6 p.m.
M19	at Western Carolina*	5 p.m.
M20	at Western Carolina*	5 p.m.
M21	at Western Carolina*	2 p.m.

\* - Southern Conference game

## 2022 SPARTANS ROSTER

No.	Name	Pos.	B/T	Ht.	Wt.	Cl.	Hometown/previous school
1	Jack Lange	INF	R/R	5-11	182	Fr.	Whispering Pines, N.C./Union Pines
2	Zack Budzik	INF	R/R	5-9	175	Jr.	Stallings, N.C./Sun Valley HS
3	Dosi Jonas	INF	R/R	5-11	204	So.	Stanley, N.C./Spartanburg Methodist
5	Daniel Cerda	INF	R/R	5-11	165	Jr.	Santiago, DR/Chipola College
6	Rowan Watt	INF	R/R	6-0	175	Fr.	Goldsboro, N.C./Wayne County Day
7	Kennedy Jones	OF/INF	R/R	6-1	212	Fr.	Norfolk, Va./Maury
8	Bradley Bott	OF	L/L	6-0	190	So.	Fort Mill, S.C./Nation Ford
9	Ethan Mckay	OF	R/R	5-11	184	Fr.	Carthage, N.C./Union Pines
10	Luke Jenkins	UTIL	L/R	6-4	205	Fr.	Greensboro, N.C./Grimsley
11	Collin Fowler	OF	R/R	6-3	211	So.	Taylors, SC/Spartanburg Methodist
12	Grant Jarman	INF	L/R	6-4	176	So.	Greenville, N.C./JH Rose
13	Ryan Rouse	RHP	R/R	6-6	188	So.	Morehead City, N.C./West Carteret
14	Mitchell Smith	C	R/R	6-0	207	So.	Pickerington, Ohio/Columbia State CC
15	Josh Cope	C	R/R	6-0	184	Fr.	Cleveland, Ohio/Mayfield
16	Austin Koehn	RHP	R/R	6-2	226	Jr.	Bel Air, Md./Patterson Mill
17	Wesley Buck	LHP	L/L	6-4	205	Fr.	King, N.C./South Stokes
18	Hogan Windish	INF	R/R	6-1	222	Jr.	Jefferson, N.C./Ashe County
19	Matt Kemp	INF	R/R	6-1	188	So.	Randleman, N.C./Randleman
20	Dallas Callahan	C	L/R	5-11	187	Jr.	Inman, SC/Brunswick CC
21	Greg Hardison	OF	L/R	6-1	185	Sr.	Greenville, N.C./JH Rose
22	Banks Cox	C	R/R	6-0	207	Fr.	Winston-Salem, N.C./West Forsyth
23	Brett Kelly	OF	R/L	5-10	170	Fr.	Clermont, Fla./The First Academy
26	Cam Noble	RHP	L/L	6-0	150	So.	Kinston, N.C./Brunswick CC
27	Caleb Freeman	RHP	R/R	6-4	217	Fr.	Greer, S.C./P27 Academy
29	Pres Cavenaugh	OF	L/L	6-0	206	So.	Charlotte, N.C./Myers Park
30	Brandon Wallace	RHP	R/R	5-10	178	So.	Pleasant Garden, S.C./ETSU
31	Jake Wolf	RHP	R/R	6-0	170	Jr.	Apex, N.C./Middle Creek
32	Zack Mallia	RHP/INF	R/R	6-4	230	So.	Crozet, Va./Western Albemarle
33	Jared Mathewson	LHP	L/L	5-11	184	Sr.	Granite Falls, NC./Mars-Hill
34	Kross Robinson	LHP	R/R	6-4	208	Sr.	Morgantown, N.C./Brevard College
35	Sam Murchison	RHP	R/R	6-1	178	So.	Siler City, N.C./NC Central
36	Alex Hoppe	RHP	R/R	6-1	200	Sr.	Clinton, Iowa/Unity Christian
37	Price King	LHP	L/L	6-2	250	Jr.	Wilmington, N.C./Brunswick CC
38	Austin Parsley	RHP	R/R	6-1	192	Sr.	Charlotte, N.C./St. Johns River State
44	KJ Wells	RHP	R/R	6-0	203	So.	Elon, N.C./Louisburg College
48	Hunter Shuey	RHP	R/R	6-3	192	Fr.	Hamburg, Pa./Hamburg


## HEAD COACH BILLY GODWIN



**Alma mater:** ..... Atlantic Christian, 1986  
**Hometown:** ..... Rocky Mount, N.C.  
**Career record (years):** ..... 635-329-1 (17)  
**School record (years):** ..... 39-30 (2)  
**SoCon record (years):** ..... 12-18 (2)  
**SoCon Championship record (appearances):** ..... 0-0 (0)  
**NCAA appearances:** ..... 5

### Assistant coaches

Greg Starbuck ..... 3rd season (Winston-Salem State, 1991)  
 Hunter Allen ..... 3rd season (East Carolina, 2016)  
 Kevin Westlake ..... 1st season (Campbell, 2021)



**SENIOR AUSTIN PARSLEY**

## 2021 RESULTS (27-25, 12-18 SOCON; 4TH BLUE)

Date	Opponent	Result	Date	Opponent	Result
F19	ELON	L, 4-7	A17	at Wofford*	L, 10-11
F20	ELON	W, 8-3	A17	at Wofford*	L, 0-5
F21	ELON	W, 3-2	A20	NORTH CAROLINA A&T	W, 8-2
F23	at NC State	W, 16-13	A23	THE CITADEL*	W, 9-7
F26	at High Point	CAN.	A23	THE CITADEL*	W, 4-2
F27	at High Point	W, 4-2	A24	THE CITADEL*	W, 14-1
F28	HIGH POINT	W, 6-5	A27	at High Point	W, 12-3
F28	HIGH POINT	L, 3-4	A30	WESTERN CAROLINA*	W, 17-8
M2	CHARLOTTE	W, 9-7	M1	WESTERN CAROLINA*	W, 6-4
M5	at Elon	W, 7-3	M1	WESTERN CAROLINA*	L, 1-7
M6	at Elon	W, 9-3	M7	at ETSU*	L, 1-5
M7	at Elon	W, 14-6	M8	at ETSU*	W, 13-5
M9	at North Carolina A&T	W, 23-0	M8	at ETSU*	W, 9-6
M12	at Tennessee	L, 2-6	M11	at North Carolina	W, 3-2
M13	at Tennessee	L, 9-14	M14	at Samford*	L, 3-8
M14	at Tennessee	L, 3-9	M14	at Samford*	W, 11-4
M16	at Virginia Tech	W, 7-2	M15	at Samford*	L, 4-8
M19	SAMFORD*	CAN.	M20	VMI*	W, 7-5
M20	SAMFORD*	L, 1-6	M21	VMI*	L, 2-3
M20	SAMFORD*	L, 5-12	M21	VMI*	L, 4-8
M21	SAMFORD*	L, 3-8			
M23	at Duke	L, 2-5			
M23	NORTH CAROLINA A&T	CAN.			
M26	at VMI*	L, 5-6			
M27	at VMI*	W, 13-2			
M27	at VMI*	W, 11-3			
M30	NC STATE	L, 0-3			
A2	ETSU*	W, 9-2			
A3	ETSU*	L, 1-4			
A3	ETSU*	L, 3-6			
A10	at Mercer*	L, 4-7			
A11	at Mercer*	L, 0-17			
A11	at Mercer*	L, 3-7			
A14	at Gardner-Webb	W, 9-0			
A16	at Wofford*	L, 12-13			

\* - Southern Conference game

## 2021 STATISTICS

Batting	AVG	GP	GS	AB	R	H	2B	3B	HR	RBI	TB	SLG%	BB	HBP	SO	GDP	OB%	SF	SH	SB	ATT	PO	A	E	FLD%
Corey Rosier	.354	52	52	212	59	75	9	4	12	51	128	.604	25	8	28	0	.434	4	0	17	23	126	2	1	.992
Greg Hardison	.312	44	44	170	31	53	15	1	3	36	79	.465	19	5	34	1	.389	4	1	0	1	34	3	2	.949
Josh Madole	.304	49	49	181	36	55	6	1	5	33	78	.431	30	7	26	2	.413	5	1	2	3	368	27	6	.985
Hogan Windish	.280	52	52	186	42	52	12	3	10	51	100	.538	25	21	64	4	.419	2	0	4	7	87	109	2	.990
Robbie O'Neal	.275	29	19	69	8	19	3	0	0	7	22	.319	9	1	19	1	.367	0	0	0	1	130	15	0	1.000
Zack Budzik	.259	48	47	174	32	45	7	3	2	30	64	.368	17	2	34	1	.322	6	1	16	18	51	99	14	.915
Bradley Bott	.250	26	4	24	11	6	3	0	0	5	9	.375	1	3	6	0	.357	0	0	0	1	24	0	0	1.000
Sam Koruschak	.239	37	22	88	10	21	1	0	0	7	22	.250	7	0	21	4	.292	1	1	1	1	34	21	3	.948
Spencer Smith	.232	30	25	95	15	22	6	1	1	13	33	.347	8	2	24	3	.302	1	0	1	2	58	7	5	.929
Pres Cavenaugh	.230	52	52	178	35	41	11	0	8	36	76	.427	35	7	52	0	.372	3	1	10	12	133	3	0	1.000
Daniel Cerda	.215	38	35	107	23	23	3	0	0	17	26	.243	12	3	33	0	.309	1	5	9	11	47	95	8	.947
David Flores	.211	28	19	71	9	15	4	1	1	7	24	.338	8	1	25	0	.289	3	0	0	0	28	1	0	1.000
Coleman Sawyer	.200	22	7	30	6	6	1	0	1	6	10	.333	4	0	8	0	.294	0	1	2	4	7	4	0	1.000
Tom Grose	.200	9	2	10	3	2	0	0	0	0	2	.200	4	0	2	0	.429	0	0	0	0	2	4	0	1.000
Zack Mallia	.182	8	1	11	1	2	0	0	1	1	5	.455	0	0	6	0	.182	0	0	0	0	1	0	0	1.000
Dallas Callahan	.179	32	26	78	18	14	3	0	1	9	20	.256	21	2	26	1	.366	0	3	2	3	189	24	5	.977
Grant Jarman	.158	23	8	38	4	6	0	0	0	4	6	.158	7	0	12	0	.283	1	1	1	1	11	0	0	1.000
Matt Kemp	.059	19	4	17	3	1	0	0	0	2	1	.059	4	1	8	0	.273	0	0	0	0	5	6	3	.786
Austin Parsley	.000	1	0	0	0	0	0	0	0	0	0	.000	0	0	0	0	.000	0	1	0	0	1	4	3	.625
Totals	.263	52	52	1739	346	458	84	14	45	315	705	.405	236	63	428	17	.366	31	16	65	88	1353	462	60	.968
Opponents	.266	52	52	1742	291	464	84	9	39	257	683	.392	208	55	391	21	.358	23	26	64	85	1353	384	55	.969

LOB - Team (386), Opp (413). DPs turned - Team (30), Opp (19). CI - Team (3), D. Callahan 3, IBB - Team (5), C. Rosier 4, D. Flores 1, Opp (9). Picked off - S. Smith 1, P. Cavenaugh 1, Z. Budzik 1, D. Callahan 1, D. Cerda 1, R. O'Neal 1.

Pitching	ERA	W	L	APP	GS	CG	SHO	CBO	SV	IP	H	R	ER	BB	SO	2B	3B	HR	AB	B/Avg	WP	HBP	BK	SFA	SHA	
Austin Parsley	3.30	8	2	20	2	0	0	0	1	60.0	60	32	22	8	62	8	2	5	230	.261	1	3	0	4	7	
Austin Koehn	5.24	4	3	15	15	0	0	0	0	68.2	82	50	40	20	52	17	0	5	284	.289	6	4	0	1	2	
Phillip Sanderson	0.00	0	0	3	0	0	0	0	0	5.0	2	0	0	1	2	0	0	15	.133	0	1	0	0	0	0	
Jake Wolf	0.00	0	0	6	0	0	0	0	2	3.1	2	0	0	1	4	0	0	12	.167	3	0	0	0	0	0	
Daniel Cerda	1.59	0	1	6	0	0	0	0	1	0	5.2	6	2	1	4	7	0	0	21	.286	0	0	0	0	0	
Brandon Stephens	3.06	3	3	23	0	0	0	1	4	35.1	36	14	12	14	26	6	0	2	128	.281	1	5	0	4	5	
Jack Voigt	4.25	2	0	27	0	0	0	0	1	0	29.2	23	14	14	16	26	4	0	108	.213	4	8	1	0	1	
Price King	4.74	0	3	20	0	0	0	0	0	0	43.2	46	26	23	18	32	10	1	2	167	.275	2	6	0	3	2
Jared Mathewson	5.09	3	3	15	2	0	0	0	1	0	23.0	24	15	13	14	21	3	1	93	.258	1	5	0	0	2	
Alex Hoppe	5.23	1	3	14	11	0	0	1	0	0	43.0	49	32	25	21	35	7	2	3	172	.285	14	1	2	3	2
Jacob Curry	5.28	2	3	16	8	0	0	1	0	0	44.1	46	31	26	16	29	17	1	3	169	.272	5	8	1	5	1
Brendan Collins	5.54	3	3	16	14	0	0	2	0	0	50.1	38	34	31	51	51	4	1	8	180	.211	15	6	1	1	3
Kross Robinson	5.92	1	1	21	0	0	0	1	5	24.1	23	19	16	11	34	3	1	4	94	.245	8	4	0	2	0	
Ryan Rouse	11.57	0	0	3	0	0	0	1	0	2.1	1	3	3	2	3	0	0	0	8	.125	2	2	1	0	0	
Zack Mallia	12.27	0	0	5	0	0	0	1	0	3.2	9	5	5	4	3	1	0	2	19	.474	1	0	0	0	0	
Israel Cordero	13.50	0	0	10	0	0	0	1	0	8.2	17	14	13	7	4	4	0	1	42	.405	0	2	0	0	1	
Totals	4.87	27	25	52	52	0	2	2	10	451.0	464	291	244	208	391	84	9	39	1742	.266	63	55	6	23	26	
Opponents	6.01	25	25	52	52	2	3	1	10	451.0	458	346	341	236	428	84	14	45	1739	.263	43	63	8	31	16	

PB - Team (10), D. Callahan 5, R. O'Neal 2, S. Smith 2, C. Sawyer 1, Opp (9). Pickoffs - Team (5), D. Callahan 1, R. O'Neal 1, A. Koehn 1, P. King 1, J. Curry 1, Opp (7). SBA/ATT - D. Callahan (35-45), R. O'Neal (12-19), A. Hoppe (12-14), P. King (10-11), S. Smith (10-11), J. Curry (9-10), B. Collins (5-10), C. Sawyer (7-8), K. Robinson (6-7), A. Parsley (5-7), J. Mathewson (5-6), A. Koehn (3-6), I. Cordero (5-5), B. Stephens (3-4), J. Voigt (1-3), D. Cerda (0-1), P. Sanderson (0-1).



# SAMFORD

## SAMFORD BULLDOGS

### Basic information

Location: ..... Birmingham, Ala.  
 Founded: ..... 1841  
 Enrollment: ..... 5,624  
 Nickname: ..... Bulldogs  
 Colors: ..... Red and Blue  
 President: ..... Dr. Beck Taylor  
 Director of athletics: ..... Martin Newton

### Media relations

Baseball contact: ..... Joey Mullins  
 Email: ..... jmmulli1@samford.edu  
 Office: ..... 205-726-2313  
 Cell: ..... 205-532-3477  
 Press box: ..... 205-726-4167  
 Website: ..... SamfordSports.com



Joey Mullins  
Baseball SID

### Team information

2021 record: ..... 35-24  
 SoCon record: ..... 20-10 (1st Blue)  
 Home: ..... 20-6  
 Away: ..... 12-17  
 Neutral: ..... 3-1  
 Letterwinners returning/lost: ..... 29/6  
 Position starters returning/lost: ..... 8/0  
 Starting pitchers returning/lost: ..... 5/0  
 Newcomers: ..... 6

### SoCon regular-season titles (1)

2019

### SoCon Championship titles (3)

2012 (vacated), 2018, 2021

### NCAA appearances (3)

2012, 2018, 2021



JOE LEE GRIFFIN FIELD  
CAPACITY: 1,000

## 2022 SCHEDULE

Date	Opponent	Time (ET)
F18	ARKANSAS STATE	2 p.m.
F19	ARKANSAS STATE	2 p.m.
F20	ARKANSAS STATE	1 p.m.
F22	at Alabama State	6 p.m.
F25	at Florida State	5 p.m.
F26	at Florida State	1 p.m.
F27	at Florida State	12 p.m.
M2	ALABAMA STATE	4 p.m.
M4	at Charleston Southern	4 p.m.
M5	at Charleston Southern	12:30 p.m.
M6	at Charleston Southern	12 p.m.
M8	at UAB	4 p.m.
M11	MEMPHIS	4 p.m.
M12	MEMPHIS	2 p.m.
M13	MEMPHIS	1 p.m.
M15	at Troy	6 p.m.
M18	SOUTHEASTERN LOUISIANA	6 p.m.
M19	SOUTHEASTERN LOUISIANA	2 p.m.
M20	SOUTHEASTERN LOUISIANA	1 p.m.
M22	at Jacksonville State	6 p.m.
M25	at Central Florida	5 p.m.
M26	at Central Florida	5 p.m.
M27	at Central Florida	12 p.m.
M29	UAB	6 p.m.
A1	MISSOURI STATE	6 p.m.
A2	MISSOURI STATE	2 p.m.
A3	MISSOURI STATE	12 p.m.
A5	at Alabama	6 p.m.
A8	VMI*	6 p.m.
A9	VMI*	1 p.m.
A10	VMI*	1 p.m.
A12	at Auburn	6 p.m.
A14	at Western Carolina*	4 p.m.
A15	at Western Carolina*	4 p.m.
A16	at Western Carolina*	1 p.m.
A19	JACKSONVILLE STATE	6 p.m.
A22	at UNCG*	5 p.m.
A23	at UNCG*	1 p.m.
A24	at UNCG*	12 p.m.
A26	ALABAMA	6 p.m.
A29	WOFFORD*	4 p.m.
A30	WOFFORD*	2 p.m.
M1	WOFFORD*	1 p.m.
M3	TROY	6 p.m.
M6	ETSU	4 p.m.
M7	ETSU	2 p.m.
M8	ETSU	1 p.m.
M10	MISSISSIPPI STATE	6 p.m.
M13	at The Citadel*	5 p.m.
M14	at The Citadel*	1 p.m.
M15	at The Citadel*	12 p.m.
M17	Auburn	6 p.m.
M19	MERCER*	4 p.m.
M20	MERCER*	2 p.m.
M21	MERCER*	1 p.m.

\* - Southern Conference game

## 2022 BULLDOGS ROSTER

No.	Name	Pos.	B/T	Ht.	Wt.	Cl.	Hometown/previous school
1	Michael Hopkinson	INF	R/R	6-1	175	Fr.	Mobile, Ala./Faith Academy
2	Maurice Hampton Jr.	OF	R/R	6-0	217	Jr.	Memphis, Tenn./LSU
3	Garrett Howe	INF	L/R	5-8	173	So.	Dacula, Ga./Hebron Christian
5	Blake Bortak	OF	R/L	5-11	158	So.	Monroe, Ga./Archer
6	Cole Fryman	INF	R/R	6-3	160	So.	Molino, Fla./Tate
7	Kace Garner	C	R/R	6-1	195	Jr.	Brandon, Miss./Mississippi State
8	Brayden Broome	INF/OF	R/R	6-1	174	So.	Ringgold, Ga./Ringgold
9	Michael Maginnis	OF	R/R	6-1	196	Fr.	Newnan, Ga./Newnan
10	Colton Ledbetter	OF	L/R	6-1	212	So.	Hoover, Ala./Spain Park
11	Jalon Long	RHP	R/R	6-0	187	Jr.	Montgomery, Ala./Autauga Acad.
12	Trey Sanders	RHP	R/R	6-2	195	Fr.	Columbus, Ga./Brookstone
13	Jacob Newman	RHP	R/R	6-2	190	Fr.	Vestavia Hills, Ala./VHHS
14	Drew Byers	INF	R/R	6-1	190	R-Fr.	Nashville, Tenn./Notre Dame
15	Carson Eddy	OF	L/R	5-10	165	Jr.	Birmingham, Ala./Briarwood Christ
16	Towns King	OF	R/R	6-0	190	R-Jr.	Irvine, Calif./Woodbridge
17	Colin Ahearn	LHP	L/L	6-2	190	Fr.	Lakeville, Mass./Tennessee
18	Garrett Brown	RHP	R/R	6-3	204	Sr.	Huntsville, Ala./Wallace-Hanceville
19	Joseph Salvo	C	R/R	5-10	183	So.	Seabrook Island, S.C./Buford
20	Logan Jones	RHP	R/R	6-3	198	So.	Milton, Ga./Milton
21	Matthew Strand	C	R/R	6-0	205	Fr.	Suwanee, Ga./N. Gwinnett
22	Brody Westbrooks	RHP	R/R	6-3	202	So.	Cumming, Ga./Georgia Tech
23	Andrew Bennett	INF/OF	R/R	6-4	198	So.	Kennesaw, Ga./Mt. Paran Christian
24	Kaden Dreier	C	R/R	6-2	227	Jr.	Brentwood, Tenn./Brentwood
25	Stephen Klein	INF	L/L	5-9	185	Jr.	Metarie, La./Delgado CC
26	Dowd Ritter	RHP	R/R	6-5	208	R-Fr.	Mountain Brook, Ala./Alabama
27	Garrett Staton	INF	R/R	6-0	186	R-Fr.	Gainesville, Ga./North Forsyth
28	Carson Hobbs	RHP	R/R	6-1	195	So.	Alabaster, Ala./Thompson
29	Heath Clevenger	RHP	R/R	6-6	210	Fr.	Alpharetta, Ga./Creekview
30	Alex Goff	RHP	R/R	6-6	230	Jr.	Winter Springs, Fla./Polk State
31	Michael Ross	RHP	R/R	6-2	192	So.	Lakeland, Fla./George Jenkins
32	Will David	INF	R/R	6-11	181	Jr.	Atlanta, Ga./St. Pius X Catholic
33	Jacob Cravey	RHP	R/R	6-6	232	So.	Andalusia, Ala./Andalusia
34	Will Lynch	RHP	R/R	6-5	175	Fr.	Richmond, Va./Freeman
35	Drew Cartee	LHP	L/L	6-3	195	Fr.	Trinity, Ala./Hartselle
36	Michael Mitchler	INF	R/R	6-3	219	Fr.	Roswell, Ga./Blessed Trinity
38	Mason McCormack	RHP	R/R	6-1	219	So.	Tuscumbia, Ala./Deshler
40	Timmy Watkins	LHP	L/L	5-11	177	Jr.	Ft. Lauderdale, Fla./Polk State
41	Gene Hurst	RHP	L/R	6-5	217	Jr.	Birmingham, Ala./Oak Mountain
42	Will Yarbro	OF	L/R	6-3	205	R-Fr.	Mountain Brook, Ala./MBHS
43	Dominic Ganley	LHP	L/L	6-1	209	R-Fr.	Miami, Fla./Westminster
44	Graham Dvorak	INF	R/R	5-10	190	Sr.	Windemere, Fla./The First Acad.

## HEAD COACH TONY DAVID




Alma mater: ..... South Alabama, 1995  
 Hometown: ..... Ocean Springs, Miss.  
 Career record (years): ..... 0-0 (0)  
 School record (years): ..... Same  
 SoCon record (years): ..... 0-0 (0)  
 SoCon Championship record (appearances): ..... 0-0 (0)  
 NCAA appearances: ..... 0

### Assistant coaches

Tyler Shrout ..... 9th season (Transylvania, 2006)  
 Brad Moss ..... 4th season (Samford, 2012)  
 T.J. Dixon ..... 1st season (Samford, 2017)

#SoConBSB



**JUNIOR WILL DAVID**

## 2021 RESULTS (35-24; 20-10 SOCON; 1ST BLUE)

Date	Opponent	Result	Date	Opponent	Result
F19	UT MARTIN	W, 5-3	A16	at Western Carolina*	L, 2-7
F20	UT MARTIN	W, 5-4	A17	at Western Carolina*	L, 11-12
F21	UT MARTIN	W, 3-1	A20	at Auburn	L, 4-6
F23	ALABAMA STATE	L, 9-11	A23	MERCER*	W, 10-9
F26	at Florida	L, 4-8	A23	MERCER*	L, 5-12
F27	at Florida	L, 2-18	A24	MERCER*	L, 4-5
F28	at Florida	L, 9-10	A30	at Wofford*	W, 9-8
M3	JACKSONVILLE STATE	W, 10-9	M1	at Wofford*	L, 5-7
M5	TOLEDO	W, 9-4	M1	at Wofford*	L, 6-7
M6	TOLEDO	L, 3-14	M4	ALABAMA	CAN.
M7	TOLEDO	W, 16-8	M7	at VMI*	W, 25-1
M9	at Troy	W, 6-5	M7	at VMI*	W, 11-5
M10	at Alabama State	L, 3-11	M8	at VMI*	W, 18-1
M12	at Texas A&M	L, 1-10	M12	AUBURN	W, 6-1
M13	at Texas A&M	L, 4-21	M14	UNCG*	W, 8-3
M13	at Texas A&M	L, 2-5	M14	UNCG*	L, 4-11
M16	at Mississippi State	L, 2-10	M15	UNCG*	W, 8-4
M20	at UNCG*	W, 6-1	M18	UAB	W, 9-4
M20	at UNCG*	W, 12-5	M20	at ETSU*	L, 1-11
M21	at UNCG*	W, 8-3	M21	at ETSU*	L, 3-7
M23	at UAB	W, 5-1	M21	at ETSU*	W, 7-6
M26	ETSU*	W, 7-3	M27	vs. MercerS	W, 10-8
M26	ETSU*	W, 10-2	M28	vs. Western CarolinaS	W, 19-7 (7)
M27	ETSU*	L, 1-5	M30	vs. Western CarolinaS	W, 8-6
M30	at Jacksonville State	W, 5-4	K4	at Mississippi State&	L, 4-8
A2	VMI*	W, 11-4	J5	vs. Campbell&	L, 13-16
A2	VMI*	W, 7-6			
A3	VMI*	W, 7-6			
A6	TROY	W, 4-3			
A10	THE CITADEL*	W, 12-11			
A10	THE CITADEL*	W, 14-1			
A11	THE CITADEL*	W, 8-4			
A13	at Alabama	L, 3-19			
A16	at Western Carolina*	W, 8-5			

\* - Southern Conference game  
 S - SoCon Championship (Flour Field; Greenville, S.C.)  
 & - NCAA Starkville Regional (Starkville, Miss.)

## 2021 STATISTICS

Batting	AVG	GP	GS	AB	R	H	2B	3B	HR	RBI	TB	SLG%	BB	HBP	SO	GDP	OB%	SF	SH	SB	ATT	PO	A	E	FLD%
Tyler McManus	.346	54	50	188	42	65	13	2	11	53	115	.612	24	6	47	3	.432	2	0	0	0	213	17	1	.996
Joseph Salvo	.333	10	0	9	1	3	0	0	0	1	3	.333	0	0	2	0	.333	0	0	0	0	18	2	0	1.000
Carson Allison	.333	23	1	6	8	2	1	0	0	0	3	.500	1	0	2	0	.429	0	0	0	0	5	0	1	1.000
Will David	.300	57	55	190	39	57	9	1	1	29	71	.374	25	8	29	6	.400	2	2	4	4	31	7	0	.940
Brooks Carlson	.299	50	49	187	38	56	13	1	6	37	89	.476	29	4	38	0	.405	0	0	2	2	49	69	5	.959
Max Pinto	.290	58	56	231	57	67	6	2	9	34	104	.450	21	6	59	3	.360	3	4	21	28	128	1	2	.985
Ryan Crockett	.289	58	54	197	46	57	6	0	11	43	96	.487	20	8	49	9	.376	1	0	2	3	89	6	5	.950
Towns King	.287	48	32	143	24	41	4	2	6	35	67	.469	14	4	50	1	.364	1	4	6	7	78	2	4	.952
Davis Schwartz	.280	16	5	25	6	7	1	0	1	3	11	.440	3	1	9	0	.379	0	1	0	0	4	11	3	.833
Sonny DiChiara	.273	56	56	194	44	53	9	0	18	46	116	.598	48	6	60	4	.428	2	1	0	0	384	24	4	.990
Colton Ledbetter	.271	33	12	59	12	16	8	1	0	5	26	.441	6	0	21	0	.338	0	0	1	2	13	0	1	.929
Taylor Garris	.264	57	57	174	39	46	8	0	1	30	57	.328	22	16	35	2	.393	2	7	5	7	75	128	23	.898
Ayrton Schafer	.264	34	23	72	14	19	3	1	2	18	30	.417	9	2	19	1	.345	4	1	2	2	29	0	3	.906
Kaden Dreier	.261	48	45	161	30	42	10	0	3	28	61	.379	20	6	33	3	.362	1	1	0	0	319	30	0	1.000
Garrett Howe	.254	41	29	126	18	32	6	1	1	23	43	.341	19	1	24	2	.351	2	3	3	6	44	77	7	.945
Blake Bortak	.200	16	0	10	5	2	0	0	0	1	2	.200	0	0	3	0	.200	0	0	1	1	6	6	1	.923
Carson Eddy	.200	11	0	5	4	1	0	0	0	0	1	.200	0	0	1	0	.200	0	0	1	1	0	0	0	.000
Andrew Bennett	.160	17	6	25	4	4	0	0	0	4	4	.160	4	1	9	0	.300	0	1	0	1	14	0	0	1.000
Graham Dvorak	.111	8	1	9	0	1	0	0	0	3	1	.111	1	2	1	0	.308	1	0	0	0	1	3	2	.667
Totals	.284	59	59	2011	431	571	97	11	70	393	900	.448	266	71	491	34	.383	21	25	48	64	1521	505	77	.963
Opponents	.275	59	59	2005	407	551	106	11	74	371	901	.449	227	60	526	30	.363	16	30	67	93	1509	529	73	.965

LOB - Team (456), Opp (411). DPs turned - Team (41), Opp (45). CI - Team (0), Opp (1). IBB - Team (7), DiChiara 7, Opp (6).  
 Picked off - Pinto 2, Crockett 2, McManus 2, King 1, Garris 1, A. Bennett 1.

Pitching	ERA	W	L	APP	GS	CG	SHO	CBO	SV	IP	H	R	ER	BB	SO	2B	3B	HR	B/Avg	WP	HBP	BK	SFA	SHA	
Samuel Strickland	5.09	5	4	16	16	0	0	0	0	81.1	106	55	46	15	70	13	2	7	.334	.317	8	4	0	2	5
Logan Jones	0.93	0	0	9	0	0	0	0	0	9.2	3	1	1	9	12	0	0	0	.31	.097	1	0	0	0	0
Chase Isbell	2.32	4	2	26	0	0	0	0	7	31.0	19	9	8	13	44	5	0	1	.110	.173	6	2	1	1	1
Jacob Cravey	3.26	1	2	15	4	0	0	0	0	30.1	28	17	11	9	28	10	1	5	.119	.235	1	0	0	1	1
Carson Cupo	4.24	9	0	29	0	0	0	0	2	34.0	35	17	16	10	35	6	0	4	.131	.267	6	4	1	0	1
Blake Bortak	5.35	1	1	26	4	0	0	0	0	38.2	32	24	23	15	40	3	0	5	.140	.229	6	4	0	2	1
Hamp Skinner	6.10	4	2	17	3	0	0	0	0	41.1	49	34	28	18	37	12	1	6	.165	.297	5	3	0	0	4
Jalon Long	6.23	2	2	20	2	0	0	0	0	43.1	46	37	30	25	48	12	2	2	.166	.277	7	6	1	4	7
Zach Hester	6.55	2	4	16	16	0	0	0	0	56.1	50	46	41	33	50	8	1	15	.214	.234	3	13	2	0	4
Gene Hurst	6.66	2	0	21	0	0	0	0	0	24.1	15	19	18	13	37	3	1	2	.87	.172	0	4	0	1	2
Jesse McCord	7.62	4	6	15	13	0	0	0	0	56.2	76	58	48	26	71	14	2	5	.248	.306	12	9	0	2	0
Mason McCormack	7.88	0	0	7	0	0	0	0	0	8.0	9	7	7	1	3	0	0	3	.32	.281	3	0	0	1	0
Charles Crosby	8.80	0	0	17	0	0	0	0	0	15.1	21	16	15	11	12	4	0	3	.61	.344	5	1	0	0	2
Billy Creger	9.00	0	1	12	1	0	0	0	0	11.0	12	11	11	7	13	4	0	2	.43	.279	0	2	0	0	0
Michael Ross	12.91	0	0	8	0	0	0	0	0	7.2	12	11	11	2	4	3	0	5	.33	.364	1	1	0	1	1
Alex Goff	13.50	0	0	5	0	0	0	0	0	3.1	8	9	5	2	3	4	0	0	.18	.444	0	0	0	0	0
John Brocklebank	13.50	0	0	2	0	0	0	0	0	1.1	2	2	2	2	3	0	0	0	.6	.333	0	2	0	0	0
Carson Hobbs	15.19	1	0	11	0	0	0	0	1	10.2	16	19	18	11	11	4	1	6	.47	.340	3	3	0	1	1
Garrett Brown	27.00	0	0	2	0	0	0	0	0	1.0	4	3	3	2	1	1	0	2	.6	.667	0	0	0	0	0
Cole Fryman	54.00	0	0	3	0	0	0	0	0	1.1	5	8	8	2	3	0	0	1	9	.556	1	1	0	0	0
Watkins	54.00	0	0	2	0	0	0	0	0	0.1	3	4	2	1	1	0	0	0	5	.600	0	1	0	0	0
Totals	6.25	35	24	59	59	0	0	0	10	507.0	551	407	352	227	526	106	11	74	2005	.275	68	60	5	16	30
Opponents	6.33	24	35	59	59	2	0	0	5	503.0	571	431	354	266	491	97	11	70	2011	.284	87	71	8	21	25

PB - Team (12), McManus 6, Dreier 6, Opp (8). Pickoffs - Team (8), Dreier 2, Hester 2, McCord 2, Strickland 1, Crosby 1, Opp (9). SBA/ATT - Dreier (51-66), Strickland (19-24), McManus (16-19), Long (7-9), Bortak (7-9), Hester (7-9), Cupo (6-8), McCord (4-8), Crosby (4-6), Skinner (4-6), Hurst (4-5), Hobbs (3-3), Creger (1-3), McCormack (1-1), Cravey (0-1), Isbell (0-1).



**GRAY-MINOR STADIUM**  
CAPACITY: 1,400

## VMI KEYDETS

### Basic information

Location: .....Lexington, Va.  
 Founded: .....1839  
 Enrollment: .....1,700  
 Nickname: .....Keydets  
 Colors: .....Red, Yellow and White  
 Superintendent: ... Maj. Gen. Cedric T. Wins  
 Director of athletics: ..... Jim Miller (int.)

### Team information

2021 record: ..... 18-29  
 SoCon record: ..... 13-17 (3rd Blue)  
 Home: ..... 11-15  
 Away: ..... 7-14  
 Neutral: ..... 0-0  
 Letterwinners returning/lost: ..... 20/10  
 Position starters returning/lost: ..... 6/3  
 Starting pitchers returning/lost: ..... 9/4  
 Newcomers: ..... 13

### Media relations

Baseball contact: ... Mike Carpenter  
 Email: ..... carpentermj@vmi.edu  
 Office: ..... 540-464-7015  
 Cell: .....  
 Press box: ..... 940-642-9865  
 Website: ..... VMIKeydets.com



Mike Carpenter  
Baseball SID

### SoCon regular-season titles (1)

1988 (North)

### SoCon Championship titles (0)

### NCAA appearances (0)

## 2022 SCHEDULE

Date	Opponent	Time (ET)
F18	at Duke	4 p.m.
F19	at Duke	3 p.m.
F20	at Duke	1 p.m.
F22	at Virginia	3 p.m.
F25	LAFAYETTE	3 p.m.
F26	LAFAYETTE	2 p.m.
F27	LAFAYETTE	1 p.m.
M1	at James Madison	3 p.m.
M4	BINGHAMTON	3 p.m.
M5	BINGHAMTON	2 p.m.
M6	BINGHAMTON	1 p.m.
M8	PENN STATE	3 p.m.
M9	HOLY CROSS	3 p.m.
M11	LEHIGH	3 p.m.
M12	LEHIGH	2 p.m.
M13	LEHIGH	1 p.m.
M15	at North Carolina	4 p.m.
M18	RIDER	6 p.m.
M19	RIDER	2 p.m.
M20	RIDER	1 p.m.
M22	at Old Dominion	3 p.m.
M25	at Georgetown	4 p.m.
M26	at Georgetown	2 p.m.
M27	at Georgetown	1 p.m.
M29	VIRGINIA TECH	6 p.m.
M30	at Radford	4 p.m.
A1	at UNC Wilmington	6 p.m.
A2	at UNC Wilmington	4 p.m.
A3	at UNC Wilmington	1 p.m.
A5	at VCU	6:30 p.m.
A6	JAMES MADISON	6 p.m.
A8	at Samford*	6 p.m.
A9	at Samford*	2 p.m.
A10	at Samford*	1 p.m.
A12	VCU	6 p.m.
A14	THE CITADEL*	6 p.m.
A15	THE CITADEL*	6 p.m.
A16	THE CITADEL*	2 p.m.
A19	at Virginia Tech	6 p.m.
A22	at ETSU*	6 p.m.
A23	at ETSU*	3 p.m.
A24	at ETSU*	1 p.m.
A29	WESTERN CAROLINA*	6 p.m.
A30	WESTERN CAROLINA*	2 p.m.
M1	WESTERN CAROLINA*	1 p.m.
M3	at Richmond	2:30 p.m.
M6	at UNCG*	6 p.m.
M7	at UNCG*	2 p.m.
M8	at UNCG*	1 p.m.
M13	at Mercer*	6 p.m.
M14	at Mercer*	2 p.m.
M15	at Mercer*	1 p.m.
M17	OLD DOMINION	3 p.m.
M19	WOFFORD*	6 p.m.
M20	WOFFORD*	2 p.m.
M21	WOFFORD*	1 p.m.

\* - Southern Conference game

## 2022 KEYDETS ROSTER

No.	Name	Pos.	B/T	Ht.	Wt.	Cl.	Hometown/previous school
1	Trey Morgan	LHP/OF	L/L	5-9	155	R-So.	Hampton, Va./Hampton
3	Zac Morris	SS	R/R	5-11	170	R-So.	Suffolk, Va./Nansemond-Suffolk Academy
4	Gehrig Wright	RHP/IF	R/R	6-5	190	Fr.	North Port, Fla./Booker
5	Nathan Bingman	IF	R/R	6-1	185	Fr.	Noblesville, Ind./Brebeuf Jesuit Prep
6	Justin Starke	OF/1B	R/R	6-3	185	R-So.	Prince George, Va./Prince George
7	Jaxon Lloyd	LHP	L/L	6-0	175	Fr.	Halifax, Va./Halifax County
8	Brett Cook	UT	R/R	5-11	200	So.	Richmond, Va./Benedictine
9	Cole Jenkins	IF	R/R	6-4	185	So.	Mechanicsville, Va./Lee Davis
10	JT Inskeep	RHP/UT	R/R	6-3	205	R-So.	Chesapeake, Va./Greenbriar Christian
11	Adam Jewell	RHP	R/R	6-3	175	R-Jr.	Mechanicsville, Va./Atlee
12	Jed Barrett	IF	S/R	5-11	155	So.	Manassas, Va./Osborn Park
13	Justin Nase	OF	L/L	5-10	165	R-Jr.	Disputana, Va./Virginia State
14	Ty Swaim	IF	R/R	5-11	180	So.	Chesterfield, Va./James River
16	Ryan Peterson	UT	L/R	6-2	195	Fr.	Virginia Beach, Va./First Colonial
17	Evan Parmer	RHP	R/R	5-10	170	Fr.	Tampa, Fla./Berkley Prep
18	Sebastian Silva	C	L/R	6-1	185	R-Fr.	Norfolk, Va./Norfolk Christian
19	Tyler Kaltreider	RHP	R/R	6-3	175	Fr.	Warrenton, Va./Highland
20	Will Knight	UT	R/R	6-1	180	R-Jr.	Amherst, Va./Amherst County
21	Ty Barker	RHP	R/R	6-4	210	R-So.	Chesterfield, Va./Trinity Episcopal
22	Jacob Farrar	IF	R/R	6-0	180	R-Fr.	North Price George, Va./Prince George
23	Holden Wilkerson	RHP	R/R	6-3	185	Fr.	Roanoke, Va./Cave Spring
24	Will Riley	UT	R/R	5-10	175	R-Fr.	Middlethian, Va./James River
25	Nathan Hawley	RHP	L/R	6-1	190	Fr.	Virginia Beach, Va./Cox
26	Tyler Bradt	RHP	R/R	5-11	195	R-So.	Henrico, Va./Deep Run
27	Cole Garrett	C	R/R	5-11	185	So.	Chester, Va./Thomas Dale
29	Jack Thompson	RHP	R/R	6-0	180	So.	Reston, Va./South Lakes
30	Addison Clark	1B	R/R	6-2	210	Fr.	Danville, Va./Carlisle
31	Nathan Light	LHP	L/L	6-3	185	R-Jr.	Enterprise, Ala./Enterprise
32	Addison Culpepper	OF	R/R	5-11	185	Fr.	Dayton, Ohio/Beaver creek
33	Ben Capehart	RHP	R/R	6-1	170	R-So.	Norfolk, Va./Maury
34	Caden Plummer	RHP/OF	R/R	5-10	170	Fr.	Mechanicsville, Va./Hanover
35	Will Lopez	LHP	R/L	5-10	175	R-Jr.	Mechanicsville, Va./Hanover
36	Ethan Smith	RHP	R/R	6-3	170	Fr.	Ramstein, Germany/Ramstein
37	James Newsome	RHP/1B	L/R	6-6	195	Fr.	Greensboro, N.C./Northern Guilford
38	Reeves Whitmore	IF	R/R	6-1	180	R-Jr.	Lexington, Va./Rockbridge
39	Jacob Mustain	1B	R/L	6-0	215	R-Jr.	Chesapeake, Va./Hickory
40	Alex LaRou	RHP	R/R	6-6	230	So.	Moseley, Va./Cosby
44	Bryce Demory	OF	R/R	6-5	225	Fr.	Bristow, Va./Patriot
44	Traylor Duval	RHP/OF	L/R	6-0	180	Fr.	Richmond, Va./JR Tucker
45	Dylan Bowen	UT/RHP	R/R	6-6	220	Fr.	Prince George, Va./Prince George

## HEAD COACH JONATHAN HADRA

Alma mater: .....VMI, 2004  
 Hometown: .....Richmond, Va.  
 Career record (years): ..... 131-209 (7)  
 School record (years): ..... Same  
 SoCon record (years): ..... 57-93 (7)  
 SoCon Championship record (appearances): ..... 3-9 (5)  
 NCAA appearances: ..... 0

### Assistant coach

Sam Roberts ..... 6th season (VMI, 2010)  
 Ray Noe ..... 3rd season (Wittenberg, 2011)  
 Tyler Cox ..... 2nd season (Southern Virginia, 2013)



#SoConBSB



**REDSHIRT SOPHOMORE TYLER BRADT**

## 2021 RESULTS (18-29; 13-17 SOCON; 3RD BLUE)

Date	Opponent	Result	Date	Opponent	Result
F19	at NC State	CAN.	A24	WOFFORD*	L, 2-3
F20	at NC State	CAN.	A27	at VCU	L, 5-15
F21	at NC State	CAN.	A30	at The Citadel*	W, 13-5
F23	at Virginia	L, 5-14	M1	at The Citadel*	W, 9-5
F25	NJIT	L, 5-16	M1	at The Citadel*	W, 5-4
F25	NJIT	L, 2-1	M7	SAMFORD*	L, 1-25
F26	NJIT	W, 8-7	M7	SAMFORD*	L, 5-11
M2	at VCU	L, 8-10	M8	SAMFORD*	L, 1-18
M5	VCU	L, 2-17	M11	NORFOLK STATE	W, 9-5
M6	at Richmond	L, 3-10	M14	ETSU*	W, 6-5
M7	VCU	L, 7-18	M15	ETSU*	W, 3-1
M11	at James Madison	L, 5-9	M15	ETSU*	L, 6-9
M13	JAMES MADISON	W, 17-7	M20	at UNCG*	L, 5-7
M14	JAMES MADISON	L, 7-12	M21	at UNCG*	W, 3-2
M16	RADFORD	L, 3-12	M21	at UNCG*	W, 8-4
M17	at George Washington	W, 8-1			
M19	at ETSU*	L, 0-4			
M20	at ETSU*	W, 6-3			
M20	at ETSU*	L, 2-7			
M23	RICHMOND	L, 4-8			
M26	UNCG*	W, 6-5			
M27	UNCG*	L, 2-13			
M27	UNCG*	L, 3-11			
A2	at Samford*	L, 4-11			
A2	at Samford*	L, 6-7			
A3	at Samford*	L, 6-7			
A10	at Western Carolina*	L, 0-3			
A11	at Western Carolina*	L, 8-9			
A11	at Western Carolina*	L, 12-16			
A16	MERCER*	W, 4-3			
A17	MERCER*	W, 5-4			
A17	MERCER*	W, 10-0			
A20	at Virginia Tech	L, 5-7			
A23	WOFFORD*	W, 1-7			
A23	WOFFORD*	W, 11-7			

\* - Southern Conference game

## 2021 STATISTICS

Batting	AVG	GP	GS	AB	R	H	2B	3B	HR	RBI	TB	SLG%	BB	HBP	SO	GDP	OB%	SF	SH	SB	ATT	PO	A	E	FLD%
Justin Starke	.422	44	44	161	36	68	9	1	6	27	97	.602	27	9	34	7	.525	1	0	3	6	320	27	6	.983
Trey Morgan	.326	38	38	141	28	46	6	2	2	26	62	.440	20	1	32	2	.411	1	4	11	13	111	13	1	.992
Will Knight	.290	46	46	176	34	51	6	1	7	29	80	.455	25	7	38	2	.397	1	1	2	2	102	4	2	.981
Zac Morris	.286	40	40	147	26	42	5	1	3	29	58	.395	9	8	31	4	.353	3	1	16	21	67	100	11	.938
Isaih Dailey	.286	5	1	7	0	2	0	0	0	0	2	.286	1	0	4	0	.375	0	0	0	0	0	0	0	.000
Cole Jenkins	.266	26	19	64	11	17	2	1	4	16	33	.516	6	2	24	1	.347	0	0	2	2	31	15	11	.807
Cody Warner	.256	46	46	176	32	45	7	1	0	15	54	.307	29	2	52	3	.365	1	2	6	9	71	1	2	.973
Ty Swaim	.254	39	38	122	16	31	2	0	0	15	33	.270	12	12	23	2	.377	0	3	10	17	33	45	6	.929
Callen Nuccio	.248	46	44	161	24	40	6	3	0	26	52	.323	19	2	42	3	.330	3	5	4	6	64	102	3	.982
Cole Garrett	.239	35	33	117	17	28	4	0	3	23	41	.350	12	5	33	2	.331	2	3	0	0	190	12	4	.981
Justin Nase	.192	20	7	26	7	5	0	2	0	2	9	.346	5	1	9	0	.344	0	0	4	4	16	0	1	.941
Reeves Whitmore	.190	14	8	21	6	4	1	0	1	4	8	.381	5	2	7	1	.393	0	1	0	0	15	7	1	.957
Nathan Loyd	.143	23	18	63	8	9	2	0	2	8	17	.270	9	1	27	1	.257	1	2	1	1	2	0	0	1.000
JT Inskeep	.141	22	19	64	8	9	0	0	2	8	15	.234	9	2	25	2	.267	0	0	1	1	95	15	4	.965
Jacob Mustain	.125	8	3	16	1	2	0	1	0	0	4	.250	0	0	11	0	.125	0	0	0	0	19	2	0	1.000
Brett Cook	.111	8	5	18	0	2	1	0	0	1	3	.167	1	1	8	0	.200	0	0	0	0	0	0	0	.000
Noah Cook	.094	13	9	32	2	3	0	0	0	1	3	.094	6	2	16	0	.275	0	0	0	1	8	5	4	.765
Zed Barrett	.077	7	4	13	0	1	0	0	0	0	1	.077	1	0	5	2	.143	0	0	0	0	6	6	1	.923
Matt Sylvia	.000	6	0	3	0	0	0	0	0	0	0	.000	1	0	2	0	.250	0	0	0	0	0	0	0	.000
Matt Keane	1.000	2	1	1	0	1	0	0	0	0	1	1.000	0	0	0	0	1.000	0	0	0	0	0	1	0	1.000
Will Lopez	.000	1	0	0	0	0	0	0	0	0	0	.000	0	0	0	0	.000	0	0	0	1	2	0	0	1.000
Totals	.266	47	47	1529	256	406	51	13	30	230	573	.375	197	57	423	32	.367	13	22	60	83	1168	410	65	.960
Opponents	.309	47	47	1584	385	489	106	4	59	348	780	.492	238	68	288	19	.415	24	28	58	72	1185	418	61	.963

LOB - Team (377), Opp (392). DPs turned - Team (23), Opp (38). CI - Team (3), Garrett 2, Inskeep 1. IBB - Team (7), Starke 6, Inskeep 1. Picked off - Morris 3, Swaim 2, Nuccio 1, Knight 1, Jenkins 1, Starke 1.

Pitching	ERA	W	L	APP	GS	CG	SHO	CBO	SV	IP	H	R	ER	BB	SO	2B	3B	HR	AB	B/Avg	WP	HBP	BK	SFA	SHA
Tyler Bradt	3.20	3	3	17	6	0	0	1	0	50.2	44	29	18	32	37	11	0	4	191	.230	6	2	0	2	1
Jacob Menders	6.01	5	3	17	12	2	0	0	0	88.1	100	68	59	39	68	22	0	14	337	.297	6	13	0	4	11
Nathan Light	6.72	3	10	16	15	1	0	0	0	77.2	86	67	58	42	56	21	1	9	303	.284	13	13	0	8	8
Will Lopez	4.00	1	0	13	0	0	0	0	1	18.0	14	11	8	16	10	4	0	1	70	.200	2	1	0	1	1
Matt Keane	4.32	1	1	5	2	0	0	0	0	8.1	11	4	4	1	10	2	0	2	36	.306	3	1	0	0	0
Alex LaRou	5.40	0	0	3	0	0	0	0	0	3.1	3	4	2	9	3	0	0	0	11	.273	4	0	0	0	1
JT Inskeep	7.43	0	0	9	2	0	0	0	0	13.1	20	11	11	9	5	4	0	1	57	.351	4	0	0	0	0
Ty Barker	7.88	0	0	11	0	0	0	0	0	8.0	10	9	7	6	5	4	0	0	32	.313	5	0	1	1	1
Trey Morgan	8.20	2	2	14	3	0	0	0	2	26.1	37	26	24	8	20	6	0	2	109	.339	5	7	0	2	2
Sam Ewald	8.89	1	2	16	1	0	0	0	0	26.1	38	28	26	17	19	7	0	3	115	.330	6	9	0	1	3
Nic Besecker	9.00	0	0	3	0	0	0	0	0	3.0	5	3	3	1	3	2	0	2	15	.333	0	0	0	0	0
Ryan Huffman	12.06	1	0	17	0	0	0	0	0	15.2	28	28	21	14	15	5	1	2	71	.394	0	7	0	2	0
Adam Jewell	12.27	1	6	13	4	0	0	1	2	25.2	37	38	35	27	20	8	2	7	110	.336	9	6	0	0	1
Ben Capehart	16.69	0	2	11	2	0	0	0	0	18.1	43	41	34	8	14	8	0	7	95	.453	3	6	0	2	0
Jack Thompson	19.50	0	0	6	0	0	0	0	0	6.0	13	15	13	6	3	2	0	5	31	.419	0	3	0	0	0
Noah Cook	81.00	0	0	1	0	0	0	0	0	0.1	0	3	3	3	0	0	0	0	1	.000	0	0	0	0	0
Totals	7.54	18	29	47	47	3	1	1	5	389.1	489	385	326	238	288	106	4	59	1584	.309	66	68	1	24	28
Opponents	4.81	29	18	47	47	1	2	1	9	395.0	406	256	211	197	423	51	13	30	1529	.266	55	57	4	13	22

PB - Team (20), Garrett 10, Inskeep 8, Starke 1, Keane 1, Opp (10). Pickoffs - Team (12), Menders 5, Morgan 3, Light 3, Jewell 1, Opp (8). SBA/ATT - Inskeep (23-31), Garrett (23-27), Light (13-16), Bradt (9-15), Starke (15-15), Jewell (9-11), LaRou (6-6), Huffman (5-5), Menders (4-5), Barker (3-3), Morgan (1-2), Lopez (2-2), Ewald (1-1), Capehart (1-1), Keane (1-1).



# WESTERN CAROLINA



**HENNON STADIUM**  
CAPACITY: 1,500

## WESTERN CAROLINA CATAMOUNTS

### Basic information

Location: ..... Cullowhee, N.C.  
Founded: ..... 1889  
Enrollment: ..... 11,877  
Nickname: ..... Catamounts  
Colors: ..... Purple and Gold  
Chancellor: ..... Dr. Kelli Brown  
Director of athletics: ..... Alex Gary

### Media relations

Baseball contact: ..... Daniel Hooker  
Email: ..... dhooker@email.wcu.edu  
Office: ..... 828-227-2339  
Cell: ..... 828-508-2494  
Press box: ..... 828-227-7020  
Website: ..... CatamountSports.com



Daniel Hooker  
Baseball SID

### Team information

2021 record: ..... 28-21  
SoCon record: ..... 14-11 (3rd Red)  
Home: ..... 16-9  
Away: ..... 10-10  
Neutral: ..... 2-2  
Letterwinners returning/lost: ..... 21/10  
Position starters returning/lost: ..... 7/1  
Starting pitchers returning/lost: ..... 3/2  
Newcomers: ..... 15

### SoCon regular-season titles (13)

1981, 1984 (South), 1986 (S), 1987 (S), 1988 (S), 1989, 1992, 1994, 1997, 2003, 2007, 2013, 2014

### SoCon Championship titles (10)

1985, 1986, 1987, 1988, 1989, 1992, 1993, 1997, 2003, 2016

### NCAA appearances (12)

1985, 1986, 1987, 1988, 1989, 1992, 1993, 1994, 1997, 2003, 2007, 2016

## 2022 SCHEDULE

Date	Opponent	Time (ET)
F18	NIAGARA	1 p.m.
F18	NIAGARA	3:30 p.m.
F19	NIAGARA	2 p.m.
F20	NIAGARA	1 p.m.
F23	at USC Upstate	3p.m.
F25	ILLINOIS STATE	4 p.m.
F26	ILLINOIS STATE	2 p.m.
F27	ILLINOIS STATE	1 p.m.
M2	MIDDLE TENNESSEE	6 p.m.
M4	STONY BROOK	4 p.m.
M5	STONY BROOK	2 p.m.
M6	STONY BROOK	1 p.m.
M9	at Presbyterian	4 p.m.
M11	KANSAS	6 p.m.
M12	MICHIGAN STATE	2 p.m.
M13	CINCINNATI	5 p.m.
M15	at Wake Forest	5 p.m.
M18	UT MARTIN	5 p.m.
M19	UT MARTIN	2 p.m.
M20	UT MARTIN	1 p.m.
M22	UNC ASHEVILLE	5 p.m.
M25	at Houston	7:30 p.m.
M26	at Houston	7:30 p.m.
M27	at Houston	2 p.m.
M30	at Tennessee	6 p.m.
A1	at Xavier	5 p.m.
A2	at Xavier	2 p.m.
A3	at Xavier	1 p.m.
A6	GARDNER-WEBB	4 p.m.
A8	ETSU*	5 p.m.
A9	ETSU*	2 p.m.
A10	ETSU*	1 p.m.
A12	at UNC Asheville	5 p.m.
A14	SAMFORD*	5 p.m.
A15	SAMFORD*	5 p.m.
A16	SAMFORD	2 p.m.
A19	GARDNER-WEBB	5 p.m.
A22	at The Citadel*	5 p.m.
A23	at The Citadel*	2 p.m.
A24	at The Citadel*	1 p.m.
A27	PRESBYTERIAN	5 p.m.
A29	at VMI*	6 p.m.
A30	at VMI*	2 p.m.
M1	at VMI*	1 p.m.
M4	USC UPSTATE	6 p.m.
M6	MERCER*	5 p.m.
M7	MERCER*	2 p.m.
M8	MERCER*	1 p.m.
M11	at Kennesaw State	5 p.m.
M13	at Wofford*	5 p.m.
M14	at Wofford*	2 p.m.
M15	at Wofford*	1 p.m.
M17	at Gardner-Webb	4 p.m.
M19	UNCG*	5 p.m.
M20	UNCG*	2 p.m.
M21	UNCG*	1 p.m.

\* - Southern Conference game

## 2022 CATAMOUNTS ROSTER

No.	Name	Pos.	B/T	Ht.	Wt.	Cl.	Hometown/previous school
1	Pascanel Ferreras	INF	R/R	5-10	175	So.	Stone Mountain, Ga. / Parkview
2	Cody Rech	C/INF	R/R	5-10	185	So.	Milton, Ga. / Cambridge
3	Caden Rector	OF	R/R	5-7	160	Fr.	Knoxville, Tenn. / Bearden
4	Brandon Butterworth	INF	R/R	5-11	155	Fr.	Monroe, N.C. / Sun Valley
5	Will Prater	INF	L/R	6-2	180	Sr.	Dallas, Ga. / East Paulding
6	Bryson Parks	OF	R/R	5-11	170	Sr.	Marietta, Ga. / Hillgrove
7.	Seth Graves	OF	S/R	5-8	175	Sr.	Edmond, Okla. / Northern Oklahoma
8	Zach Franklin	RHP	R/R	6-2	205	R-Sr.	Marion, N.C. / McDowell
9	Ryan Mitschele	RHP	R/R	6-2	180	R-Sr.	Statesville, N.C. / South Iredell
10	Eric Wallington	LHP	L/L	6-6	215	Jr.	Asheville, N.C. / T.C. Roberson
11	Gavin Mortenson	INF/RHP	R/R	6-3	180	So.	Summerfield, N.C. / Northwest Guilford
12	Davis Tyndall	RHP	R/R	6-1	185	Jr.	Morehead City, N.C. / West Carteret
14	Zach Ketterman	INF	L/R	6-3	190	So.	Biglerville, Pa. / Gettysburg Area
15	Zebby Matthews	RHP	R/R	6-5	210	Jr.	Cullowhee, N.C. / Walters State
16	Lucas Hartman	RHP	R/R	5-9	185	Fr.	Bradenton, Fla. / Inspiration Academy
17	Corey Bright	RHP	R/R	6-1	170	So.	Barbourville, Ky. / Knox Central
18	Nick Hyde	RHP	R/R	6-0	180	So.	Mt. Pleasant, S.C. / Oceanside Collegiate
19	Daniel Walsh	INF	R/R	5-9	180	Sr.	Chico, Calif. / Chico
20	J.D. Price	RHP	R/R	6-3	190	Fr.	Knoxville, Tenn. / Christian Academy
21	Jordan Starks	OF	R/R	6-0	180	Jr.	Charlotte, N.C. / Northwestern
22	Austin Stephens	RHP	R/R	6-1	170	Fr.	Westminster, S.C. / West Oak
24	Jacob Corn	RHP	R/R	6-5	225	R-Sr.	Landrum, S.C. / Landrum
26	Nate Stocum	OF	L/L	6-2	180	So.	Raleigh, N.C. / Sanderson
27	Immanuel Wilder	OF	R/R	5-11	180	Sr.	Madison, Ala. / James Clemens
28	Dylan Wheeler	LHP	L/L	6-3	220	R-Fr.	Garner, N.C. / Garner
29	Cole Beverlin	RHP	R/R	6-3	200	R-So.	Port Orange, Fla. / Florida State
30	Tom Brosnahan	C	L/R	6-3	210	R-So.	Lebanon, Ohio / Harford CC
31	Carson Lowder	RHP	R/R	6-1	210	So.	Albemarle, N.C. / North Stanly
32	Tristen Campbell	RHP	R/R	6-5	230	R-Sr.	Cheraw, S.C. / USC Sumter
34	Drew Needham	INF	L/R	6-1	220	So.	Liberty, N.C. / Providence Grove
35	James Hinson	1B	L/L	5-10	225	So.	Sylva, N.C. / Catawba Valley CC
36	Jackson Kirkpatrick	RHP	L/R	6-6	215	So.	Madison, N.C. / McMichael
43	Matt Schepel	RHP	R/R	6-5	215	Fr.	Matthews, N.C. / Sun Valley
44	John McCormick	LHP	R/L	6-5	230	Fr.	Boynton Beach, Fla. / Somerset Canyons Academy
46	Cameron Murray	C	R/R	6-0	195	Fr.	Fredericksburg, Va. / Mountain View
47	Dawson Elder	RHP	R/R	6-4	210	So.	Taylorsville, N.C. / Alexander Central
48	Brendan Burke	C	L/R	6-3	210	Fr.	Cary, N.C. / Panther Creek
	Coby Ingle *	RHP	R/R	6-2	190	So.	Reidsville, N.C. / NC State
	Paddy McGonigal	RHP	R/R	6-0	185	Fr.	Greensboro, N.C. / Grimsley
	James McGrady	INF	R/R	6-0	190	Fr.	Norfolk, Va. / Greenbrier Christian Academy
	Camden Sprague	OF	L/R	6-0	160	Fr.	Lakewood Ranch, Fla. / Braden River

## HEAD COACH BOBBY MORANDA



**Alma mater:** ..... Eastern Kentucky, 1986  
**Hometown:** ..... Palatine, Ill.  
**Career record (years):** ..... 380-361-2 (14)  
**School record (years):** ..... Same  
**SoCon record (years):** ..... 188-157-1 (14)  
**SoCon Championship record (appearances):** ..... 19-25 (13)  
**NCAA appearances:** ..... 1

### Assistant coaches

Taylor Sandefur ..... 4th season (Western Carolina, 2014)  
Andrew Cox ..... 2nd season (Clemson, 2016)  
Jeff Lavin ..... 3rd season (University of Indianapolis, 2017)

#SoConBSB

# CATAMOUNTS



**SENIOR WILL PRATER**

## 2021 RESULTS (28-21, 14-11 SOCON; 3RD RED)

Date	Opponent	Result	Date	Opponent	Result
F19	TOWSON	W, 23-1	A23	at ETSU*	L, 1-7
F20	TOWSON	W, 15-5	A24	at ETSU*	CAN.
F20	TOWSON	W, 4-3	A28	at Elon	L, 3-4
F21	TOWSON	W, 5-1	A30	at UNCG*	L, 8-17
F23	UNC ASHEVILLE	L, 4-10	M1	at UNCG*	L, 4-6
F26	at UNCW	W, 8-2	M1	at UNCG*	W, 7-1
F27	at UNCW	L, 6-8	M7	MERCER*	L, 9-11
F28	at UNCW	L, 6-10	M7	MERCER*	L, 7-8
M3	at Wake Forest	CAN.	M8	MERCER*	L, 1-14
M5	at Charlotte	L, 4-7	M14	WOFFORD*	L, 2-13
M6	at Charlotte	W, 5-2	M15	WOFFORD*	L, 10-20
M7	at Charlotte	W, 10-5	M15	WOFFORD*	W, 8-4
M10	KENNESAW STATE	W, 12-11	M20	at The Citadel*	W, 2-1
M12	ST JOHN'S	W, 11-3	M21	at The Citadel*	W, 6-3
M13	ST JOHN'S	W, 21-3	M21	at The Citadel*	W, 21-0
M14	ST JOHN'S	W, 8-3	M27	vs. Wofford	W, 16-5
M17	at Kennesaw State	CAN.	M28	vs. Samford	L, 7-19 (7)
M19	at Mercer*	CAN.	M29	vs. Wofford	W, 11-6
M20	at Mercer*	CAN.	M30	vs. Samford	L, 6-8
M20	at Mercer*	CAN.			
M26	THE CITADEL*	W, 12-8			
M26	THE CITADEL*	W, 11-6			
M27	THE CITADEL*	CAN.			
M30	at Tennessee	L, 2-9			
A2	at Wofford*	L, 5-6			
A3	at Wofford*	L, 9-12			
A3	at Wofford*	W, 11-6			
A7	at Gardner-Webb	W, 12-2			
A10	VMI*	W, 3-0			
A11	VMI*	W, 9-8			
A11	VMI*	W, 16-12			
A13	TENNESSEE	L, 12-14			
A16	SAMFORD*	L, 5-8			
A16	SAMFORD*	W, 7-2			
A17	SAMFORD*	W, 12-11			
A20	WAKE FOREST	L, 8-14			
A23	at ETSU*	W, 3-0			

\* - Southern Conference game  
 \$ - SoCon Championship (Fluor Field; Greenville, S.C.)

## 2021 STATISTICS

Batting	AVG	GP	GS	AB	R	H	2B	3B	HR	RBI	TB	SLG%	BB	HBP	SO	GDP	OB%	SF	SH	SB	ATT	PO	A	E	FLD%
Will Prater	.395	46	37	167	33	66	5	3	0	32	77	.461	18	2	26	0	.457	1	1	6	11	38	48	3	.966
Justice Bigbie	.395	49	49	195	64	77	15	1	9	50	121	.621	36	7	37	2	.500	2	0	11	12	83	2	1	.988
Luke Robinson	.345	49	49	206	50	71	13	0	13	52	123	.597	13	14	35	7	.415	3	1	0	1	334	37	5	.987
Trevor Jones	.333	8	0	9	2	3	1	0	1	5	7	.778	1	0	3	0	.400	0	0	0	0	0	0	0	.000
Pascanel Ferreras	.329	49	49	213	56	70	11	2	16	56	133	.624	24	12	58	4	.419	4	0	5	5	75	129	19	.915
Seth Graves	.311	43	37	122	30	38	11	1	1	29	54	.443	28	3	34	2	.448	1	3	4	6	73	1	1	.987
Daylan Nanny	.306	49	49	193	37	59	14	0	4	44	85	.440	27	12	37	3	.421	1	1	8	12	297	20	3	.991
Daniel Walsh	.304	45	45	168	32	51	8	2	3	37	72	.429	33	3	33	2	.418	4	2	9	10	62	94	8	.951
Nate Stocum	.233	26	14	60	8	14	4	0	2	13	24	.400	3	1	14	1	.281	0	1	1	1	17	0	1	.944
Bryson Parks	.227	19	12	44	11	10	4	0	1	4	17	.386	4	4	15	0	.346	0	1	2	2	26	1	2	.931
Zach Ketterman	.213	44	42	155	39	33	10	1	0	18	45	.290	23	8	44	1	.342	1	1	9	9	41	76	4	.967
Immanuel Wilder	.203	31	22	64	17	13	3	0	1	6	19	.297	10	12	19	0	.402	1	0	2	3	41	0	2	.953
Cody Rech	.185	14	7	27	8	5	1	0	0	2	6	.222	5	2	14	1	.353	0	0	0	0	43	2	1	.978
Drew Needham	.183	25	15	60	7	11	2	0	2	11	19	.317	10	1	24	1	.306	1	0	0	0	1	0	0	1.000
Tom Brosnahan	.171	18	14	41	14	7	1	0	2	7	14	.341	6	6	19	0	.358	0	2	1	1	103	7	0	1.000
Connor Lee	.000	1	0	1	0	0	0	0	0	0	0	.000	0	0	0	0	.000	0	0	0	0	0	0	0	.000
Totals	.306	49	49	1725	408	528	103	10	55	366	816	.473	241	87	412	24	.413	19	13	58	73	1267	459	53	.970
Opponents	.279	49	49	1672	337	466	99	14	44	296	725	.434	201	67	402	33	.376	12	20	54	66	1255	413	58	.966

LOB - Team (422), Opp (368). DPs turned - Team (47), Opp (39). IBB - Team (5), Bigbie 2, Walsh 1, L. Robinson 1, Nanny 1, Opp (6). Picked off - Bigbie 1, Stocum 1, Ferreras 1, Needham 1.

Pitching	ERA	W	L	APP	GS	CG	SHO	CBO	SV	IP	H	R	ER	BB	SO	2B	3B	HR	AB	B/Avg	WP	HBP	BK	SFA	SHA
Zebby Matthews	3.52	6	2	10	10	2	2	0	0	61.1	63	28	24	7	60	13	0	6	237	.266	1	7	1	1	2
Alec Woodard	0.00	0	0	2	0	0	0	0	0	1.1	0	0	0	1	1	0	0	0	4	.000	1	0	1	0	0
Jack Snyder	3.88	2	1	21	3	1	0	0	1	46.1	42	22	20	11	37	6	1	2	169	.249	5	4	0	5	3
Zach Franklin	4.96	7	4	18	3	0	0	0	2	45.1	46	36	25	21	48	7	1	4	176	.261	7	3	3	1	1
Tristen Campbell	5.45	3	2	11	8	0	0	0	1	39.2	47	29	24	17	36	9	2	7	157	.299	0	7	0	1	1
Davis Tyndall	5.59	1	1	23	0	0	0	1	1	29.0	26	34	18	21	34	5	0	3	113	.230	14	9	0	0	0
Gavin Mortenson	5.82	2	0	8	8	0	0	0	0	34.0	42	22	22	12	34	13	2	1	138	.304	3	7	0	1	4
Ryan Mitschele	5.91	3	3	9	9	1	0	0	0	42.2	43	32	28	21	37	12	0	6	166	.259	8	9	0	0	1
Jacob Corn	6.04	2	1	16	1	0	0	0	0	28.1	34	22	19	10	28	8	1	3	121	.281	3	2	0	0	0
Nick Hyde	6.27	2	3	18	0	0	0	0	0	18.2	23	16	13	11	21	3	3	73	.315	5	2	2	2	4	
Christian Sidoti	6.52	0	0	13	0	0	0	0	0	9.2	10	7	7	5	4	1	0	1	35	.286	2	3	0	0	0
Eric Wallington	6.75	0	1	20	0	0	0	1	0	13.1	7	11	10	18	18	1	1	0	44	.159	8	3	0	0	0
Dawson Elder	9.35	0	1	6	2	0	0	0	0	8.2	17	13	9	5	5	3	1	1	45	.378	2	1	1	0	1
Corey Bright	10.80	0	1	10	3	0	0	0	0	13.1	22	20	16	13	11	7	1	2	60	.367	6	4	0	0	2
Jackson Kirkpatrick	10.80	0	0	8	0	0	0	0	0	6.2	6	8	8	10	11	2	0	0	24	.250	4	2	1	0	1
Carson Lowder	11.05	0	1	10	2	0	0	0	0	14.2	29	20	18	7	6	8	0	4	72	.403	5	1	0	1	0
Cole Beverlin	11.57	0	0	8	0	0	0	0	0	9.1	9	13	12	9	11	1	1	1	37	.243	2	2	0	0	0
Dillon Moya	99.00	0	0	1	0	0	0	0	0	0.0	0	4	3	2	0	0	0	1	.000	0	1	0	0	0	
Totals	5.88	28	21	49	49	4	3	1	4	422.1	466	337	276	201	402	99	14	44	1672	.279	76	67	9	12	20
Opponents	7.66	21	28	49	49	0	0	0	6	418.1	528	408	356	241	412	103	10	55	1725	.306	78	87	2	19	13

PB - Team (14), L. Robinson 9, Brosnahan 4, Rech 1, Opp (19). Pickoffs - Team (7), Matthews 4, Snyder 1, Mitschele 1, Campbell 1, Opp (4), SBA/ATT - L. Robinson (31-38), Brosnahan (20-24), Mitschele (12-13), Snyder (5-6), Hyde (4-5), Tyndall (5-5), Wallington (4-5), Corn (5-5), Matthews (3-5), Campbell (3-4), Sidoti (2-4), Rech (3-4), Bright (4-4), Franklin (1-3), Lowder (3-3), Kirkpatrick (1-2), Mortenson (1-1), Beverlin (1-1).



# WOFFORD

## WOFFORD TERRIERS



**RUSSELL C. KING FIELD**  
CAPACITY: 2,500

### Basic information

Location: ..... Spartanburg, S.C.  
Founded: ..... 1854  
Enrollment: ..... 1,750  
Nickname: ..... Terriers  
Colors: ..... Old Gold and Black  
President: ..... Dr. Nayef H. Samhat  
Director of athletics: ..... Richard Johnson

### Team information

2021 record: ..... 36-21  
SoCon record: ..... 21-9 (1st Red)  
Home: ..... 21-6  
Away: ..... 13-14  
Neutral: ..... 1-2  
Letterwinners returning/lost: ..... 26/13  
Position starters returning/lost: ..... 4/5  
Starting pitchers returning/lost: ..... 13/7  
Newcomers: ..... 17

### Media relations

Baseball contact: ..... Wyatt Streett  
Email: ..... streettwd@wofford.edu  
Office: ..... 864-597-4098  
Cell: ..... 843-496-8030  
Press box: ..... 864-597-4478  
Website: ..... WoffordTerriers.com



Wyatt Streett  
Baseball SID

### SoCon regular-season titles (1)

2021

### SoCon Championship titles (1)

2007

### NCAA appearances (1)

2007

## 2022 SCHEDULE

Date	Opponent	Time (ET)
F18	GEORGE MASON	6 p.m.
F19	GEORGE MASON	2 p.m.
F20	GEORGE MASON	1 p.m.
F22	at Georgia	5 p.m.
F25	MONMOUTH	12 p.m.
F26	MARIST	11 p.m.
F27	MONMOUTH	1 p.m.
M1	GEORGIA	6 p.m.
M2	UNC ASHEVILLE	6 p.m.
M4	PENNSYLVANIA	6 p.m.
M5	PENNSYLVANIA	2 p.m.
M5	PENNSYLVANIA	5 p.m.
M6	PENNSYLVANIA	1 p.m.
M8	GEORGIA STATE	6 p.m.
M9	KENNESAW STATE	5 p.m.
M11	LAFAYETTE	6 p.m.
M12	LAFAYETTE	2 p.m.
M13	LAFAYETTE	1 p.m.
M15	CINCINNATI	5 p.m.
M16	WINTRHOP	6 p.m.
M18	at Belmont	4 p.m.
M19	at Belmont	2 p.m.
M20	at Belmont	1 p.m.
M22	at USC Upstate	5 p.m.
M25	GARDNER-WEBB	6 p.m.
M26	GARDNER-WEBB	4 p.m.
M27	GARDNER-WEBB	2 p.m.
M30	WINTHROP	6 p.m.
A1	at Dallas Baptist	6:30 p.m.
A2	at Dallas Baptist	2 p.m.
A3	at Dallas Baptist	1 p.m.
A5	at Tarleton State	6 p.m.
A8	UNCG*	6 p.m.
A9	UNCG*	3 p.m.
A10	UNCG*	1 p.m.
A14	ETSU*	6 p.m.
A15	ETSU*	6 p.m.
A16	ETSU*	2 p.m.
A20	at Presbyterian	6 p.m.
A22	at Mercer*	6 p.m.
A23	at Mercer*	2 p.m.
A24	at Mercer*	1 p.m.
A29	at Samford*	6 p.m.
A30	at Samford*	2 p.m.
M1	at Samford*	1 p.m.
M3	at UNC Asheville	5 p.m.
M6	THE CITADEL*	6 p.m.
M7	THE CITADEL*	3 p.m.
M8	THE CITADEL*	1 p.m.
M11	PRESBYTERIAN	6 p.m.
M13	WESTERN CAROLINA*	6 p.m.
M14	WESTERN CAROLINA*	3 p.m.
M15	WESTERN CAROLINA*	1 p.m.
M19	at VMI*	6 p.m.
M20	at VMI*	2 p.m.
M21	at VMI*	1 p.m.

\* - Southern Conference game

## 2022 TERRIERS ROSTER

No.	Name	Pos.	B/T	Ht.	Wt.	Cl.	Hometown/previous school
1	Matty Brown	INF	B/R	5-8	175	Sr.	Chandler, Ariz. / Perry
2	Nolen Hester	OF	L/L	5-10	180	Sr.	Rockwall, Texas / Rockwall Heath
3	David Wiley	OF	R/R	5-11	185	Fr.	Statham, Ga. / North Oconee
4	Daniel Hirose	INF	R/R	5-9	165	So.	Sammamish, Wash. / Skyline
5	Gunnar Johnson	C	R/R	5-11	190	So.	Newington, Conn. / Newington
6	Brennen Dorighi	OF/INF	L/R	6-2	225	Sr.	Cherry Hills Village, Colo. / Cherry Creek
7	Trey Yunger	INF	R/R	5-9	175	Jr.	Atlanta, Ga. / IMG Academy
8	Jack Renwick	INF	R/R	6-0	185	So.	Spartanburg, S.C. / Dorman
9	John Dempsey	INF	L/R	5-11	200	Sr.	Potomac, Md. / Georgetown Prep
10	Lawson Hill	C/INF	R/R	5-10	190	5th	Canton, Ga. / Kings Ridge Christian
11	Shane Lussier	INF	L/R	6-0	185	Jr.	Atlanta, Ga. / Greater Atlanta Christian
12	Andrew Herrmann	LHP	L/L	6-3	212	Fr.	Kennesaw, Ga. / Campbell
14	Ryan Galanie	IF/OF	R/R	6-2	210	Jr.	Mason, Ohio / Archbishop Moeller
15	Sam Stratton	LHP	L/L	5-10	160	So.	Alpharetta, Ga. / Alpharetta
16	Clay Schwaner	RHP	R/R	6-12	215	5th	Peoria, Ariz. / Sunrise Mountain
17	Carter Bailey	RHP	R/R	6-12	205	Fr.	Snellville, Ga. / Brookwood
18	Mike Eggert	RHP	R/R	6-3	220	So.	Greenville, S.C. / Dorman
19	Luke Stephens	RHP	R/R	6-0	195	Jr.	Winston-Salem, N.C. / R.J. Reynolds
21	Dom Marcoccio	RHP	R/R	6-5	210	So.	Roswell, Ga. / Blessed Trinity
22	Aaron Thomas	INF/OF	R/R	6-2	205	So.	Chesnee, S.C. / Boiling Springs
23	Marshall Toole	OF	L/R	5-11	175	Fr.	Decatur, Ga. / Decatur
24	Dom Agron	LHP	L/L	5-9	175	Sr.	Covington, Wash. / Kentwood
25	O'Kelly McWilliams IV	RHP	R/R	6-1	190	Jr.	Oakton, Va. / Flint Hill
26	Zach Byron	LHP	R/L	6-3	205	So.	Cincinnati, Ohio / Milford
27	Cameron Gill	C	R/R	6-0	200	Jr.	Alpharetta, Ga. / Fellowship Christian
28	Andrew Calhoun	C	R/R	5-11	200	So.	Irmo, S.C. / Chapin
30	Coulson Buchanan	RHP	R/R	5-10	170	Fr.	Sugar Hill, Ga. / North Gwinnett
31	Dalton Rhadans	RHP	R/R	6-4	225	Sr.	Acworth, Ga. / North Paulding
33	Holden Wilder	RHP	R/R	6-3	215	So.	Johns Creek, Ga. / Wesleyan School
34	Michael Sills	RHP	R/R	6-1	175	Fr.	Cumming, Ga. / North Forsyth
36	Matthew Marchal	RHP	R/R	6-3	210	Jr.	Greenville, S.C. / St. Joseph's Catholic
37	Brice Martinez	OF	R/R	5-11	175	Jr.	Englewood, Colo. / Cherry Creek
39	Ben Schulte	OF	R/R	5-11	190	So.	Seattle, Wash. / O'Dea
40	Devon Sharts	RHP	R/R	6-0	195	Jr.	Meridian, Idaho / Mountain View
41	Josh Vitus	RHP	R/R	6-1	197	5th	Eugene, Ore. / Sheldon
45	Connor Larson	INF	R/R	5-9	175	Fr.	Flowery Branch, Ga. / Flowery Branch
47	Lucas Mahlstedt	RHP	R/R	6-2	175	Fr.	Ormond Beach, Fla. / Spruce Creek
49	Zeb Roos	OF	R/L	5-11	195	Jr.	St. Louis, Mo. / Lindbergh

## HEAD COACH TODD INTERDONATO

**Alma mater:** ..... UNC Asheville, 2000  
**Hometown:** ..... Phoenix, Ariz.  
**Career record (years):** ..... 373-385 (14)  
**School record (years):** ..... Same  
**SoCon record (years):** ..... 150-200 (14)  
**SoCon Championship record (appearances):** ..... 11-16 (8)  
**NCAA appearances:** ..... 0

### Assistant coaches

J.J. Edwards ..... 11th season (Sacred Heart, 2010)  
Josh Schulman ..... 1st season (Rochester, 2015)  
Matt LaMothe ..... 2nd season (Georgia College, 2013)



#SoConBSB

# TERRIERS



**SENIOR DALTON RHADANS**

## 2021 RESULTS (36-21, 21-9 SOCON; 1ST RED)

Date	Opponent	Result	Date	Opponent	Result
F19	at Gardner-Webb	L, 4-5	A13	USC Upstate	L, 7-9
F20	at Gardner-Webb	W, 11-10	A16	UNCG*	W, 13-12
F21	GARDNER-WEBB	W, 9-0	A17	UNCG*	W, 11-10
F24	at Presbyterian	W, 11-4	A17	UNCG*	W, 5-0
F26	XAVIER	CAN.	A21	COLLEGE OF CHARLESTON	W, 12-5
F27	XAVIER	W, 4-2	A23	at VMI*	W, 7-1
F27	XAVIER	W, 5-2	A23	at VMI*	L, 7-11
F28	XAVIER	L, 2-4	A24	at VMI*	W, 3-2
F28	XAVIER	W, 8-4	A27	at Georgia State	L, 3-4
M2	at UNC Asheville	W, 10-9	A30	SAMFORD*	L, 8-9
M5	at Jacksonville	L, 2-8	M1	SAMFORD*	W, 7-5
M6	at Jacksonville	L, 1-8	M1	SAMFORD*	W, 7-6
M7	at Jacksonville	L, 2-4	M5	at Winthrop	W, 4-3
M9	PRESBYTERIAN	CAN.	M7	THE CITADEL*	W, 11-2
M12	TOLEDO	W, 13-3	M9	THE CITADEL*	W, 11-10
M13	TOLEDO	W, 2-1	M9	THE CITADEL*	W, 9-0
M13	TOLEDO	W, 11-6	M11	at Duke	L, 6-9
M14	TOLEDO	L, 6-9	M14	at Western Carolina*	W, 13-2
M16	at Georgia	CAN.#	M15	at Western Carolina*	W, 20-10
M19	at The Citadel*	L, 3-5	M15	at Western Carolina*	L, 4-8
M19	at The Citadel*	W, 5-4	M18	at Kennesaw State	W, 5-4
M20	at The Citadel*	W, 6-0	M19	WINTHROP	CAN.
M23	DAVIDSON	W, 5-1	M20	MERCER*	L, 5-7
M26	at Mercer*	L, 4-6	M21	MERCER*	W, 10-3
M27	at Mercer*	L, 7-13	M21	MERCER*	W, 6-0
M27	at Mercer*	W, 12-2	M27	vs. Western Carolina§	L, 5-16
M30	at Davidson	L, 6-7	M28	vs. Mercer§	W, 8-7
A2	WESTERN CAROLINA*	W, 6-5	M29	vs. Western Carolina§	L, 6-11
A3	WESTERN CAROLINA*	W, 12-9			
A3	WESTERN CAROLINA*	L, 6-11			
A10	at ETSU*	W, 3-2			
A11	at ETSU*	L, 4-7			
A11	at ETSU*	W, 11-9			

\* - Southern Conference game  
 § - SoCon Championship (Fluor Field; Greenville, S.C.)

## 2021 STATISTICS

Batting	AVG	GP	GS	AB	R	H	2B	3B	HR	RBI	TB	SLG%	BB	HBP	SO	GDP	OB%	SF	SH	SB	ATT	PO	A	E	FLD%
Harris Beckley	.500	26	0	2	10	1	0	0	0	0	1	.500	0	1	1	0	.667	0	0	2	2	3	0	0	1.000
Nolen Hester	.363	52	52	201	52	73	11	3	1	39	93	.463	34	10	20	1	.472	3	2	13	15	88	0	0	1.000
Colin Davis	.351	51	50	194	50	68	18	1	11	45	121	.624	24	7	31	2	.434	3	7	18	22	157	1	0	1.000
Trey Yunger	.321	55	54	215	47	69	11	3	0	45	86	.400	30	4	43	2	.412	1	2	20	26	83	32	9	.927
Lawson Hill	.309	57	57	220	41	68	17	1	1	43	90	.409	40	4	22	5	.421	2	4	10	18	295	41	2	.994
Brennen Dorighi	.297	48	30	111	17	33	8	0	3	26	50	.450	19	1	38	1	.402	1	1	1	2	34	3	2	.949
Jack Renwick	.295	56	54	200	43	59	16	0	1	29	78	.390	23	6	31	2	.376	5	10	28	35	56	101	14	.918
Cameron Gill	.282	28	23	71	13	20	2	0	0	10	22	.310	14	1	18	1	.402	1	1	1	1	155	24	1	.994
John Dempsey	.274	57	57	208	39	57	17	0	7	45	95	.457	26	9	48	3	.372	4	8	4	5	374	53	5	.988
Shane Lussier	.255	43	36	102	26	26	5	1	0	14	33	.324	22	5	32	2	.408	1	7	17	20	48	62	7	.940
Zeb Roos	.244	42	37	119	20	29	8	0	1	19	40	.336	23	13	41	1	.404	6	0	8	9	76	2	1	.987
Andrew Calhoun	.214	23	4	28	1	6	0	0	1	10	9	.321	7	1	10	1	.378	1	1	0	0	24	1	0	1.000
Matty Brown	.197	49	44	127	28	25	2	2	2	16	37	.291	27	3	40	1	.346	2	10	7	8	46	85	14	.903
Ryan Galanie	.196	28	10	56	12	11	2	0	0	6	13	.232	7	3	18	1	.313	1	0	3	3	10	13	6	.793
Daniel Hirose	.174	17	3	23	2	4	0	0	0	0	4	.174	3	0	7	2	.269	0	0	0	0	4	3	1	.875
Ryan Guardino	.000	8	2	6	1	0	0	0	0	0	0	.000	1	0	3	0	.143	0	0	0	0	2	0	0	1.000
Aaron Thomas	.000	8	0	1	2	0	0	0	0	0	0	.000	1	0	1	0	.500	0	0	0	0	2	0	0	1.000
Totals	.291	57	57	1884	404	549	117	11	28	347	772	.410	301	68	404	25	.402	31	53	132	166	1499	478	67	.967
Opponents	.259	57	57	1959	326	508	134	9	58	300	834	.426	164	64	492	10	.334	19	35	41	60	1477	610	88	.960

LOB - Team (456), Opp (416). DPs turned - Team (18), Opp (40). TPs turned - Team (0), Opp (1). IBB - Team (7), Davis 4, Dempsey 2, Renwick 1, Opp (12). Picked off - Renwick 3, Brown 2, Yunger 2, Beckley 1, Dorighi 1, Roos 1, Lussier 1, Dempsey 1, Galanie 1.

Pitching	ERA	W	L	APP	GS	CG	SHO	CBO	SV	IP	H	R	ER	BB	SO	2B	3B	HR	B/Avg	WP	HBP	BK	SFA	SHA	
Dalton Rhadans	2.59	6	0	24	0	0	0	1	7	59.0	50	19	17	20	62	13	1	0	219	.228	1	7	0	1	5
Elliot Carney	3.07	6	3	15	15	2	2	3	0	88.0	62	36	30	22	107	17	1	12	323	.192	11	8	0	1	5
Josh Vitus	7.12	3	5	13	11	0	0	0	1	60.2	80	53	48	12	44	16	0	7	251	.319	3	9	0	3	5
Scottie Wallace	0.00	0	0	1	0	0	0	0	0	1.0	0	0	0	0	1	0	0	3	.000	0	0	0	0	0	
Jake Zoller	0.00	0	0	1	0	0	0	0	0	1.0	1	0	0	1	3	0	0	4	.250	0	0	0	0	0	
David Yourke	0.00	0	0	1	0	0	0	0	0	0.2	0	0	0	1	1	0	0	2	.000	1	0	0	0	0	
Clay Schwaner	1.23	5	0	12	0	0	0	0	3	22.0	18	8	3	15	22	1	1	2	83	.217	4	3	0	1	2
Holden Wilder	3.00	0	0	2	1	0	0	0	0	3.0	3	1	1	0	1	2	0	0	12	.250	1	1	0	0	0
Luke Stephens	3.44	2	0	10	0	0	0	1	0	18.1	18	8	7	2	12	6	0	1	71	.254	1	2	0	2	0
Hayes Heinecke	4.40	2	4	8	8	1	0	0	0	43.0	41	25	21	11	43	6	1	4	169	.243	2	3	0	1	2
Dom Marcoccio	4.78	3	1	20	6	0	0	0	0	37.2	42	29	20	11	30	12	1	6	152	.276	6	5	0	2	7
Sam Stratton	6.07	4	4	16	7	0	0	0	0	40.0	50	33	27	15	34	15	3	7	165	.303	9	1	0	1	4
Matthew Marchal	6.23	2	2	17	0	0	0	0	2	39.0	50	30	27	9	41	16	1	6	162	.309	2	8	0	2	3
Owen Parliament	6.23	0	0	9	0	0	0	0	1	8.2	8	6	6	6	10	3	0	1	31	.258	2	2	0	0	0
Zach Byron	6.84	2	0	16	1	0	0	2	0	26.1	22	21	20	13	25	5	0	4	100	.220	3	8	0	0	0
Devon Sharts	7.09	0	0	14	5	0	0	0	0	26.2	35	25	21	10	37	12	0	4	111	.315	4	3	0	2	1
Jake Galbraith	8.44	0	0	5	0	0	0	0	0	10.2	11	10	10	2	7	3	0	1	43	.256	1	2	0	2	0
Dom Agron	8.68	1	1	5	3	0	0	0	0	9.1	12	11	9	6	7	5	0	3	40	.300	4	1	0	1	0
O'Kelly McWilliams	16.20	0	0	2	0	0	0	0	0	1.2	0	3	3	5	1	0	0	4	.000	1	0	0	0	1	
Jake Dippold	24.00	0	1	2	0	0	0	0	0	3.0	5	8	8	3	4	2	0	14	.357	0	1	0	0	0	
Totals	5.01	36	21	57	57	3	5	3	14	499.2	508	326	278	164	492	134	9	58	1959	.259	56	64	0	19	35
Opponents	6.07	21	36	57	57	2	0	0	13	492.1	549	404	332	301	404	117	11	28	1884	.291	79	68	6	31	53

PB - Team (7), Hill 4, Gill 2, Calhoun 1, Opp (20). Pickoffs - Team (6), Hill 3, Stratton 1, Gill 1, Rhadans 1, Opp (12). SBA/ATT - Hill (24-35), Gill (15-20), Carney (7-11), Vitus (7-9), Rhadans (6-8), Heinecke (4-6), Sharts (3-5), Marchal (4-5), Schwaner (3-4), Byron (1-3), Stratton (1-3), Calhoun (2-2), Marcoccio (2-2), Parliament (0-1), Stephens (1-1), Wilder (1-1), Galbraith (1-1).

## 2021 SOUTHERN CONFERENCE STANDINGS

Blue Division Team	Conference Record	Pct	Home	Away	Overall Record	Pct	Home	Away	Neutral
Samford	20-10	.667	11-4	9-6	35-24	.593	20-6	12-17	3-1
ETSU	13-16	.448	7-7	6-9	24-25	.490	15-11	9-14	0-0
VMI	13-17	.433	7-8	6-9	18-29	.383	11-15	7-14	0-0
UNCG	12-18	.400	7-8	5-10	27-25	.519	12-10	15-15	0-0

Red Division Team	Conference Record	Pct	Home	Away	Overall Record	Pct	Home	Away	Neutral
Wofford	21-9	.700	12-3	9-6	26-21	.632	21-6	14-13	1-2
Mercer	18-9	.667	9-3	9-6	35-22	.614	21-8	14-12	0-2
Western Carolina	14-11	.560	8-6	6-5	28-21	.571	16-9	10-10	2-2
The Citadel	4-25	.138	3-12	1-13	12-39	.235	10-22	2-17	0-0

## 2021 SOUTHERN CONFERENCE CHAMPIONSHIP

PRESENTED BY HOLSTON GASES  
FLUOR FIELD • GREENVILLE, S.C.

### May 27 (Thursday)

Game 1: #4 Western Carolina 16, #1 Wofford 5  
Game 2: #2 Samford 10, #3 Mercer, 8

### May 28 (Friday)

Game 3: #1 Wofford 8, #3 Mercer 7

### May 29 (Saturday)

Game 4: #2 Samford 19, #4 Western Carolina 7 (7 inn.)  
Game 5: #4 Western Carolina 11, #1 Wofford 6

### May 30 (Sunday)

Game 6: #2 Samford 8, #4 Western Carolina 6


## 2021 NCAA STARKVILLE REGIONAL

### June 4 (Friday)

NCAA Athens Regional (Dudy Noble Field; Starkville, Miss.)  
No. 1 Mississippi State 8, No. 4 Samford 4

### June 5 (Saturday)

NCAA Athens Regional (Dudy Noble Field; Starkville, Miss.)  
No. 3 Campbell 16, No. 4 Samford 13



Samford's Towns King earned the Walt Nadzak Most Outstanding Player Award at the Southern Conference Baseball Championship in 2021. King went 3-for-3 with three RBIs and a two-run home run in the 8-6 walk-off victory over Western Carolina to clinch the championship.

## 2021 Southern Conference Baseball Championship All-Tournament Team

SP – Jackson Kelley, Mercer  
SP – Hamp Skinner, Samford  
RP – Dalton Rhadans, Wofford  
C – Luke Robinson, Western Carolina  
1B – Angelo Dispigna, Mercer  
2B – Brooks Carlson, Samford  
SS – Pascanel Ferreras, Western Carolina  
3B – Will David, Samford  
OF – Towns King, Samford  
OF – Max Pinto, Samford  
OF – Justice Bigbie, Western Carolina  
DH – Tyler McManus, Samford

### Most Outstanding Player (Walt Nadzak Award)

Towns King, Jr., OF, Samford

### Pinnacle Award

Garrett Brown, Jr., RHP, Samford

# 2021 YEAR IN REVIEW



## 2021 COACHES ALL-CONFERENCE

### Player of the Year

Colin Davis, OF, Wofford

### Pitcher of the Year

Elliot Carney, RHP, Wofford

### Freshman of the Year

Justin Starke, 1B, VMI

### Coach of the Year

Todd Interdonato, Wofford

### First Team

SP Colby Stuart, ETSU  
 SP Elliot Carney, Wofford  
 RP Dalton Rhadans, Wofford  
 C Luke Robinson, Western Carolina  
 1B Justin Starke, VMI  
 2B Garrett Delano, Mercer  
 SS RJ Yeager, Mercer  
 3B Jack Renwick, Wofford  
 OF Corey Rosier, UNCG  
 OF Justice Bigbie, Western Carolina  
 OF Colin Davis, Wofford  
 DH Will Prater, Western Carolina

### Second Team

SP Garrett Delano, Mercer  
 SP Zebby Matthews, Western Carolina  
 RP Luke Sutko, Mercer  
 C Collin Price, Mercer  
 1B Sonny DiChiara, Samford  
 2B Hogan Windish, UNCG  
 SS Pascanel Ferreras, Western Carolina  
 3B Trevor Austin, Mercer  
 OF Ryan McCarthy, The Citadel  
 OF Bill Knight, Mercer  
 OF Nolen Hester, Wofford  
 DH Tyler McManus, Samford

### All-Freshman Team

Matthew Bollenbacher, ETSU  
 Ashton King, ETSU  
 Hunter Loyd, ETSU  
 Colby Thomas, Mercer  
 Chase Isbell, Samford  
 Tyler Bradt, VMI  
 Trey Morgan, VMI  
 Zac Morris, VMI  
 Justin Starke, VMI  
 Pascanel Ferreras, Western Carolina  
 Jack Renwick, Wofford  
 Trey Yunger, Wofford

## SCSMA (MEDIA) ALL-CONFERENCE

### Player of the Year

Colin Davis, OF, Wofford

### Pitcher of the Year

Elliot Carney, RHP, Wofford

### Freshman of the Year

Justin Starke, 1B, VMI

### Coach of the Year

Todd Interdonato, Wofford

### First Team

SP Colby Stuart, ETSU  
 SP Elliot Carney, Wofford  
 RP Dalton Rhadans, Wofford  
 C Luke Robinson, Western Carolina  
 1B Justin Starke, VMI  
 2B Garrett Delano, Mercer  
 SS RJ Yeager, Mercer  
 3B Jack Renwick, Wofford  
 OF Corey Rosier, UNCG  
 OF Justice Bigbie, Western Carolina  
 OF Colin Davis, Wofford  
 DH Will Prater, Western Carolina

### Second Team

SP Garrett Delano, Mercer  
 SP Zebby Matthews, Western Carolina  
 RP Austin Parsley, UNCG  
 C Lawson Hill, Wofford  
 1B Sonny DiChiara, Samford  
 2B Hogan Windish, UNCG  
 SS Pascanel Ferreras, Western Carolina  
 3B Trevor Austin, Mercer  
 OF Ryan McCarthy, The Citadel  
 OF Bill Knight, Mercer  
 OF Nolen Hester, Wofford  
 DH Tyler McManus, Samford

## 2021 PLAYERS OF THE WEEK

Feb. 22 Justice Bigbie, Western Carolina  
 March 1 Sonny DiChiara, Samford  
 March 8 Corey Rosier, UNCG  
 March 15 Cole Simpson, The Citadel  
 March 22 Brandon Michie, Mercer  
 March 29 Bill Knight, Mercer  
 April 5 Colin Davis, Wofford  
 April 12 Justin Starke, VMI  
 April 19 Justin Starke, VMI  
 April 26 Angelo DiSpigna, Mercer  
 May 3 Garrett Delano, Mercer  
 May 10 Brooks Carlson, Samford  
 May 17 Jeffery Brown, The Citadel  
 May 24 Brennen Dorighi, Wofford

## 2021 PITCHERS OF THE WEEK

Feb. 22 Taylor Lobus, Mercer  
 March 1 Zebby Matthews, Western Carolina  
 March 8 Jackson Kelley, Mercer  
 March 15 Garrett Delano, Mercer  
 March 22 Nathaniel Tate, ETSU  
 March 29 Nathaniel Tate, ETSU  
 April 5 Jesse McCord, Samford  
 April 12 Zebby Matthews, Western Carolina  
 April 19 Elliot Carney, Wofford  
 April 26 Zebby Matthews, Western Carolina  
 May 3 Zach Franklin, Western Carolina  
 May 10 Elliot Carney, Wofford  
 May 17 Jacob Menders, VMI  
 May 24 Elliot Carney, Wofford

## 2021 PLAYERS OF THE MONTH

February Justice Bigbie, Western Carolina  
 March Ethan Cady, ETSU  
 April Justin Starke, VMI  
 May Brooks Carlson, Samford

## 2021 PITCHERS OF THE MONTH

February Zebby Matthews, Western Carolina  
 March Carson Cupo, Samford  
 April Colby Stuart, ETSU  
 May Jack Snyder, Western Carolina



Wofford outfielder Colin Davis, the consensus SoCon Player of the Year, was taken in the seventh round of the 2021 MLB First-Year Player Draft.

## MLB DRAFT

The Southern Conference had six players selected in the 2021 MLB First-Year Player Draft, led by Wofford outfielder Colin Davis going in the seventh round. Wofford and UNCG had two draftees apiece and Western Carolina and Samford had one each.

### 2021

Name, SoCon team	Pos	MLB	Rd	Overall
Colin Davis, Wofford	OF	SEA	7	204
Corey Rosier, UNCG	OF	SEA	12	354
Hayes Heinecke, Wofford	LHP	STL	13	391
Brendan Collins, UNCG	RHP	WAS	17	503
Justice Bigbie, Western Carolina	1B	DET	19	555
Samuel Strickland, Samford	LHP	ATL	19	577

## TEAM BATTING LEADERS

	AVG	G	AB	R	H	2B	3B	HR	RBI	TB	SLG%	BB	HBP	SO	GDP	OB%	SF	SH	SB	ATT	PO	A	E	FLD%
Western Carolina	.306	49	1725	408	528	103	10	55	366	816	.473	241	87	412	24	.413	19	13	58	73	1267	459	53	.970
Wofford	.291	57	1884	404	549	117	11	28	347	772	.410	301	68	404	25	.402	31	53	132	166	1499	478	67	.967
Mercer	.287	57	1927	428	553	119	7	92	386	962	.499	256	80	457	18	.390	19	42	53	68	1476	511	41	.980
Samford	.284	59	2011	431	571	97	11	70	393	900	.448	266	71	491	34	.383	21	25	48	64	1521	505	77	.963
VMI	.266	47	1529	256	406	51	13	30	230	573	.375	197	57	423	32	.367	13	22	60	83	1168	410	65	.960
The Citadel	.265	51	1715	229	455	77	9	34	199	652	.380	129	36	398	18	.327	15	29	45	60	1316	437	80	.956
UNCG	.263	52	1739	346	458	84	14	45	315	705	.405	236	63	428	17	.366	31	16	65	88	1353	462	60	.968
ETSU	.246	49	1615	264	397	102	2	55	249	668	.414	202	38	431	12	.341	14	33	39	51	1277	483	56	.969



VMI's Justin Starke, who was the 2021 SoCon Freshman of the Year, hit .422 with a .525 on-base percentage and nine doubles, one triple and six home runs. He ranked seventh in NCAA Division I in batting average and sixth in on-base percentage.

### Total bases

Mercer	962
Samford	900
Western Carolina	816
Wofford	772
UNCG	705
ETSU	668
The Citadel	652
VMI	573

### Total plate appearances

Samford	2395
Wofford	2337
Mercer	2324
Western Carolina	2085
UNCG	2085
The Citadel	1924
ETSU	1903
VMI	1818

### At bats

Samford	2011
Mercer	1927
Wofford	1884
UNCG	1739
Western Carolina	1725
The Citadel	1715
ETSU	1615
VMI	1529

### Walks

Wofford	301
Samford	266
Mercer	256
Western Carolina	241
UNCG	236
ETSU	202
VMI	197
The Citadel	129

### Hit by pitch

Western Carolina	87
Mercer	80
Samford	71
Wofford	68
UNCG	63
VMI	57
ETSU	38
The Citadel	36

### Strikeouts

Samford	491
Mercer	457
ETSU	431
UNCG	428
VMI	423
Western Carolina	412
Wofford	404
The Citadel	398

### Sacrificed bunts

Wofford	53
Mercer	42
ETSU	33
The Citadel	29
Samford	25
VMI	22
UNCG	16
Western Carolina	13

### Sacrificed flies

Wofford	31
UNCG	31
Samford	21
Western Carolina	19
Mercer	19
The Citadel	15
ETSU	14
VMI	13

### Stolen bases

Wofford	132
UNCG	65
VMI	60
Western Carolina	58
Mercer	53
Samford	48
The Citadel	45
ETSU	39

### Caught stealing

Wofford	34
UNCG	23
VMI	23
Samford	16
The Citadel	15
Western Carolina	15
Mercer	15
ETSU	12

### Steal attempts

Wofford	166
UNCG	88
VMI	83
Western Carolina	73
Mercer	68
Samford	64
The Citadel	60
ETSU	51

### Grounded into DP

Samford	34
VMI	32
Wofford	25
Western Carolina	24
The Citadel	18
Mercer	18
UNCG	17
ETSU	12

### Batting average

Western Carolina	.306
Wofford	.291
Mercer	.287
Samford	.284
VMI	.266
The Citadel	.265
UNCG	.263
ETSU	.246

### Slugging percentage

Mercer	.499
Western Carolina	.473
Samford	.448
ETSU	.414
Wofford	.410
UNCG	.405
The Citadel	.380
VMI	.375

### On-base percentage

Western Carolina	.413
Wofford	.402
Mercer	.390
Samford	.383
VMI	.367
UNCG	.366
ETSU	.341
The Citadel	.327

### Runs scored

Samford	431
Mercer	428
Western Carolina	408
Wofford	404
UNCG	346
ETSU	264
VMI	256
The Citadel	229

### Hits

Samford	571
Mercer	553
Wofford	549
Western Carolina	528
UNCG	458
The Citadel	455
VMI	406
ETSU	397

### Runs batted in

<b>Samford</b>	<b>393</b>
<b>Mercer</b>	<b>386</b>
<b>Western Carolina</b>	<b>366</b>
<b>Wofford</b>	<b>347</b>
<b>UNCG</b>	<b>315</b>
<b>ETSU</b>	<b>249</b>
<b>VMI</b>	<b>230</b>
<b>The Citadel</b>	<b>199</b>

### Doubles

Mercer	119
Wofford	117
Western Carolina	103
ETSU	102
Samford	97
UNCG	84
The Citadel	77
VMI	51

### Triples

UNCG	14
VMI	13
Wofford	11
Samford	11
Western Carolina	10
The Citadel	9
Mercer	7
ETSU	2

### Home runs

Mercer	92
Samford	70
Western Carolina	55
ETSU	55
UNCG	45
The Citadel	34
VMI	30
Wofford	28

# 2021 TEAM STATS



## TEAM PITCHING LEADERS

	ERA	W	L	G	CG	SHO	CBO	SV	IP	H	R	ER	BB	SO	2B	3B	HR	AB	B/Avg	WP	HBP	BK	SFA	SHA
ETSU	4.63	24	25	49	1	2	2	12	425.2	426	251	219	169	432	86	12	34	1642	.259	58	60	4	15	24
UNCG	4.87	27	25	52	0	2	2	10	451.0	464	291	244	208	391	84	9	39	1742	.266	63	55	6	23	26
Wofford	5.01	36	21	57	3	5	3	14	499.2	508	326	278	164	492	134	9	58	1959	.259	56	64	0	19	35
Mercer	5.23	35	22	57	0	5	5	13	492.0	534	319	286	208	489	65	8	72	1913	.279	44	55	5	17	30
Western Carolina	5.88	28	21	49	4	3	1	4	422.1	466	337	276	201	402	99	14	44	1672	.279	76	67	9	12	20
Samford	6.25	35	24	59	0	0	0	10	507.0	551	407	352	227	526	106	11	74	2005	.275	68	60	5	16	30
The Citadel	6.85	12	38	51	0	2	2	7	438.2	510	399	334	264	383	106	16	49	1764	.289	50	64	8	28	36
VMI	7.54	18	29	47	3	1	1	5	389.1	489	385	326	238	288	106	4	59	1584	.309	66	68	1	24	28

### Earned run average

ETSU	4.63
UNCG	4.87
Wofford	5.01
Mercer	5.23
Western Carolina	5.88
Samford	6.25
The Citadel	6.85
VMI	7.54

### Losses

The Citadel	38
VMI	29
ETSU	25
UNCG	25
Samford	24
Mercer	22
Wofford	21
Western Carolina	21

### Runs allowed

ETSU	251
UNCG	291
Mercer	319
Wofford	326
Western Carolina	337
VMI	385
The Citadel	399
Samford	407

### Doubles allowed

Mercer	65
UNCG	84
ETSU	86
Western Carolina	99
VMI	106
Samford	106
The Citadel	106
Wofford	134

### Wild pitches

Western Carolina	76
Samford	68
VMI	66
UNCG	63
ETSU	58
Wofford	56
The Citadel	50
Mercer	44

### Opposing bat average

Wofford	.259
ETSU	.259
UNCG	.266
Samford	.275
Western Carolina	.279
Mercer	.279
The Citadel	.289
VMI	.309

### Saves

Wofford	14
Mercer	13
ETSU	12
UNCG	10
Samford	10
The Citadel	7
VMI	5
Western Carolina	4

### Earned runs allowed

ETSU	219
UNCG	244
Western Carolina	276
Wofford	278
Mercer	286
ETSU	326
The Citadel	334
Samford	352

### Triples allowed

VMI	4
Mercer	8
UNCG	9
Wofford	9
Samford	11
ETSU	12
Western Carolina	14
The Citadel	16

### Balks

Western Carolina	9
The Citadel	8
UNCG	6
Samford	5
Mercer	5
ETSU	4
VMI	1

### Innings pitched

Samford	507.0
Wofford	499.2
Mercer	492.0
UNCG	451.0
The Citadel	438.2
ETSU	425.2
Western Carolina	422.1
VMI	389.1

### Runners picked off

VMI	12
Samford	8
ETSU	8
Mercer	7
Western Carolina	7
Wofford	6
UNCG	5
The Citadel	3

### Walks allowed

Wofford	164
ETSU	169
Western Carolina	201
UNCG	208
Mercer	208
Samford	227
VMI	238
The Citadel	264

### Home runs allowed

ETSU	34
UNCG	39
Western Carolina	44
The Citadel	49
Wofford	58
VMI	59
Mercer	72
Samford	74

### Hit batters

VMI	68
Western Carolina	67
The Citadel	64
Wofford	64
ETSU	60
Samford	60
Mercer	55
UNCG	55

### Batters struck out

Samford	526
Wofford	492
Mercer	489
ETSU	432
Western Carolina	402
UNCG	391
The Citadel	383
VMI	288

### Sacrifice bunts allowed

The Citadel	36
Wofford	35
Samford	30
Mercer	30
VMI	28
UNCG	26
ETSU	24
Western Carolina	20

### Batters struck out looking

Wofford	163
Mercer	153
Samford	138
UNCG	136
Western Carolina	131
ETSU	112
The Citadel	92
VMI	82

### Sacrifice flies allowed

The Citadel	28
VMI	24
UNCG	23
Wofford	19
Mercer	17
Samford	16
ETSU	15
Western Carolina	12

### Wins

Wofford	36
Mercer	35
Samford	35
Western Carolina	28
UNCG	27
ETSU	24
VMI	18
The Citadel	12

### Hits allowed

ETSU	426
UNCG	464
Western Carolina	466
VMI	489
Wofford	508
The Citadel	510
Mercer	534
Samford	551



Wofford's Elliot Carney finished first in the SoCon in batters struck out with 107 and finished first in opposing batting average with a .192 in 2021.

## TEAM FIELDING LEADERS

Team	C	PO	A	E	FLD%	DPs	SBA	CSB	SBA%	PB	CI
Mercer	2028	1476	511	41	.980	30	74	24	.755	8	1
Western Carolina	1779	1267	459	53	.970	47	54	12	.818	14	0
ETSU	1816	1277	483	56	.969	34	36	11	.766	7	1
UNCG	1875	1353	462	60	.968	30	64	21	.753	10	3
Wofford	2044	1499	478	67	.967	18	41	19	.683	7	0
Samford	2103	1521	505	77	.963	41	67	26	.720	12	0
VMI	1643	1168	410	65	.960	23	58	14	.806	20	3
The Citadel	1833	1316	437	80	.956	28	68	16	.810	15	0

### Fielding percentage

Mercer	.980
Western Carolina	.970
ETSU	.969
UNCG	.968
Wofford	.967
Samford	.963
VMI	.960
The Citadel	.956

### Chances

Samford	2103
Wofford	2044
Mercer	2028
UNCG	1875
The Citadel	1833
ETSU	1816
Western Carolina	1779
VMI	1643

### Putouts

Samford	1521
Wofford	1499
Mercer	1476
UNCG	1353
The Citadel	1316
ETSU	1277
Western Carolina	1267
VMI	1168

### Assists

Mercer	511
Samford	505
ETSU	483
Wofford	478
UNCG	462
Western Carolina	459
The Citadel	437
VMI	410

### Errors

The Citadel	80
Samford	77
Wofford	67
VMI	65
UNCG	60
ETSU	56
Western Carolina	53
Mercer	41

### Fielding double plays

Western Carolina	47
Samford	41
ETSU	34
UNCG	30
Mercer	30
The Citadel	28
VMI	23
Wofford	18



Mercer's Angelo DiSpigna led the league in chances (462) and putouts (425) in 2021.

### Stolen bases against

Mercer	74
The Citadel	68
Samford	67
UNCG	64
VMI	58
Western Carolina	54
Wofford	41
ETSU	36

### Caught stealing by

Samford	26
Mercer	24
UNCG	21
Wofford	19
The Citadel	16
VMI	14
Western Carolina	12
ETSU	11

### Steal attempts against

Mercer	98
Samford	93
UNCG	85
The Citadel	84
VMI	72
Western Carolina	66
Wofford	60
ETSU	47

### Passed balls

VMI	20
The Citadel	15
Western Carolina	14
Samford	12
UNCG	10
Mercer	8
Wofford	7
ETSU	7

### Catchers interference

VMI	3
UNCG	3
ETSU	1
Mercer	1

# 2021 INDIVIDUAL STATS



## INDIVIDUAL BATTING LEADERS

### Batting Average

Harris Beckley, WOF	.500
J. Madole, ETSU	.500
Justin Starke, VMI	.422
Will Prater, WCU	.395
Justice Bigbie, WCU	.395
Tyler Corbitt, CIT	.376
Nolen Hester, WOF	.363
Corey Rosier, UNCG	.354
Colin Davis, WOF	.351
Tyler McManus, SAM	.346

### Slugging percentage

Trevor Jones, WCU	.778
Ethan Cady, ETSU	.641
Pascanel Ferreras, WCU	.624
Colin Davis, WOF	.624
Justice Bigbie, WCU	.621
Tyler McManus, SAM	.612
Le Bassett, MER	.606
Corey Rosier, UNCG	.604
Justin Starke, VMI	.602
Sonny DiChiara, SAM	.598

### On base percentage

Harris Beckley, WOF	.667
Justin Starke, VMI	.525
Justice Bigbie, WCU	.500
J. Madole, ETSU	.500
Nolen Hester, WOF	.472
Le Bassett, MER	.460
Will Prater, WCU	.457
Seth Graves, WCU	.448
Colin Davis, WOF	.434
Corey Rosier, UNCG	.434

### Runs scored

Justice Bigbie, WCU	64
Corey Rosier, UNCG	59
Bill Knight, MER	59
Max Pinto, SAM	57
Pascanel Ferreras, WCU	56
Brandon Michie, MER	52
Nolen Hester, WOF	52
Luke Robinson, WCU	50
Colin Davis, WOF	50
RJ Yeager, MER	49

### Hits

Justice Bigbie, WCU	77
Corey Rosier, UNCG	75
Bill Knight, MER	74
Nolen Hester, WOF	73
RJ Yeager, MER	72
Jeffery Brown, CIT	71
Luke Robinson, WCU	71
Pascanel Ferreras, WCU	70
Trey Yunger, WOF	69
3 tied at	68

### Runs batted in

Pascanel Ferreras, WCU	56
Tyler McManus, SAM	53
Luke Robinson, WCU	52
Garett Delano, MER	52
Corey Rosier, UNCG	51
Hogan Windish, UNCG	51
Justice Bigbie, WCU	50
Bill Knight, MER	50
RJ Yeager, MER	50
2 tied at	46

### Doubles

Colin Davis, WOF	18
RJ Yeager, MER	17
John Dempsey, WOF	17
Ashton King, ETSU	17
Lawson Hill, WOF	17
Bill Knight, MER	16
Jack Renwick, WOF	16
Greg Hardison, UNCG	15
Justice Bigbie, WCU	15
Brandon Michie, MER	15



*Western Carolina's Pascanel Ferreras led the league in total bases (133) and RBIs (56) last season. He hit .329 with 70 base hits, including 11 doubles, two triples and a team-leading 16 home runs, which ranked second in the conference last season.*

### Triples

Corey Rosier, UNCG	4
Hogan Windish, UNCG	3
Will Prater, WCU	3
Nolen Hester, WOF	3
Trey Yunger, WOF	3
Callen Nuccio, VMI	3
Zack Budzik, UNCG	3
14 tied at	2

### Home runs

Sonny DiChiara, SAM	18
Pascanel Ferreras, WCU	16
Angelo DiSpigna, MER	15
Ethan Cady, ETSU	14
Luke Robinson, WCU	13
RJ Yeager, MER	13
Corey Rosier, UNCG	12
Brandon Michie, MER	12
4 tied at	11

### Total bases

Pascanel Ferreras, WCU	133
RJ Yeager, MER	132
Corey Rosier, UNCG	128
Bill Knight, MER	124
Luke Robinson, WCU	123
Justice Bigbie, WCU	121
Colin Davis, WOF	121
Sonny DiChiara, SAM	116
Tyler McManus, SAM	115
Angelo DiSpigna, MER	112

### Walks

Sonny DiChiara, SAM	48
Lawson Hill, WOF	40
Justice Bigbie, WCU	36
Pres Cavanaugh, UNCG	35

Brandon Michie, MER	34
Nolen Hester, WOF	34
Daniel Walsh, WCU	33
Angelo DiSpigna, MER	32
Garett Delano, MER	31
David Beam, ETSU	31

### Hit by pitch

Hogan Windish, UNCG	21
Taylor Garris, SAM	16
Bill Knight, MER	15
Luke Robinson, WCU	14
Zeb Roos, WOF	13
Pascanel Ferreras, WCU	12
Daylan Nanny, WCU	12
Immanuel Wilder, WCU	12
Ty Swaim, VMI	12
Brandon Michie, MER	11

### Sacrifice bunts

Matty Brown, WOF	10
RJ Yeager, MER	10
Jack Renwick, WOF	10
Tilo Skole, CIT	8
John Dempsey, WOF	8
Brooks O'Brien, CIT	8
Taylor Garris, SAM	7
Shane Lussier, WOF	7
Colin Davis, WOF	7
3 tied at	6

### Sacrifice flies

Zeb Roos, WOF	6
Zack Budzik, UNCG	6
Jack Renwick, WOF	5
RJ Yeager, MER	5
Josh Madole, UNCG	5
6 tied at	4

### Stolen bases

Jack Renwick, WOF	28
Max Pinto, SAM	21
Trey Yunger, WOF	20
Colin Davis, WOF	18
Shane Lussier, WOF	17
Corey Rosier, UNCG	17
Zack Budzik, UNCG	16
Zac Morris, VMI	16
Nolen Hester, WOF	13
Jeffery Brown, CIT	13

### Total plate appearances

RJ Yeager, MER	272
Bill Knight, MER	270
Lawson Hill, WOF	270
Max Pinto, SAM	265
Brandon Michie, MER	256
John Dempsey, WOF	255
Pascanel Ferreras, WCU	253
Trey Yunger, WOF	252
Sonny DiChiara, SAM	251
Nolen Hester, WOF	250

### At bats

RJ Yeager, MER	234
Max Pinto, SAM	231
Bill Knight, MER	228
Lawson Hill, WOF	220
Trey Yunger, WOF	215
Pascanel Ferreras, WCU	213
Corey Rosier, UNCG	212
John Dempsey, WOF	208
Jeffery Brown, CIT	208
2 tied at	206

### Steal attempts

Jack Renwick, WOF	35
Max Pinto, SAM	28
Trey Yunger, WOF	26
Corey Rosier, UNCG	23
Colin Davis, WOF	22
Zac Morris, VMI	21
Shane Lussier, WOF	20
Jeffery Brown, CIT	19
Zack Budzik, UNCG	18
Lawson Hill, WOF	18

### Strikeouts

Ryan McCarthy, CIT	67
Hogan Windish, UNCG	64
Angelo DiSpigna, MER	63
Brandon Michie, MER	63
Sonny DiChiara, SAM	60
Max Pinto, SAM	59
Pascanel Ferreras, WCU	58
Colby Thomas, MER	53
Pres Cavanaugh, UNCG	52
Cody Warner, VMI	52

### Caught stealing

Lawson Hill, WOF	8
Max Pinto, SAM	7
Ty Swaim, VMI	7
Jack Renwick, WOF	7
Corey Rosier, UNCG	6
Trey Yunger, WOF	6
Jeffery Brown, CIT	6
Zac Morris, VMI	5
Will Prater, WCU	5
2 tied at	4

### Grounded into DP

Ryan Crockett, SAM	9
Luke Robinson, WCU	7
Justin Starke, VMI	7
Will David, SAM	6
Noah Mitchell, CIT	5
Bill Knight, MER	5
Lawson Hill, WOF	5
6 tied at	4

## INDIVIDUAL PITCHING LEADERS

### Earned run average

Dalton Rhadans, WOF	2.59
Elliot Carney, WOF	3.07
Tyler Bradt, VMI	3.20
Colby Stuart, ETSU	3.22
Austin Parsley, UNCG	3.30
Zebby Matthews, WCU	3.52
Jackson Kelley, MER	3.67
Hunter Loyd, ETSU	4.11
Taylor Lobus, MER	4.25
Garett Delano, MER	4.32

### Opposing bat average

Elliot Carney, WOF	.192
Hunter Loyd, ETSU	.213
Dalton Rhadans, WOF	.228
Tyler Bradt, VMI	.230
Garett Delano, MER	.231
Colby Stuart, ETSU	.238
Cameron Reeves, CIT	.244
Taylor Lobus, MER	.245
Austin Parsley, UNCG	.261
Nathaniel Tate, ETSU	.262

### Innings pitched

Jacob Menders, VMI	88.1
Elliot Carney, WOF	88.0
Jake Pilarski, CIT	87.0
Colby Stuart, ETSU	86.2
Cameron Reeves, CIT	82.0
Samuel Strickland, SAM	81.1
Garett Delano, MER	81.1

Nathan Light, VMI	77.2
Hunter Loyd, ETSU	72.1
Taylor Lobus, MER	72.0

### Batters struck out

Elliot Carney, WOF	107
Jake Pilarski, CIT	93
Cameron Reeves, CIT	85
Hunter Loyd, ETSU	83
Nathaniel Tate, ETSU	74
Jackson Kelley, MER	73
Taylor Lobus, MER	73
Colby Stuart, ETSU	73
Jesse McCord, SAM	71
Samuel Strickland, SAM	70

### Batters SO out looking

Elliot Carney, WOF	41
Austin Parsley, UNCG	29
Nathaniel Tate, ETSU	27
Brendan Collins, UNCG	26
Tommy Green, MER	26
Dalton Rhadans, WOF	22
Taylor Lobus, MER	22
Austin Koehn, UNCG	22
Zebby Matthews, WCU	21
Jake Pilarski, CIT	21

### Wins

Carson Cupo, SAM	9
Taylor Lobus, MER	9
Austin Parsley, UNCG	8

Zach Franklin, WCU	7
Dalton Rhadans, WOF	6
Garett Delano, MER	6
Colby Stuart, ETSU	6
Zebby Matthews, WCU	6
Elliot Carney, WOF	6
4 tied at	5

### Saves

Luke Sutko, MER	12
Chase Isbell, SAM	7
Dalton Rhadans, WOF	7
Matthew Bollenbach, ETSU	6
Kross Robinson, UNCG	5
Seth Chavez, ETSU	4
Brandon Stephens, UNCG	4
Gant Starling, CIT	3
Devin Beckley, CIT	3
Clay Schwaner, WOF	3

### Appearances

Luke Sutko, MER	31
Carson Cupo, SAM	29
Jack Voigt, UNCG	27
Blake Bortak, SAM	26
Chase Isbell, SAM	26
Devin Beckley, CIT	26
Jackson Kelley, MER	25
Chace Cooper, CIT	25
Josh Farmer, MER	25
3 tied at	24

### Games started

Zach Hester, SAM	16
Samuel Strickland, SAM	16
Elliot Carney, WOF	15
Nathan Light, VMI	15
Austin Koehn, UNCG	15
Jackson Kelley, MER	14
Brendan Collins, UNCG	14
Colby Stuart, ETSU	14
4 tied at	13

### Games finished

Chase Isbell, SAM	25
Luke Sutko, MER	23
Dalton Rhadans, WOF	17
Zach Franklin, WCU	14
Brandon Stephens, UNCG	12
Kross Robinson, UNCG	12
Seth Chavez, ETSU	12
Trey Morgan, VMI	11
5 tied at	8

### Games in relief

Luke Sutko, MER	31
Carson Cupo, SAM	29
Jack Voigt, UNCG	27
Chase Isbell, SAM	26
Chace Cooper, CIT	25
Dalton Rhadans, WOF	24
Davis Tyndall, WCU	23
Brandon Stephens, UNCG	23
Robert Bennett, MER	23
Blake Bortak, SAM	22

### Sacrifice bunts allowed

Jacob Menders, VMI	11
Colby Stuart, ETSU	10

Nathan Light, VMI	8
Garett Delano, MER	8
Dom Marcoccio, WOF	7
Austin Parsley, UNCG	7
Jalon Long, SAM	7
Jake Pilarski, CIT	7
Devin Beckley, CIT	6
Luke Sutko, MER	6

### Sacrifice flies allowed

Nathan Light, VMI	8
Jacob Curry, UNCG	5
Jack Snyder, WCU	5
Devin Beckley, CIT	5
8 tied at	4

### Losses

Nathan Light, VMI	10
Cameron Reeves, CIT	10
Lathan Todd, CIT	8
Zach Jones, CIT	7
Adam Jewell, VMI	6
Jesse McCord, SAM	6
Devin Beckley, CIT	6
Josh Vitus, WOF	5
Hunter Loyd, ETSU	5
Luke Sutko, MER	5

### Runners picked off

Colby Stuart, ETSU	5
Jacob Menders, VMI	5
Zebby Matthews, WCU	4
Nathan Light, VMI	3
Lawson Hill, WOF	3
Trey Morgan, VMI	3
5 tied at	2

### Wild pitches

Brendan Collins, UNCG	15
Alex Hoppe, UNCG	14
Davis Tyndall, WCU	14
Hunter Loyd, ETSU	14
Nathan Light, VMI	13
Jesse McCord, SAM	12
Elliot Carney, WOF	11
Taylor Lobus, MER	11
Cameron Reeves, CIT	10
2 tied at	9

### Balks

Cameron Reeves, CIT	3
Zach Franklin, WCU	3
Zach Hester, SAM	2
Zach Jones, CIT	2
Tommy Green, MER	2
Alex Hoppe, UNCG	2
Chace Cooper, CIT	2
Brady Jones, ETSU	2
Nick Hyde, WCU	2
18 tied at	1

### Hit batters

Hunter Loyd, ETSU	13
Nathan Light, VMI	13
Jacob Menders, VMI	13
Zach Hester, SAM	13
Jackson Kelley, MER	12
7 tied at	9



Samford's Samuel Strickland shared the league lead in games started (16) with teammate Zach Hester in 2021. Strickland would be drafted by the Atlanta Braves after the season.

# 2021 INDIVIDUAL STATS



## INDIVIDUAL PITCHING LEADERS (CONT.)

<b>Intentional BB allowed</b>		Elliot Carney, WOF	36	<b>Doubles allowed</b>		Nathanial Tate, ETSU	6
Taylor Lobus, MER	6	Nathanial Tate, ETSU	39	Nathanial Tate, ETSU	6	Zebby Matthews, WCU	6
Dalton Rhadans, WOF	5	Hunter Loyd, ETSU	42	Taylor Lobus, MER	7	Samuel Strickland, SAM	7
Josh Farmer, MER	5	Garett Delano, MER	43	Jackson Kelley, MER	8	Colby Stuart, ETSU	7
Luke Sutko, MER	5			Austin Parsley, UNCG	8	Josh Vitus, WOF	7
Jackson Kelley, MER	3	<b>Earned runs allowed</b>		Garett Delano, MER	10		
Devin Beckley, CIT	3	Dalton Rhadans, WOF	17	Tyler Bradt, VMI	11		
Kross Robinson, UNCG	3	Tyler Bradt, VMI	18	Dalton Rhadans, WOF	13		
Nick Hyde, WCU	3	Austin Parsley, UNCG	22	Zebby Matthews, WCU	13		
6 tied at	2	Zebby Matthews, WCU	24	Samuel Strickland, SAM	13		
		Jackson Kelley, MER	28	Hunter Loyd, ETSU	14		
		Elliot Carney, WOF	30				
<b>Hits allowed</b>		Colby Stuart, ETSU	31	<b>Triples allowed</b>			
Tyler Bradt, VMI	44	Hunter Loyd, ETSU	33	Jacob Menders, VMI	0		
Dalton Rhadans, WOF	50	Taylor Lobus, MER	34	Cameron Reeves, CIT	0		
Hunter Loyd, ETSU	57	Nathanial Tate, ETSU	36	Austin Koehn, UNCG	0		
Austin Parsley, UNCG	60			Josh Vitus, WOF	0		
Elliot Carney, WOF	62	<b>Walks allowed</b>		Hunter Loyd, ETSU	0		
Zebby Matthews, WCU	63	Zebby Matthews, WCU	7	Zebby Matthews, WCU	0		
Nathanial Tate, ETSU	65	Austin Parsley, UNCG	8	Tyler Bradt, VMI	0		
Taylor Lobus, MER	66	Josh Vitus, WOF	12	Taylor Lobus, MER	0		
Garett Delano, MER	68	Samuel Strickland, SAM	15	Nathan Light, VMI	1		
Jackson Kelley, MER	73	Nathanial Tate, ETSU	19	Colby Stuart, ETSU	1		
		Dalton Rhadans, WOF	20				
<b>Runs allowed</b>		Austin Koehn, UNCG	20	<b>Home runs allowed</b>			
Dalton Rhadans, WOF	19	Garett Delano, MER	20	Dalton Rhadans, WOF	0		
Zebby Matthews, WCU	28	Elliot Carney, WOF	22	Tyler Bradt, VMI	4		
Tyler Bradt, VMI	29	Colby Stuart, ETSU	23	Hunter Loyd, ETSU	4		
Austin Parsley, UNCG	32			Austin Parsley, UNCG	5		
Jackson Kelley, MER	33			Austin Koehn, UNCG	5		
Colby Stuart, ETSU	34						

## INDIVIDUAL FIELDING LEADERS

<b>Fielding percentage</b>		<b>Assists</b>		<b>Catchers interference</b>		Lawson Hill, WOF	11
Kaden Dreier, SAM	1.000	RJ Yeager, MER	145	Dallas Callahan, UNCG	3	Dallas Callahan, UNCG	10
Bryce Hodge, ETSU	1.000	Ashton King, ETSU	136	Cole Garrett, VMI	2	JT Inskeep, VMI	8
Colin Davis, WOF	1.000	Pascanel Ferreras, WCU	129	JT Inskeep, VMI	1	Robbie O'Neal, UNCG	7
Robbie O'Neal, UNCG	1.000	Taylor Garris, SAM	128	JL Bland, ETSU	1	Luke Robinson, WCU	7
Pres Cavanaugh, UNCG	1.000	Hogan Windish, UNCG	109	Collin Price, MER	1	Tyler Bradt, VMI	6
Tom Brosnahan, WCU	1.000	Callen Nuccio, VMI	102			6 tied at	5
Nolen Hester, WOF	1.000	Jack Renwick, WOF	101	<b>Steal attempts against</b>			
Ethan Cady, ETSU	1.000	Tilo Skole, CIT	100	Collin Price, MER	73	<b>Errors</b>	
Cam Jensen, CIT	1.000	Zac Morris, VMI	100	Kaden Dreier, SAM	66	Taylor Garris, SAM	23
Ben Jackson, ETSU	1.000	Zack Budzik, UNCG	99	Travis Lott, CIT	65	Pascanel Ferreras, WCU	19
				Dallas Callahan, UNCG	45	Brooks O'Brien, CIT	17
<b>Chances</b>		<b>Fielding double plays</b>		Luke Robinson, WCU	38	Ashton King, ETSU	15
Angelo DiSpigna, MER	462	Pascanel Ferreras, WCU	38	Lawson Hill, WOF	35	Zack Budzik, UNCG	14
John Dempsey, WOF	432	Daylan Nanny, WCU	34	JT Inskeep, VMI	31	Matty Brown, WOF	14
Sonny DiChiara, SAM	412	Sonny DiChiara, SAM	31	Cole Garrett, VMI	27	Jack Renwick, WOF	14
Josh Madole, UNCG	401	Taylor Garris, SAM	27	Tom Brosnahan, WCU	24	Tilo Skole, CIT	13
Collin Price, MER	397	Angelo DiSpigna, MER	27	Samuel Strickland, SAM	24	4 tied at	11
Luke Robinson, WCU	376	Josh Madole, UNCG	25				
Justin Starke, VMI	353	Hogan Windish, UNCG	25	<b>Stolen bases against</b>			
Kaden Dreier, SAM	349	Bryce Hodge, ETSU	24	Collin Price, MER	54		
Lawson Hill, WOF	338	Daniel Walsh, WCU	24	Travis Lott, CIT	53		
Travis Lott, CIT	335	Justin Starke, VMI	21	Kaden Dreier, SAM	51		
				Dallas Callahan, UNCG	35		
<b>Putouts</b>		<b>Passed balls</b>		Luke Robinson, WCU	31		
Angelo DiSpigna, MER	425	Travis Lott, CIT	13	Lawson Hill, WOF	24		
Sonny DiChiara, SAM	384	Cole Garrett, VMI	10	JT Inskeep, VMI	23		
John Dempsey, WOF	374	Luke Robinson, WCU	9	Cole Garrett, VMI	23		
Josh Madole, UNCG	368	JT Inskeep, VMI	8	Tom Brosnahan, WCU	20		
Collin Price, MER	345	Tyler McManus, SAM	6	Samuel Strickland, SAM	19		
Luke Robinson, WCU	334	Collin Price, MER	6				
Justin Starke, VMI	320	Kaden Dreier, SAM	6	<b>Caught stealing by</b>			
Kaden Dreier, SAM	319	Dallas Callahan, UNCG	5	Collin Price, MER	19		
Daylan Nanny, WCU	297	3 tied at	4	Kaden Dreier, SAM	15		
Travis Lott, CIT	296			Travis Lott, CIT	12		



# YEARLY STANDINGS

## REGULAR-SEASON CHAMPIONS

Year	School	W	L	Pct.	Year	School	W	L	Pct.	Year	School	W	L	Pct.
1954	Virginia Tech	10	4	.714	1986	N-Appalachian State	15	2	.882	2018	UNCG	18	3	.857
1955	West Virginia	7	2	.778		S-Western Carolina	12	5	.706	2019	Samford	25	7	.683
1956	George Washington	8	3	.727	1987	N-Appalachian State	10	2	.833	2020	Season not completed due to COVID-19			
1957	George Washington	12	1	.923		S-Western Carolina	13	3	.813	2021	Wofford	21	9	.700
1958	Richmond	9	2	.818	1988	N-VMI	11	7	.611					
	George Washington	9	2	.818		S-Western Carolina	14	3	.824					
1959	George Washington	7	2	.778	1989	Western Carolina	10	5	.667					
1960	The Citadel	8	2	.800	1990	The Citadel	13	1	.920					
	Richmond	8	2	.800	1991	The Citadel	16	2	.889					
1961	West Virginia	8	2	.800	1992	Western Carolina	17	4	.810					
1962	West Virginia	9	2	.818	1993	Georgia Southern	18	5	.783					
1963	West Virginia	13	1	.929	1994	Western Carolina	19	4	.826					
1964	West Virginia	14	2	.875	1995	The Citadel	19	5	.792					
1965	Furman	9	2	.818	1996	Georgia Southern	17	3	.850					
1966	East Carolina	12	3	.800	1997	Georgia Southern	18	6	.750					
1967	West Virginia	13	3	.813		Western Carolina	18	6	.750					
1968	East Carolina	8	1	.889	1998	UNCG	22	5	.815					
1969	Furman	11	3	.786	1999	The Citadel	24	5	.828					
1970	East Carolina	13	6	.684	2000	Georgia Southern	23	7	.767					
1971	The Citadel	11	5	.688		The Citadel	23	7	.767					
	Furman	11	5	.688	2001	Georgia Southern	21	9	.700					
1972	Richmond	13	3	.813	2002	The Citadel	22	8	.733					
1973	Appalachian State	11	3	.786	2003	Western Carolina	22	8	.733					
1974	East Carolina	12	2	.857	2004	College of Charleston	25	5	.833					
1975	The Citadel	11	3	.786	2005	College of Charleston	27	3	.900					
1976	Furman	11	2	.846	2006	Elon	21	6	.778					
1977	East Carolina	15	1	.938	2007	Western Carolina	20	7	.741					
1978	Marshall	11	1	.917		College of Charleston	20	7	.741					
1979	The Citadel	13	3	.813	2008	Elon	19	8	.704					
1980	ETSU	14	1	.933	2009	Elon	23	4	.852					
1981	ETSU	12	4	.750	2010	The Citadel	24	6	.800					
	Marshall	12	4	.750	2011	Elon	23	7	.767					
	Western Carolina	12	4	.750	2012	Appalachian State	21	9	.700					
1982	The Citadel	14	2	.875		College of Charleston	21	9	.700					
1983	The Citadel	12	2	.857	2013	Western Carolina	23	7	.767					
1984	N-Appalachian State	12	2	.857	2014	Western Carolina	20	6	.769					
	S-Western Carolina	13	3	.813	2015	Mercer	16	7	.696					
1985	N-Appalachian State	14	3	.824	2016	Mercer	16	8	.667					
	S-Davidson	11	5	.688	2017	Mercer	17	6	.739					

## REGULAR-SEASON CHAMPIONSHIPS BY SCHOOL

(Current schools)

The Citadel	13
Western Carolina	13
Furman	4
Mercer	3
ETSU	2
UNCG	2
Samford	1
VMI	1
Wofford	1

(Former schools)

Appalachian State	6
West Virginia	6
East Carolina	5
Georgia Southern	5
College of Charleston	4
Elon	4
George Washington	4
Richmond	3
Marshall	2
Davidson	1
Virginia Tech	1

#SoConBSB

Year	Conference	Overall		
	W	L	W	L
1954	10	4	14	8
Virginia Tech*	6	4	16	7#
George Washington	6	4	12	6
VMI	6	4	9	10
Richmond	3	2	5	9
The Citadel	5	4	13	7
West Virginia	3	4	5	13
Davidson	2	4	8	7
Furman	4	9	4	15
Washington & Lee	2	8	4	12
William & Mary				
1955	7	2	20	6
West Virginia*	8	3	12	6
George Washington	8	4	13	8
Virginia Tech	6	3	7	9
The Citadel	5	3	11	5
Davidson	5	5	10	11
Richmond	6	7	12	8
VMI	4	7	8	9
William & Mary	3	12	4	17
Washington & Lee	1	7	5	15
Furman				
1956	8	3	11	7#
George Washington*	6	3	15	9
West Virginia	4	2	10	10
Furman	6	4	9	8
Richmond	7	7	12	10
VMI	7	7	9	12
Virginia Tech	6	7	6	10
William & Mary	4	5	10	13
The Citadel	5	9	6	13
Washington & Lee	3	9	6	13
Davidson				

Year	Conference	Overall		
	W	L	W	L
1957	12	1	19	4
George Washington*	5	3	11	11
Furman	8	7	11	8
William & Mary	8	7	9	12
Virginia Tech	4	5	12	8
West Virginia	6	8	11	10
Richmond	3	4	10	10
The Citadel	4	6	8	13
VMI	4	7	8	10
Washington & Lee	3	9	6	13
Davidson				
1958	9	2	13	3
Richmond*	9	2	13	7
George Washington*	7	3	15	9
The Citadel	7	4	11	6#
Davidson	5	3	12	11
West Virginia	6	7	9	11
Virginia Tech	3	5	8	12
Furman	2	8	5	9
Washington & Lee	2	8	3	11
VMI	1	9	3	11
William & Mary				
1959	7	2	14	5
George Washington*	7	3	10	4
Richmond	6	3	19	5
The Citadel	9	5	12	7
Virginia Tech	8	5	16	9
West Virginia	4	5	8	12
Furman	5	10	5	11
VMI	3	7	4	17
Davidson	2	11	4	12
William & Mary				

Year	Conference	Overall		
	W	L	W	L
1960	8	2	13	3
Richmond*	8	2	19	5
The Citadel*	6	4	17	9
West Virginia	6	4	15	9
Furman	7	6	10	9
Virginia Tech	5	5	10	6
George Washington	5	8	6	8
VMI	3	5	7	12
Davidson	2	14	6	15
William & Mary				
1961	8	2	17	10
West Virginia*	7	3	11	4
Richmond	7	3	15	10
Furman	7	6	9	15
Virginia Tech	6	6	7	7
VMI	6	6	9	14#
Davidson	5	6	11	8
The Citadel	2	7	6	10
George Washington	2	11	2	13
William & Mary				
1962	9	2	19	8
West Virginia*	8	3	12	5
Richmond	6	3	12	9
Furman	7	5	11	6
Virginia Tech	7	7	8	7
VMI	4	6	8	7
George Washington	3	7	10	13
The Citadel	3	7	8	16
Davidson	3	10	4	12
William & Mary				

# YEARLY STANDINGS



	Conference		Overall	
	W	L	W	L
West Virginia*	13	1	30	3
Virginia Tech	10	1	14	7
Richmond	9	5	10	8
VMI	7	7	14	11
The Citadel	4	7	9	10
George Washington	4	8	4	13
Furman	3	7	7	16
Davidson	4	10	8	18
William & Mary	1	9	2	14

	Conference		Overall	
	W	L	W	L
West Virginia*	14	2	24	5
Furman	10	3	17	11
Davidson	9	5	14	13#
Virginia Tech	9	6	12	10
Richmond	5	7	8	11
George Washington	5	8	6	12#
VMI	5	9	10	12
The Citadel	3	10	7	12
William & Mary	2	12	2	14

	Conference		Overall	
	W	L	W	L
Furman*	9	2	12	14
West Virginia	10	4	19	9
Richmond	10	5	13	10
VMI	8	6	15	9
The Citadel	9	7	12	12
George Washington	4	6	9	7
Virginia Tech	5	11	10	13
Davidson	5	11	8	24
William & Mary	3	11	4	30

	Conference		Overall	
	W	L	W	L
East Carolina*	12	3	17	10
West Virginia	12	4	26	7
George Washington	9	5	13	6#
William & Mary	10	6	12	15
Richmond	7	5	17	6
VMI	6	10	10	13
Davidson	5	11	10	24
The Citadel	3	9	8	16
Furman	2	13	4	25

	Conference		Overall	
	W	L	W	L
West Virginia*	13	3	22	9
East Carolina	13	3	23	6
Richmond	10	5	13	9
William & Mary	8	8	17	13
VMI	7	9	9	10
Furman	6	8	8	18
The Citadel	6	9	9	16
George Washington	2	10	6	13
Davidson	2	12	3	20

	Conference		Overall	
	W	L	W	L
East Carolina*	8	1	21	11
William & Mary	5	3	21	14
Richmond	4	3	9	11
Furman	5	4	14	13
West Virginia	4	4	9	8
The Citadel	4	5	16	10
George Washington	3	4	12	8
VMI	3	5	7	8
Davidson	1	8	3	23

	Conference		Overall	
	W	L	W	L
VMI	9	8	10	12
William & Mary	8	7	15	13
George Washington	7	7	13	16
Richmond	3	9	6	12

	South		Overall	
	W	L	W	L
Furman*	11	3#	18	17#
The Citadel	10	6	18	10
East Carolina	7	7	15	13
Davidson	3	11#	8	18#

	Conference		Overall	
	W	L	W	L
<b>North</b>				
William & Mary	9	6	17	16
George Washington	11	8	17	18
Richmond	5	9	9	12
VMI	4	9	6	13
<b>South</b>				
East Carolina*	13	6	18	11
Furman	9	6#	18	11^
The Citadel	6	8#	15	12#
Davidson	5	10	10	15

	Conference		Overall	
	W	L	W	L
<b>1971</b>				
The Citadel*	11	5	22	9
Furman*	11	5	21	12
Richmond	10	6	14	13
William & Mary	10	6	14	13
East Carolina	8	6	18	15
Davidson	6	8	15	19
VMI	6	8	12	18

	Conference		Overall	
	W	L	W	L
<b>1972</b>				
Richmond*	13	3	21	8
East Carolina	11	5	19	10
Furman	10	6	19	13#
The Citadel	9	7	17	13
William & Mary	5	9	15	18
Davidson	3	11	11	20
VMI	3	13	6	19
Appalachian State	0	0	12	13

	Conference		Overall	
	W	L	W	L
<b>1973</b>				
Appalachian State*	11	3	16	12
East Carolina	10	4	16	8
Richmond	8	5	16	8
The Citadel	8	5	16	14
William & Mary	6	6	11	15
Furman	6	6	16	15
Davidson	1	10	8	15
VMI	0	10	3	14

	Conference		Overall	
	W	L	W	L
<b>1974</b>				
East Carolina*	12	2	17	13
Richmond	9	5	22	12
Appalachian State	9	5	20	13
The Citadel	7	7	17	11
Davidson	6	8	10	15
William & Mary	5	9	8	17
VMI	5	9	6	14
Furman	3	11	14	20

	Conference		Overall	
	W	L	W	L
<b>1975</b>				
The Citadel*	11	3	21	9
Davidson	10	4	21	15
East Carolina	9	5	16	12
Furman	8	6	10	12
Richmond	8	6	17	16
Appalachian State	6	8	19	16
William & Mary	3	11	10	18
VMI	1	13	2	18

	Conference		Overall	
	W	L	W	L
<b>1976</b>				
Furman*	11	2	23	16
Richmond	9	5	20	12
The Citadel	7	4	18	9
East Carolina	7	6	22	7
William & Mary	5	5	13	20
Davidson	5	8	10	22
Appalachian State	4	8	24	14
VMI	2	12	6	23

	Conference		Overall	
	W	L	W	L
<b>1977</b>				
East Carolina*	15	1	30	12
Western Carolina	14	2	27	5
The Citadel	10	4	21	11
Marshall	8	8	20	21
William & Mary	7	9	15	25
Appalachian State	6	10	21	14
Davidson	5	11	15	25
Furman	3	13	14	30
VMI	2	12	5	19
Chattanooga	0	0	23	14



*Wake Forest second baseman Charles Teague was a three-time All-American and three-time All-Southern Conference selection from 1947-50. In 1949, he helped the Demon Deacons to the College World Series championship game. He was named to the SoCon's 75th anniversary team in 1995 and was posthumously inducted into National College Baseball Hall of Fame in 2010 and the SoCon Hall of Fame in 2014.*



Future MLB All-Star Atlee Hammaker starred for ETSU in the late 70s and was part of the Bucs' first SoCon team in 1979.

#SoConBSB

	Conference		Overall	
	W	L	W	L
Marshall*	11	1	27	13
Appalachian State	10	4	24	10
The Citadel	9	5	30	9
Western Carolina	8	5	20	13#
Furman	6	7	13	18
Chattanooga	5	9	25	18
Davidson	4	8	15	26
VMI	4	8	15	26

	Conference		Overall	
	W	L	W	L
The Citadel*	13	3	27	15
Appalachian State	10	5	20	22
ETSU	10	5	29	23
Marshall	10	6	23	15#
Furman	9	7	16	16
Western Carolina	6	7	13	15
Chattanooga	6	10	16	15
Davidson	5	11	13	23
VMI	0	15	6	25

	Conference		Overall	
	W	L	W	L
ETSU*	14	1	39	7#
Marshall	10	3	17	11
Appalachian State	10	5	17	19
Western Carolina	8	5	22	15
The Citadel	9	6	23	14
Davidson	7	8	15	24
Furman	2	10	7	22
Chattanooga	1	11	12	20
VMI	0	12	4	22

	Conference		Overall	
	W	L	W	L
Western Carolina*	12	4	25	14
ETSU*	12	4	44	17
Marshall*	12	4	22	17
The Citadel	11	5	31	13
Appalachian State	8	8	35	17#
Davidson	7	9	18	26
Chattanooga	6	10	28	24
Furman	4	12	11	33
VMI	0	16	3	37

	Conference		Overall	
	W	L	W	L
The Citadel*	14	2	40	8
Western Carolina	12	4	28	12
ETSU	10	4	34	19
Appalachian State	8	8	30	21
Marshall	8	8	17	21
VMI	6	10	11	29
Furman	4	10	15	19#
Chattanooga	4	10	12	20
Davidson	2	12	13	26

	Conference		Overall	
	W	L	W	L
The Citadel*	12	2	34	10
ETSU	9	3	20	18
Western Carolina	9	5	25	20
Appalachian State	7	7	33	14
Marshall	7	7	19	14
VMI	5	9	11	25
Davidson	3	11	11	24
Furman	2	10	4	22

	Conference		Overall	
	W	L	W	L
Appalachian State*+	12	2	35	7
VMI	6	7	16	18
Marshall	5	8	11	16
ETSU	3	9	9	19
South				
W	L	W	L	
Western Carolina*	13	3	37	20
The Citadel	12	5	26	21
Davidson	5	12	12	16#
Furman	4	14	16	19

	Conference		Overall	
	W	L	W	L
Appalachian State*	14	3	35	13
Marshall	10	8	26	18#
VMI	8	10	16	24
ETSU	3	14	10	31

	Conference		Overall	
	W	L	W	L
Davidson*	11	5	24	19
Western Carolina+	11	6	37	35
The Citadel	8	10	29	20
Furman	4	13	16	29

	Conference		Overall	
	W	L	W	L
Appalachian State*	15	2	40	13#
ETSU	9	9	21	21
VMI	7	11	15	25
Marshall	4	13	15	18

	Conference		Overall	
	W	L	W	L
Western Carolina*+	12	5	33	28
Davidson	10	8	21	20#
The Citadel	9	9	29	20
Furman	4	13	15	24

	Conference		Overall	
	W	L	W	L
Appalachian State*	10	2	26	13
VMI	8	4	16	16#
Marshall	5	7	16	17
ETSU	1	11	9	19#

	Conference		Overall	
	W	L	W	L
Western Carolina*+	13	3	36	20
Davidson	10	7	25	17
The Citadel	6	12	19	31
Furman	5	12	11	26#

	Conference		Overall	
	W	L	W	L
VMI*	11	7	20	20
Appalachian State	9	7	29	17
Marshall	7	9	23	17
ETSU	7	11	16	35

	Conference		Overall	
	W	L	W	L
Western Carolina*+	14	3	38	24
The Citadel	12	6	33	20
Davidson	7	11	28	26
Furman	2	15	8	29

	Conference		Overall	
	W	L	W	L
Western Carolina*+	10	5	23	31
Marshall	8	5	16	14
Appalachian State	9	7	29	13
VMI	8	7	16	23
The Citadel	8	9	30	20
Furman	5	10	13	21
ETSU	5	10	10	21

	Conference		Overall	
	W	L	W	L
The Citadel*+	13	1	46	14
Western Carolina	10	7	37	25
Marshall	10	7	20	19
VMI	6	8	12	26
Appalachian State	6	9	19	22#
Furman	6	11	20	24
ETSU	4	12	10	31

	Conference		Overall	
	W	L	W	L
The Citadel*	16	2	34	19#
Western Carolina	11	3	36	26
Marshall	9	7	16	26
Furman+	6	5	26	26
Appalachian State	5	8	28	21
ETSU	5	13	23	29
VMI	1	15	2	35#

	Conference		Overall	
	W	L	W	L
Western Carolina*+	17	4	44	21#
Georgia Southern	15	6	31	27
ETSU	11	8	31	20
The Citadel	10	9	35	20
Furman	11	10	21	31
Appalachian State	6	14	17	34
Marshall	5	13	15	26
VMI	4	15	11	39

	Conference		Overall	
	W	L	W	L
Georgia Southern*	18	5	38	21
Western Carolina+	15	6	34	28
The Citadel	13	9	32	25
ETSU	11	8	21	17

# YEARLY STANDINGS



Davidson	11	9	20	28
Appalachian State	8	12	15	27
Marshall	9	14	13	27
VMI	5	15	20	29
Furman	4	16	17	22

1994		Conference		Overall	
	W	L	W	L	
Western Carolina*	19	4	45	18	
Georgia Southern	15	7	31	25	
Marshall	12	9	23	20	
ETSU	12	11	19	21	
The Citadel+	11	13	32	34	
Appalachian State	10	13	22	26	
VMI	10	13	21	29	
Davidson	10	14	20	31	
Furman	4	19	9	35	

1995		Conference		Overall	
	W	L	W	L	
The Citadel*+	19	5	39	21	
Georgia Southern	14	10	35	24	
Western Carolina	13	11	32	24	
Davidson	12	12	19	32	
ETSU	11	12#	25	27#	
Appalachian State	10	13#	17	30#	
VMI	10	14	19	28	
Marshall	9	15	12	38	
Furman	9	15	16	32	

1996		Conference		Overall	
	W	L	W	L	
Georgia Southern*+	17	3	46	14	
Western Carolina	17	7	32	24#	
Furman	15	9	26	29	
The Citadel	13	10	33	26	
Appalachian State	12	10	27	19	
ETSU	11	12	26	24	
VMI	7	16	17	29	
Davidson	6	18	16	33	
Marshall	4	17	7	35#	

1997		Conference		Overall	
	W	L	W	L	
Western Carolina*+	18	6	42	20	
Georgia Southern*	18	6	34	26	
The Citadel	16	7	37	21	
Furman	13	11	29	23#	
ETSU	11	11	21	24	
Davidson	8	15	18	34	
Appalachian State	8	16	16	32	
VMI	6	13	13	35	
Marshall	4	17	7	39	

1998		Conference		Overall	
	W	L	W	L	
UNCG*	22	5	40	18	
The Citadel+	21	5	37	24	
Western Carolina	20	6	45	15	
Furman	12	12	21	27#	
Wofford	10	12	15	32	
Georgia Southern	9	15	22	30	
Davidson	8	16	13	38	
ETSU	8	18	18	31	
VMI	7	17	14	35	
Appalachian State	6	17	13	28	

1999		Conference		Overall	
	W	L	W	L	
The Citadel*+	24	5	41	20	
College of Charleston	19	10	31	24	
Western Carolina	18	10	36	23#	
ETSU	18	11	29	25	
UNCG	16	12	29	26	
Georgia Southern	13	15	29	29	
VMI	13	16	22	27	
Furman	13	17	22	35	
Appalachian State	10	20	14	38	
Davidson	9	21	11	37#	
Wofford	7	23	14	36	

2000		Conference		Overall	
	W	L	W	L	
Georgia Southern*+	23	7	38	23	
The Citadel*	23	7	39	20	
UNCG	20	9	34	24	
Furman	15	13#	27	31#	
ETSU	15	15	21	31	
College of Charleston	14	15#	28	28#	
Davidson	14	15	26	28	
Appalachian State	11	17	17	38#	
VMI	11	19	19	30	
Western Carolina	8	22	15	38	
Wofford	7	22	16	38	

2001		Conference		Overall	
	W	L	W	L	
Georgia Southern*	21	9	42	20	
The Citadel+	20	10	38	24	
Furman	18	11	30	25	
Western Carolina	18	11	30	26	
UNCG	17	12	31	28	
Appalachian State	12	14	21	32	
ETSU	13	17	23	32	
College of Charleston	10	16	24	28	
Wofford	9	17	17	31	
Davidson	10	20	19	32	
VMI	8	19	15	32	

2002		Conference		Overall	
	W	L	W	L	
The Citadel*	22	8	31	26	
Western Carolina	20	10	33	23	
College of Charleston	19	11	36	22	
Georgia Southern+	18	11	39	25	
UNCG	17	11	33	22	
Furman	14	16	26	34	
Wofford	14	16	26	31	
ETSU	13	16	21	36	
Davidson	13	16	21	29	
Appalachian State	10	19	16	34	
VMI	1	27	10	41	

2003		Conference		Overall	
	W	L	W	L	
Western Carolina*+	22	8	43	21	
Georgia Southern	19	10	39	21	
The Citadel	19	11	32	25	
UNCG	17	13	39	21	
Furman	17	13	32	24	
College of Charleston	17	13	31	27	
VMI	16	14	24	28	
Davidson	12	17	18	27	
ETSU	9	20	15	36	
Appalachian State	8	22	14	36	
Wofford	7	22	9	40	

2004		Conference		Overall	
	W	L	W	L	
College of Charleston*	25	5	47	16	
Georgia Southern	21	9	34	25	
The Citadel+	21	9	39	28	
Elon	17	13	31	28	
UNCG	16	14	33	21#	
ETSU	15	15	28	30	
Davidson	13	17	20	33	
Western Carolina	12	18	28	31	
Furman	11	19	21	33	
Wofford	8	22	17	30	
Appalachian State	6	24	10	43	

2005		Conference		Overall	
	W	L	W	L	
College of Charleston*	27	3	48	15	
Georgia Southern	18	11	38	22	
Western Carolina	18	12	33	23	
Elon	18	12	32	25	
UNCG	17	13	31	22	
The Citadel	14	16	25	34	
ETSU	13	16	31	22	
Furman+	13	16	30	29	
Davidson	13	17	26	24	
Wofford	7	23	17	37	
Appalachian State	5	24	10	42	

2006		Conference		Overall	
	W	L	W	L	
Elon*	21	6	45	18	
College of Charleston+	20	7	46	17	
Furman	16	11	32	23	
Georgia Southern	16	11	31	27	
The Citadel	15	12	34	27	
Western Carolina	14	13	33	27	
UNCG	13	14	26	33	
Appalachian State	9	18	24	31#	
Davidson	6	21	18	33	
Wofford	5	22	20	37	

2007		Conference		Overall	
	W	L	W	L	
Western Carolina*	20	7	42	20	
College of Charleston*	20	7	39	19	
Elon	15	12	32	29	
Appalachian State	14	13	33	26	
UNCG	14	13	30	30	
Georgia Southern	13	14	34	28	
The Citadel	12	15	34	27	
Furman	11	16	19	36	
Wofford+	8	19	30	33	
Davidson	8	19	19	34	



Joseph P. Riley, Jr. Park in Charleston, S.C., has hosted the Southern Conference Baseball Championship 16 times since opening in 1997, including a 12-year run from 1997-2008.

	Conference		Overall	
	W	L	W	L
2008				
Elon*+	19	8	44	18
College of Charleston	18	9	39	20
Furman	17	10	33	24
Georgia Southern	16	11	33	25
UNCG	15	12	33	27
Appalachian State	14	13	32	27
Western Carolina	14	13	29	28
The Citadel	12	15	28	28
Wofford	6	21	24	35
Davidson	4	23	12	38

	Conference		Overall	
	W	L	W	L
2009				
Elon*	23	4	41	18
Georgia Southern+	20	8	42	17
The Citadel	20	10	37	22
Western Carolina	19	10	35	22
College of Charleston	17	13	35	22
Appalachian State	15	13	33	21
Davidson	11	16	18	31
Furman	10	20	24	31
Samford	9	21	17	35
UNCG&	7	21	20	29
Wofford	7	22	17	32

& later vacated 16 wins (including four SoCon wins)

	Conference		Overall	
	W	L	W	L
2010				
The Citadel*+	24	6	43	22
College of Charleston	22	8	44	19
Elon	19	11	38	24
Georgia Southern	19	11	34	24
Samford	17	12	31	25
Western Carolina	16	13#	37	21#
Appalachian State	14	14#	38	18#
Furman	11	19	19	37
Wofford	9	21	17	38
UNCG&	7	23	20	33
Davidson	5	25	19	32

& later vacated 19 wins (including six SoCon wins)

	Conference		Overall	
	W	L	W	L
2011				
Elon*	23	7	36	21
UNCG&	22	8	34	20
College of Charleston	18	12	39	22
Samford\$	18	12	37	23
Georgia Southern+	18	12	36	26
Appalachian State	15	15	33	27
Furman	13	16	24	33
Western Carolina	12	18	23	31#
Wofford	9	21	22	33
Davidson	8	21	18	30
The Citadel	8	22	20	36

& later vacated all 34 wins)

\$ later vacated all 37 wins

	Conference		Overall	
	W	L	W	L
2012				
Appalachian State*	21	9	41	18
College of Charleston*	21	9	38	22
Elon	20	10	33	26
Samford+&	19	11	41	23
Western Carolina	16	14	32	24
Georgia Southern	15	15	33	27
Furman	13	17	28	31
The Citadel	13	17	25	33
UNCG	10	20	25	27
Wofford	9	21	22	32
Davidson	8	22	17	31

& later vacated all 41 wins and tournament title

\* - Conference champion  
 + - Tournament champion  
 # - Includes tie game  
 ^ - Includes two tied games  
 % Season cut short by COVID-19



The 2009 Southern Conference Baseball Championship was contested at Fluor Field in Greenville, S.C., for the first time, with Georgia Southern winning the title. The tournament has returned to Fluor Field five times (2012-13 and 2016-19) and will be played there again in 2020.

	Conference		Overall	
	W	L	W	L
2013				
Western Carolina*	23	7	39	20
College of Charleston	18	11	31	26
Elon+	18	11	34	30
The Citadel	18	12	35	25
Appalachian State	13	14	30	24
Furman	14	16	32	25
Georgia Southern	13	17	27	32
Samford&	12	17	27	30
Davidson	12	18	18	31
UNCG	11	19	24	31
Wofford	10	20	20	36

& later vacated all 27 wins

	Conference		Overall	
	W	L	W	L
2014				
Western Carolina*	20	6	37	18
Davidson	17	8	29	19
Georgia Southern+	15	12	40	23
Samford&	15	12	35	25
Wofford	12	14	32	28
Appalachian State	12	14	21	34
Elon	12	15	27	26
Furman	11	15	26	33
UNCG	8	16	21	28
The Citadel	8	18	24	34

& later vacated 19 wins (including nine SoCon wins)

	Conference		Overall	
	W	L	W	L
2015				
Mercer*+	16	7	35	23
Samford	14	10	32	26
Wofford	13	10	39	22
UNCG	12	12	23	27
VMI	12	12	21	30
Furman	11	13	25	33
Western Carolina	11	13	21	30
The Citadel	10	14	28	30
ETSU	8	16	21	35

	Conference		Overall	
	W	L	W	L
2016				
Mercer*	16	8	38	23
UNCG	15	9	38	21
Western Carolina+	15	9	31	31
Furman	14	10	29	30
Samford	13	11	35	26
ETSU	13	11	27	30
Wofford	12	12	30	28
The Citadel	6	18	17	42
VMI	4	20	21	35

	Conference		Overall	
	W	L	W	L
2017				
Mercer*	17	6	39	17
Western Carolina	15	8	28	28
UNCG+	14	10	36	24
Furman	14	10	33	28
Wofford	13	11	28	30
Samford	11	13	33	26
ETSU	9	15	30	29
VMI	7	17	24	34
The Citadel	7	17	16	35

	Conference		Overall	
	W	L	W	L
2018				
UNCG*	18	3	39	15
Samford+	16	8	37	26
Wofford	15	9	36	23
VMI	12	12	26	27
Mercer	11	13	38	22
ETSU	11	13	28	25
Furman	9	12	24	28
The Citadel	8	16	19	34
Western Carolina	5	19	11	47

	Conference		Overall	
	W	L	W	L
2019				
Samford*	19	5	41	19
Wofford	14	9	36	25
UNCG	14	10	34	20
Mercer+	14	10	35	29
Furman	13	11	26	31
ETSU	11	12	34	21
VMI	9	15	17	41
Western Carolina	8	16	21	32
The Citadel	5	19	12	43

	Conference		Overall	
	W	L	W	L
2020%				
Samford	0	0	13	2
Wofford	0	0	14	3
Mercer	0	0	13	3
ETSU	0	0	12	3
UNCG	0	0	12	5
The Citadel	0	0	10	6
Western Carolina	0	0	8	8
Furman	0	0	8	9
VMI	0	0	4	13

	Conference		Overall	
	W	L	W	L
2021				
<b>Blue Division</b>				
Samford+	20	10	35	24
ETSU	13	16	24	25
VMI	13	17	18	29
UNCG	12	18	27	25
<b>Red Division</b>				
Wofford*	21	9	36	21
Mercer	18	9	35	22
Western Carolina	14	11	28	21
The Citadel	4	25	12	39

# SOCON BASEBALL CHAMPIONSHIP



## TOURNAMENT RESULTS

Year	Champion (seed)	Games	Attendance	Average	Site
1950	Wake Forest	6			Greensboro, N.C.
1951	Duke	4			Greensboro, N.C.
1952	Duke	7			Raleigh, N.C.
1953	Duke	6			Raleigh, N.C.
1984	Appalachian State (1N)	5			Cullowhee, N.C.
1985	Western Carolina (2S)	7			Boone, N.C.
1986	Western Carolina (1S)	6			Cullowhee, N.C.
1987	Western Carolina (1S)	6			Asheville, N.C.
1988	Western Carolina (1S)	6			Asheville, N.C.
1989	Western Carolina (1)	7			Asheville, N.C.
1990	The Citadel (1)	13			Charleston, S.C.
1991	Furman (4)	13			Charleston, S.C.
1992	Western Carolina (1)	15			Charleston, S.C.
1993	Western Carolina (2)	15			Charleston, S.C.
1994	The Citadel (5)	14			Charleston, S.C.
1995	The Citadel (1)	14			Charleston, S.C.
1996	Georgia Southern (1)	14			Charleston, S.C.
1997	Western Carolina (1)	14	15,295	1,093	Charleston, S.C.
1998	The Citadel (2)	14	22,644	1,617	Charleston, S.C.
1999	The Citadel (1)	14	26,187	1,871	Charleston, S.C.
2000	Georgia Southern (1)	14	26,300	1,879	Charleston, S.C.
2001	The Citadel (2)	14	27,788	1,985	Charleston, S.C.
2002	Georgia Southern (4)	15	22,696	1,513	Charleston, S.C.
2003	Western Carolina (1)	15	20,212	1,347	Charleston, S.C.
2004	The Citadel (3)	15	35,150	2,343	Charleston, S.C.
2005	Furman (8)	14	26,707	1,908	Charleston, S.C.
2006	College of Charleston (2)	16	28,206	1,763	Charleston, S.C.
2007	Wofford (9)	15	30,834	2,056	Charleston, S.C.
2008	Elon (1)	15	15,144	1,010	Charleston, S.C.
2009	Georgia Southern (2)	14	17,820	1,273	Greenville, S.C.
2010	The Citadel (1)	14	21,511	1,537	Charleston, S.C.
2011	Georgia Southern (4)	14	11,860	847	Charleston, S.C.
2012	*Samford (4)	13	18,336	1,410	Greenville, S.C.
2013	Elon (3)	14	8,985	642	Greenville, S.C.
2014	Georgia Southern (4)	16	6,476	405	Charleston, S.C.
2015	Mercer (1)	15	4,933	333	Charleston, S.C.
2016	Western Carolina (2)	16	8,927	558	Greenville, S.C.
2017	UNCG (3)	16	9,755	610	Greenville, S.C.
2018	Samford (2)	15	6,203	414	Greenville, S.C.
2019	Mercer (4)	16	8,998	562	Greenville, S.C.
2020	Not contested due to COVID-19				
2021	Samford (4)	6	2,807	468	Greenville, S.C.

\* later vacated

## TOURNAMENT COMPOSITE RECORDS

Team	App.	Won	Lost	Pct.	Titles
The Citadel	32	73	42	.635	8
ETSU	22	21	42	.333	0
Mercer	6	17	9	.654	2
UNCG	18	27	34	.443	1
Samford*	11	28	14	.667	3
VMI	19	16	36	.308	0
Western Carolina	36	79	57	.581	10
Wofford	12	17	20	.459	1

\* later vacated 10 wins (three from 2011, four from 2012 and three from 2014) and 2012 title

### Former members

Appalachian State	25	32	47	.405	1
College of Charleston	15	26	27	.491	1
Clemson	2	2	3	.400	0
Davidson	17	7	31	.184	0
Duke	3	9	1	.900	3
Elon	11	24	18	.571	2
Furman	27	46	49	.484	2
George Washington	2	2	4	.333	0
Georgia Southern	23	59	36	.621	6
Marshall	8	8	16	.333	0
Maryland	3	2	6	.250	0
North Carolina	1	2	2	.500	0
North Carolina State	1	2	2	.500	0
Richmond	1	0	2	.000	0
Virginia Tech	1	0	2	.000	0
Wake Forest	1	3	0	1.000	1
West Virginia	1	1	1	.500	0

## SINGLE-GAME ATTENDANCE RECORDS

Att.	Opponents	Year
5,419	The Citadel vs. College of Charleston	2003
4,960	The Citadel vs. Western Carolina	1999
4,895	The Citadel vs. Western Carolina	2010
4,892	The Citadel vs. College of Charleston	1999
4,625	The Citadel vs. Western Carolina	2004
4,567	The Citadel vs. UNCG	2001
4,462	The Citadel vs. College of Charleston	2006
4,449	The Citadel vs. Georgia Southern	2001
4,312	The Citadel vs. Georgia Southern	2000
4,127	The Citadel vs. College of Charleston	2000



# SOCON BASEBALL CHAMPIONSHIP

### 1950 (at Greensboro, N.C.) Champion: Wake Forest

Maryland	4	Virginia Tech	3
Wake Forest	14	Clemson	2
Clemson	4	Virginia Tech	3
Wake Forest	7	Maryland	1
Maryland	3	Clemson	2
Wake Forest	15	Maryland	4

### 1951 (at Greensboro, N.C.) Champion: Duke

Duke	11	Maryland	0
Clemson	6	West Virginia	2
West Virginia	4	Maryland	3 (3rd place)
Duke	5	Clemson	0

### 1952 (Devereaux Meadow, Raleigh, N.C.) Champion: Duke

North Carolina State	5	Richmond	0
Duke	7	George Washington	5
George Washington	8	Richmond	7
North Carolina State	5	Duke	4
Duke	8	George Washington	4
Duke	7	North Carolina State	0
Duke	8	North Carolina State	3

### 1953 (Devereaux Meadow, Raleigh, N.C.) Champion: Duke

Duke	6	George Washington	4
North Carolina	13	Maryland	2
George Washington	5	Maryland	4
Duke	7	North Carolina	2
North Carolina	15	George Washington	0
Duke	5	North Carolina	3

### 1984 (Ronnie G. Childress Field; Cullowhee, N.C.) Champion: Appalachian State

#1N Appalachian State	4	#2S The Citadel	1
#1S Western Carolina	10	#2N VMI	7
#1N Appalachian State	9	#1S Western Carolina	5
#2S The Citadel	8	#1S Western Carolina	0
#1N Appalachian State	6	#2S The Citadel	1

### 1985 (Mountaineer Park; Boone, N.C.) Champion: Western Carolina

#2N Marshall	9	#1S Davidson	1
#2S Western Carolina	3	#1N Appalachian State	2
#1S Davidson	8	#1N Appalachian State	5
#2N Marshall	5	#2S Western Carolina	2
#2S Western Carolina	13	#1S Davidson	2
#2S Western Carolina	12	#2N Marshall	6
#2S Western Carolina	13	#2N Marshall	12

### 1986 (Ronnie G. Childress Field; Cullowhee, N.C.) Champion: Western Carolina

#1N Appalachian State	5	#2S Davidson	4
#1S Western Carolina	11	#2N ETSU	2
#2N ETSU	7	#2S Davidson	5
#1S Western Carolina	18	#1N Appalachian State	17
#1N Appalachian State	16	#2N ETSU	14
#1S Western Carolina	11	#1N Appalachian State	8

### 1987 (McCormick Field; Asheville, N.C.) Champion: Western Carolina

#1S Western Carolina	16	#2N VMI	4
#1N Appalachian State	8	#2S Davidson	5
#2N VMI	15	#2S Davidson	7
#1S Western Carolina	8	#1N Appalachian State	7
#2N VMI	10	#1N Appalachian State	9 (10)
#1S Western Carolina	9	#2N VMI	4

### 1988 (McCormick Field; Asheville, N.C.) Champion: Western Carolina

#2S The Citadel	9	#1N VMI	8
#1S Western Carolina	18	#2N Appalachian State	8
#2N Appalachian State	11	#1N VMI	4
#1S Western Carolina	6	#2S The Citadel	4
#2S The Citadel	16	#2N Appalachian State	9

#1S Western Carolina	22	#2S The Citadel	6
----------------------	----	-----------------	---

### 1989 (McCormick Field; Asheville, N.C.) Champion: Western Carolina\*

#2 Marshall	12	#7 ETSU	4
#3 Appalachian State	8	#6 Furman	2
#5 The Citadel	17	#4 VMI	11
#6 Furman	7	#4 VMI	5
#3 Appalachian State	13	#2 Marshall	9*
#1 Western Carolina	7	#3 Appalachian State	2*
#1 Western Carolina	4	#2 Marshall	2*

\*Heavy rains forced the cancellation of games five through eight of the tournament. A playoff was held at Montreat, N.C., between Appalachian State, Marshall and Western Carolina to determine the league's automatic qualifier in the NCAA tournament.

### 1990 (College Park; Charleston, S.C.) Champion: The Citadel

#2 Western Carolina	6	#7 ETSU	1
#3 Marshall	5	#6 Furman	2
#5 Appalachian State	9	#4 VMI	2
#6 Furman	10	#4 VMI	9 (10)
#3 Marshall	3	#2 Western Carolina	1
#1 The Citadel	7	#5 Appalachian State	2
#7 ETSU	5	#6 Furman	2
#2 Western Carolina	5	#5 Appalachian State	4
#1 The Citadel	9	#3 Marshall	2
#2 Western Carolina	11	#3 Marshall	3
#1 The Citadel	6	#7 ETSU	0
#1 The Citadel	9	#2 Western Carolina	5

### 1991 (College Park; Charleston, S.C.) Champion: Furman

#2 Western Carolina	18	#7 VMI	2
#6 ETSU	14	#3 Marshall	4
#5 Appalachian State	4	#4 Furman	2
#4 Furman	10	#3 Marshall	4
#6 ETSU	7	#2 Western Carolina	4
#5 Appalachian State	2	#1 The Citadel	0
#4 Furman	8	#7 VMI	3
#2 Western Carolina	7	#1 The Citadel	3
#5 Appalachian State	7	#6 ETSU	1
#2 Western Carolina	9	#6 ETSU	4
#4 Furman	7	#5 Appalachian State	6 (10)
#2 Western Carolina	4	#5 Appalachian State	0
#4 Furman	11	#2 Western Carolina	9

### 1992 (College Park; Charleston, S.C.) Champion: Western Carolina

#1 Western Carolina	3	#8 VMI	2
#4 The Citadel	6	#5 Furman	4 (12)
#2 Georgia Southern	4	#7 Marshall	3
#3 ETSU	1	#6 Appalachian State	0
#8 VMI	5	#5 Furman	3
#6 Appalachian State	8	#7 Marshall	7
#1 Western Carolina	2	#4 The Citadel	1
#2 Georgia Southern	7	#3 ETSU	4
#4 The Citadel	12	#6 Appalachian State	3
#3 ETSU	20	#8 VMI	3
#1 Western Carolina	17	#2 Georgia Southern	10
#4 The Citadel	9	#3 ETSU	4
#2 Georgia Southern	9	#4 The Citadel	0
#2 Georgia Southern	14	#1 Western Carolina	12
#1 Western Carolina	4	#2 Georgia Southern	3

### 1993 (College Park; Charleston, S.C.) Champion: Western Carolina

#8 VMI	8	#1 Georgia Southern	1
#5 Davidson	12	#4 ETSU	5
#2 Western Carolina	7	#7 Marshall	6
#3 The Citadel	7	#6 Appalachian State	1
#1 Georgia Southern	10	#4 ETSU	3
#7 Marshall	4	#6 Appalachian State	2
#8 VMI	15	#5 Davidson	5
#2 Western Carolina	6	#3 The Citadel	3
#5 Davidson	10	#7 Marshall	1
#1 Georgia Southern	9	#3 The Citadel	6
#8 VMI	8	#2 Western Carolina	4
#1 Georgia Southern	12	#5 Davidson	5
#2 Western Carolina	6	#1 Georgia Southern	5
#2 Western Carolina	12	#8 VMI	5

#2 Western Carolina	5	#8 VMI	1
---------------------	---	--------	---

### 1994 (College Park; Charleston, S.C.) Champion: The Citadel

#8 Davidson	2	#1 Western Carolina	1
#3 Marshall	7	#6 Appalachian State	3
#7 VMI	6	#2 Georgia Southern	4
#5 The Citadel	8	#4 ETSU	3
#1 Western Carolina	4	#4 ETSU	0
#2 Georgia Southern	6	#6 Appalachian State	1
#5 The Citadel	10	#8 Davidson	4
#7 VMI	6	#3 Marshall	4
#8 Davidson	5	#2 Georgia Southern	2
#1 Western Carolina	8	#3 Marshall	2
#5 The Citadel	4	#7 VMI	3
#1 Western Carolina	13	#8 Davidson	1
#1 Western Carolina	7	#7 VMI	1
#5 The Citadel	4	#1 Western Carolina	2

### 1995 (College Park; Charleston, S.C.) Champion: The Citadel

#3 Western Carolina	9	#6 Appalachian State	5
#2 Georgia Southern	4	#7 VMI	3
#5 ETSU	6	#4 Davidson	2
#1 The Citadel	5	#8 Marshall	1
#7 VMI	13	#6 Appalachian State	4
#8 Marshall	8	#4 Davidson	5
#2 Georgia Southern	10	#3 Western Carolina	4
#1 The Citadel	10	#5 ETSU	2
#3 Western Carolina	10	#8 Marshall	3
#5 ETSU	8	#7 VMI	4
#1 The Citadel	10	#2 Georgia Southern	4
#5 ETSU	6	#3 Western Carolina	1
#2 Georgia Southern	9	#5 ETSU	6
#1 The Citadel	8	#2 Georgia Southern	3

### 1996 (College Park; Charleston, S.C.) Champion: Georgia Southern

#6 ETSU	10	#3 Furman	7
#7 VMI	7	#2 Western Carolina	3
#1 Georgia Southern	8	#8 Davidson	2
#4 The Citadel	6	#5 Appalachian State	2
#3 Furman	7	#2 Western Carolina	4
#5 Appalachian State	5	#8 Davidson	2
#7 VMI	4	#6 ETSU	2
#1 Georgia Southern	4	#4 The Citadel	3
#6 ETSU	5	#5 Appalachian State	2
#4 The Citadel	17	#3 Furman	3
#1 Georgia Southern	11	#7 VMI	2
#4 The Citadel	11	#6 ETSU	0
#4 The Citadel	8	#7 VMI	5
#1 Georgia Southern	7	#4 The Citadel	1

### 1997 (Joseph P. Riley, Jr. Park; Charleston, S.C.) Champion: Western Carolina

#4 Furman	6	#5 ETSU	2
#1 Western Carolina	4	#8 VMI	3
#2 Georgia Southern	14	#7 Appalachian State	5
#3 The Citadel	18	#6 Davidson	8
#5 ETSU	7	#8 VMI	3 (10)
#7 Appalachian State	7	#6 Davidson	5
#1 Western Carolina	7	#4 Furman	1
#3 The Citadel	14	#2 Georgia Southern	5
#4 Furman	13	#7 Appalachian State	11 (10)
#2 Georgia Southern	14	#5 ETSU	11
#1 Western Carolina	10	#3 The Citadel	3
#4 Furman	12	#2 Georgia Southern	10
#4 Furman	4	#3 The Citadel	2
#1 Western Carolina	10	#4 Furman	9 (10)

### 1998 (Joseph P. Riley, Jr. Park; Charleston, S.C.) Champion: The Citadel

#4 Furman	11	#5 Wofford	3
#1 UNCG	10	#8 ETSU	3
#3 Western Carolina	6	#6 Georgia Southern	5
#2 The Citadel	11	#7 Davidson	2
#5 Wofford	3	#8 ETSU	2
#6 Georgia Southern	6	#7 Davidson	3
#1 UNCG	14	#4 Furman	2
#2 The Citadel	5	#3 Western Carolina	0
#4 Furman	6	#6 Georgia Southern	5
#3 Western Carolina	9	#5 Wofford	4

# SOCON CONFERENCE

# SOCON BASEBALL CHAMPIONSHIP



#2 The Citadel	9	#1 UNCG	0
#3 Western Carolina	2	#4 Furman	1
#1 UNCG	4	#3 Western Carolina	2
#2 The Citadel	12	#1 UNCG	1

### 1999

(Joseph P. Riley, Jr. Park; Charleston, S.C.)

**Champion: The Citadel**

#6 Georgia Southern	8	#3 Western Carolina	5
#2 College of Charleston	15	#7 VMI	4
#4 ETSU	11	#5 UNCG	7
#1 The Citadel	3	#8 Furman	0
#3 Western Carolina	8	#7 VMI	4
#8 Furman	3	#5 UNCG	0
#2 College of Charleston	4	#6 Georgia Southern	2
#1 The Citadel	13	#4 ETSU	5
#8 Furman	10	#6 Georgia Southern	2
#3 Western Carolina	7	#4 ETSU	5
#1 The Citadel	4	#2 College of Charleston	3
#3 Western Carolina	11	#8 Furman	4
#3 Western Carolina	3	#2 College of Charleston	2
#1 The Citadel	6	#3 Western Carolina	3

### 2000

(Joseph P. Riley, Jr. Park; Charleston, S.C.)

**Champion: Georgia Southern**

#4 Furman	3	#5 ETSU	1
#1 Georgia Southern	2	#8 Appalachian State 1 (13)	
#6 College of Charleston	7	#3 UNCG	3
#2 The Citadel	6	#7 Davidson	2
#8 Appalachian State	6	#5 ETSU	3 (15)
#3 UNCG	3	#7 Davidson	2
#1 Georgia Southern	5	#4 Furman	3
#2 The Citadel	6	#6 College of Charleston	3
#4 Furman	7	#3 UNCG	3
#6 College of Charleston	9	#8 Appalachian State	2
#1 Georgia Southern	5	#2 The Citadel	3 (10)
#4 Furman	15	#6 College of Charleston	3
#4 Furman	11	#2 The Citadel	1
#1 Georgia Southern	3	#4 Furman	0

### 2001

(Joseph P. Riley, Jr. Park; Charleston, S.C.)

**Champion: The Citadel**

#5 UNCG	7	#4 Western Carolina	5
#1 Georgia Southern	10	#8 College of Charleston	2
#6 Appalachian State	4	#3 Furman	2 (10)
#2 The Citadel	3	#7 ETSU	2
#8 College of Charleston	9	#4 Western Carolina	7
#7 ETSU	8	#3 Furman	2
#1 Georgia Southern	10	#5 UNCG	7
#2 The Citadel	5	#6 Appalachian State	3
#5 UNCG	9	#7 ETSU	6
#6 Appalachian State	4	#8 College of Charleston	3
#2 The Citadel	3	#1 Georgia Southern	2
#5 UNCG	2	#6 Appalachian State	1
#5 UNCG	4	#1 Georgia Southern	0
#2 The Citadel	4	#5 UNCG	3

### 2002

(Joseph P. Riley, Jr. Park; Charleston, S.C.)

**Champion: Georgia Southern**

#3 College of Charleston	7	#6 Furman	6
#2 Western Carolina	9	#7 Wofford	2
#4 Georgia Southern	4	#5 UNCG	2
#1 The Citadel	7	#8 ETSU	5
#6 Furman	7	#7 Wofford	5
#5 UNCG	3	#8 ETSU	0
#3 College of Charleston	3	#2 Western Carolina	0
#4 Georgia Southern	4	#1 The Citadel	2
#5 UNCG	6	#2 Western Carolina	4
#6 Furman	6	#1 The Citadel	0
#3 College of Charleston	9	#4 Georgia Southern	4
#6 Furman	9	#5 UNCG	7
#4 Georgia Southern	10	#6 Furman	4
#4 Georgia Southern	9	#3 College of Charleston	6
#4 Georgia Southern	8	#3 College of Charleston	0

### 2003

(Joseph P. Riley, Jr. Park; Charleston, S.C.)

**Champion: Western Carolina**

#5 Furman	3	#4 UNCG	2
#1 Western Carolina	14	#8 Davidson	0
#2 Georgia Southern	6	#7 VMI	4
#6 College of Charleston	8	#3 The Citadel	2
#4 UNCG	7	#8 Davidson	3
#7 VMI	2	#3 The Citadel	1



**Ninth-seeded Wofford won the 2007 Southern Conference Baseball Championship in Charleston, S.C. The Terriers won five straight games to take the title, their first.**

#1 Western Carolina	6	#5 Furman	0
#2 Georgia Southern	14	#6 College of Charleston	6
#7 VMI	2	#5 Furman	1
#4 UNCG	4	#6 College of Charleston	3
#1 Western Carolina	1	#2 Georgia Southern	0
#4 UNCG	10	#7 VMI	1
#2 Georgia Southern	4	#4 UNCG	1
#2 Georgia Southern	8	#1 Western Carolina	4
#1 Western Carolina	6	#2 Georgia Southern	5 (11)

### 2004

(Joseph P. Riley, Jr. Park; Charleston, S.C.)

**Champion: The Citadel**

#4 Elon	12	#5 UNCG	3
#8 Western Carolina	4	#1 College of Charleston	3
#7 Davidson	5	#2 Georgia Southern	2
#3 The Citadel	6	#6 ETSU	2
#1 College of Charleston	5	#5 UNCG	4 (10)
#2 Georgia Southern	12	#6 ETSU	4
#8 Western Carolina	7	#4 Elon	6
#3 The Citadel	10	#7 Davidson	2
#4 Elon	7	#2 Georgia Southern	3
#1 College of Charleston	3	#7 Davidson	0
#8 Western Carolina	5	#3 The Citadel	2
#1 College of Charleston	4	#4 Elon	3
#3 The Citadel	7	#1 College of Charleston	2
#3 The Citadel	9	#8 Western Carolina	2
#3 The Citadel	8	#8 Western Carolina	1

### 2005

(Joseph P. Riley, Jr. Park; Charleston, S.C.)

**Champion: Furman**

#4 Elon	12	#5 UNCG	6
#8 Furman	9	#1 College of Charleston	7
#2 Georgia Southern	7	#7 ETSU	3
#3 Western Carolina	6	#6 The Citadel	1
#1 College of Charleston	8	#5 UNCG	2
#6 The Citadel	10	#4 ETSU	6
#8 Furman	6	#4 Elon	3
#2 Georgia Southern	7	#3 Western Carolina	2
#6 The Citadel	8	#4 Elon	7
#1 College of Charleston	11	#3 Western Carolina	4
#8 Furman	4	#2 Georgia Southern	1
#1 College of Charleston	9	#6 The Citadel	7
#2 Georgia Southern	11	#1 College of Charleston	5
#8 Furman	5	#2 Georgia Southern	4

### 2006

(Joseph P. Riley, Jr. Park; Charleston, S.C.)

**Champion: College of Charleston**

#7 UNCG	6	#10 Wofford	5
#8 Appalachian State	5	#9 Davidson	4
#6 Western Carolina	14	#3 Furman	1

#2 Coll. of Charleston	13	#7 UNCG	5
#1 Elon	4	#8 Appalachian State	3
#5 The Citadel	6	#4 Georgia Southern	3
#7 UNCG	5	#3 Furman	4
#4 Georgia Southern	5	#8 Appalachian State	2
#2 College of Charleston	1	#6 Western Carolina	0
#1 Elon	12	#5 The Citadel	3
#6 Western Carolina	13	#4 Georgia Southern	3
#5 The Citadel	10	#7 UNCG	3
#2 Coll. of Charleston	12	#1 Elon	1
#5 The Citadel	4	#6 Western Carolina	2
#5 The Citadel	14	#1 Elon	11
#2 College of Charleston	5	#5 The Citadel	4

### 2007

(Joseph P. Riley, Jr. Park; Charleston, S.C.)

**Champion: Wofford**

#9 Wofford	5	#8 Furman	3
#7 The Citadel	7	#10 Davidson	0
#5 UNCG	9	#4 Appalachian State	3
#9 Wofford	19	#1 College of Charleston	6
#7 The Citadel	7	#2 Western Carolina	2
#3 Elon	14	#6 Georgia Southern	7
#7 The Citadel	6	#3 Elon	5
#4 Appalachian State	11	#1 College of Charleston	10
#6 Georgia Southern	6	#2 Western Carolina	5
#9 Wofford	12	#5 UNCG	5
#5 UNCG	8	#6 Georgia Southern	6
#3 Elon	9	#4 Appalachian State	5
#9 Wofford	6	#7 The Citadel	2
#3 Elon	11	#5 UNCG	9 (10)
#7 The Citadel	5	#3 Elon	2
#9 Wofford	4	#7 The Citadel	2

### 2008

(Joseph P. Riley, Jr. Park; Charleston, S.C.)

**Champion: Elon**

#7 Western Carolina	11	#10 Davidson	10 (12)
#9 Wofford	8	#8 The Citadel	4
#2 College of Charleston	5	#7 Western Carolina	4
#3 Furman	10	#6 Appalachian State	8 (10)
#1 Elon	21	#9 Wofford	12
#4 Georgia Southern	21	#5 UNCG	9
#6 Appalachian State	10	#7 Western Carolina	5
#5 UNCG	14	#9 Wofford	5
#2 Coll. of Charleston	12	#3 Furman	8
#1 Elon	16	#4 Georgia Southern	5
#3 Furman	13	#6 Appalachian State	12
#5 UNCG	12	#4 Georgia Southern	9
#2 Coll. of Charleston	12	#3 Furman	11 (10)
#1 Elon	12	#5 UNCG	4
#1 Elon	17	#2 College of Charleston	8



# SOCON BASEBALL CHAMPIONSHIP

## 2009 (Fluor Field; Greenville, S.C.) Champion: Georgia Southern

#2 Georgia Southern	4	#7 Davidson	3 (11)
#6 Appalachian State	4	#3 The Citadel	1
#1 Elon	10	#8 Furman	8
#4 Western Carolina	12	#5 College of Charleston	4
#3 The Citadel	9	#7 Davidson	8
#8 Furman	6	#5 College of Charleston	5
#2 Georgia Southern	6	#6 Appalachian State	5
#1 Elon	15	#4 Western Carolina	7
#3 The Citadel	5	#6 Appalachian State	3
#8 Furman	7	#4 Western Carolina	6
#3 The Citadel	5	#1 Elon	1
#2 Georgia Southern	16	#8 Furman	4
#1 Elon	8	#3 The Citadel	7
#2 Georgia Southern	7	#1 Elon	3

## 2010 (Joseph P. Riley, Jr. Park; Charleston, S.C.) Champion: The Citadel

#2 College of Charleston	12	#7 Appalachian State	11 (11)
#6 Western Carolina	11	#3 Georgia Southern	4
#1 The Citadel	9	#8 Furman	5
#4 Elon	1	#5 Samford	0
#7 Appalachian State	6	#3 Georgia Southern	2
#5 Samford	13	#8 Furman	10
#1 The Citadel	6	#4 Elon	3 (10)
#6 Western Carolina	7	#2 Coll. of Charleston	6 (12)
#7 Appalachian State	10	#2 College of Charleston	6
#4 Elon	7	#5 Samford	4
#7 Appalachian State	3	#6 Western Carolina	2
#1 The Citadel	6	#4 Elon	5 (10)
#6 Western Carolina	7	#7 Appalachian State	6
#1 The Citadel	10	#6 Western Carolina	3

## 2011 (Joseph P. Riley, Jr. Park; Charleston, S.C.) Champion: Georgia Southern

#7 Furman	12	#2 UNCG	6
#3 Samford*	5	#6 Appalachian State	3
#8 Western Carolina	10	#1 Elon	7 (20)
#4 Georgia Southern	4	#5 College of Charleston	2
#6 Appalachian State	6	#2 UNCG	4
#5 College of Charleston	4	#1 Elon	3
#3 Samford	7	#7 Furman	1
#4 Georgia Southern	12	#8 Western Carolina	1
#6 Appalachian State	5	#7 Furman	0
#5 College of Charleston	4	#8 Western Carolina	2
#3 Samford	2	#6 Appalachian State	1
#5 College of Charleston	9	#4 Georgia Southern	1
#4 Georgia Southern	7	#5 College of Charleston	6
#4 Georgia Southern	1	#3 Samford	0

\* later vacated all wins in tournament

## 2012 (Fluor Field; Greenville, S.C.) Champion: Samford\*

#7 The Citadel	8	#2 Coll. of Charleston	6 (11)
#6 Georgia Southern	19	#3 Elon	2
#1 Appalachian State	7	#8 Furman	5
#4 Samford	7	#5 Western Carolina	0
#3 Elon	14	#2 Coll. of Charleston	12
#8 Furman	9	#5 Western Carolina	8
#6 Georgia Southern	8	#7 The Citadel	1
#4 Samford	12	#1 Appalachian State	7
#3 Elon	7	#7 The Citadel	3
#8 Furman	13	#1 Appalachian State	4
#6 Georgia Southern	10	#3 Elon	7
#4 Samford	12	#8 Furman	2
#4 Samford	9	#6 Georgia Southern	6 (10)

\* later vacated all wins and tournament title

## 2013 (Fluor Field; Greenville, S.C.) Champion: Elon

#4 The Citadel	6	#5 Appalachian State	5
#1 Western Carolina	13	#8 Samford	7
#6 Furman	10	#3 Elon	1
#7 Georgia Southern	2	#2 College of Charleston	0
#3 Elon	18	#2 College of Charleston	8
#5 Appalachian State	2	#8 Samford	1
#4 The Citadel	12	#1 Western Carolina	11
#7 Georgia Southern	3	#6 Furman	2
#5 Appalachian State	15	#1 Western Carolina	4
#3 Elon	8	#6 Furman	1

#4 The Citadel	8	#5 Appalachian State	6
#3 Elon	11	#7 Georgia Southern	4
#3 Elon	7	#7 Georgia Southern	6
#3 Elon	6	#4 The Citadel	5

## 2014 (Joseph P. Riley, Jr. Park; Charleston, S.C.) Champion: Georgia Southern

#8 Furman	6	#9 UNCG	5 (11)
#10 The Citadel	10	#7 Elon	7
#5 Appalachian State	3	#4 Georgia Southern	2 (11)
#8 Furman	3	#1 Western Carolina	2
#2 Davidson	9	#10 The Citadel	7
#3 Samford*	4	#6 Wofford	2
#4 Georgia Southern	8	#1 Western Carolina	4
#6 Wofford	4	#10 The Citadel	2
#8 Furman	3	#5 Appalachian State	1
#3 Samford	7	#2 Davidson	3
#4 Georgia Southern	2	#5 Appalachian State	1
#6 Wofford	10	#2 Davidson	7
#4 Georgia Southern	11	#8 Furman	8
#3 Samford	12	#6 Wofford	3
#4 Georgia Southern	10	#8 Furman	7 (12)
#4 Georgia Southern	4	#3 Samford	3

\* later vacated all wins in tournament

## 2015 (Joseph P. Riley, Jr. Park; Charleston, S.C.) Champion: Mercer

#8 The Citadel	8	#9 ETSU	2
#2 Samford	8	#7 Western Carolina	7 (10)
#3 Wofford	16	#6 Furman	7
#1 Mercer	3	#8 The Citadel	2
#4 VMI	6	#5 UNCG	5
#8 The Citadel	8	#5 UNCG	4
#6 Furman	12	#7 Western Carolina	4
#2 Samford	4	#3 Wofford	3
#1 Mercer	19	#4 VMI	7
#3 Wofford	1	#6 Furman	0
#8 The Citadel	10	#4 VMI	5
#3 Wofford	12	#2 Samford	8
#1 Mercer	8	#8 The Citadel	1
#2 Samford	25	#3 Wofford	4
#1 Mercer	5	#2 Samford	0

## 2016 (Fluor Field; Greenville, S.C.) Champion: Western Carolina

#8 The Citadel	3	#9 VMI	2 (10)
#4 Furman	3	#5 ETSU	0
#1 Mercer	13	#8 The Citadel	1 (7)
#2 Western Carolina	10	#7 Wofford	9
#6 Samford	8	#3 UNCG	5
#5 ETSU	4	#8 The Citadel	2
#3 UNCG	9	#7 Wofford	6
#1 Mercer	6	#4 Furman	1
#2 Western Carolina	14	#6 Samford	4
#6 Samford	12	#5 ETSU	11 (10)
#4 Furman	15	#3 UNCG	10
#1 Mercer	9	#2 Western Carolina	8
#6 Samford	2	#4 Furman	0
#2 Western Carolina	7	#6 Samford	4
#2 Western Carolina	4	#1 Mercer	2
#2 Western Carolina	3	#1 Mercer	2

## 2017 (Fluor Field; Greenville, S.C.) Champion: UNCG

#9 VMI	8	#8 The Citadel	0
#4 Furman	13	#5 Wofford	3 (7)
#1 Mercer	11	#9 VMI	6
#7 ETSU	8	#2 Western Carolina	6
#3 UNCG	6	#6 Samford	3
#9 VMI	6	#5 Wofford	5 (10)
#6 Samford	6	#2 Western Carolina	1
#4 Furman	6	#1 Mercer	1
#3 UNCG	6	#7 ETSU	4
#6 Samford	5	#1 Mercer	4
#7 ETSU	12	#9 VMI	11
#3 UNCG	12	#4 Furman	8
#7 ETSU	16	#6 Samford	6 (8)
#4 Furman	8	#7 ETSU	6
#4 Furman	6	#3 UNCG	4
#3 UNCG	13	#4 Furman	1 (7)

## 2018 (Fluor Field; Greenville, S.C.) Champion: Samford

#9 Western Carolina	6	#8 The Citadel	5
#5 Mercer	19	#4 VMI	0 (7)
#9 Western Carolina	10	#1 UNCG	2
#2 Samford	4	#7 Furman	0
#3 Wofford	8	#6 ETSU	7 (10)
#1 UNCG	11	#4 VMI	7
#6 ETSU	5	#7 Furman	2
#5 Mercer	15	#9 Western Carolina	0 (7)
#2 Samford	5	#3 Wofford	2
#9 Western Carolina	11	#6 ETSU	8
#1 UNCG	15	#3 Wofford	7
#2 Samford	10	#5 Mercer	3
#9 Western Carolina	8	#1 UNCG	4
#5 Mercer	10	#9 Western Carolina	2
#2 Samford	14	#5 Mercer	4 (7)

## 2019 (Fluor Field; Greenville, S.C.) Champion: Mercer

#8 Western Carolina	7	#9 The Citadel	3
#1 Samford	5	#8 Western Carolina	4 (10)
#4 Mercer	11	#5 Furman	2
#6 ETSU	4	#3 UNCG	2
#2 Wofford	12	#7 VMI	7
#5 Furman	9	#8 Western Carolina	7
#3 UNCG	4	#7 VMI	2
#1 Samford	11	#4 Mercer	0
#2 Wofford	2	#6 ETSU	1
#4 Mercer	9	#3 UNCG	5
#6 ETSU	7	#5 Furman	5
#2 Wofford	5	#1 Samford	2
#4 Mercer	11	#6 ETSU	7
#4 Mercer	4	#1 Samford	3
#4 Mercer	12	#2 Wofford	8
#4 Mercer	9	#2 Wofford	5

Not contested due to COVID-19

## 2021 (Fluor Field; Greenville, S.C.) Champion: Samford

#4 Western Carolina	15	#1 Wofford	5
#2 Samford	10	#3 Mercer	8
#1 Wofford	8	#3 Mercer	7
#2 Samford	19	#4 Western Carolina	7 (7)
#4 Western Carolina	11	#1 Wofford	6
#2 Samford	8	#4 Western Carolina	6

#SoConBSB

# SOCON IN NCAA CHAMPIONSHIP



**1947: (1 team, 3-2)**

**District Playoff, Charlotte, N.C.**

Alabama 8, CLEMSON 2  
CLEMSON 8, Auburn 3  
CLEMSON 1, Alabama 0  
CLEMSON 4, Alabama 1

**Eastern Playoff, New Haven, Conn.**

Yale 7, CLEMSON 3

**1948: (1 team, 4-3)**

**District 3 Playoff, Charlotte, N.C.**

NORTH CAROLINA 15, Georgia Tech 0  
NORTH CAROLINA 11, Alabama 3  
George Washington 5, NORTH CAROLINA 4  
NORTH CAROLINA 10, George Washington 0

**Eastern Playoff, Winston-Salem, N.C.**

Yale 6, NORTH CAROLINA 1  
NORTH CAROLINA 7, Illinois 3  
Lafayette 5, NORTH CAROLINA 2

**1949: (1 team, 7-2)**

**District 3 Playoff, Charlotte, N.C.**

WAKE FOREST 5, Kentucky 3  
WAKE FOREST 4, Mississippi State 3 (12)  
WAKE FOREST 8, Kentucky 0

**Region 2 Playoff, South Bend, Ind.**

WAKE FOREST 10, Notre Dame 7  
WAKE FOREST 4, Notre Dame 2

**College World Series, Wichita, Kan.**

WAKE FOREST 2, Southern California 1  
Texas 8, WAKE FOREST 1  
WAKE FOREST 2, Southern California 1  
**Championship**  
Texas 10, WAKE FOREST 3

**1950: (1 team, 0-2)**

**District Playoff, Kannapolis, N.C.**

Alabama 6, CLEMSON 1  
Kentucky 4, CLEMSON 2

**1952: (1 team, 4-2)**

**District 3 Playoff, Kannapolis, N.C.**

DUKE 7, Tennessee 1  
DUKE 5, Rollins 4  
DUKE 4, Florida 3

**College World Series, Omaha, Neb.**

DUKE 18, Oregon State 7  
Penn State 12, DUKE 7  
Western Michigan 5, DUKE 1

**1953: (1 team, 5-3)**

**District 3 Playoff, Charlotte, N.C.**

DUKE 9, Mississippi State 1  
Georgia 9, DUKE 4  
DUKE 5, Mississippi State 4  
DUKE 9, Georgia 1  
DUKE 11, Georgia 3

**College World Series, Omaha, Neb.**

Texas 2, DUKE 1  
DUKE 3, Northern Colorado 2  
Boston College 7, DUKE 6 (11)

**1954: (1 team, 2-2)**

**District 3 Playoff, campus sites**

VIRGINIA TECH 11, Clemson 10 (Clemson, S.C.)  
VIRGINIA TECH 7, Clemson 1 (Blacksburg, Va.)

**District 3 Playoff, Winter Park, Fla.**

Rollins 3, VIRGINIA TECH 0  
Rollins 9, VIRGINIA TECH 3

**1955: (1 team, 1-2)**

**District 3 Playoff, Morgantown, W.Va.**

Wake Forest 5, WEST VIRGINIA 1  
WEST VIRGINIA 9, Wake Forest 7  
Wake Forest 6, WEST VIRGINIA 5

**1957: (1 team, 0-2)**

**District 3 Playoff, Gastonia, N.C.**

Duke 9, GEORGE WASHINGTON 1  
Ga. Southern 5, GEORGE WASHINGTON 3

**1958: (1 team, 0-2)**

**District 3 Playoff, Gastonia, N.C.**

Clemson 4, GEORGE WASHINGTON 2  
Florida State 3, GEORGE WASHINGTON 1

**1959: (1 team, 0-2)**

**District 3 Playoff, Gastonia, N.C.**

Florida State 3, GEORGE WASHINGTON 2  
Georgia Tech 7, GEORGE WASHINGTON 2

**1960: (1 team, 1-2)**

**District 3 Playoff, Gastonia, N.C.**

THE CITADEL 4, Florida 2  
North Carolina 13, THE CITADEL 1  
Florida 4, THE CITADEL 1

**1961: (1 team, 1-2)**

**District 3 Playoff, Gastonia, N.C.**

Florida State 3, WEST VIRGINIA 1  
WEST VIRGINIA 4, Florida State 3  
Duke 7, WEST VIRGINIA 3

**1962: (1 team, 0-2)**

**District 3 Playoff, Gastonia, N.C.**

Wake Forest 8, WEST VIRGINIA 3  
Florida State 6, WEST VIRGINIA 5

**1963: (1 team, 1-2)**

**District 3 Playoff, Gastonia, N.C.**

Wake Forest 4, WEST VIRGINIA 3  
WEST VIRGINIA 2, Auburn 1  
Wake Forest 12, WEST VIRGINIA 8

**1964: (1 team, 0-2)**

**District 3 Playoff, Gastonia, N.C.**

Mississippi 11, WEST VIRGINIA 0  
East Carolina 6, WEST VIRGINIA 5

**1965: (1 team, 2-2)**

**District 3 Playoff, Gastonia, N.C.**

FURMAN 5, Maryland 4  
FURMAN 5, Mississippi State 2  
Florida State 2, FURMAN 1  
Florida State 7; FURMAN 5

**1966: (1 team, 0-2)**

**District 3 Playoff, Gastonia, N.C.**

North Carolina 7, EAST CAROLINA 1  
Florida State 6, EAST CAROLINA 3

**1967: (1 team, 0-2)**

**District 3 Playoff, Gastonia, N.C.**

Auburn 8, WEST VIRGINIA 3  
Clemson 5, WEST VIRGINIA 0

**1968: (1 team, 1-2)**

**District 3 Playoff, Gastonia, N.C.**

EAST CAROLINA 2, Florida State 1  
North Carolina State 7, EAST CAROLINA 5  
Florida State 3, EAST CAROLINA 2

**1969: (1 team, 0-2)**

**District 3 Playoff, Gastonia, N.C.**

North Carolina 3, FURMAN 0  
Virginia Tech 6, FURMAN 3

**1970: (1 team, 0-2)**

**District 3 Playoff, Gastonia, N.C.**

Florida State 2, EAST CAROLINA 0  
Mississippi State 12, EAST CAROLINA 6

**1972: (1 team, 0-2)**

**District 3 Playoff, Gastonia, N.C.**

Virginia 18, RICHMOND 2  
Florida State 10, RICHMOND 5

**1973: (1 team, 2-2)**

**District 3 Playoff, Starkville, Miss.**

North Carolina State 5, APPALACHIAN STATE 1  
APPALACHIAN STATE 2, South Alabama 1  
APPALACHIAN STATE 4, North Carolina State 3  
Miami (Fla.) 13, APPALACHIAN STATE 5

**1974: (1 team, 0-2)**

**District 3 Playoff, Starkville, Miss.**

Vanderbilt 2, EAST CAROLINA 1  
South Carolina 5, EAST CAROLINA 1



*The Citadel's 1990 squad made a memorable run to the College World Series in Omaha, Neb.*



# SOCON IN NCAA CHAMPIONSHIP

**1975: (1 team, 0-2)**

**Atlantic Regional, Columbia, S.C.**  
South Carolina 11, THE CITADEL 3  
North Carolina State 16, THE CITADEL 3

**1976: (1 team, 2-2)**

**Atlantic Regional, Columbia, S.C.**  
Clemson 13, FURMAN 2  
FURMAN 5, Virginia Tech 4  
FURMAN 12, South Carolina 1  
Clemson 6, FURMAN 2

**1977: (1 team, 0-2)**

**Atlantic Regional, Columbia, S.C.**  
Wake Forest 6, EAST CAROLINA 3  
South Carolina 4, EAST CAROLINA 1

**1978: (1 team, 2-2)**

**Atlantic Regional, Coral Gables, Fla.**  
MARSHALL 4, Florida State 0  
MARSHALL 9, Clemson 3  
Miami (Fla.) 6, MARSHALL 0  
Miami (Fla.) 5, MARSHALL 1

**1979: (1 team, 0-2)**

**Atlantic Regional, Coral Gables, Fla.**  
Miami (Fla.) 3, THE CITADEL 1  
Georgia Southern 5, THE CITADEL 3

**1980: (1 team, 1-2)**

**Atlantic Regional, Clemson, S.C.**  
Clemson 22, ETSU 4  
ETSU 3, Georgia Southern 1  
South Carolina 8, ETSU 5

**1981: (1 team, 2-2)**

**Atlantic Regional, Clemson, S.C.**  
Mississippi State 7, ETSU 6  
ETSU 2, Clemson 1  
ETSU 5, Wichita State 4  
Mississippi State 6, ETSU 5

**1982: (1 team, 2-2)**

**East Regional, Columbia, S.C.**  
THE CITADEL 9, North Carolina 4  
South Carolina 6, THE CITADEL 4  
THE CITADEL 15, Old Dominion 1  
South Carolina 11, THE CITADEL 2

**1983: (1 team, 2-2)**

**East Regional, Chapel Hill, N.C.**  
THE CITADEL 14, Delaware 5  
THE CITADEL 5, North Carolina 3  
James Madison 5, THE CITADEL 2  
Delaware 7, THE CITADEL 1

**1984: (1 team, 0-2)**

**South II Regional, Starkville, Miss.**  
New Orleans 1, APPALACHIAN STATE 0  
Eastern Kentucky 10, APPALACHIAN STATE 9

**1985: (1 team, 2-2)**

**East Regional, Columbia, S.C.**  
WESTERN CAROLINA 5, Old Dominion 3  
LaSalle 13, WESTERN CAROLINA 12  
WESTERN CAROLINA 9, St. John's 6  
South Carolina 14, WESTERN CAROLINA 3

**1986: (2 teams, 0-4)**

**Atlantic Regional, Coral Gables, Fla.**  
Miami (Fla.) 10, WESTERN CAROLINA 8  
Georgia Tech 8, WESTERN CAROLINA 7

**Midwest Regional, Stillwater, Okla.**

Stanford 11, APPALACHIAN STATE 1  
Oklahoma State 23, APPALACHIAN STATE 2

**1987: (1 team, 2-2)**

**Midwest Regional, Starkville, Miss.**  
Oklahoma State 6, WESTERN CAROLINA 0  
WESTERN CAROLINA 8, Mississippi State 1  
WESTERN CAROLINA 8, Purdue 7  
Oklahoma State 9, WESTERN CAROLINA 6

**1988: (1 team, 0-2)**

**South Regional, Starkville, Miss.**  
Mississippi State 7, WESTERN CAROLINA 4  
Texas A&M 8, WESTERN CAROLINA 6

**1989: (1 team, 0-2)**

**South Regional, Starkville, Miss.**  
Mississippi State 8, WESTERN CAROLINA 0  
Indiana State 10, WESTERN CAROLINA 3

**1990: (1 team, 5-2)**

**Atlantic Regional, Coral Gables, Fla.**  
THE CITADEL 11, North Carolina State 3  
THE CITADEL 8, East Carolina 5  
THE CITADEL 6, Miami (Fla.) 2  
THE CITADEL 4, Miami (Fla.) 1

**College World Series, Omaha, Neb.**

LSU 8, THE CITADEL 2  
THE CITADEL 8, Cal State Fullerton 7 (12)  
LSU 6, THE CITADEL 1

**1991: (1 team, 1-2)**

**East Regional, Gainesville, Fla.**  
Florida 2, FURMAN 0  
FURMAN 7, Ohio 2  
Missouri 8, FURMAN 4

**1992: (1 team, 3-2)**

**South II Regional, Tallahassee, Fla.**  
WESTERN CAROLINA 1, Florida State 0  
WESTERN CAROLINA 14, Kent State 1  
WESTERN CAROLINA 5, Stanford 0  
Florida State 4, WESTERN CAROLINA 3  
Florida State 18, WESTERN CAROLINA 3

**1993: (1 team, 1-2)**

**South Regional, Baton Rouge, La.**  
Louisiana State 7, WESTERN CAROLINA 2  
WESTERN CAROLINA 10, Miami (Fla.) 5  
Kent State 8, WESTERN CAROLINA 5

**1994: (2 teams, 1-4)**

**East Regional, Clemson, S.C.**  
Notre Dame 5, THE CITADEL 1  
THE CITADEL 4, Virginia Tech 3  
Clemson 5, THE CITADEL 1

**Midwest Regional, Knoxville, Tenn.**

Tennessee 6, WESTERN CAROLINA 4  
Arizona State 8, WESTERN CAROLINA 6

**1995: (1 team, 0-2)**

**Midwest Regional, Knoxville, Tenn.**  
Tennessee 5, THE CITADEL 2  
Pittsburgh 12, THE CITADEL 10

**1996: (1 team, 1-2)**

**Atlantic Regional, Clemson, S.C.**  
GEORGIA SOUTHERN 6, Old Dominion 0  
West Virginia 9, GEORGIA SOUTHERN 4  
Tennessee 6, GEORGIA SOUTHERN 1

**1997: (1 team, 1-2)**

**East Regional, Tallahassee, Fla.**  
Auburn 11, WESTERN CAROLINA 3  
WESTERN CAROLINA 8, Marist 3  
South Florida 9, WESTERN CAROLINA 4

**1998: (1 team, 1-2)**

**East Regional, Clemson, S.C.**  
Clemson 12, THE CITADEL 3  
THE CITADEL 5, Fordham 1  
VCU 3, THE CITADEL 2 (11 inn)

**1999: (1 team, 0-2)**

**Regional, Tallahassee, Fla.**  
Florida State 24, THE CITADEL 6  
Providence 12, THE CITADEL 1

**2000: (1 team, 0-2)**

**Regional, Atlanta, Ga.**  
Georgia Tech 11, GEORGIA SOUTHERN 9  
Auburn 11, GEORGIA SOUTHERN 5

**2001: (2 teams, 1-4)**

**Regional, Columbia, S.C.**  
South Carolina 16, THE CITADEL 0  
Princeton 11, THE CITADEL 6

**Regional, Athens, Ga.**

GEORGIA SOUTHERN 4, Georgia 3  
Coastal Carolina 15, GEORGIA SOUTHERN 3  
Georgia 10, GEORGIA SOUTHERN 2

**2002: (1 team, 1-2)**

**Regional, Clemson, S.C.**  
Clemson 15, GEORGIA SOUTHERN 1  
GEORGIA SOUTHERN 6, Elon 2  
East Carolina 7, GEORGIA SOUTHERN 3

**2003: (1 team, 2-2)**

**Regional, Wilson, N.C.**  
VCU 6, WESTERN CAROLINA 0  
WESTERN CAROLINA 9, Le Moyne 5  
WESTERN CAROLINA 2, VCU 0  
NC State 6, WESTERN CAROLINA 4 (14)

**2004: (2 teams, 3-4)**

**Regional, Columbia, S.C.**  
South Carolina 12, THE CITADEL 4  
THE CITADEL 10, Coastal Carolina 1  
North Carolina 6, THE CITADEL 3

**Regional, Baton Rouge, La.**

Southern Miss 6, COLLEGE OF CHARLESTON 5  
COLLEGE OF CHARLESTON 2, Army 1  
COLLEGE OF CHARLESTON 7, Southern Miss 3  
LSU 11, COLLEGE OF CHARLESTON 3

**2005: (2 teams, 1-4)**

**Regional, Atlanta, Ga.**  
Georgia Tech 5, FURMAN 4 (10)  
Michigan 6, FURMAN 3

**Regional, Clemson, S.C.**


COLLEGE OF CHARLESTON 5, Oral Roberts 2  
Clemson 6, COLLEGE OF CHARLESTON 0  
Oral Roberts 6, COLLEGE OF CHARLESTON 0

**2006: (2 teams, 4-4)**

**Regional, Lexington, Ky.**  
COLLEGE OF CHARLESTON 5, Notre Dame 4 (16)  
COLLEGE OF CHARLESTON 11, Ball State 0  
COLLEGE OF CHARLESTON 7, at Kentucky 4

#SoConBSB

# SOCON IN NCAA CHAMPIONSHIP



*Oliver Marmol (center) scored the winning run for College of Charleston in a 5-4, 16-inning win over Notre Dame at the Lexington Regional in 2006.*

**Super Regional, Atlanta, Ga.**

Georgia Tech 5, COLLEGE OF CHARLESTON 0  
Georgia Tech 12, COLLEGE OF CHARLESTON 3

**Regional, Clemson, S.C.**

ELON 5, Mississippi State 4  
Clemson 13, ELON 3  
Mississippi State 12, ELON 3

**2007: (2 teams, 2-4)**

**Regional, Chapel Hill, N.C.**

East Carolina 9, WESTERN CAROLINA 8  
WESTERN CAROLINA 7, Jacksonville 0  
WESTERN CAROLINA 9, East Carolina 5  
North Carolina 6, WESTERN CAROLINA 5

**Regional, Columbia, S.C.**

South Carolina 9, WOFFORD 1  
NC State 10, WOFFORD 6

**2008: (1 team, 1-2)**

**Regional, Cary, N.C.**

UNC Wilmington 5, ELON 2  
ELON 6, Mount St. Mary's 3  
UNC Wilmington 15, ELON 11

**2009: (2 teams, 1-4)**

**Regional, Atlanta, Ga.**

Southern Miss 17, ELON 15  
ELON 4, Georgia State 3  
Georgia Tech 8, ELON 4

**Regional, Fullerton, Calif.**

Gonzaga 19, GEORGIA SOUTHERN 10  
Utah 11, GEORGIA SOUTHERN 10

**2010: (3 teams, 3-6)**

**Regional, Columbia, S.C.**

THE CITADEL 7, Virginia Tech 2  
South Carolina 9, THE CITADEL 4  
Virginia Tech 4, THE CITADEL 3

**Regional, Myrtle Beach, S.C.**

COLLEGE OF CHARLESTON 9, NC State 6  
COLLEGE OF CHARLESTON 16, Coastal Carolina 6  
Coastal Carolina 8, COLLEGE OF CHARLESTON 7  
Coastal Carolina 11, COLLEGE OF CHARLESTON 10 (10)

**Regional, Atlanta, Ga.**

Alabama 11, ELON 2  
Mercer 13, ELON 7

**2011: (1 team, 0-2)**

**Regional, Columbia, S.C.**

South Carolina 2, GEORGIA SOUTHERN 1  
NC State 5, GEORGIA SOUTHERN 2

**2012: (3 teams, 5-6)**

**Regional, Charlottesville, Va.**

APPALACHIAN STATE 5, Oklahoma 4  
APPALACHIAN STATE 6, Virginia 5  
Oklahoma 14, APPALACHIAN STATE 6  
Oklahoma 5, APPALACHIAN STATE 2

**Regional, Gainesville, Fla.**

Georgia Tech 8, COLLEGE OF CHARLESTON 4  
COLLEGE OF CHARLESTON 8, Bethune-Cookman 2  
Georgia Tech 3, COLLEGE OF CHARLESTON 0

**Regional, Tallahassee, Fla.**

\*SAMFORD 5, Mississippi State 0  
Florida State 8, SAMFORD 1  
SAMFORD 3, Mississippi State 2  
Florida State 5, SAMFORD 2

\* later vacated wins in NCAA Regional

**2013: (1 team, 2-2)**

**Regional, Charlottesville, Va.**

ELON 10, UNCW 7  
Virginia 2, ELON 0  
ELON 6, UNCW 4  
Virginia 11, ELON 3

**2014: (1 team, 1-2)**

**Regional, Tallahassee, Fla.**

GEORGIA SOUTHERN 7, Florida State 0  
Kennesaw State 13, GEORGIA SOUTHERN 5 (11)  
Alabama 6, GEORGIA SOUTHERN 0

**2015: (1 team, 0-2)**

**Regional, Tallahassee, Fla.**

Florida State 5, MERCER 4 (10)  
Auburn 1, MERCER 0

**2016: (1 team, 1-2)**

**Regional, Clemson, S.C.**

Clemson 24, WESTERN CAROLINA 10  
WESTERN CAROLINA 4, Nebraska 1  
Clemson 15, WESTERN CAROLINA 3

**2017 (1 team, 1-2)**

**Regional, Clemson, S.C.**

Clemson 5, UNCG 4  
UNCG 3, St. John's 1  
Clemson 6, UNCG 3

**2018 (1 team, 1-2)**

**Regional, Tallahassee, Fla.**

SAMFORD 7, Florida State 6  
Oklahoma 4, SAMFORD 0  
Mississippi State 9, SAMFORD 8

**2019 (1 team, 0-2)**

**Regional, Athens, Ga.**

Georgia 13, MERCER 4  
Florida Atlantic 10, MERCER 6

**2020:** Not contested due to COVID-19

**2021: (1 team, 0-2)**

**Regional, Starkville, Miss.**

Mississippi State 8, SAMFORD 4  
Campbell 16, SAMFORD 13

**OVERALL RECORD: 91-168 (.351)\***

\* Samford later vacated two wins from 2012

## 1989 Players

March 12 Andy Beasley, VMI  
 March 19 Matt Raleigh, WCU  
 March 26 Gettys Glaze, CIT  
 April 2 Johnny McCraw, APP  
 April 9 Billy Swails, CIT  
 April 16 Steve Hollins, APP  
 April 23 Jason Nixon, MAR

## 1989 Pitchers

March 12 Brad Riley, APP  
 March 19 Mike Clark, FUR  
 March 26 Paul Menhart, WCU  
 April 2 Matt Gore, CIT  
 April 9 Pete Palmer, APP  
 April 16 Brad Stowell, CIT  
 April 23 Jeff Stevens, WCU

## 1990 Players

March 11 Anthony Jenkins, CIT  
 March 18 Grant Brittain, WCU  
 March 25 Johnny McCraw, APP  
 April 1 Grant Brittain, WCU  
 April 8 Grant Brittain, WCU  
 April 15 Scott Waugh, APP  
 April 22 Kevin Bellomo, WCU

## 1990 Pitchers

March 11 Richard Shirer, CIT  
 March 18 Tom Brodnax, FUR  
 March 25 Richard Shirer, CIT  
 April 1 Ken Britt, CIT  
 April 8 Richard Shirer, CIT  
 April 15 Jason Schafer, MAR  
 April 22 Johnny Meadows, APP

## 1991 Players

March 10 Chris Childers, MAR  
 March 17 Kevin Bellomo, WCU  
 March 24 Todd Raleigh, WCU  
 March 31 Shane McComas, MAR  
 April 7 Rod Walker, ETSU  
 April 14 Johnny McCraw, APP  
 April 21 Jason Rhychlick, CIT

## 1991 Pitchers

March 10 Bill Craig, MAR  
 March 17 Phillip Grundy, WCU  
 March 24 Dallas Rhinehart, ETSU  
 March 31 Brad Stowell, CIT  
 April 7 Ken Britt, CIT  
 April 14 Hank Kraft, CIT  
 April 21 Chris Bellomy, MAR

## 1992 Players

March 9 Todd Greene, GSU  
 March 16 Joey Cox, WCU  
 March 23 Jermaine Shuler, CIT  
 March 30 Rod Walker, ETSU  
 April 6 Rodney Hennon, WCU  
 April 13 Nathan Dunn, ETSU  
 April 20 Rod Walker, ETSU

## 1992 Pitchers

March 9 Gettys Glaze, CIT  
 March 16 Jim Carragher, GSU  
 March 23 Matt Spade, MAR  
 March 30 Hank Kraft, CIT  
 April 6 Ken Britt, CIT  
 April 13 Gettys Glaze, CIT  
 April 20 Gettys Glaze, CIT

## 1993 Players

Feb. 28 Phillip Grundy, WCU  
 March 7 Todd Greene, GSU  
 March 14 Chris Lemonis, CIT  
 March 21 Rodney Hennon, WCU  
 March 28 Phillip Grundy, WCU  
 April 3 Mike Tidick, WCU  
 April 10 Kurt Henzler, MAR  
 April 17 Clay Hall, DAV  
 April 24 Tim Kerns, DAV

## 1993 Pitchers

Feb. 28 Ron Buffington, GSU  
 March 7 Steve Basch, CIT  
 March 14 Clint Fair, GSU  
 March 21 Donald Morillo, CIT  
 March 28 Paul Thornton, GSU  
 April 3 Clint Fair, GSU  
 April 10 Mac Chapman, DAV  
 April 17 John Price, CIT  
 April 24 Jim Carragher, GSU

## 1994 Players

Feb. 27 Louie Napoleon, VMI  
 March 6 Russ Roper, FUR  
 March 13 Mac Chapman, DAV  
 March 20 Mac Chapman, DAV  
 March 27 Roy Hurst, WCU  
 April 3 Mike Hooks, ETSU  
 April 10 Mike Tidick, WCU  
 April 17 Matt Wilson, GSU  
 April 24 Mike Hagy, MAR

## 1994 Pitchers

Feb. 27 Jason Beverlin, WCU  
 March 6 Marc Phillips, VMI  
 March 13 Rick Paugh, MAR  
 March 20 Jason Beverlin, WCU  
 March 27 Jay Adams, VMI  
 April 3 Tim Roth, GSU  
 April 10 Britt Reames, CIT  
 April 17 Todd Anderson, ETSU  
 April 24 Matt Spade, MAR

## 1995 Players

Feb. 26 Jody Henson, WCU  
 March 5 Tyson Whitley, GSU  
 March 12 Jason Andrews, GSU  
 March 19 Danny Allard, APP  
 March 26 Jody Henson, WCU  
 April 2 Brad Edwards, DAV  
 April 9 Bo Betchman, CIT  
 April 16 Adam Cross, ETSU  
 April 23 Dan Martz, FUR

## 1995 Pitchers

Feb. 26 Dale Pilgrim, WCU  
 March 5 William Rushing, GSU  
 March 12 Britt Reames, CIT  
 March 19 Clark Maxwell, WCU  
 March 26 Chris Pollard, DAV  
 April 2 Clark Maxwell, WCU  
 April 9 Brian Callahan, CIT  
 April 16 Mark DiFelice, WCU  
 April 23 Jason Crews, APP

## 1996 Players

Feb. 25 Alex Tolbert, WCU  
 March 3 Tommy Peterman, GSU  
 March 10 Luke Goodwin, DAV  
 March 17 A.J. Polichnowski, ETSU  
 March 24 Curt Beerman, CIT  
 March 31 Nate Shepperson, VMI

April 7 Tommy Peterman, GSU  
 April 14 Tommy Peterman, GSU  
 April 21 Bo Betchman, CIT

## 1996 Pitchers

Feb. 25 Scott Musgrave, APP  
 March 3 Jim Jordan, FUR  
 March 10 Jim Jordan, FUR  
 March 17 Clark Maxwell, WCU  
 March 24 Dan Stutzman, APP  
 March 31 Brian Bain, WCU  
 April 7 Tod Lee, GSU  
 April 14 Brian Rogers, CIT  
 April 24 Brian Rogers, CIT

## 1997 Players

March 3 Michael Holder, GSU  
 March 10 Britt Phelps, ETSU  
 March 17 Steve Walson, GSU  
 March 24 Curt Beerman, CIT  
 March 31 Jeremy Bruce, WCU  
 April 7 Martin Barrow, WCU  
 April 14 Jerry Simmons, CIT  
 April 21 Tyson Whitley, GSU

## 1997 Pitchers

March 3 Mark DiFelice, WCU  
 March 10 Tod Lee, GSU  
 March 17 Dan Stutzman, APP  
 March 24 Tom Martin, CIT  
 March 31 Brian Rogers, CIT  
 April 7 Jay Adams, VMI  
 April 14 Clint Sauls, GSU  
 April 21 Ryan Foote, FUR

## 1998 Players

March 9 Chuck Koone, WCU  
 March 16 Charles Thomas, WCU  
 March 23 Jerry Simmons, CIT  
 March 30 Jody Pollock, GSU  
 April 6 Terrence Smalls, CIT  
 April 13 Stephen Crater, APP  
 April 20 Kenny Vawter, UNCG  
 April 27 Phillip Hartig, CIT

## 1998 Pitchers

March 9 Josh Spradlin, VMI  
 March 16 Brian Rogers, CIT  
 March 23 Rodney Hancock, CIT  
 March 30 Rhett Woehrle, UNCG  
 April 6 Lance Surrridge, UNCG  
 April 13 Izzy Olvera, ETSU  
 April 20 Tom Martin, CIT  
 April 27 Brian Wiley, CIT

## 1999 Players

March 1 Dustin Langley, GSU  
 March 8 Jody Pollock, GSU  
 March 15 Ronny Marmol, CofC  
 March 22 Jesse Martin, UNCG  
 March 29 Rusty Swackhamer, ETSU  
 April 4 Brandon Eierman, ETSU  
 April 12 Charles Thomas, WCU  
 April 19 Ed Pearson, VMI  
 April 26 Rusty Swackhamer, ETSU  
 May 3 Eric Johnson, WCU  
 May 10 Philip Hartig, CIT  
 May 17 Matt Easterday, GSU

## 1999 Pitchers

March 1 Wes Self, DAV  
 March 8 Brett Lewis, GSU

March 15 Matt Baber, ETSU  
 March 22 Brian Wiley, CIT  
 March 29 Travis Parker, CofC  
 April 4 Dallas McPherson, CIT  
 April 12 Brian Wiley, CIT  
 April 19 Brian Wiley, CIT  
 April 26 Wes Self, DAV  
 May 3 Taft Cable, UNCG  
 May 10 Scott Oliver, CofC  
 May 17 Rodney Hancock, CIT

## 2000 Players

Feb. 21 Tim Friend, DAV  
 Feb. 28 Philip Hartig, CIT  
 March 6 Dallas McPherson, CIT  
 March 13 Jeremy Purcell, UNCG  
 Scott Henley, GSU  
 March 20 Philip Hartig, CIT  
 March 27 Scott Henley, GSU  
 April 3 Chad Boruff, ETSU  
 April 10 Stewart Sloan, DAV  
 April 17 Matt Easterday, GSU  
 April 24 Philip Hartig, CIT  
 May 1 Scott Henley, GSU  
 May 8 Kevin Blocker, WOF  
 May 17 Chad Boruff, ETSU

## 2000 Pitchers

Feb. 21 Jared Burton, WCU  
 Feb. 28 Taft Cable, UNCG  
 March 6 Charles Bobo, WOF  
 March 13 Ryan Gordon, UNCG  
 March 20 Taft Cable, UNCG  
 March 27 David Ray, GSU  
 April 3 Matt Baber, ETSU  
 April 10 Lucas Hocker, CofC  
 April 17 Daniel Wheeler, GSU  
 April 24 Kyle Bunn, CIT  
 May 1 Ryan Gordon, UNCG  
 May 8 George Lehr, WOF  
 May 15 T.A. Fulmer, CIT

## 2001 Players

Feb. 25 Alan Beck, WCU  
 March 5 Shane Schumaker, UNCG  
 March 12 Derek Norman, FUR  
 March 19 Jason Randall, CIT  
 Matt Lauderdale, CofC  
 March 26 Scott Henley, GSU  
 April 2 Donovan Minero, WCU  
 April 9 Matt Herring, GSU  
 April 16 Jesse Martin, UNCG  
 April 23 Chris Catanzaro, VMI  
 April 30 Nathan Copeland, ETSU  
 May 7 Justin Maderer, FUR  
 May 14 Darryl Stephens, GSU

## 2001 Pitchers

March 5 Wes Self, DAV  
 March 12 Matt Rackers, CofC  
 March 19 Tate Osterman, WOF  
 March 26 Ryan Basner, WCU  
 April 2 Toby David, FUR  
 April 9 Eric Talbert, CIT  
 April 16 Brett Lewis, GSU  
 Taft Cable, UNCG  
 April 23 Randy Corn, CIT  
 April 30 Tom Mastny, FUR  
 May 7 Dan Foley, WCU  
 May 14 Scooter Michael, UNCG

# PLAYERS/PITCHERS OF THE WEEK



**2002 Players**  
 Feb. 18 Ryan Schade, WCU  
 Feb. 25 Rocky Baker, GSU  
 March 6 Matt Herring, GSU  
 March 11 Tony Carbone, WOF  
 Ryan Galligan, UNCG  
 March 18 Lee Curtis, CofC  
 Donovan Minero, WCU  
 March 25 Todd Roper, WCU  
 Tim Friend, DAV  
 April 2 Donovan Minero, WCU  
 April 8 Jason Sarvis, UNCG  
 April 15 A.J. Zickgraf, GSU  
 April 22 Chris Downard, APP  
 April 29 Chris Emond, DAV  
 May 6 Donovan Minero, WCU  
 May 13 Lee Curtis, CofC  
 May 20 Josh Stackley, CIT

**2002 Pitchers**  
 Feb. 18 George Lehr, WOF  
 Feb. 25 Ryan Gordon, UNCG  
 Jared Comstock, GSU  
 March 6 Scooter Michael, UNCG  
 March 11 Jared Burton, WCU  
 March 18 Jay Metzger, UNCG  
 March 25 George Lehr, WOF  
 April 2 T.A. Fulmer, CIT  
 April 8 Kyle Shipplett, APP  
 April 15 Tim Friend, DAV  
 Scooter Michael, UNCG  
 April 22 Tom Mastny, FUR  
 April 29 Jay Metzger, UNCG  
 Raymond Jenkins, CIT  
 May 6 Tom Mastny, FUR  
 May 13 Dennis Dove, GSU  
 May 20 Culley Kline, WOF

**2003 Players**  
 Feb. 26 Jesse Cole, WOF  
 March 3 Jon Aughey, CIT  
 March 11 Chris Ard, CIT  
 March 17 Lee Curtis, CofC  
 March 24 Lee Curtis, CofC  
 April 1 Caleb Moore, ETSU  
 Sam Navarro, DAV  
 April 7 Todd Buchanan, WCU  
 Alan Beck, WCU  
 April 14 Matt Lauderdale, CofC  
 April 21 Rod Goldston, WCU  
 April 28 Brett Spivey, CofC  
 May 6 Alan Beck, WCU  
 May 13 Derek Smith, APP  
 May 20 Brendan Gilligan, GSU

**2003 Pitchers**  
 Feb. 26 Patrick Griffin, FUR  
 March 3 Ken Egleton, CIT  
 March 11 Chris Mason, UNCG  
 March 17 Ryan Basner, WCU  
 March 24 Ryan Gordon, UNCG  
 April 1 Tom Mastny, FUR  
 April 7 Brett Harker, CofC  
 April 14 Derrik Wolpert, DAV  
 April 21 Reid Price, CofC  
 April 28 John Carroll, GSU  
 May 6 Scooter Michael, UNCG  
 May 13 Tom Mastny, FUR  
 May 20 David Mitchell, FUR

**2004 Players**  
 Feb. 23 Greg Dowling, GSU

March 2 Ryan Gordon, UNCG  
 March 10 Alex Gary, WCU  
 March 15 Chip Cannon, CIT  
 March 22 Josh Stackley, CIT  
 March 29 Brett Gardner, CofC  
 April 5 Brett Anderson, CofC  
 April 12 Phillip Coker, CofC  
 April 19 Blake Church, ETSU  
 April 26 Case Cassidy, FUR  
 May 2 Caleb Moore, ETSU  
 May 10 Phillip Coker, CofC  
 May 17 Jay Heafner, DAV  
 James Payne, GSU  
 May 24 Andy Howdeshell, ETSU

**2004 Pitchers**  
 Feb. 23 Brian Akin, DAV  
 March 2 Nick Stames, UNCG  
 March 10 Ryan Falcon, UNCG  
 March 15 Zach Piccola, CofC  
 March 22 Matt Garner, Elon  
 March 29 Sam Perry, FUR  
 Jarrett Santos, UNCG  
 April 5 Ryan Edell, CofC  
 April 12 Brian Harrison, GSU  
 April 19 Josh Lairsey, GSU  
 April 26 Jonathan Ellis, CIT  
 May 2 John Carroll, GSU  
 May 10 Scott Clark, APP  
 May 17 Brian McCullen, WCU  
 May 24 Jonathan Ellis, CIT

**2005 Players**  
 Feb. 21 Brian Hastings, CofC  
 Feb. 28 Caleb Moore, ETSU  
 March 7 D.J. Wabik, CofC  
 March 14 Jason Hurst, GSU  
 March 21 Byron Barber, CofC  
 March 28 Brett Gardner, CofC  
 April 4 Jay Heafner, DAV  
 April 11 Evan Erickson, Elon  
 April 18 Caleb Moore, ETSU  
 April 25 Blake Church, ETSU  
 May 2 Andrew Musashe, DAV  
 May 9 A.J. Zickgraf, GSU  
 May 16 Chris Ard, CIT  
 May 23 Gary Morris, Elon

**2005 Pitchers**  
 Feb. 21 Chris Mason, UNCG  
 Feb. 28 Nick Chigges, CofC  
 March 7 Patrick Adams, Elon  
 March 14 Chris Mason, UNCG  
 Brett Harker, CofC  
 March 21 Brian Caudill, APP  
 March 28 Chris Mason, UNCG  
 April 4 Brian Barnes, WCU  
 April 11 Lance Cole, Elon  
 Jay Heafner, DAV  
 April 18 Ben Hunter, FUR  
 April 25 Kevin Regan, Elon  
 May 2 Danny Meszaros, CofC  
 May 9 Chris Mason, UNCG  
 Dustin Evans, GSU  
 May 16 Andy Carter, DAV  
 May 23 Griff Beckham, CIT  
 Nick Hollstegge, FUR

**2006 Players**  
 Feb. 20 Chris Swauger, CIT  
 Feb. 27 Greg Dowling, GSU  
 March 7 Tony Maccani, FUR

March 13 Chris Price, Elon  
 March 20 Steven Strausbaugh, WCU  
 March 27 Trey McDaniel, WCU  
 April 3 A.J. Davidiuk, FUR  
 April 10 Graham Maiden, CofC  
 April 17 A.J. Davidiuk, FUR  
 April 24 Case Cassidy, FUR  
 May 1 Robert Rodebaugh, Elon  
 Guy Welsh, UNCG  
 May 8 Robert Rodebaugh, Elon  
 May 15 Jermaine Mitchell, UNCG  
 May 22 Jonathan Greene, WCU

**2006 Pitchers**  
 Feb. 20 Lance Cole, Elon  
 Feb. 27 Jay Heafner, DAV  
 March 7 Nick Holstegge, FUR  
 March 13 Tyler Sexton, WCU  
 March 20 Danny Meszaros, CofC  
 March 27 Danny Meszaros, CofC  
 April 3 Steven Hensley, Elon  
 April 10 Steven Hensley, Elon  
 April 17 Chad Tilley, Elon  
 April 24 Everett Teaford, GSU  
 May 1 Patrick Currin, UNCG  
 May 8 Greg Holland, WCU  
 May 15 Nick Chigges, CofC  
 May 22 Justin Smith, CIT

**2007 Players**  
 Feb. 19 Zach Brown, CIT  
 Feb. 26 Kenny Smith, WCU  
 March 5 David Rubinstein, APP  
 March 12 John Ingram, WCU  
 March 19 Matt Webb, DAV  
 March 26 Alex Garabedian, CofC  
 April 2 Barrett Shaft, WCU  
 April 9 Richard Jones, CIT  
 April 16 Chase Austin, Elon  
 April 23 Alex Garabedian, CofC  
 April 30 Mike Economos, GSU  
 May 7 Brandon Waring, WOF  
 May 14 Kenny Smith, WCU  
 May 21 Wes Hobson, APP

**2007 Pitchers**  
 Feb. 19 Garrett Sherrill, APP  
 Feb. 26 Ben Austin, WOF  
 March 5 Justin Smith, CIT  
 March 12 Jeff Beliveau, CofC  
 March 19 Will Romanowicz, Elon  
 March 26 Jay Jackson, FUR  
 April 2 Ryan Falcon, UNCG  
 Steven Hensley, Elon  
 April 9 Zach Booker, Elon  
 April 16 Matt Crim, CIT  
 April 23 Greg Holland, WCU  
 April 30 Chris Masters, WCU  
 May 7 Tyler Sexton, WCU  
 May 14 Nicholas Karow, FUR  
 May 21 Matt Klinker, FUR

**2008 Players**  
 Feb. 25 Michael Harrington, CofC  
 March 3 Corey Overholtzer, UNCG  
 March 10 Ricky Orton, UNCG  
 March 17 Chris Shehan, GSU  
 March 24 Chris Shehan, GSU  
 March 31 Greg Feltus, UNCG  
 April 7 Cory Harrilchak, Elon  
 April 14 Joey Rodgers, FUR  
 April 21 Brandon Sizemore, CofC

April 28 Ty Wright, GSU  
 May 5 Ricky Orton, UNCG  
 May 12 Michael Harrington, CofC  
 May 19 Jeremie Tice, CofC

**2008 Pitchers**  
 Feb. 25 Asher Wojciechowski, CIT  
 March 3 Jay Jackson, FUR  
 Matt Reifsnider, CIT  
 March 10 Jimmy Reyes, Elon  
 March 17 Matt Crim, CIT  
 March 24 Chip Hunt, WOF  
 March 31 Chris Masters, WCU  
 April 7 Nick Karow, FUR  
 April 14 Wes Wrenn, CIT  
 April 21 Jay Jackson, FUR  
 Chris Masters, WCU  
 April 28 Jesse Simpson, CofC  
 May 5 Chris Masters, WCU  
 May 12 Matt Address, APP  
 May 19 Spencer Hale, FUR

**2009 Players**  
 Feb. 23 Joash Brodin, CofC  
 March 2 Justin Hilt, Elon  
 March 9 Griffin Benedict, GSU  
 March 16 Richard Jones, CIT  
 March 23 Stephen Notaro, WCU  
 March 30 Mike Melillo, Elon  
 Cole Rakar, CofC  
 April 6 Chris McGuinness, CIT  
 April 13 Bennett Davis, Elon  
 April 20 Pat Irvine, Elon  
 April 27 Dallas Tarleton, Elon  
 May 4 Matt Mansilla, CofC  
 May 11 Joey Bergman, CofC  
 May 18 A.J. Wirsberger, GSU

**2009 Pitchers**  
 Feb. 23 Zach Garrett, CIT  
 March 2 Daniel Ottone, WCU  
 March 9 David Peterson, CofC  
 March 16 Jesse Simpson, CofC  
 March 23 Chris Masters, WCU  
 March 30 Drew Mahaffey, CIT  
 April 6 Jimmy Reyes, Elon  
 April 13 Corey Martin, WCU  
 April 20 Chris Mederos, GSU  
 April 27 Mike Frongello, DAV  
 May 4 Chris Masters, WCU  
 May 11 David Peterson, CofC  
 May 18 Matt Crim, CIT

**2010 Players**  
 Feb. 22 Corey Overholtzer, UNCG  
 March 1 Andrew Barna, DAV  
 March 8 Will Owens, FUR  
 March 15 David Schulze, SAM  
 March 22 Rob Kral, CofC  
 March 29 Ryan Adams, Elon  
 April 5 Mike Melillo, Elon  
 April 12 Tyler Kirkpatrick, WCU  
 April 19 Matt Leeds, CofC  
 April 26 Wes Hobson, APP  
 May 3 Rob Kral, CofC  
 May 10 Mac Doyle, WOF  
 May 17 Kyle Blackburn, GSU  
 May 24 Justin Mackert, CIT

**2010 Pitchers**  
 Feb. 22 Asher Wojciechowski, CIT  
 March 1 Matt Address, APP



# PLAYERS/PITCHERS OF THE WEEK

#SoConBSB

March 8 Jason Sullivan, WCU  
 March 15 Asher Wojciechowski, CIT  
 March 22 Kevin Decker, CofC  
 March 29 Andy Moye, GSU  
 April 5 Nathan Hyatt, APP  
 April 12 Andy Moye, GSU  
 Chris Patterson, APP  
 April 19 Jimmy Reyes, Elon  
 April 26 Matt Talley, CIT  
 May 3 Matt Murray, GSU  
 May 10 Josh Martin, SAM  
 May 17 Matt Talley, CIT  
 May 24 Ken Ferrer, Elon

### 2011 Players

Feb. 21 Ross Heffley, WCU  
 Feb. 28 Steve Cochrane, GSU  
 March 7 Neal Pritchard, Elon  
 March 14 Mac Doyle, WOF  
 March 21 Saxon Butler, SAM  
 March 28 Mac Doyle, WOF  
 April 4 Victor Roache, GSU  
 April 11 Daniel Aldrich, CofC  
 April 18 Victor Roache, GSU  
 April 25 Stephen Notaro, WCU  
 May 2 Matt Leeds, CofC  
 Sebastian Gomez, Elon  
 May 9 Preston Troutman, APP  
 May 16 Cody Walker, UNCG  
 May 23 Ross Heffley, WCU

### 2011 Pitchers

Feb. 21 Tyler Wood, FUR  
 Feb. 28 Lawrence Pardo, APP  
 March 7 Chris Lamb, DAV  
 March 14 Chris Beck, GSU  
 March 21 Dylan Cole, FUR  
 March 28 Lex Rutledge, SAM  
 April 4 Ryan Arrowood, APP  
 April 11 Nathan Hyatt, APP  
 April 18 Ryan Arrowood, APP  
 Logan Cribb, CIT  
 April 25 Taylor Miller, APP  
 May 2 Thomas Girdwood, Elon  
 May 9 Cash Collins, WOF  
 May 16 Warren Slack, UNCG  
 May 23 Bobby Lyne, FUR

### 2012 Players

Feb. 20 Saxon Butler, SAM  
 Feb. 27 Thomas Troelstrup, UNCG  
 March 5 Will Owens, FUR  
 March 12 Ross Heffley, WCU  
 March 19 Will Callaway, APP  
 March 26 Brandon Murray, CofC  
 April 2 Alex Swim, Elon  
 April 9 Paul Nitto, FUR  
 April 16 Bradley Goodson, CofC  
 April 23 Tyler Tewell, APP  
 April 30 Daniel Aldrich, CofC  
 Saxon Butler, SAM  
 May 7 Phillip Ervin, SAM  
 May 14 Daniel Aldrich, CofC  
 May 21 Saxon Butler, SAM

### 2012 Pitchers

Feb. 20 Eric Eck, WOF  
 Feb. 27 Ryan Arrowood, APP  
 March 5 Ryan West, CofC  
 March 12 Josh Martin, SAM  
 March 19 Dylan Clark, Elon  
 March 26 Seth Grant, APP

April 2 Chris Beck, GSU  
 April 9 Brandon Yarusi, WOF  
 April 16 Henry Sisson, DAV  
 April 23 Cash Collins, WOF  
 April 30 Spencer Medick, Elon  
 May 7 Stephen Gary, FUR  
 May 14 Jordan Smith, WCU  
 May 21 Cash Collins, WOF

### 2013 Players

Feb. 18 Tommy Corbin, SAM  
 Feb. 25 Josh Hyman, WOF  
 March 4 Drew DeKerlegand, CIT  
 March 11 Tyler White, WCU  
 March 18 Bo Thompson, CIT  
 March 25 C.K. Irby, SAM  
 April 1 Cambric Moye, UNCG  
 April 8 Ryan Kinsella, Elon  
 April 15 Brandon Murray, CofC  
 April 22 Adam Martin, WCU  
 April 29 Johnathan Stokes, CIT  
 May 6 Greg Harrison, FUR  
 May 13 Noah Holmes, APP  
 May 21 Tyler Griffin, CIT

### 2013 Pitchers

Feb. 18 Jamie Nunn, APP  
 Feb. 25 Adam Curtis, WCU  
 March 4 C.K. Irby, SAM  
 March 11 Nate Smith, FUR  
 March 18 Kyle Webb, Elon  
 March 25 C.K. Irby, SAM  
 April 1 Sam Agnew-Wieland, APP  
 April 8 Sam Agnew-Wieland, APP  
 April 15 Brandon Yarusi, WOF  
 April 22 Jeremy Null, WCU  
 April 29 Austin Pritcher, CIT  
 May 6 Matt Pegler, CofC  
 May 13 Austin Pritcher, CIT  
 May 21 Nick Neitzel, DAV

### 2014 Players

Feb. 17 Heath Quinn, SAM  
 Feb. 24 Stryker Brown, GSU  
 March 3 Aaron Mizell, GSU  
 March 10 Forrest Brandt, DAV  
 March 17 Adam Martin, WCU  
 March 24 Jordan McDonald, UNCG  
 March 31 Tyler Filliben, SAM  
 April 7 Dillon Dobson, APP  
 April 14 Matt Brill, APP  
 April 21 Bradley Strong, WCU  
 April 28 Hunter King, UNCG  
 May 5 Jacob Hoyle, WCU  
 May 12 Jordan Simpson, FUR  
 May 19 Tyler Zupcic, APP

### 2014 Pitchers

Feb. 17 Jeremy Null, WCU  
 Feb. 24 Jake Stalzer, Elon  
 March 3 Jake Stalzer, Elon  
 March 10 Lucas Bakker, Elon  
 March 17 Lucas Bakker, Elon  
 March 24 Ryan Frederick, GSU  
 March 31 Jeremy Null, WCU  
 April 7 Josh Wirsu, GSU  
 April 14 Tyler Frazier, UNCG  
 April 21 Parker Curry, SAM  
 April 28 Danny Mooney, DAV  
 May 5 Jacques de Gruy, FUR  
 May 12 Sam Howard, GSU  
 May 19 Jeremy Null, WCU

### 2015 Players

Feb. 16 Trey York, ETSU  
 Feb. 23 Damon Waller, SAM  
 March 2 Trey York, ETSU  
 March 9 Zac MacAneney, UNCG  
 March 16 Kevin Phillips, ETSU  
 March 23 Kyle Lewis, MER  
 March 30 Austin Edens, SAM  
 April 6 Conor Clancey, WOF  
 April 13 Matt Smith, WCU  
 April 20 Austin Edens, SAM  
 April 27 James Plaisted, WOF  
 May 4 Kyle Lewis, MER  
 May 11 Conor Clancey, WOF  
 May 18 Hagen Owenby, ETSU

### 2015 Pitchers

Feb. 16 B.J. Nobles, WCU  
 Feb. 23 Ryan Askew, MER  
 March 2 Adam Scott, WOF  
 March 9 Eric Nyquist, MER  
 March 16 Luke Leftwich, WOF  
 March 23 Eric Nyquist, MER  
 March 30 Grant Papelian, MER  
 April 6 James Reeves, CIT  
 April 13 Grant Schuermann, FUR  
 April 20 Ryan Clark, UNCG  
 April 27 Matthew Quarles, FUR  
 May 4 Chad Sykes, UNCG  
 May 11 James Reeves, CIT  
 May 18 Jimmy Nesselt, ETSU

### 2016 Players

Feb. 22 Heath Quinn, SAM  
 Feb. 29 Heath Quinn, SAM  
 March 7 Kyle Lewis, MER  
 March 14 Peyton Maddox, VMI  
 March 21 Bryson Bowman, WCU  
 March 28 Kramer Ferrell, WCU  
 April 4 Carter Grote, FUR  
 April 11 Kramer Ferrell, WCU  
 April 18 L.J. Kalawaia, UNCG  
 April 25 Alex Lee, SAM  
 May 2 Hagen Owenby, ETSU  
 May 9 Deon Sanders, FUR  
 May 16 Andrew Bullock, WCU  
 May 22 Hunter Swilling, SAM

### 2016 Pitchers

Feb. 22 JP Sears, CIT  
 Feb. 29 Ryan Askew, MER  
 March 7 Josh Winder, VMI  
 March 14 Matthew Milburn, WOF  
 March 21 Tristan Baker, WCU  
 March 28 JP Sears, CIT  
 April 4 Andrew Wantz, UNCG  
 April 11 Parker Curry, SAM  
 April 18 Matt Frisbee, UNCG  
 April 25 Bryan Sammons, WCU  
 May 2 Elliot Lance, WOF  
 May 9 Will Gaddis, FUR  
 May 16 Adam Scott, WOF  
 May 22 Will Gaddis, FUR

### 2017 Players

Feb. 20 Chris Cook, ETSU  
 Feb. 27 Charlie Madden, MER  
 March 6 Will Malbon, VMI  
 March 13 Austin Embler, UNCG  
 March 20 JT Thomas, MER  
 March 27 Charlie Madden, MER

April 3 Bryson Bowman, WCU  
 April 10 Taylor Garris, SAM  
 April 17 JT Thomas, MER  
 April 24 Matt Smith, WCU  
 May 1 Carson Waln, WOF  
 May 8 Tyler Tharp, VMI  
 May 15 Ryan Hagan, MER  
 May 21 Hagen Owenby, ETSU

### 2017 Pitchers

Feb. 20 Matt Frisbee, UNCG  
 Feb. 27 JP Sears, CIT  
 March 6 Adam Scott, WOF  
 March 13 Bryan Sammons, WCU  
 March 20 Blake Smith, ETSU  
 March 27 JP Sears, CIT  
 April 3 Josh Winder, VMI  
 April 10 Ryan Askew, MER  
 April 17 Matthew Quarles, FUR  
 April 24 Robert Broom, MER  
 May 1 Stephen Jones, SAM  
 May 8 JP Sears, CIT  
 May 15 Will Gaddis, FUR  
 May 21 Mikhail Cazenave, SAM

### 2018 Players

Feb. 19 Jake Crawford, FUR  
 Feb. 26 Matt Dunlevy, VMI  
 March 5 Matt Pita, VMI  
 March 12 Cesar Trejo, UNCG  
 March 19 Trey Truitt, MER  
 March 26 Caleb Webster, UNCG  
 April 2 Jackson Ware, MER  
 April 9 Jared Mihalik, FUR  
 April 16 Matt Pita, VMI  
 April 23 Caleb Webster, UNCG  
 April 30 Tripp Shelton, UNCG  
 May 7 Brooks Carlson, SAM  
 May 14 Spencer Holcomb, WCU  
 May 20 Matt Pita, VMI

### 2018 Pitchers

Feb. 19 Micah Kaczor, ETSU  
 Feb. 26 Samuel Strickland, SAM  
 March 5 Samuel Strickland, SAM  
 March 12 Jack Maynard, UNCG  
 March 19 Adam Scott, WOF  
 March 26 Jordan Buster, CIT  
 April 2 Dylan Spence, CIT  
 April 9 Samuel Strickland, SAM  
 April 16 Jake Hershman, WOF  
 April 23 Adam Scott, WOF  
 April 30 Adam Scott, WOF  
 May 7 Chase Walter, WCU  
 May 14 Samuel Strickland, SAM  
 May 20 Ryan Simpler, ETSU

### 2019 Players

Feb. 18 Jackson Greer, ETSU  
 Feb. 25 RJ Yeager, MER  
 March 4 Daylan Nanny, WCU  
 March 11 Immanuel Wilder, WCU  
 March 18 Kel Johnson, MER  
 March 25 Jordan Fucci, SAM  
 April 1 Jabari Richards, FUR  
 April 8 Zack Budzik, UNCG  
 April 15 Hudson Byorick, WOF  
 April 22 Brooks Carlson, SAM  
 April 29 Hudson Byorick, WOF  
 May 6 Dax Roper, FUR  
 May 13 Austin Embler, UNCG  
 May 19 Ben Peden, CIT

# PLAYERS/PITCHERS OF THE WEEK



*Appalachian State right-hander Ryan Arrowood was the league's pitcher of the week three times in his final two seasons. Arrowood went 11-0 in 2012 and was the media's pick for SoCon Pitcher of the Year.*

## POTW TOTALS

	Player	Pitcher	Total
CIT	38	72	110
WCU	64	44	108
GSU*	43	32	75
UNCG	30	35	65
CofC*	37	22	59
FUR*	21	37	58
APP*	19	25	44
WOF	15	28	43
ETSU	29	13	42
Elon*	18	23	41
SAM	21	14	35
DAV*	17	16	33
MER	12	9	21
VMI	13	8	21
MAR*	5	6	11

\* Former member

## REPEAT WINNERS

### Player

#### 5 times

Phillip Hartig, CIT (1998-2000)

#### 4 times

Scott Henley, GSU (2000-01)  
 Donovan Minero, WCU (2001-02)  
 Lee Curtis, CofC (2002-03)  
 Caleb Moore, ETSU (2003-05)  
 Saxon Butler, SAM (2011-12)  
 Brooks Carlson, SAM (2018-21)

#### 3 times

Johnny McCraw, APP (1989-91)  
 Grant Brittain, WCU (1990)  
 Rod Walker, ETSU (1991-92)  
 Tommy Peterman, GSU (1996)  
 Alan Beck, WCU (2001-03)  
 Mac Doyle, WOF (2010-11)  
 Daniel Aldrich, CofC (2011-12)  
 Ross Heffley, WCU (2011-12)  
 Heath Quinn, SAM (2014-16)  
 Kyle Lewis, MER (2015-16)  
 Hagen Owenby, ETSU (2015-17)  
 Matt Pita, VMI (2018)  
 Caleb Webster, UNCG (2018, 20)  
 Hudson Byorick, WOF (2019-20)

### Pitcher

#### 6 times

Chris Masters, WCU (2007-09)  
 Adam Scott, WOF (2015-18)

#### 5 times

Tom Mastny, FUR (2001-03)  
 Chris Mason, UNCG (2003-05)  
 JP Sears, CIT (2016-17)

#### 4 times

Brian Rogers, CIT (1996-98)  
 Brian Wiley, CIT (1998-99)  
 Taft Cable, UNCG (1999-2001)  
 Ryan Gordon, UNCG (2000-03)  
 Scooter Michael, UNCG (2001-03)  
 Jeremy Null, WCU (2013-14)  
 Samuel Strickland, SAM (2018)  
 Adam Scott, WOF (2017-18)

#### 3 times

Richard Shirer, CIT (1990)  
 Ken Britt, CIT (1990-92)  
 Gettys Glaze, CIT (1992)  
 Chris Maxwell, WCU (1995-96)  
 Wes Self, DAV (1999-2001)  
 George Lehr, WOF (2000-02)  
 Danny Meszaros, CofC (2005-06)  
 Steven Hensley, Elon (2006-07)  
 Jay Jackson, FUR (2007-08)  
 Matt Crim, CIT (2007-09)  
 Asher Wojciechowski, CIT (2008-10)  
 Jimmy Reyes, Elon (2008-10)  
 Ryan Arrowood, APP (2011-12)  
 Cash Collins, WOF (2011-12)  
 Adam Scott, WOF (2015-17)  
 Ryan Askew, MER (2015-17)  
 Will Gaddis, FUR (2016-17)  
 Landon Knack, ETSU (2020)  
 Hayes Heinecke, WOF (2019-20)  
 Zebby Matthews, WCU (2021)  
 Elliot Carney, WOF (2021)

### 2019 Pitchers

Feb. 18 Shane Connolly, CIT  
 Feb. 25 Jordan Merritt, CIT  
 March 4 Hayes Heinecke, WOF  
 March 11 Hayes Heinecke, WOF  
 March 18 Zak Kent, VMI  
 March 25 Shane Connolly, CIT  
 April 1 Austin Higginbotham, WOF  
 April 8 Zak Kent, VMI  
 April 15 Tanner Hall, MER  
 April 22 Chase Walter, WCU  
 April 29 David Dunlavy, FUR  
 May 6 Zach Hester, SAM  
 May 13 Michah Kaczor, ETSU  
 May 19 Austin Koehn, UNCG

### 2020 Players

Feb. 17 Brooks Carlson, SAM  
 Feb. 24 Will Knight, VMI  
 March 2 Noah Mitchell, CIT  
 March 9 Caleb Webster, UNCG  
 March 16 Hudson Byorick, WOF  
 March 23 Not awarded/COVID-19  
 March 30 Not awarded/COVID-19  
 April 6 Not awarded/COVID-19  
 April 13 Not awarded/COVID-19  
 April 20 Not awarded/COVID-19  
 April 27 Not awarded/COVID-19  
 May 4 Not awarded/COVID-19  
 May 11 Not awarded/COVID-19  
 May 17 Not awarded/COVID-19

### 2020 Pitchers

Feb. 17 Landon Knack, ETSU  
 Feb. 24 Landon Knack, ETSU  
 March 2 Hayes Heinecke, WOF  
 March 9 Landon Knack, ETSU  
 March 16 Josh Farmer, MER  
 March 23 Not awarded/COVID-19  
 March 30 Not awarded/COVID-19  
 April 6 Not awarded/COVID-19  
 April 13 Not awarded/COVID-19

April 20 Not awarded/COVID-19  
 April 27 Not awarded/COVID-19  
 May 4 Not awarded/COVID-19  
 May 11 Not awarded/COVID-19  
 May 17 Not awarded/COVID-19

### 2021 Players

Feb. 22 Justice Bigbie, WCU  
 March 1 Sonny DiChiara, SAM  
 March 8 Corey Rosier, UNCG  
 March 15 Cole Simpson, CIT  
 March 22 Brandon Michie, MER  
 March 29 Bill Knight, MER  
 April 5 Colin Davis, WOF  
 April 12 Justin Starke, VMI  
 April 19 Justin Starke, VMI  
 April 26 Angelo DiSpigna, MER  
 May 3 Garrett Delano, MER  
 May 10 Brooks Carlson, SAM  
 May 17 Jeffery Brown, CIT

### 2021 Pitchers

Feb. 22 Taylor Lobus, MER  
 March 1 Zebby Matthews, WCU  
 March 8 Jackson Kelley, MER  
 March 15 Garrett Delano, MER  
 March 22 Nathaniel Tate, ETSU  
 March 29 Nathaniel Tate, ETSU  
 April 5 Jesse McCord, SAM  
 April 12 Zebby Matthews, WCU  
 April 19 Elliot Carney, WOF  
 April 26 Zebby Matthews, WCU  
 May 3 Zach Franklin, WCU  
 May 10 Elliot Carney, WOF  
 May 17 Jacob Menders, VMI  
 May 24 Elliot Carney, WOF

#SoConBSB

PLAYER	YEAR	PITCHER
<b>Player</b> Ryan Gordon, UNCG Byron Barber, CofC David Dufour, WOF	<b>2004</b> February March April	<b>Pitcher</b> Lance Cole, Elon Jarrett Santos, UNCG Ryan Falcon, UNCG
<b>Player</b> Evan Erickson, Elon D.J. Wabick, CofC Jay Heafner, DAV Chris Campbell, CofC	<b>2005</b> February March April	<b>Pitcher</b> Charles Vartanian, WOF Brett Harker, CofC Kevin Regan, Elon
<b>Player</b> Greg Dowling, GSU Blake Murphy, WCU Robert Rodebaugh, Elon A.J. Daviduik, FUR Jermaine Mitchell, UNCG	<b>2006</b> February March April May	<b>Pitcher</b> Lance Cole, Elon Danny Meszaros, CofC Steven Hensley, Elon Chad Tilley, Elon
<b>Player</b> David Rubenstein, APP Kenny Smith, WCU Ben Lasater, CofC Brandon Waring, WOF	<b>2007</b> February March April May	<b>Pitcher</b> Garrett Sherrill, APP Steven Hensley, Elon Nick Chigges, CofC Drew Saberhagen, WCU
<b>Player</b> Shane Kirkley, WOF Chris Shehan, GSU Ty Wright, GSU Jeremie Tice, CofC	<b>2008</b> February March April May	<b>Pitcher</b> Steven Hensley, Elon Steven Hensley, Elon Jay Jackson, FUR Jesse Lewter, Elon
<b>Player</b> Joash Brodin, CofC Joey Bergman, CofC Isaac Harrow, APP A.J. Wirnsberger, GSU	<b>2009</b> February March April May	<b>Pitcher</b> Garrett Ozar, WCU Drew Mahaffey, CIT Zach Quate, APP Chris Mederos, GSU
<b>Player</b> Andrew Barna, DAV David Schulze, SAM Wes Hobson, APP Kyle Behrendt, WOF Justin Mackert, CIT	<b>2010</b> February March April May	<b>Pitcher</b> Matt Andress, APP Jake Brown, GSU Chris Patterson, APP Jimmy Reyes, Elon
<b>Player</b> Matt Leeds, CofC Eric Phillips, GSU Victor Roache, GSU Victor Roache, GSU	<b>2011</b> February March April May	<b>Pitcher</b> Austin Pritcher, CIT Lex Rutledge, SAM Ryan Arrowood, APP Jake Zokan, CofC
<b>Player</b> Saxon Butler, SAM Daniel Kassouf, APP Marty Gantt, CofC Brandon Miller, SAM	<b>2012</b> February March April May	<b>Pitcher</b> Rob Marcello, APP Seth Grant, APP Ryan Arrowood, APP Josh Martin, SAM
<b>Player</b> Tyler Griffin, CIT Gunnar Heidt, CofC Will Callaway, APP Joe Jackson, CIT	<b>2013</b> February March April May	<b>Pitcher</b> Austin Pritcher, CIT Spencer Medick, Elon Austin Pritcher, CIT Tyler Moore, APP
<b>Player</b> Stryker Brown, GSU Adam Martin, WCU Hunter King, UNCG Drew McWhorter, SAM	<b>2014</b> February March April May	<b>Pitcher</b> Jeremy Null, WCU Lucas Bakker, Elon Jordan Smith, WCU Sam Howard, GSU
<b>Player</b> Trey York, ETSU Kyle Lewis, MER Alex Lee, SAM Charlie Madden, MER	<b>2015</b> February March April May	<b>Pitcher</b> Will Stillman, WOF Ryan Clark, UNCG Morgan Pittman, MER Eric Nyquist, MER
<b>Player</b> Heath Quinn, SAM Kyle Lewis, MER Austin Edens, SAM Hagen Owenby, ETSU	<b>2016</b> February March April May	<b>Pitcher</b> Will Stillman, WOF Chad Sykes, UNCG Elliot Lance, WOF Will Gaddis, FUR

PLAYER	YEAR	PITCHER
<b>Player</b> Danny Edgeworth, MER Caleb Webster, UNCG Bryson Bowman, WCU Cameron Whitehead, FUR	<b>2017</b> February March April May	<b>Pitcher</b> Matt Frisbee, UNCG JP Sears, CIT Robert Broom, MER Will Gaddis, FUR
<b>Player</b> Cesar Trejo, UNCG Trey Truitt, MER Collin Fleischer, VMI Brooks Carlson, SAM	<b>2018</b> February March April May	<b>Pitcher</b> Andrew Wantz, UNCG Robert Broom, MER Adam Scott, WOF Wyatt Burns, SAM
<b>Player</b> RJ Yeager, MER Kel Johnson, MER Brooks Carlson, SAM Mike Brown, WOF	<b>2019</b> February March April May	<b>Pitcher</b> Jordan Merritt, CIT Hayes Heinecke, WOF Zach Hester, SAM Jesse McCord, SAM
<b>Player</b> Brooks Carlson, SAM Not awarded/COVID-19 Not awarded/COVID-19 Not awarded/COVID-19	<b>2020</b> February March April May	<b>Pitcher</b> Landon Knack, ETSU Not awarded/COVID-19 Not awarded/COVID-19 Not awarded/COVID-19
<b>Player</b> Justice Bigbie, WCU Ethan Cady, ETSU Justin Starke, VMI Brooks Carlson, SAM	<b>2021</b> February March April May	<b>Pitcher</b> Zebby Matthews, WCU Carson Cupo, SAM Colby Stuart, ETSU Jack Snyder, WCU

## PLAYER AND PITCHER OF THE MONTH TOTALS

	Player	Pitcher	Total
Appalachian State*	5	9	14
College of Charleston*	10	4	14
Elon*	2	12	14
Samford	10	5	15
Georgia Southern*	8	3	11
Wofford	5	5	10
UNCG	4	5	9
Mercer	6	3	9
The Citadel	3	6	9
Western Carolina	5	6	11
Furman	2	3	5
ETSU	3	2	5
Davidson*	2	0	2
VMI	2	0	1
Former member			

## REPEAT MONTHLY AWARD WINNERS

- Player**
- 3 times**  
Brooks Carlson, SAM (2018-20)
  - 2 times**  
Victor Roach, GSU (2011)  
Kyle Lewis, MER (2015-16)
- Pitcher**
- 4 times**  
Steven Hensley, Elon (2006-08)
  - 3 times**  
Austin Pritcher, CIT (2011-13)
  - 2 times**  
Lance Cole, Elon (2004-06)  
Ryan Arrowood, APP (2011-12)  
Will Stillman, WOF (2015-16)  
Will Gaddis, FUR (2016-17)  
Robert Broom, MER (2017-18)



Elon's Steven Hensley was honored a record four times as pitcher of the month.

# ALL-CONFERENCE TEAMS



## COACHES' SELECTIONS UNLESS OTHERWISE NOTED

- 1960**  
 P Dick Almes, CIT  
 P Charlie Revere, UR  
 C Chuck Boone, UR  
 1B Dick Jones, CIT  
 2B Paul Popovich, WVU  
 SS Alan Cole, UR  
 3B Howard Mikytuck, CIT  
 OF Tom Clary, CIT  
 OF Joe Gedro, VMI  
 OF Dickie Snead, VT

- 1961**  
 P Lee Melear, VT  
 P Tom Shafer, WVU  
 C Tony Carmighani, FUR  
 1B Dick Jones, CIT  
 2B Eddie Hite, VT  
 SS Weldon Eddins, VMI  
 3B Phil Chewning, FUR  
 OF Jerry Buchanan, CIT  
 OF Larry Abbott, FUR  
 OF Tom Booker, UR

- 1962**  
 P Frank Griffith, UR  
 P Tom Shafer, WVU  
 C Gil Minor, VMI  
 1B Mel Rideout, UR  
 2B Joe Hatalla, WVU  
 SS Tom Stepp, WVU  
 3B Bill Whaley, CIT  
 OF Bill Pashe, GWU  
 OF Bobby Stewart, UR  
 OF Jim Procopio, WVU

- 1963**  
 P Lee Melear, VT  
 P Joe Jeran, WVU  
 C Jim Procopio, WVU  
 1B Steve Berzansky, WVU  
 2B Joe Hatalla, WVU  
 SS Donnie White, VMI  
 3B Al McNamee, UR  
 OF Bobby Stewart, UR  
 OF Dave Blake, VT  
 OF Tom Green, VT

- 1964**  
 P Percy Sensabaugh, VMI  
 P John Radosevich, WVU  
 C Don Douglas, UR  
 1B Steve Berzansky, WVU  
 2B Charles Jennings, FUR  
 SS Donnie White, VMI  
 3B Ingram Haley, FUR  
 OF Rick Smyre, DAV  
 OF Mike Holloran, GWU  
 OF Bill Marovic, WVU

- 1965**  
 P Percy Sensabaugh, VMI  
 P John Radosevich, WVU  
 C Ron Renner, WVU  
 1B Phil King, FUR  
 2B Richie Sharff, UR  
 SS Jim Hyder, DAV  
 3B Pete Britton, UR  
 OF Tom Porter, CIT  
 OF Mike Holloran, GWU  
 OF Don Hetzel, WVU

- 1966**  
 P Jim Raynor, ECU  
 P Vaughn Kovach, WVU  
 C Richard Narron, ECU  
 1B Jim Clay, WVU  
 2B Richie Sharff, UR  
 SS Frank Jenness, UR  
 3B Tim Hill, GWU  
 OF Wayne Britton, ECU  
 OF Ed Thorne, ECU  
 OF Mike Holloran, GWU

- 1967**  
 P Dennis Burke, ECU  
 P Dick Balderson, UR  
 P Jerry Meadows, WVU  
 C Richard Narron, ECU  
 1B Tom Green, UR  
 2B Lynn Smith, ECU  
 SS Joe Lalli, GWU  
 3B Bob Beaham, WVU  
 OF Jim Snyder, ECU  
 OF Tom Parke, WVU  
 OF Chuck Albertson, W&M

- 1968**  
 P Hank Bunnell, GWU  
 P Denny Taylor, WVU  
 C Eric Spink, GWU  
 1B Jerry Blackwell, CIT  
 2B Choppy Morris, CIT  
 SS Mike Ross, CIT  
 3B Steve Kennedy, UR  
 OF Gordon Slade, DAV  
 OF Jimmy Snyder, ECU  
 OF John Medlin, W&M

- 1969**  
 P Tom Harrison, FUR  
 P Hank Bunnell, GWU  
 C Buster Holland, CIT  
 1B John Campbell, FUR  
 2B J.C. Hanks, VMI  
 3B Tim White, VMI  
 SS Mike Ross, CIT  
 3B Marvin Haley, FUR  
 OF Gordon Slade, DAV  
 OF Carey Anderson, ECU  
 OF Rich Richardson, W&M

- 1970**  
 P Ron Hastings, ECU  
 P Hank Bunnell, GWU  
 C Stan Sneed, ECU  
 1B Tom Bondurant, UR  
 2B Dennis Vick, ECU  
 SS Bob Dennis, GWU  
 3B Jerry Wise, CIT  
 OF John Bledsoe, CIT  
 OF Gordon Slade, DAV  
 OF Bubba Hooker, W&M

- 1971**  
 P Doug Pounder, CIT  
 P John Katona, FUR  
 C Harold Wilkerson, DAV  
 Stan Sneed, ECU  
 1B Tom Bondurant, UR  
 2B Dick Corrada, ECU  
 SS Reggie Dunnavant, UR  
 3B Jerry Wise, CIT  
 OF Mike Aldridge, ECU  
 OF Neil Eichelberger, FUR  
 OF Bruce Wright, UR

- 1972**  
 P Ray Yeoman, CIT  
 P John Katona, FUR  
 C Paul Plunkett, CIT  
 1B Ron Sanders, CIT  
 2B Marshall Owen, UR  
 SS Reggie Dunnavant, UR  
 3B Ralph Lamm, ECU  
 OF George Weicker, DAV  
 OF Les Keenan, UR  
 OF Jeff Steckroth, W&M

- 1973**  
 P Tommy Toms, ECU  
 P Roger Hatcher, UR  
 C Bill Harris, W&M  
 1B Steve Anspaugh, APP  
 2B Marshall Owen, UR  
 SS Mike Ramsey, APP  
 3B Frank Dziadul, APP  
 OF Robbie Williams, APP  
 OF Steve Arrington, CIT  
 OF Mike Hogan, ECU

- 1974**  
 P Dave LaRussa, ECU  
 P Todd Brenizer, FUR  
 C Mark Rodgman, DAV  
 1B Ron Staggs, ECU  
 2B Ken Feaster, CIT  
 SS Mike Ramsey, APP  
 3B Steve Becker, W&M  
 OF Steve Anspaugh, APP  
 OF Mike Hogan, ECU  
 OF Charlie Talley, UR

- 1975**  
 P Hank Welch, CIT  
 P Jeff Boteler, UR  
 P Joel Tew, DAV  
 C Mark Hodgman, DAV  
 1B George Weicker, DAV  
 2B Bob Mitchell, UR  
 SS Mike Ramsey, APP  
 3B Steve Becker, W&M  
 OF Gene Dotson, CIT  
 OF Paul Martin, CIT  
 OF Randy Howell, FUR  
 DH Billy Wieters, CIT

- 1976**  
 P Chris Mensing, FUR  
 P Renie Martin, UR  
 C John Nichols, FUR  
 1B Richard Wieters, CIT  
 2B Steve Bryant, ECU  
 SS Kevin Harvey, UR  
 3B Randy Ingram, APP  
 OF Paul Martin, CIT  
 OF Joe Roenker, ECU  
 OF Randy Howell, FUR  
 DH Russell Lee, FUR

- 1977**  
 P Richard Wieters, CIT  
 P Mickey Britt, ECU  
 P Pete Conaty, ECU  
 C Bob Lapple, DAV  
 John Rulli, MAR  
 Kelly Lombard, VMI  
 1B Sonny Wooten, ECU  
 2B Chris Plemmons, APP  
 SS Wayne Tolleson, WCU  
 3B Randy Ingram, APP  
 OF Eddie Gates, ECU  
 OF Randy Howell, FUR  
 OF Everette Smith, FUR  
 OF Dave McElhaney, W&M  
 DH Keith Ebersole, WCU

- 1978**  
 P Mike Pendleton, CIT  
 P Martin Rivera, CIT  
 C Bob Lapple, DAV  
 1B Ronnie Brower, APP  
 2B Chris Plemmons, APP  
 SS Wayne Tolleson, WCU  
 3B Randy Ingram, APP  
 OF Joey Moffitt, APP  
 OF Randy Rosiek, MAR  
 OF John Baker, UTC  
 DH Keith Ebersole, WCU

- 1979**  
 P Frank Galloway, CIT  
 P Mike Pendleton, CIT  
 C Bob Lapple, DAV  
 1B Harry Severino, MAR  
 2B Bob Roma, FUR  
 SS Randy Ingle, APP  
 3B Gary Robinette, ETSU  
 OF John Porter, DAV  
 OF Jeff Coppinger, UTC  
 OF Willie Carpenter, WCU  
 DH John Baker, UTC

- 1980**  
 P Mike Pendleton, CIT  
 P Jeff Andrews, ETSU  
 C Mel Williamson, CIT  
 Tom Alesio, FUR  
 Phil Hubbard, VMI  
 1B Don Ingle, WCU  
 2B Ken Sholl, UTC  
 SS Dave Cardwell, ETSU  
 3B Gary Robinette, ETSU  
 OF John Porter, DAV  
 OF Joey Moffitt, APP  
 OF Bryan Snyder, ETSU  
 OF Willie Carpenter, WCU  
 DH Greg Hill, MAR

- 1981**  
 P Jeff Barkley, CIT  
 P Mike Sullivan, MAR  
 C Philip Gordon, DAV  
 Greg Hill, MAR  
 1B John Barlowe, APP  
 2B Tom Sams, APP  
 SS Mike Knox, CIT  
 3B Chris Hust, ETSU  
 OF Tony Martin, ETSU  
 OF Bryan Snyder, ETSU  
 OF Mel Kinsey, WCU  
 DH Robbie Peele, APP

- 1982**  
 P Kirk Bailey, APP  
 P Jeff Barkley, CIT  
 C Phil Hubbard, VMI  
 2B B.J. Hinson, ETSU  
 SS Mike Knox, CIT  
 3B Todd Sager, MAR  
 OF Wayne Dannenberg, ETSU  
 OF Marcus Velazquez, ETSU  
 OF Terry Smith, FUR  
 DH Pete Camelo, APP

- 1983**  
 P Mike Cherry, CIT  
 P Bryan Augsburger, VMI  
 C Greg Johnson, WCU  
 1B Charlie Fonville, WCU  
 2B Mike Nipper, ETSU  
 SS Greg Hill, MAR  
 3B Todd Sager, MAR  
 OF Robbie Peele, APP  
 OF Tony Martin, ETSU  
 OF David Hill, WCU  
 DH Alan Hurt, CIT

- 1984**  
 P Pete Hardee, APP  
 P Scott Gay, WCU  
 C Rock Hurst, FUR  
 1B Charlie Fonville, WCU  
 2B Jamie Harris, APP  
 SS Tim Jones, CIT  
 3B Todd Sager, MAR  
 OF Tony Welborn, APP  
 OF Lee Glaze, CIT  
 OF Fred Hailey, WCU  
 DH Kent Alexander, APP

SOCONSPORTS.COM

## 1985

### North Division

- P Rich Bosley, APP
- P J.D. McKinney, MAR
- C Brad Long, APP
- 1B Greg Weddle, VMI
- 2B Marc Hodges, APP
- SS Chris Finwood, VMI
- 3B Lawrence Sluder, APP
- OF Tony Welborn, APP
- OF Chip Cook, MAR
- OF Terry Thompson, MAR
- DH Lee James, APP

### South Division

- P Mike Monte, CIT
- P Scott Gay, WCU
- C Rock Hurst, FUR
- 1B David Hyatt, WCU
- 2B Keith Helfant, DAV
- SS Tim Jones, CIT
- 3B David Turgeon, DAV
- OF Bill Masse, DAV
- OF Mike Carson, WCU
- OF Fred Hailey, WCU
- DH Skip Nelloms, WCU

## 1986

### North Division

- P Kevin Simmons, APP
- P Len Stratton, APP
- C Brad Long, APP
- 1B Greg Weddle, VMI
- 2B Gary Sibyan, VMI
- SS Scott Church, ETSU
- 3B Jeff Barr, ETSU
- OF Andre Crawford, APP
- OF Ed Dubiel, APP
- OF Billy Patton, ETSU
- DH Mike Rambo, ETSU

### South Division

- P Mike Monte, CIT
- P Steve Condon, DAV
- C Dan Simonds, DAV
- 1B Rick Hardwick, CIT
- 2B Keith Helfant, DAV
- SS Alan Lewis, DAV
- 3B David Turgeon, DAV
- OF Lee Glaze, CIT
- OF Mike Carson, WCU
- OF Fred Hailey, WCU
- DH Pat Riley, WCU

## 1987

### North Division

- P Len Stratton, APP
- P Mike Prince, ETSU
- C Brad Long, APP
- 1B Tommy Green, APP
- 2B Gary Sibyan, VMI
- SS Chris Finwood, VMI
- 3B Lawrence Sluder, APP
- OF Ed Dubiel, APP
- OF Will Edwards, ETSU
- OF Rob Morrison, MAR
- DH Ben Walker, VMI

### South Division

- P Steve Condon, DAV
- P Stewart Keyes, WCU
- C Dan Simonds, DAV
- 1B Bob Thomas, FUR
- 2B Billy Swails, CIT
- SS Alan Lewis, DAV
- 3B David Turgeon, DAV
- OF Bill Masse, DAV
- OF Fred Hailey, WCU
- OF Skip Nelloms, WCU
- DH Clint Fairey, WCU

## 1988

### North Division

- P Stacey Schneider, APP
- P Rick Tuttle, APP
- C Andy Beasley, VMI
- 1B Tommy Green, APP
- 2B Gary Sibyan, VMI
- SS Chris Finwood, VMI
- 3B Jeff Morgan, ETSU
- OF Keith Nail, APP
- OF Will Edwards, ETSU
- OF Steve Meredith, ETSU
- DH Darron Healey, APP

### South Division

- P Greg Wilcox, DAV
- P Paul Menhart, WCU
- C Kevin Vickery, CIT
- 1B Clint Fairey, WCU
- 2B Billy Swails, CIT
- SS Danny Greene, FUR
- 3B Tom Malchesky, WCU
- OF Roy Vilardi, DAV
- OF Keith LeClair, WCU
- OF Skip Nelloms, WCU
- DH Billy Baker, CIT

## 1989

- P Pete Palmer, APP
- P Matt Gore, CIT
- C Brent Williams, FUR
- 1B Clint Fairey, WCU
- 2B Billy Swails, CIT
- SS Steve Hollins, APP
- 3B Gary Chandler, APP
- OF Garrett Hinshaw, APP
- OF Scott Waugh, APP
- OF Jason Nixon, MAR
- OF John Parrott, VMI
- DH Gettys Glaze, CIT
- Mark Poarch, WCU

## 1990

- P Ken Britt, CIT
- P Mike Montgomery, ETSU
- C Andy Beasley, VMI
- 1B Marshall Simpson, VMI
- 2B Grant Brittain, WCU
- SS Dave Piepenbrink, MAR
- 3B Matt Raleigh, WCU
- OF Scott Waugh, APP
- OF Anthony Jenkins, CIT
- OF Jimbo Thornton, ETSU
- DH Billy Baker, CIT

## 1991

- P Will Ertel, FUR
- Phillip Grundy, WCU
- C Brent Williams, FUR
- Todd Raleigh, WCU
- 1B Rodney Tesh, WCU
- 2B Dan McDonnell, CIT
- SS Phillip Tobin, CIT
- 3B Matt Raleigh, WCU
- OF Scott Waugh, APP
- OF Craig McLaughlin, FUR
- OF Kevin Bellomo, WCU
- DH Gettys Glaze, CIT

## 1992

- P Gettys Glaze, CIT
- P Dallas Rinehart, ETSU
- C Randy DeBruhl, APP
- 1B Rod Walker, ETSU
- 2B Doug Eder, GSU
- SS Matt Raleigh, WCU
- 3B Kevin Hallman, GSU
- OF Vic Correll, CIT
- OF Todd Greene, GSU
- OF Joey Cox, WCU
- DH Willando Ficklin, GSU

## 1993

- P Paul Thornton, GSU
- P Jason Beverlin, WCU
- C Brett Boretti, DAV
- 1B Chris Lemonis, CIT
- 2B Rodney Hennon, WCU
- SS Rick Bender, DAV
- 3B Kevin Hallman, GSU
- OF Todd Greene, GSU
- OF Dallas Monday, ETSU
- OF Scott Lyman, WCU
- DH Phillip Grundy, WCU

## 1994

- P William Rushing, GSU
- P Jason Beverlin, WCU
- C Brett Boretti, DAV
- 1B Clay Hall, DAV
- 2B Matt Wilson, GSU
- SS Wade Evans, ETSU
- 3B Kevin Hallman, GSU
- OF Will Shellman, APP
- OF Jazz Freitas, DAV
- OF Mike Tidick, WCU
- DH David Young, APP

## 1995

- P Britt Reames, CIT
- P William Rushing, GSU
- C Steve Wilson, GSU
- 1B Alex Tolbert, WCU
- 2B Adam Cross, ETSU
- SS David Groseclose, VMI
- 3B Eric Whitson, WCU
- OF Garrick Haltiwanger, CIT
- OF Ryan Glynn, VMI
- OF Jody Henson, WCU
- DH Shane Owenby, APP

## 1996

- P Julio Ayala, GSU
- P Tod Lee, GSU
- C Scott Garrett, APP
- 1B Tommy Peterman, GSU
- 2B Chris Rodriguez, APP
- SS Bradley James, ETSU
- 3B Bo Betchman, CIT
- OF Garrick Haltiwanger, CIT
- OF Mark Hamlin, GSU
- OF Antoine Moran, GSU
- DH Scott Musgrave, APP

## 1997

- P Brian Rogers, CIT
- P Tod Lee, GSU
- C Michael Holder, GSU
- 1B Alex Tolbert, WCU
- 2B Bo Betchman, CIT
- SS Terrance Smalls, CIT
- 3B A.J. Polichnowski, ETSU
- OF Kenny Osborne, APP
- OF Jerry Simmons, CIT
- OF Martin Barrow, WCU
- DH Britt Phelps, ETSU

## 1998

- First Team*
- P Mark DiFelice, WCU
- P Lee Long, WOF
- RP Tom Martin, CIT
- C Stephen Crater, APP
- 1B Philip Hartig, CIT
- 2B Dominic Pattie, UNCG
- SS Chris Moore, WCU
- 3B Mike Berrier, APP
- OF Linwood Davis, UNCG
- OF Kenny Vawter, UNCG
- OF Martin Barrow, WCU
- DH Mike DeSimone, DAV

## Second Team

- P Brian Rogers, CIT
- P Corey McDonald, UNCG
- RP Jason Parson, UNCG
- C Frankie Ward, WCU
- 1B Jim Morrill, FUR
- 2B Jody Pollock, GSU
- SS Terrence Smalls, CIT
- 3B Aaron Haigler, CIT
- OF Jerry Simmons, CIT
- OF Rusty Swackhamer, ETSU
- OF Jeremy Purcell, UNCG
- DH Brandon Eierman, ETSU

## 1999

### First Team

- P Lucas Hocker, CofC
- P Brian Wiley, CIT
- RP Jay Morgan, CIT
- C Ronny Marmol, CofC
- 1B Philip Hartig, CIT
- 2B Billy Colome, CofC
- SS Chris Moore, WCU
- 3B Eric Walker, VMI
- OF Brandon Eierman, ETSU
- OF Eric Johnson, WCU
- OF Charles Thomas, WCU
- DH Scott Thompkins, VMI

### Second Team

- P Rodney Hancock, CIT
- P Matt Baber, ETSU
- RP Brett Davey, CofC
- C Ed Sparks, ETSU
- 1B Steve Harris, WCU
- 2B Jody Pollock, GSU
- SS Travis Blevins, ETSU
- 3B Joey Foxhall, CofC
- OF Travis Howell, CofC
- OF Chris Morris, CIT
- OF Rusty Swackhamer, ETSU
- DH Tommy John, FUR

## 2000

### First Team

- P David Ray, GSU
- P Ryan Gordon, UNCG
- RP Ian Ostlund, VMI
- C Ed Sparks, ETSU
- 1B Philip Hartig, CIT
- 2B Matt Easterday, GSU
- SS Wes Timmons, APP
- 3B Carlos Love, GSU
- Eric Walker, VMI
- OF Chris Morris, CIT
- OF Tim Freund, DAV
- OF Jeremy Purcell, UNCG
- DH Dallas McPherson, CIT

### Second Team

- P Ron Colvard, CIT
- P Matt Baber, ETSU
- RP Taft Cable, UNCG
- C Mike Goldman, VMI
- 1B Chris Behne, APP
- 2B Tavy Smalls, CIT
- Shane Schumaker, UNCG
- SS Ben Brown, DAV
- 3B Cassidy Lundin, DAV
- OF John Durik, GSU
- OF Jeff Smith, UNCG
- OF Charles Thomas, WCU
- DH Steve Johnson, VMI

# ALL-CONFERENCE TEAMS



## 2001

### First Team

P Eric Talbert, CIT  
 P Brett Lewis, GSU  
 RP Randy Corn, CIT  
 C Matt Lauderdale, CofC  
 James Marino, DAV  
 1B Philip Hartig, CIT  
 2B Shane Schumaker, UNCG  
 SS Wes Timmons, APP  
 3B Dallas McPherson, CIT  
 OF Nathan Copeland, ETSU  
 OF Alan Beck, WCU  
 OF Donovan Minero, WCU  
 DH Scott Henley, GSU

### Second Team

P Toby David, FUR  
 P Taft Cable, UNCG  
 RP Andy Hutchings, CofC  
 C Justin Maderer, FUR  
 1B Andy Baxter, ETSU  
 2B Adam Etherington, FUR  
 SS Jemel Spearman, GSU  
 3B Derek Norman, FUR  
 OF Tim Frend, DAV  
 OF Matt Herring, GSU  
 OF Darryl Stephens, GSU  
 OF Chris Walker, GSU  
 DH Billy Ryan, DAV

## 2002 Coaches

### First Team

P Ryan Johnson, CofC  
 P Scooter Michael, UNCG  
 RP Randy Corn, CIT  
 C Matt Lauderdale, CofC  
 1B Todd Buchanan, WCU  
 2B Jason Sarvis, UNCG  
 SS Ryan Schade, WCU  
 3B Lee Curtis, CofC  
 OF Brett Spivey, CofC  
 OF Matt Herring, GSU  
 OF Donovan Minero, WCU  
 DH Ryan Gordon, UNCG

### Second Team

P Matt Hamer, CIT  
 P Reid Casey, ETSU  
 RP George Lehr, WOF  
 C Brendan Gilligan, GSU  
 1B Dominic Frankey, FUR  
 2B Chad Hall, GSU  
 SS Jemel Spearman, GSU  
 3B Matt Lein, WOF  
 OF Tim Frend, DAV  
 OF Chris Walker, GSU  
 OF Alan Beck, WCU  
 DH Chris Davis, WCU

## 2002 Media

### First Team

P Ryan Johnson, CofC  
 P Scooter Michael, UNCG  
 RP Randy Corn, CIT  
 C Matt Lauderdale, CofC  
 1B Todd Buchanan, WCU  
 2B Jason Sarvis, UNCG  
 SS Ryan Schade, WCU  
 3B Lee Curtis, CofC  
 OF Brett Spivey, CofC  
 OF Matt Herring, GSU  
 OF Donovan Minero, WCU  
 DH Ryan Gordon, UNCG

## 2003 Coaches

### First Team

P T.A. Fulmer, CIT  
 P Jeff Stovall, FUR  
 RP George Lehr, WOF  
 C Brendan Gilligan, GSU  
 1B Chip Cannon, CIT  
 2B Chad Hall, GSU  
 SS Tony Carbone, WOF  
 3B Matt Lein, WOF  
 OF Tim Frend, DAV  
 OF Alan Beck, WCU  
 OF Strat Stavrou, WOF  
 DH Chris Davis, WCU

### Second Team

P Tom Mastny, FUR  
 P Jarrett Santos, UNCG  
 RP David Mitchell, FUR  
 C Matt Lauderdale, CofC  
 1B Chip Cannon, CIT  
 2B Lee Curtis, CofC  
 SS Andy Howdeshell, ETSU  
 3B Chris Ard, CIT  
 OF Brendan Gilligan, GSU  
 OF Alan Beck, WCU  
 OF Rod Goldston, WCU  
 DH Ryan Gordon, UNCG

### 2003 Media

### First Team

P Dennis Dove, GSU  
 P Derrick Hawk, WCU  
 RP Matt Hamer, CIT  
 C Derek Norman, FUR  
 1B Todd Buchanan, WCU  
 2B Jason Sarvis, UNCG  
 SS Wayne Kilmer, WCU  
 3B Carlos Love, GSU  
 OF Brett Spivey, CofC  
 OF Brook Dantzler, CIT  
 OF Sam Navarro, DAV  
 DH Grant Burruss, GSU

### Second Team

P Tom Mastny, FUR  
 P Derrick Hawk, WCU  
 RP David Mitchell, FUR  
 C Matt Lauderdale, CofC  
 1B Chip Cannon, CIT  
 2B Lee Curtis, CofC  
 SS Andy Howdeshell, ETSU  
 3B Chris Ard, CIT  
 OF Brett Spivey, CofC  
 OF Alan Beck, WCU  
 OF Rod Goldston, WCU  
 DH Ryan Gordon, UNCG

### 2003 Media

### First Team

P Jarrett Santos, UNCG  
 P Ryan Basner, WCU  
 RP Matt Hamer, CIT  
 C Derek Norman, FUR  
 1B Todd Buchanan, WCU  
 2B Jason Sarvis, UNCG  
 SS Wayne Kilmer, WCU  
 3B Carlos Love, GSU  
 OF Brook Dantzler, CIT  
 OF Brendan Gilligan, GSU  
 OF Brian Casey, WOF  
 DH Grant Burruss, GSU

### Second Team

P Jarrett Santos, UNCG  
 P Ryan Basner, WCU  
 RP Matt Hamer, CIT  
 C Derek Norman, FUR  
 1B Todd Buchanan, WCU  
 2B Jason Sarvis, UNCG  
 SS Wayne Kilmer, WCU  
 3B Carlos Love, GSU  
 OF Brook Dantzler, CIT  
 OF Brendan Gilligan, GSU  
 OF Brian Casey, WOF  
 DH Grant Burruss, GSU

## 2004 Coaches

### First Team

P Ryan Johnson, CofC  
 P Jonathan Ellis, CIT  
 RP Brett Harker, CofC  
 C Caleb Moore, ETSU  
 1B Chip Cannon, CIT  
 2B Gary Morris, Elon  
 SS Andy Howdeshell, ETSU  
 3B Jess Easterling, CofC  
 OF Byron Barber, CofC  
 OF Brett Gardner, CofC  
 OF Brandon Long, GSU  
 DH Grant Burruss, GSU

### Second Team

P Brian Akin, DAV  
 P John Carroll, GSU  
 RP Jarrett Santos, UNCG  
 C Drew Davis, Elon  
 1B Brett Anderson, CofC  
 2B Greg Dowling, GSU  
 1B Chris Campbell, CofC  
 SS Tony Carbone, WOF  
 3B Danny Valencia, UNCG  
 OF Phillip Coker, CofC  
 OF Grant Rembert, Elon  
 OF Ryan Gordon, UNCG  
 DH David Dufour, WOF

## 2004 Media

### First Team

P Ryan Johnson, CofC  
 P Jonathan Ellis, CIT  
 RP Brett Harker, CofC  
 C Caleb Moore, ETSU  
 1B Chip Cannon, CIT  
 2B Gary Morris, Elon  
 SS Andy Howdeshell, ETSU  
 3B Jess Easterling, CofC  
 OF Byron Barber, CofC  
 OF Brett Gardner, CofC  
 OF Brandon Long, GSU  
 DH Grant Burruss, GSU

### Second Team

P Reid Price, CofC  
 P Brian Akin, DAV  
 RP Jay Heafner, DAV  
 C Matt Kirkpatrick, CofC  
 Alex Entrekina, DAV  
 1B Brett Anderson, CofC  
 2B Chris Campbell, CofC  
 SS Eli Benefield, DAV  
 3B Danny Valencia, UNCG  
 OF Josh Stackley, CIT  
 OF Grant Rembert, Elon  
 OF James Payne, GSU  
 DH Chris Price, Elon

## 2005 Coaches

### First Team

P Chris Mason, UNCG  
 P Everett Teaford, GSU  
 RP Brett Harker, CofC  
 C Caleb Moore, ETSU  
 1B D.J. Wabick, CofC  
 2B Chris Campbell, CofC  
 SS Chuck Hargis, ETSU  
 3B Jay Heafner, DAV  
 OF Brett Gardner, CofC  
 OF Jason Hurst, GSU  
 OF James Payne, GSU  
 OF Phillip Coker, CofC  
 DH Blake Church, ETSU  
 Brett Anderson, CofC

## 2005 Media

### First Team

P Danny Gemma, CofC  
 P Jeremy Hall, ETSU  
 RP Caleb Moore, ETSU  
 C Alex Entrekina, DAV  
 1B Evan Erickson, Elon  
 2B Nick Crowe, ETSU  
 SS A.J. Davidiuk, FUR  
 3B Logan Phillips, GSU  
 OF Steven Strausbaugh, WCU  
 OF Chris Price, Elon  
 OF Shane Byrne, ETSU  
 DH Taylor Shoop, DAV

### Second Team

P Danny Gemma, CofC  
 P Chris Mason, UNCG  
 RP Brett Harker, CofC  
 C Caleb Moore, ETSU  
 1B D.J. Wabick, CofC  
 2B Chris Campbell, CofC  
 SS Chuck Hargis, ETSU  
 3B Jay Heafner, DAV  
 OF Brett Gardner, CofC  
 OF Jason Hurst, GSU  
 OF Shane Byrne, ETSU  
 DH Brett Anderson, CofC

### 2005 Media

### First Team

P Reid Price, CofC  
 P Everett Teaford, GSU  
 RP Caleb Moore, ETSU  
 C Alex Entrekina, DAV  
 1B Evan Erickson, Elon  
 2B Nick Crowe, ETSU  
 SS Brad Peisel, APP  
 3B Logan Phillips, GSU  
 OF Chris Price, Elon  
 OF Phillip Coker, CofC  
 OF James Payne, GSU  
 DH Blake Church, ETSU

### 2006 Coaches

### First Team

P Nick Chigges, CofC  
 P Everett Teaford, GSU  
 RP Josh McLaughlin, CofC  
 C Tony Maccani, FUR  
 1B Greg Dowling, GSU  
 2B Ronnie Shore, DAV  
 SS A.J. Davidiuk, FUR  
 3B Jonathan Greene, WCU  
 OF Chris Swauger, CIT  
 OF Chris Price, Elon  
 OF Jermaine Mitchell, UNCG  
 OF Steven Strausbaugh, WCU  
 DH Robert Rodebaugh, Elon

### Second Team

P Danny Meszaros, CofC  
 P Matt Chastain, Elon  
 RP Patrick Currin, UNCG  
 C Blake Murphy, WCU  
 1B Case Cassidy, FUR  
 2B Chris Campbell, CofC  
 SS Jay Heafner, DAV  
 3B Jess Easterling, CofC  
 OF Philip Coker, CofC  
 OF Gregory Zage, DAV  
 OF Grant Rembert, Elon  
 DH Sonny Meade, CIT

## 2006 Media

### First Team

P Nick Chiggas, CofC  
 P Everett Teaford, GSU  
 RP Josh McLaughlin, CofC  
 C Tony Maccani, FUR  
 1B Greg Dowling, GSU  
 2B Ronnie Shore, DAV  
 SS A.J. Davidiuk, FUR  
 3B Jess Easterling, CofC  
 OF Chris Price, Elon  
 OF Jermaine Mitchell, UNCG  
 OF Steven Strausbaugh, WCU  
 DH Robert Rodebaugh, Elon

### Second Team

P Danny Meszaros, CofC  
 P Matt Chastain, Elon  
 RP Chad Tilley, Elon  
 C Blake Murphy, WCU  
 1B Case Cassidy, FUR  
 2B Chris Campbell, CofC  
 SS Jay Heafner, DAV  
 3B Jonathan Greene, WCU  
 OF Chris Swauger, CIT  
 OF Philip Coker, CofC  
 OF Grant Rembert, Elon  
 DH Rob Wilson, DAV

## 2007 Coaches

### First Team

P Nick Chiggas, CofC  
 P Drew Saberhagen, WCU  
 RP Greg Holland, WCU  
 C Blake Murphy, WCU  
 1B Zach Brown, CIT  
 2B Kenny Smith, WCU  
 SS Oliver Marmol, CofC  
 3B Brandon Waring, WOF  
 OF David Rubinstein, APP  
 OF Michael Harrington, CofC  
 OF Barrett Shaft, DAV  
 DH Rob Wilson, DAV

## Second Team

SP Steven Hensley, Elon  
 SP Ryan Falcon, UNCG  
 RP A.J. Battisto, GSU  
 C Alex Garabedian, CofC  
 1B Graham Maiden, CofC  
 2B Chris Campbell, CofC  
 3B Ben Lasater, CofC  
 SS Jason Althenhof, APP  
 OF Sonny Meade, CIT  
 OF Chris Swauger, CIT  
 OF Steven Strausbaugh, WCU  
 DH Richard Jones, CIT

## 2007 Media

### First Team

SP Nick Chiggas, CofC  
 SP Drew Saberhagen, WCU  
 RP Greg Holland, WCU  
 C Blake Murphy, WCU  
 1B Zach Brown, CIT  
 2B Kenny Smith, WCU  
 SS Oliver Marmol, CofC  
 3B Brandon Waring, WOF  
 OF David Rubinstein, APP  
 OF Michael Harrington, CofC  
 OF Jonathan Greene, WCU  
 DH Richard Jones, CIT

## Second Team

SP Steven Hensley, Elon  
 SP Ryan Falcon, UNCG  
 RP Matt Webb, DAV  
 C Alex Garabedian, CofC  
 1B John Ingram, WCU  
 2B Chris Campbell, CofC  
 SS Mike Gilmartin, WOF  
 3B Ben Lasater, CofC  
 OF Patrick Irvine, Elon  
 OF Mike Economos, GSU  
 OF Steven Strausbaugh, WCU  
 DH Rob Wilson, DAV

## 2008 Coaches

### First Team

P Steven Hensley, Elon  
 P Jay Jackson, FUR  
 RP Thomas Girdwood, Elon  
 C Blake Murphy, WCU  
 1B Michael Harrington, CofC  
 2B Brandon Sizemore, CofC  
 SS Jason Althenhof, APP  
 3B Jeremie Tice, CofC  
 OF Chris Swauger, CIT  
 OF Cory Harrilchak, Elon  
 OF Chris Shehan, GSU  
 DH Ty Wright, GSU

### Second Team

P Matt Andress, APP  
 P Greg Martin, UNCG  
 RP Nick Karow, FUR  
 C Griffin Benedict, GSU  
 1B Ricky Orton, UNCG  
 2B Nick Liles, WCU  
 SS Michael Gilmartin, WOF  
 3B AJ Wirnsberger, GSU  
 OF David Rubinstein, APP  
 OF Sonny Meade, CIT  
 OF David Richardson, GSU  
 OF Gabe Marchant, CofC  
 DH Reese Wade, FUR

## 2008 Media

### First Team

SP Steven Hensley, Elon  
 SP Jay Jackson, FUR  
 RP Tom Girdwood, Elon  
 C Blake Murphy, WCU  
 1B Michael Harrington, CofC  
 2B Brandon Sizemore, CofC  
 SS Jason Althenhof, APP  
 3B Jeremie Tice, CofC  
 OF Sonny Meade, CIT  
 OF Cory Harrilchak, Elon  
 OF Chris Shehan, GSU  
 DH Ty Wright, GSU

### Second Team

SP Drew Murray, GSU  
 SP Mike Tavernier, WCU  
 RP Nick Karow, FUR  
 C Dallas Tarleton, Elon  
 1B Ricky Orton, UNCG  
 2B Nick Liles, WCU  
 SS Mike Hentz, CofC  
 3B Bennett Davis, Elon  
 OF David Rubinstein, APP  
 OF Gabe Marchant, CofC  
 OF Chris Swauger, CIT  
 DH Reese Wade, FUR

## 2009 Coaches

### First Team

P Wes Wrenn, CIT  
 P Chris Mederos, GSU  
 RP Zach Quate, APP  
 Thomas Girdwood, Elon  
 C Richard Jones, CIT  
 1B Chris McGuinness, CIT  
 2B Brandon Sizemore, CofC  
 SS Brent Greer, WCU  
 3B Joey Bergman, CofC  
 OF Sonny Meade, CIT  
 OF Cory Harrilchak, Elon  
 OF Pat Irvine, Elon  
 DH Ryan Daniels, CofC

### Second Team

P Jesse Simpson, CofC  
 P Jimmy Reyes, Elon  
 RP Drew Mahaffey, CIT  
 C Griffin Benedict, GSU  
 1B Joash Brodin, CofC  
 2B Wes Hobson, APP  
 SS Michael Gilmartin, WOF  
 3B Chase Austin, Elon

OF Rand Smith, APP  
 OF Matt Mansilla, CofC  
 OF Clay McCord, CofC  
 DH Danny Weiss, DAV

## All-Freshman

David Peterson, CofC  
 David Greene, CIT  
 Nick Orvin, CIT  
 Drew Gadaire, DAV  
 Jordan Darnell, Elon  
 Zeth Stone, Elon  
 Matt Murray, GSU  
 Eric Phillips, GSU  
 Colin Snow, GSU  
 Ross Heffley, WCU  
 Konstantine Diamaduros, WOF  
 James Foster, WOF

## 2009 Media

### First Team

P Wes Wrenn, CIT  
 P Chris Mederos, GSU  
 RP Zach Quate, APP  
 C Griffin Benedict, GSU  
 1B Chris McGuinness, CIT  
 2B Brandon Sizemore, CofC  
 SS Brent Greer, WCU  
 3B Joey Bergman, CofC  
 OF Matt Mansilla, CofC  
 OF Sonny Meade, CIT  
 OF Pat Irvine, Elon  
 DH Ryan Daniels, CofC

### Second Team

P Jesse Simpson, CofC  
 P Jimmy Reyes, Elon  
 RP Thomas Girdwood, Elon  
 C Richard Jones, CIT  
 1B Joash Brodin, CofC  
 2B Wes Hobson, APP  
 SS Michael Gilmartin, WOF  
 3B Isaac Harrow, APP  
 OF Rand Smith, APP  
 OF Clay McCord, CofC  
 OF Cory Harrilchak, Elon  
 DH Danny Weiss, DAV

## 2010 Coaches

### First Team

SP Asher Wojciechowski, CIT  
 SP Jimmy Reyes, Elon  
 RP Chris Patterson, APP  
 C Mike Melillo, Elon  
 1B Kyle Blackburn, GSU  
 2B Wes Hobson, APP  
 SS Neal Pritchard, Elon  
 3B Matt Leeds, CofC  
 OF Cole Rakar, CofC  
 OF Jose Rodriguez, CofC  
 OF David Schulze, SAM  
 DH Mac Doyle, WOF

### Second Team

SP Kevin Decker, CofC  
 SP Matt Benedict, WCU  
 RP Lex Rutledge, SAM  
 C Rob Kral, CofC  
 1B Greg Blake, CofC  
 2B Bryan Altman, CIT  
 SS Eric Phillips, GSU  
 3B Kyle Behrendt, WOF  
 OF Nick Orvin, CIT  
 OF Shawn Payne, GSU  
 OF Matt Hinson, Elon  
 OF Wayne Miller, SAM  
 DH Jerod Faggart, APP

## All-Freshman

Hector Crespo, APP  
 Ryan Stetson, APP  
 Christian Powell, CofC  
 Michael Clevinger, CIT  
 Andrew Barna, DAV  
 Alex Swim, Elon

#SoConBSB



Western Carolina's Greg Holland was a first-team all-conference selection in 2007. Holland was a two-time All-Star (2013-14) for the Kansas City Royals and had 32 saves for the 2015 World Series winners before an injury ended his season in September of that year.

# ALL-CONFERENCE TEAMS



Kyle Webb, Elon  
Will Muzika, FUR  
Michael Burrus, GSU  
Arthur Owens, GSU  
Harry Slade, UNCG  
Lex Rutledge, SAM

## 2010 Media

*First Team*  
SP Asher Wojciechowski, CIT  
SP Jimmy Reyes, Elon  
RP Chris Patterson, APP  
C Rob Kral, CofC  
1B Kyle Blackburn, GSU  
2B Wes Hobson, APP  
SS Neal Pritchard, Elon  
3B Matt Leeds, CofC  
OF Cole Rakar, CofC  
OF Jose Rodriguez, CofC  
OF David Schulze, SAM  
DH Mac Doyle, WOF

## Second Team

SP Kevin Decker, CofC  
SP Matt Benedict, WCU  
RP Lex Rutledge, SAM  
C Mike Melillo, Elon  
1B Greg Blake, CofC  
2B Bryan Altman, CIT  
SS Eric Phillips, GSU  
3B Kyle Behrendt, WOF  
OF Matt Hinson, Elon  
OF Shawn Payne, GSU  
OF Trevor Collias, WCU  
DH Jerod Faggart, APP

## 2011 Coaches

*First Team*  
SP Josh Renfro, CofC  
SP Andy Moye, GSU  
SP Warren Slack, UNCG  
RP Matt Murray, GSU  
C Trevor Edwards, UNCG  
1B Saxon Butler, SAM  
2B Ross Heffley, WCU  
SS Eric Phillips, GSU  
3B Matt Leeds, CofC  
OF Daniel Aldrich, CofC  
OF Nick Orvin, CIT  
OF Victor Roache, GSU  
DH Stephen Notaro, WCU

## Second Team

SP Christian Powell, CofC  
SP Kyle Putkonen, SAM  
RP Andrew Jones, SAM  
C Rob Kral, CofC  
1B Aaron Thompkins, FUR  
2B Sebastian Gomez, Elon  
SS Neal Pritchard, Elon  
3B Austin Schultz, WCU  
OF Shawn Payne, GSU  
OF Phillip Ervin, SAM  
OF Brandon Miller, SAM  
DH Mac Doyle, WOF

## All-Freshman

Preston Troutman, APP  
Daniel Aldrich, CofC  
Drew DeKerlegand, CIT  
Joe Jackson, CIT  
Forrest Brandt, DAV  
Sebastian Gomez, Elon  
David Whitehead, Elon  
Brandon Browne, UNCG  
Phillip Ervin, SAM  
C.K. Irby, SAM  
Aaron Attaway, WCU  
Adam Martin, WCU

## 2011 Media

*First Team*  
SP Josh Renfro, CofC  
SP Andy Moye, GSU  
RP John Brebbia, Elon  
C Rob Kral, CofC  
1B Saxon Butler, SAM  
2B Ross Heffley, WCU  
SS Eric Phillips, GSU  
3B Matt Leeds, CofC  
OF Daniel Aldrich, CofC  
OF Victor Roach, GSU  
OF Phillip Ervin, SAM  
DH Stephen Notaro, WCU

## Second Team

SP Ryan Arrowood, APP  
SP Christian Powell, CofC  
RP Matt Murray, GSU  
C Trevor Edwards, UNCG  
1B Aaron Thompkins, FUR  
2B Sebastian Gomez, Elon  
SS Neal Pritchard, Elon  
3B Austin Schultz, WCU  
OF Jack Myers, APP  
OF Nick Orvin, CIT  
OF Shawn Payne, GSU  
DH Mac Doyle, WOF

## 2012 Coaches

*First Team*  
SP Christian Powell, CofC  
SP Josh Martin, SAM  
RP Preston Hatcher, WCU  
C Alex Swim, Elon  
1B Saxon Butler, SAM  
2B Ross Heffley, WCU  
SS Will Callaway, APP  
3B Eric Phillips, GSU  
OF Marty Gantt, CofC  
OF Phillip Ervin, SAM  
OF Brandon Miller, SAM  
DH Daniel Kassouf, APP

## Second Team

SP Ryan Arrowood, APP  
SP Brandon Yarusi, WOF  
RP C.K. Irby, SAM  
C Brad Moss, SAM  
1B Ryan Kinsella, Elon  
2B Hector Crespo, APP  
SS Bradley Goodson, CofC  
3B Thomas Troelstrup, UNCG  
OF Tyler Tewell, APP  
OF Tyler Zupcic, APP  
OF Brandon Murray, CofC  
DH Jacob Hoyle, WCU

## All-Freshman

Brandon Burris, APP  
Jamie Nunn, APP  
Kevin Connell, CIT  
Mason Davis, CIT  
Henry Sisson, DAV  
Chris Ohmstede, FUR  
Elliott Warford, FUR  
Tyler Avera, GSU  
Chase Griffin, GSU  
Jacob Hoyle, WCU  
Jeremy Null, WCU  
Bradley Strong, WCU

## 2012 Media

*First Team*  
SP Ryan Arrowood, APP  
SP Christian Powell, CofC  
RP Preston Hatcher, WCU  
C Alex Swim, Elon  
1B Saxon Butler, SAM  
2B Ross Heffley, WCU  
SS Will Callaway, APP  
3B Eric Phillips, GSU  
OF Tyler Tewell, APP  
OF Marty Gantt, CofC



**Appalachian State right-hander Ryan Arrowood earned all-conference honors in 2011 and 2012. Arrowood went 11-0 in 2012 and was the media's pick for SoCon Pitcher of the Year.**

OF Brandon Miller, SAM  
DH Daniel Kassouf, APP

## Second Team

SP Matt Pegler, CofC  
SP Josh Martin, SAM  
RP Kyle Owings, CofC  
C Brad Moss, SAM  
1B Ryan Kinsella, Elon  
2B Hector Crespo, APP  
SS Bradley Goodson, CofC  
3B Rob Harding, CofC  
OF Tyler Zupcic, APP  
OF Phillip Ervin, SAM  
OF Mac Doyle, WOF  
DH C.K. Irby, SAM

## 2013 Coaches

*First Team*  
SP Jamie Nunn, APP  
SP Austin Pritcher, CIT  
RP Preston Hatcher, WCU  
C Joe Jackson, CIT  
1B Ryan Kinsella, Elon  
2B Hector Crespo, APP  
SS Aaron Attaway, WCU  
3B Tyler White, WCU  
OF Christian Wolfe, UNCG  
OF Phillip Ervin, SAM  
OF Julian Ridings, WCU  
DH C.K. Irby, SAM

## Second Team

SP Kyle Webb, Elon  
SP Jeremy Null, WCU  
RP Skylar Hunter, CIT  
C Adam Martin, WCU  
1B Alex Abrams, FUR  
2B Blake Butler, CofC  
2B Mason Davis, CIT  
SS Will Callaway, APP  
3B Trevor Edwards, UNCG  
OF Brandon Murray, CofC  
OF Hughston Armstrong, CIT  
OF Christiaan Durdaller, SAM  
DH Bo Thompson, CIT

## All-Freshman

Jaylin Davis, APP  
Dillon Dobson, APP  
Blake Butler, CofC  
Nathan Helvey, CofC  
Carl Wise, CofC  
Skylar Hunter, CIT  
Sam Foy, DAV  
Jordan Simpson, FUR  
Ryan Clark, UNCG  
Benigno Marrero, UNCG  
Richard Greene, SAM  
Jonathan Waszak, WCU  
Will Stillman, WOF

## 2013 Media

*First Team*  
SP Jamie Nunn, APP  
SP Austin Pritcher, CIT  
RP Preston Hatcher, WCU  
C Joe Jackson, CIT  
1B Ryan Kinsella, Elon  
2B Hector Crespo, APP  
SS Aaron Attaway, WCU  
3B Tyler White, WCU  
OF Christian Wolfe, UNCG  
OF Christiaan Durdaller, SAM  
OF Phillip Ervin, SAM  
OF Julian Ridings, WCU  
DH C.K. Irby, SAM

## Second Team

SP Kyle Webb, Elon  
SP Jeremy Null, WCU  
RP Skylar Hunter, CIT  
C Adam Martin, WCU  
1B Calvin Orth, CIT  
2B Blake Butler, CofC  
SS Will Callaway, APP  
3B Chris Ohmstede, FUR  
OF Brandon Murray, CofC  
OF Hughston Armstrong, CIT  
OF Sebastian Gomez, Elon  
DH Bo Thompson, CIT

## 2014 Coaches

### First Team

SP Josh Wirsu, GSU  
 SP Jordan Smith, WCU  
 RP Andres Gracia, SAM  
 C Adam Martin, WCU  
 1B Jacob Hoyle, WCU  
 2B Hunter King, UNCG  
 2B Bradley Strong, WCU  
 SS Dillon Dobson, APP  
 SS Hunter Burton, FUR  
 3B Sean Guite, UNCG  
 OF Forrest Brandt, DAV  
 OF Lee Miller, DAV  
 OF Casey Jones, Elon  
 DH Ryan Lowe, DAV

### Second Team

SP Danny Mooney, DAV  
 SP Jeremy Null, WCU  
 RP Jason Richman, GSU  
 C Drew McWhorter, SAM  
 1B Greg Harrison, FUR  
 2B Michael Pierson, APP  
 SS Jordan McDonald, UNCG  
 3B Chris Ohmstede, FUR  
 OF Drew DeKerlegand, CIT  
 OF Nathan Becker, DAV  
 OF Eric Kalbfleisch, UNCG  
 OF Heath Quinn, SAM  
 DH Bo Thompson, CIT

### All-Freshman

Matt Brill, APP  
 Dallas DeVrieze, APP  
 Tyler Stroup, APP  
 Garrett Chapman, GSU  
 Ryan Cleveland, GSU  
 Matt Harris, Elon  
 Nick Zammarelli, Elon  
 Carter Grote, FUR  
 Adam Swim, UNCG  
 Jared Brasher, SAM  
 T.J. Dixon, SAM  
 Heath Quinn, SAM  
 Bryan Sammons, WCU

## 2014 Media

### First Team

SP Josh Wirsu, GSU  
 SP Jordan Smith, WCU  
 RP Andres Gracia, SAM  
 C Adam Martin, WCU  
 1B Jacob Hoyle, WCU  
 2B Michael Pierson, APP  
 SS Tyler Filliben, SAM  
 3B David Daniels, DAV  
 OF Drew DeKerlegand, CIT  
 OF Forrest Brandt, DAV  
 OF Casey Jones, Elon  
 DH Ryan Lowe, DAV

### Second Team

SP Danny Mooney, DAV  
 SP Jeremy Null, WCU  
 RP Tyler Powell, WCU  
 C Drew McWhorter, SAM  
 1B Greg Harrison, FUR  
 2B Hunter King, UNCG  
 SS Jordan McDonald, UNCG  
 3B Chris Ohmstede, FUR  
 OF Lee Miller, DAV  
 OF Stryker Brown, GSU  
 OF Aaron Mizell, GSU  
 OF Heath Quinn, SAM  
 DH Bo Thompson, CIT

## 2015 Coaches

### First Team

SP James Reeves, CIT  
 SP Eric Nyquist, MER  
 RP Andres Gracia, SAM  
 C Matt Winn, VMI  
 1B Conor Clancey, WOF



**VMI middle infielder Jordan Tarsovich was a first-team all-conference pick and was selected in the 22nd round of the 2015 MLB First-Year Player Draft by the Los Angeles Dodgers in the Keydets' first year back in the SoCon.**

2B Bradley Strong, WCU  
 SS Jordan Tarsovich, VMI  
 3B Hunter Swilling, SAM  
 OF Connor Walsh, CIT  
 OF Kyle Lewis, MER  
 OF Heath Quinn, SAM  
 DH Austin Edens, SAM

### Second Team

SP Ryan Clark, UNCG  
 SP Matthew Milburn, WOF  
 RP Morgan Pittman, MER  
 C Danny Bermudez, WCU  
 1B Alex Lee, SAM  
 2B Trey York, ETSU  
 SS Matt Meeder, MER  
 3B Chris Ohmstede, FUR  
 OF Eric Kalbfleisch, UNCG  
 OF Will Connerley, VMI  
 OF James Plaisted, WOF  
 DH Matt Ramsay, WOF

### All-Freshman

Drew Ellis, CIT  
 JP Sears, CIT  
 Hagen Owenby, ETSU  
 Blake Chisolm, FUR  
 Will Gaddis, FUR  
 Trey Truitt, MER  
 Jackson Ware, MER  
 Andrew Wantz, UNCG  
 Austin Edens, SAM  
 Brandon Barbery, VMI  
 Collin Fleischer, VMI  
 Adam Scott, WOF

## 2015 Media

### First Team

SP James Reeves, CIT  
 SP Matthew Milburn, WOF  
 RP Andres Gracia, SAM  
 C Matt Winn, VMI  
 1B Conor Clancey, WOF  
 2B Bradley Strong, WCU  
 SS Jordan Tarsovich, VMI  
 3B Hunter Swilling, SAM

OF Connor Walsh, CIT  
 OF Kyle Lewis, MER  
 OF Eric Kalbfleisch, UNCG  
 DH Austin Edens, SAM

### Second Team

SP Eric Nyquist, MER  
 SP Alex Ledford, SAM  
 RP Will Stillman, WOF  
 C Richard Greene, SAM  
 1B Alex Lee, SAM  
 2B Trey York, ETSU  
 SS Matt Meeder, MER  
 3B Chris Ohmstede, FUR  
 OF Jake Jones, FUR  
 OF Heath Quinn, SAM  
 OF James Plaisted, WOF  
 DH Matt Smith, WCU

## 2016 Coaches

### First Team

SP Will Gaddis, FUR  
 SP Parker Curry, SAM  
 RP Andrew Wantz, UNCG  
 C Hagen Owenby, ETSU  
 1B Matt Smith, WCU  
 2B Trey York, ETSU  
 SS Matt Meeder, MER  
 3B Collin Woody, UNCG  
 OF Kyle Lewis, MER  
 OF L.J. Kalawaia, UNCG  
 OF Heath Quinn, SAM  
 DH Austin Edens, SAM

### Second Team

SP Ryan Askew, MER  
 SP Matt Milburn, WOF  
 RP Colton Davis, WCU  
 C Danny Bermudez, WCU  
 1B Alex Lee, SAM  
 2B Ben Spitznagel, UNCG  
 SS Derek Hirsch, WOF  
 3B Blake Rowlett, ETSU  
 OF Trey Truitt, MER  
 OF Bryson Bowman, WCU  
 OF Kramer Ferrell, WCU

DH Dillon Stewart, UNCG

### All-Freshman

Ben Peden, CIT  
 Jake Crawford, FUR  
 Jabari Richards, FUR  
 Conard Broom, MER  
 Kevin Coulter, MER  
 Matt Frisbee, UNCG  
 Andrew Moritz, UNCG  
 Cesar Trejo, UNCG  
 Stephen Jones, SAM  
 Matt Pita, VMI  
 Josh Winder, VMI  
 Andrew Bullock, WCU

## 2016 Media

### First Team

SP Will Gaddis, FUR  
 SP Parker Curry, SAM  
 RP Andrew Wantz, UNCG  
 C Hagen Owenby, ETSU  
 1B Matt Smith, WCU  
 2B Trey York, ETSU  
 SS Matt Meeder, MER  
 3B Collin Woody, UNCG  
 OF Kyle Lewis, MER  
 OF L.J. Kalawaia, UNCG  
 OF Heath Quinn, SAM  
 DH Austin Edens, SAM

### Second Team

SP Ryan Askew, MER  
 SP Matt Milburn, WOF  
 RP Will Stillman, WOF  
 C Danny Bermudez, WCU  
 1B Collin Fleischer, VMI  
 2B Ben Spitznagel, UNCG  
 SS Robby McCabe, ETSU  
 3B Blake Rowlett, ETSU  
 OF Jabari Richards, FUR  
 OF Trey Truitt, MER  
 OF Bryson Bowman, WCU  
 DH Dillon Stewart, UNCG

## 2017 Coaches

### First Team

SP JP Sears, CIT  
 SP Will Gaddis, FUR  
 RP Robert Broom, MER  
 C Hagen Owenby, ETSU  
 1B Brett Hash, WOF  
 2B Danny Edgeworth, MER  
 2B Nobu Suzuki, WCU  
 SS Ryan Hagan, MER  
 3B Caleb Webster, UNCG  
 OF Andrew Moritz, UNCG  
 OF Tyler Sharp, VMI  
 OF Bryson Bowman, WCU  
 DH JT Thomas, MER

### Second Team

SP Josh Winder, VMI  
 SP Bryan Sammons, WCU  
 RP Wyatt Burns, SAM  
 C Carson Waln, WOF  
 1B Brandon Elmy, FUR  
 2B Troy Dixon, SAM  
 SS Brett Pope, WCU  
 3B Jonathan Sabo, CIT  
 OF Carter Grote, FUR  
 OF Ben Spitznagel, UNCG  
 OF McClain Bradley, WOF  
 DH Cesar Trejo, UNCG

### All-Freshman

Will Abbott, CIT  
 Bryce Leasure, CIT  
 Cullen Smith, ETSU  
 Dillon Love, FUR  
 Alex Crotty, MER  
 Caleb Webster, UNCG  
 Branden Fryman, SAM  
 Taylor Garris, SAM  
 Anthony Mulrine, SAM

#SoConBSB

# ALL-CONFERENCE TEAMS



Ayrton Schafer, SAM  
Andrew Robinson, WCU  
Matt Ellmyer, WOF  
Brett Rodriguez, WOF

## 2017 Media

### First Team

SP JP Sears, CIT  
SP Will Gaddis, FUR  
RP Robert Broom, MER  
C Hagen Owenby, ETSU  
1B Brett Hash, WOF  
2B Nobu Suzuki, WCU  
SS Ryan Hagan, MER  
3B Caleb Webster, UNCG  
OF Andrew Moritz, UNCG  
OF Tyler Tharp, VMI  
OF Bryson Bowman, WCU  
DH JT Thomas, MER

### Second Team

SP Josh Winder, VMI  
SP Bryan Sammons, WCU  
RP Wyatt Burns, SAM  
C Carson Wain, WOF  
1B Brandon Elmy, FUR  
2B Danny Edgeworth, MER  
SS Brett Pope, WCU  
3B Taylor Garris, SAM  
OF Carter Grote, FUR  
OF Ben Spitznagel, UNCG  
OF McClain Bradley, WOF  
DH Cody Miller, WOF

## 2018 Coaches

### First Team

SP Matt Frisbee, UNCG  
SP Samuel Strickland, SAM  
RP Robert Broom, MER  
C Peyton Maddox, VMI  
1B Christian Bailey, ETSU  
2B Austin Embler, UNCG  
SS Chris Cook, ETSU  
3B Caleb Webster, UNCG  
OF Ben Anderson, FUR  
OF Andrew Moritz, UNCG  
OF Matt Pita, VMI  
DH Caleb Longley, ETSU

### Second Team

SP Josh Winder, VMI  
SP Adam Scott, WOF  
RP Andrew Wantz, UNCG  
C Spencer Holcomb, WCU  
1B Jake Huggins, VMI  
2B Cullen Smith, ETSU  
SS RJ Yeager, MER  
3B Nathan Eaton, VMI  
OF Trey Truitt, MER  
OF Cesar Trejo, UNCG  
OF McClain Bradley, WOF  
DH Brooks Carlson, SAM

### All-Freshman

David Beam, ETSU  
Ben Jackson, ETSU  
Ben Anderson, FUR  
Le Bassett, MER  
RJ Yeager, MER  
Brooks Carlson, SAM  
Samuel Strickland, SAM  
Justice Bigbie, WCU  
Will Prater, WCU  
Chase Walter, WCU  
Colin Davis, WOF  
Lawson Hill, WOF

## 2018 Media

### First Team

SP Matt Frisbee, UNCG  
SP Samuel Strickland, SAM  
RP Robert Broom, MER  
C Peyton Maddox, VMI  
1B Christian Bailey, ETSU

2B Austin Embler, UNCG  
SS Chris Cook, ETSU  
3B Caleb Webster, UNCG  
OF Trey Truitt, MER  
OF Andrew Moritz, UNCG  
OF Matt Pita, VMI  
DH Caleb Longley, ETSU

### Second Team

SP Josh Wilder, VMI  
SP Adam Scott, WOF  
RP Andrew Wantz, UNCG  
C Spencer Holcomb, WCU  
1B Jake Huggins, VMI  
2B Cullen Smith, ETSU  
2B Brandon Michie, MER  
SS RJ Yeager, MER  
3B Jackson Ware, MER  
OF Ben Anderson, FUR  
OF Cesar Trejo, UNCG  
OF Will Malbon, VMI  
DH Brooks Carlson, SAM

## 2019 Coaches

### First Team

SP Micah Kaczor, ETSU  
SP Zach Hester, SAM  
RP Chad Sykes, UNCG  
C Jackson Greer, ETSU  
1B Sonny DiChiara, SAM  
2B Brett Rodriguez, WOF  
SS Brandon Fryman, SAM  
3B Justice Bigbie, WCU  
OF Matthew Koehler, WCU  
OF Kel Johnson, MER  
OF Jordan Fucci, SAM  
DH Brooks Carlson, SAM

### Second Team

SP Hayes Heinecke, WOF  
SP Kevin Coulter, MER  
RP Stephen Jones, SAM  
C Dax Roper, FUR  
1B Ben Peden, CIT  
2B Cullen Smith, ETSU  
SS RJ Yeager, MER  
3B John Dempsey, WOF

3B Caleb Webster, UNCG  
OF Jabari Richards, FUR  
OF Hudson Byroick, WOF  
OF Coin Davis, WOF  
DH Hogan Windish, UNCG

### All-Freshman

Tyler Corbitt, CIT  
Colby Emmertz, ETSU  
Nathaniel Tate, ETSU  
Rob Hughes, FUR  
Angelo DiSpigna, MER  
Zack Budzik, UNCG  
Austin Koehn, UNCG  
Hogan Windish, UNCG  
Sonny DiChiara, SAM  
Colin Bertsch, WCU  
Matty Brown, WOF  
John Dempsey, WOF  
Hayes Heinecke, WOF

## 2019 Media

### First Team

SP Zach Hester, SAM  
SP Micah Kaczor, ETSU  
RP Chad Sykes, UNCG  
C Jackson Greer, ETSU  
1B Sonny DiChiara, SAM  
2B Brett Rodriguez, WOF  
SS Zack Budzik, UNCG  
3B Justice Bigbie, WCU  
OF Matthew Koehler, WCU  
OF Jordan Fucci, SAM  
OF Jabari Richards, FUR  
DH Brooks Carlson, SAM

### Second Team

SP Hayes Heinecke, WOF  
SP Zak Kent, VMI  
RP Stephen Jones, SAM  
C Dax Roper, FUR  
1B Angelo DiSpigna, MER  
2B Cullen Smith, ETSU  
SS Brandon Fryman, SAM  
3B John Dempsey, WOF  
OF Kel Johnson, MER

OF Greg Hardison, UNCG  
OF Mike Brown, WOF  
DH Hogan Windish, UNCG

## 2020 Coaches

Not awarded due to COVID-19

## 2020 Media

Not awarded due to COVID-19

## 2021 Coaches

### First Team

SP Colby Stuart, ETSU  
SP Elliot Carney, WOF  
RP Dalton Rhadans, WOF  
C Luke Robinson, WCU  
1B Justin Starke, VMI  
2B Garrett Delano, MER  
SS RJ Yeager, MER  
3B Jack Renwick, WOF  
OF Corey Rosier, UNCG  
OF Justice Bigbie, WCU  
OF Colin Davis, WOF  
DH Will Prater, WCU

### Second Team

SP Garrett Delano, MER  
SP Zebby Matthews, WCU  
RP Luke Sutko, MER  
C Collin Price, MER  
1B Sonny DiChiara, SAM  
2B Hogan Windish, UNCG  
SS Pascanel Ferreras, WCU  
3B Trevor Austin, MER  
OF Ryan McCarthy, CIT  
OF Bill Knight, MER  
OF Nolen Hester, WOF  
DH Tyler McManus, SAM

### All-Freshman

Matthew Bollenbacher, ETSU  
Ashton King, ETSU  
Hunter Loyd, ETSU  
Colby Thomas, MER  
Chase Isbell, SAM  
Tyler Bradt, VMI  
Trey Morgan, VMI  
Zac Morris, VMI  
Justin Starke, VMI  
Pascanel Ferreras, WCU  
Jack Renwick, WOF  
Trey Yunger, WOF

## 2021 Media

### First Team

SP Colby Stuart, ETSU  
SP Elliot Carney, WOF  
RP Dalton Rhadans, WOF  
C Luke Robinson, WCU  
1B Justin Starke, VMI  
2B Garrett Delano, MER  
SS RJ Yeager, MER  
3B Jack Renwick, WOF  
OF Corey Rosier, UNCG  
OF Justice Bigbie, WCU  
OF Colin Davis, WOF  
DH Will Prater, WCU

### Second Team

SP Garrett Delano, MER  
SP Zebby Matthews, WCU  
RP Austin Parsley, UNCG  
C Lawson Hill, WOF  
1B Sonny DiChiara, SAM  
2B Hogan Windish, UNCG  
SS Pascanel Ferreras, WCU  
3B Trevor Austin, MER  
OF Ryan McCarthy, CIT  
OF Bill Knight, MER  
OF Nolen Hester, WOF  
DH Tyler McManus, SAM



Western Carolina outfielder Bryson Bowman earned all-conference honors in 2016 and 2017. He was the league's Player of the Year in 2017.



# SOCON ALL-TOURNAMENT TEAMS

#SoConBSB

## 1990

- P Richard Shirer, CIT
- C Gettys Glaze, CIT
- 1B Brad Niethammer, APP
- 2B Grant Brittain, WCU
- SS Dave Piepenbrink, MAR
- 3B Doug Jones, APP
- OF Billy Baker, CIT (MVP)
- OF Chris Stone, FUR
- OF Rodney Tesh, WCU
- DH Mike Hilton, WCU

## 1991

- P Jack Kimel, WCU
- C Brent Williams, FUR (MVP)
- 1B Rodney Tesh, WCU
- 2B John Key, APP
- SS Nathan Dunn, ETSU
- 3B Matt Raleigh, WCU
- OF Scott Waugh, APP
- OF Kevin Bellomo, WCU
- OF Joey Cox, WCU
- DH Dallas Rhinehart, ETSU

## 1992

- P Jim Carragher, GSU
- C Mike Darnell, GSU
- 1B Bryan Wiggins, GSU
- 2B Doug Eder, GSU
- SS Chris Petersen, GSU
- 3B Eric Whitson, WCU
- OF Mike Miller, GSU
- OF Joey Cox, WCU (MVP)
- OF Scott Lyman, WCU
- DH Gettys Glaze, CIT

## 1993

- P Jason Beverlin, WCU
- C Roy Hurst, WCU
- 1B Chris Lemonis, CIT
- 2B Matt Wilson, GSU
- SS David Groseclose, VMI
- 3B Louie Napoleon, VMI
- OF Dale Sistare, CIT
- OF Rob Doherty, WCU
- OF Mike Tidick, WCU
- DH Phillip Grundy, WCU (MVP)

## 1994

- P Britt Reames, CIT
- C Brett Boretti, DAV
- 1B Marc Striker, WCU
- 2B John Connolly, WCU
- SS Jermaine Shuler, CIT (MVP)
- 3B Bo Betchman, CIT
- OF Garrick Haltiwanger, CIT
- OF Louie Napoleon, VMI
- OF Mike Tidick, WCU
- DH Donald Morillo, CIT

## 1995

- P Donald Morillo, CIT (MVP)
- P Britt Reames, CIT
- C James Lyons, ETSU
- 1B Tommy Peterman, GSU
- 2B David Beckley, CIT
- SS Tyson Whitley, GSU
- 3B Eric Whitson, WCU
- OF Garrick Haltiwanger, CIT
- OF Dale Sistare, CIT
- OF Len Hart, ETSU
- DH Ryan Glynn, VMI

## 1996

- P Clint Sauls, GSU
- C Steve Wilson, GSU
- 1B Nate Shepperson, VMI

- 2B Donnie Coe, GSU
- SS Terrence Smalls, CIT
- 3B Bo Betchman, CIT
- OF Jon Placko, FUR
- OF Mark Hamlin, GSU (MVP)
- OF Antoine Moran, GSU
- DH Britt Phelps, ETSU

## 1997

- P David Noyce, FUR
- C J.P. Burwell, WCU (MVP)
- 1B Ryan Butler, CIT
- 2B Jeff Sziksai, WCU
- SS Eric Boehmer, FUR
- 3B Dan Martz, FUR
- OF Rodney Hancock, CIT
- OF Brandon Holler, FUR
- OF Jody Wade, FUR
- DH Tyson Whitley, GSU

## 1998

- P Brian Rogers, CIT (MVP)
- C Jay Morgan, CIT
- 1B Philip Hartig, CIT
- 2B Dominic Pattie, UNCG
- SS Terrence Smalls, CIT
- 3B Aaron Haigler, CIT
- OF Kevin Durham, CIT
- OF Kenny Vawter, UNCG
- OF Eric Johnson, WCU
- DH Lance Surrige, UNCG

## 1999

- P Rodney Hancock, CIT (MVP)
- C Ronny Marmol, CofC
- 1B Philip Hartig, CIT
- 2B Tavy Smalls, CIT
- SS Michael Harris, CIT
- 3B Charlie Wands, WCU
- OF Josh Edgeworth, CofC
- OF Rusty Swackhamer, ETSU
- OF Eric Johnson, WCU
- DH Morgan Frazier, WCU

## 2000

- P Corey Etheridge, FUR
- C Ed Sparks, ETSU
- 1B Chris Behne, APP
- 2B Matt Easterday, GSU (MVP)
- SS Danny Rueckel, FUR
- 3B Cole Hubka, FUR
- OF Josh Edgeworth, CofC
- OF Clint Hill, FUR
- OF J.R. Revere, GSU
- DH Ryan Presnell, FUR

## 2001

- P Randy Corn, CIT (MVP)
- P Ted Toler, UNCG
- C Brendon Gilligan, GSU
- 1B Andy Baxter, ETSU
- 2B Shane Schumaker, UNCG
- SS Jemel Spearman, GSU
- 3B Dallas McPherson, CIT
- OF Jasha Balcom, CofC
- OF Brook Dantzler, CIT
- OF Nathan Copeland, ETSU
- OF Chris Cook, UNCG
- DH Chris Mittendorf, UNCG

## 2002

- P Brett Lewis, GSU (MVP)
- C Matt Lauderdale, CofC
- 1B Carlos Love, GSU
- 2B Jack Arroyo, CofC
- SS Jemel Spearman, GSU
- 3B Lee Curtis, CofC

- OF Brett Anderson, CofC
- OF Craig Caudill, FUR
- OF Matt Herring, GSU
- OF J.R. Revere, GSU
- OF Kirk Strebin, UNCG
- DH Coogie Freedman, FUR

## 2003

- P Ryan Basner, WCU
- C A.J. Zickgraf, GSU
- 1B Jon Wade, VMI
- 2B Brandon Burnsed, GSU
- SS Lee Curtis, CofC
- 3B Chris Davis, WCU
- OF Brandon Long, GSU
- OF Ryan Gordon, UNCG
- OF Matt Nelson, WCU
- DH Brian Sigmon, WCU (MVP)

## 2004

- P Jonathan Ellis, CIT (MVP)
- C Brian Sigmon, WCU
- 1B Chip Cannon, CIT
- 2B Jon Aughey, CIT
- SS Chris Davis, WCU
- 3B Chris Ard, CIT
- OF Denver Edick, WCU
- OF Byron Barber, CofC
- OF Matt Covington, CIT
- OF Andy Phillips, CIT
- DH Mark Egleton, CIT

## 2005

- P Nick Hollstegge, FUR (MVP)
- C Flint Wipke, GSU
- 1B Case Cassidy, FUR
- 2B Chris Campbell, CofC
- SS Matt Matulia, CIT
- 3B Matthew Betsill, FUR
- OF Brett Gardner, CofC
- OF James Payne, GSU
- OF Brent Stephens, GSU
- DH Sam McLain, FUR

## 2006

- P Nick Chigges, CofC (co-MVP)
- C Alex Garabedian, CofC
- 1B Trey Daniel, WCU
- 2B Chris Campbell, CofC
- SS Jess Easterling, CofC (co-MVP)
- 3B Adam Weaver, Elon
- OF Larry Cobb, CofC
- OF Chris Swauger, CIT
- OF Chris Price, Elon
- DH Sonny Meade, CIT

## 2007

- P Ben Austin, Wofford
- C Richard Jones, CIT
- 1B Zach Brown, CIT
- 2B Eric Strukie, Wofford
- SS Mike Gilmartin, Wofford
- 3B Brandon Waring, Wofford (MVP)
- OF Chris Swauger, CIT
- OF Pat Irvine, Elon
- OF Sean Snell, UNCG
- DH Andrew Franco, APP

## 2008

- P Mike Lynn, CofC
- C Dallas Tarleton, Elon
- 1B Jay Jackson, FUR
- 2B Tim Carrier, UNCG
- SS Chase Austin, Elon
- 3B Bennett Davis, Elon
- OF Stuart Haywood, CofC
- OF Cory Harrilchak, Elon (MVP)

- OF Chris Shehan, GSU
- DH Greg Feltes, UNCG

## 2009

- SP Asher Wojciechowski, CIT
- SP Chris Mederos, GSU
- RP Thomas Girdwood, Elon
- C Richard Jones, CIT
- 1B David Towarnicky, APP
- 2B Marcus Rose, FUR
- SS Brent Greer, WCU
- 3B Chase Austin, Elon
- OF Sonny Meade, CIT
- OF Pat Irvine, Elon
- OF Ty Wright, GSU
- DH Kyle Blackburn, GSU (MVP)

## 2010

- SP Asher Wojciechowski, CIT
- SP Jimmy Reyes, Elon
- RP Brandon Johnson, WCU
- C Ollie Goulder, WCU
- 1B Justin Mackert, CIT (MVP)
- 2B Wes Hobson, APP
- SS Jamie Holler, CofC
- 3B Hector Crespo, APP
- OF Chris Alessandria, APP
- OF William Ladd, CIT
- OF Matt Johns, WCU
- DH Brad Felder, CIT

## 2011

- SP Seth Grant, APP
- SP Chris Beck, GSU (MVP)
- RP Andrew Jones, SAM
- C Tom Richardson, GSU
- 1B Marty Gantt, CofC
- 2B Michael Johnson, SAM
- SS Eric Phillips, GSU
- 3B Alex Abrams, FUR
- OF Tyler Zupcic, APP
- OF Cole Rakar, CofC
- OF Phillip Ervin, SAM
- DH Michael Burruss, GSU

## 2012

- SP Justin Hess, GSU
- SP Josh Martin, SAM (MVP)
- RP C.K. Irby, SAM
- C Chase Griffin, GSU
- 1B Ryan Kinsella, Elon
- 2B Tyler Avera, GSU
- 2B Zeth Stone, SAM
- SS Austin Allison, SAM
- 3B Chris Ohmstede, FUR
- OF Taylor Johnson, FUR
- OF Phillip Ervin, SAM
- OF Brandon Miller, SAM
- DH Garren Palmer, GSU

## 2013

- SP Kyle Webb, Elon
- SP Justin Hess, GSU
- RP Dylan Clark, Elon
- C Joe Jackson, CIT (MOP)
- 1B Ryan Kinsella, Elon
- 2B Hector Crespo, APP
- SS Antonio Alvarez, Elon
- 3B Tyler White, WCU
- OF Tyler Griffin, CIT
- OF Sebastian Gomez, Elon
- OF Julian Ridings, WCU
- DH Bo Thompson, CIT

## 2014

- SP Jeffrey Springs, APP
- SP Alex Ledford, SAM

# SOCON ALL-TOURNAMENT TEAMS



- RP Jason Richman, GSU (MOP)
- C Daniel Gerow, DAV
- 1B Caleb Bryson, SAM
- 2B Ben Morgan, GSU
- SS Dalton Busby, GSU
- 3B Michael Pierson, APP
- OF Jake Jones, FUR
- OF Aaron Mizell, GSU
- OF Heath Quinn, SAM
- DH Alex Abrams, FUR

## 2015

- SP Eric Nyquist, MER (MOP)
- SP Adam Scott, WOF
- RP Morgan Pittman, MER
- C Charlie Madden, MER
- 1B Austin Edens, SAM
- 2B Jacobs Watcher, CIT
- SS Danny Rodriguez, SAM
- 3B Danny Edgeworth, MER
- OF Trey Truitt, MER
- OF Heath Quinn, SAM
- OF Kody Ruedisili, WOF
- DH Matt Ramsay, WOF

## 2016

- SP Will Gaddis, FUR
- SP B.J. Nobles, WCU
- RP Korey Anderson, WCU
- C Jake Kusz, UNCG
- 1B Matt Smith, WCU (MOP)
- 2B Frankie Navarrete, SAM
- SS Matt Meeder, MER
- 3B Jake Crawford, FUR
- OF Trey Truitt, MER
- OF Heath Quinn, SAM
- OF Kramer Ferrell, WCU
- DH Cesar Trejo, UNCG

## 2017

- SP Grant Schuermann, FUR
- SP Josh Winder, VMI
- RP Jack Maynard, UNCG
- C Cameron Whitehead, FUR
- 1B Michael Goss, UNCG



*The Citadel's Joe Jackson earned the Walt Nadzak Award in 2013, becoming the first player in league history to be named the Most Outstanding Player of the tournament despite his team not winning the title. The Bulldog catcher hit .769 (10-for-13) and slugged 1.385 with three doubles, a triple, a home run, six walks, eight runs scored and five RBIs in four games.*



*Samford outfielder Heath Quinn was the first player in SoCon history to be named to the all-tournament team three times. He did so in 2014, 2015 and 2016, leading the Bulldogs to the title game twice.*

- 2B Troy Dixon, SAM
- SS Tripp Shelton, UNCG (MOP)
- 3B Caleb Webster, UNCG
- OF Aaron Maher, ETSU
- OF Sky Overton, FUR
- OF Ben Spitznagel, UNCG
- DH Ayrton Schafer, SAM

## 2018

- SP Samuel Strickland, SAM
- SP Taylor Purus, WCU
- RP Wyatt Burns, SAM
- C Anthony Mulrine, SAM
- 1B Justin Sparks, WCU
- 2B Jackson Ware, MER
- SS Cameron Blaquiere, WCU
- 3B Cade Gilbert, ETSU
- OF Trey Truitt, MER
- OF Andrew Moritz, UNCG
- OF McClain Bradley, WOF
- DH Brooks Carlson, SAM (MOP)

## 2019

- SP Jackson Kelley, MER
- SP Jesse McCord, SAM
- RP Reece Maniscalco, WOF
- C Alex Crotty, MER
- 1B Sonny DiChiara, SAM
- 2B Will Prater, WCU
- SS Branden Fryman, SAM
- 3B Trevor Austin, MER (MOP)

## REPEAT SELECTIONS

### 3 times

- Heath Quinn, SAM (2014-16)
- Trey Truitt, MER (2015-16, 18)

### 2 times

- Rodney Tesh, WCU (1990-91)
- Gettys Glaze, CIT (1990, 1992)
- Joey Cox, WCU (1991-92)
- Louie Napoleon, VMI (1993-94)
- Mike Tidick, WCU (1993-94)
- Garrick Haltiwanger, CIT (1994-95)
- Donald Morillo, CIT (1994-95)
- Britt Reames, CIT (1994-95)
- Dale Sistare, CIT (1993, 1995)
- Eric Whitson, WCU (1992, 95)
- Bo Betchman, CIT (1994, 1996)
- Tyson Whitley, GSU (1995, 1997)
- Terrence Smalls, CIT (1996, 1998)
- Philip Hartig, CIT (1998-99)
- Rodney Hancock, CIT 1997, 1999)
- Eric Johnson, WCU (1998-99)
- Josh Edgeworth, CofC (1999-00)
- J.R. Revere, GSU (2000-02)
- Jemel Spearman, GSU (2001-02)
- Lee Curtis, CofC (2002-03)
- Chris Davis, WCU (2003-04)
- Brian Sigmon, WCU (2003-04)
- Chris Campbell, CofC (2005-06)
- Chris Swauger, CIT (2006-07)
- Sonny Meade, CIT (2006, 2009)
- Richard Jones, CIT (2007, 2009)
- Chase Austin, Elon (2008-09)
- Pat Irvine, Elon (2007, 2009)
- Asher Wojciechowski, CIT (2009-10)
- Phillip Ervin, SAM (2011-12)
- Hector Crespo, APP (2010, 2013)
- Justin Hess, GSU (2012-13)
- Ryan Kinsella, Elon (2012-13)
- Alex Abrams, FUR (2011, 2014)
- Jackson Kelley, MER (2019, 2021)

- OF Collin Price, MER
- OF Jordan Fucci, SAM
- OF Mike Brown, WOF
- DH John Michael Boswell, FUR

## 2020

No tournament due to COVID-19

## 2021

- SP Jackson Kelley, MER
- SP Hamp Skinner, SAM
- RP Dalton Rhadans, WOF
- C Luke Robinson, WCU
- 1B Angelo Dispigna, MER
- 2B Brooks Carlson, SAM
- SS Pascanel Ferreras, WCU
- 3B Will David, SAM
- OF Towns King, SAM (MOP)
- OF Max Pinto, SAM
- OF Justice Bigbie, WCU
- DH Tyler McManus, SAM

## SOCON COACHES AWARDS

### SoCon Player of the Year

- 1972 Reggie Dunnivant, UR
- 1973 Steve Arrington, CIT
- 1974 Mike Ramsey, APP
- 1975 George Weicker, DAV
- 1976 Richard Wieters, CIT
- 1977 Richard Wieters, CIT
- 1978 Wayne Tolleson, WCU
- 1979 Randy Ingle, APP
- 1980 Gary Robinette, ETSU
- 1981 Mel Kinsey, WCU
- 1982 Bill White, CIT
- 1983 Mike Cherry, CIT
- 1984 Tony Welborn, APP
- 1985 Scott Gay, WCU
- 1986 Len Stratton, APP
- 1987 Clint Fairey, WCU
- 1988 Clint Fairey, WCU
- 1989 Clint Fairey, WCU
- Scott Waugh, APP
- 1990 Grant Brittain, WCU
- 1991 Kevin Bellomo, WCU
- 1992 Matt Raleigh, WCU
- 1993 Todd Greene, GSU
- 1994 Mike Tidick, WCU
- 1995 Steve Wilson, GSU
- 1996 Tommy Peterman, GSU
- 1997 Alex Tolbert, WCU
- 1998 Martin Barrow, WCU
- 1999 Chris Moore, WCU
- 2000 Matt Easterday, GSU
- 2001 Philip Hartig, CIT
- 2002 Lee Curtis, CofC
- 2003 Alan Beck, WCU
- 2004 Caleb Moore, ETSU
- 2005 Jay Heafner, DAV
- 2006 A.J. Davidiuk, FUR
- 2007 Kenny Smith, WCU
- 2008 Jeremie Tice, CofC
- 2009 Joey Bergman, CofC
- Chase Austin, Elon
- 2010 Matt Leeds, CofC
- 2011 Victor Roache, GSU
- 2012 Marty Gantt, CofC
- 2013 Ryan Kinsella, Elon
- 2014 Forrest Brandt, DAV
- 2015 Kyle Lewis, MER
- 2016 Kyle Lewis, MER
- 2017 Ryan Hagan, MER
- Bryson Bowman, WCU
- 2018 Andrew Moritz, UNCG
- 2019 Justice Bigbie, WCU
- 2020 Not awarded/COVID-19
- 2021 Colin Davis, WOF

### SoCon Pitcher of the Year

- 1989 Pete Palmer, APP
- 1990 Ken Britt, CIT
- 1991 Will Ertel, FUR
- 1992 Gettys Glaze, CIT
- 1993 Paul Thornton, GSU
- 1994 Jason Beverlin, WCU
- 1995 William Rushing, GSU
- 1996 Julio Ayala, GSU
- 1997 Tod Lee, GSU
- 1998 Mark DiFelice, WCU
- 1999 Brian Wiley, CIT
- 2000 David Ray, GSU
- 2001 Eric Talbert, CIT
- 2002 Randy Corn, CIT
- 2003 Tom Mastny, FUR
- 2004 Ryan Johnson, CofC
- 2005 Brett Harker, CofC
- 2006 Nick Chigges, CofC
- 2007 Nick Chigges, CofC
- 2008 Steven Hensley, Elon
- 2009 Wes Wrenn, CIT
- 2010 Asher Wojciechowski, CIT
- 2011 Matt Murray, GSU
- 2012 Christian Powell, CofC
- 2013 Austin Pritcher, CIT
- 2014 Josh Wirsu, GSU
- 2015 James Reeves, CIT
- 2016 Will Gaddis, FUR
- 2017 Ryan Hagan, MER
- 2017 JP Sears, CIT
- 2018 Matt Frisbee, UNCG
- 2019 Chad Sykes, UNCG
- 2020 Not awarded/COVID-19
- 2021 Elliot Carney, WOF

### SoCon Freshman of the Year

- 1980 John MAR, DAV
- 1981 Jeff Montgomery, MAR
- 1982 Jack Cheek-Fagan, FUR
- Mike Lamore, VMI
- 1983 Brian Tebo, WCU
- 1984 Fred Hailey, WCU
- 1985 Bill Masse, DAV
- 1986 Will Edwards, ETSU
- 1987 Jim Piekutowski, FUR
- 1988 Scott Waugh, APP
- 1989 Gettys Glaze, CIT
- Johnny McCraw, APP
- Matt Raleigh, WCU
- 1990 Rob Doherty, WCU
- 1991 Phillip Grundy, WCU
- 1992 Shane Spears, FUR
- 1993 Kenny Osborne, APP



*Western Carolina's Clint Fairey is the only three-time SoCon Player of the Year in league history. The Catamount first baseman, who was a third-team All-American in 1987, posted two .400 seasons, led the league in homers three times and finished his career as the SoCon's career home run leader with 61.*

- 1994 Tommy Peterman, GSU
- 1995 Tod Lee, GSU
- 1996 David Noyce, FUR
- 1997 Rodney Hancock, CIT
- 1998 Philip Hartig, CIT
- 1999 Brett Lewis, GSU
- 2000 Ryan Gordon, UNCG
- 2001 Derek Norman, FUR
- 2002 Matt Lein, WOF
- 2003 Kelly Sweppenhiser, VMI
- 2004 Chris Campbell, CofC
- 2005 Steven Strausbaugh, WCU
- 2006 Steven Hensley, Elon
- 2007 Richard Jones, CIT
- 2008 Thomas Girdwood, Elon
- 2009 Ross Heffley, WCU
- 2010 Will Muzika, FUR
- 2011 Daniel Aldrich, CofC
- 2012 Chase Griffin, GSU
- 2013 Jaylin Davis, APP
- 2014 Heath Quinn, SAM
- 2015 Austin Edens, SAM
- 2016 Jabari Richards, FUR
- 2017 Caleb Webster, UNCG
- 2018 RJ Yeager, MER
- 2019 Hayes Heinecke, WOF
- 2020 Not awarded/COVID-19
- 2021 Justin Starke, VMI

- 1992 Keith LeClair, WCU
- 1993 Jack Stallings, GSU
- 1994 Keith LeClair, WCU
- 1995 Fred Jordan, CIT
- 1996 Jack Stallings, GSU
- 1997 Keith LeClair, WCU
- 1998 Mike Gaski, UNCG
- 1999 Fred Jordan, CIT
- 2000 Rodney Hennon, GSU
- 2001 Rodney Hennon, GSU
- 2002 Todd Raleigh, WCU
- 2003 Tom Slater, VMI
- 2004 John Pawlowski, CofC
- 2005 John Pawlowski, CofC
- 2006 Mike Kennedy, Elon
- 2007 John Pawlowski, CofC
- 2008 Mike Kennedy, Elon
- 2009 Mike Kennedy, Elon
- 2010 Fred Jordan, CIT
- 2011 Mike Gaski, UNCG\*
- 2012 Chris Pollard, APP
- 2013 Bobby Moranda, WCU
- 2014 Dick Cooke, DAV
- 2015 Craig Gibson, MER
- 2016 Link Jarrett, UNCG
- 2017 Craig Gibson, MER
- 2018 Link Jarrett, UNCG
- 2019 Casey Dunn, SAM
- 2020 Not awarded/COVID-19
- 2021 Todd Interdonato, WOF

### SoCon Coach of the Year

- 1972 Chuck Boone, RICH
- 1975 Chal Port, CIT
- 1976 Tom Wall, FUR
- 1977 Monte Little, ECU
- 1978 Jack Cook, MAR
- 1979 Chal Port, CIT
- 1980 Charley Lodes, ETSU
- 1981 Bill Hayward, WCU
- 1982 Chal Port, CIT
- Donny White, VMI
- Chal Port, CIT
- 1983 Jim Morris, APP
- 1984 George Greer, DAV
- 1985 Harold Stout, ETSU
- 1986 Jack Leggett, WCU
- 1987 Paul Maini, VMI
- 1988 Jack Cook, MAR
- 1989 Chal Port, CIT
- 1990 Chal Port, CIT
- 1991 Chal Port, CIT

\* later vacated



*The Citadel's Richard Wieters was named the SoCon Player of the Year twice, in 1976 and 1977. The two-way player was an all-conference selection at first base and at pitcher in his career, leading the SoCon in batting in 1976 (.417) and in strikeouts (62) in 1975, when he was also a first-team Academic All-American.*

# YEARLY SOCON AWARDS



## SOUTHERN CONFERENCE SPORTS MEDIA ASSOCIATION (SCSMA) AWARDS



Furman outfielder Jabari Richards was named the SoCon Freshman of the Year in 2016 after leading the team in batting (.343), slugging (.627), home runs (10), triples (three) and stolen bases (10) despite missing a month of the season.



College of Charleston's Nick Chiggas is the only two-time SCSMA Pitcher of the Year. The Cougar right-hander was a second-team All-American in both 2006 and 2007, when he led the SoCon with 11 wins each season.

### SoCon Freshman of the Year

- 2002 Matt Lein, WOF
- 2003 Trent Weathers, CIT
- 2004 Danny Valencia, UNCG
- 2005 Steven Strausbaugh, WCU
- 2006 Steven Hensley, Elon
- 2007 Richard Jones, CIT
- 2008 Reese Wade, FUR
- 2009 Ross Heffley, WCU
- 2010 Will Muzika, FUR
- 2011 Daniel Aldrich, CofC
- 2012 Chase Griffin, GSU
- 2013 Benigno Marrero, UNCG
- 2014 Heath Quinn, SAM
- 2015 Austin Edens, SAM
- 2016 Jabari Richards, FUR
- 2017 Caleb Webster, 3B, UNCG
- 2018 Sam Strickland, LHP, SAM
- 2019 Sonny DiChiara, SAM
- 2020 Not awarded/COVID-19
- 2021 Justin Starke, VMI

### SoCon Coach of the Year

- 2002 Fred Jordan, CIT
- 2003 Tom Slater, VMI
- 2004 John Pawlowski, CofC
- 2005 John Pawlowski, CofC
- 2006 Mike Kennedy, Elon
- 2007 Todd Raleigh, WCU
- 2008 Mike Kennedy, Elon
- 2009 Mike Kennedy, Elon
- 2010 Fred Jordan, CIT
- 2011 Mike Gaski, UNCG\*
- 2012 Chris Pollard, APP
- 2013 Bobby Moranda, WCU
- 2014 Dick Cooke, DAV
- 2015 Craig Gibson, MER
- 2016 Link Jarrett, UNCG
- 2017 Craig Gibson, Mercer
- 2018 Link Jarrett, UNCG
- 2019 Casey Dunn, SAM
- 2020 Not awarded/COVID-19
- 2021 Todd Interdonato, WOF

### SoCon Player of the Year

- 2002 Donovan Minero, WCU
- 2003 Lee Curtis, CofC
- 2004 Caleb Moore, ETSU
- 2005 Jay Heafner, DAV
- 2006 A.J. Davidiuk, FUR
- 2007 Kenny Smith, WCU
- 2008 Chris Shehan, GSU
- 2009 Joey Bergman, CofC
- 2010 Matt Leeds, CofC
- 2011 Victor Roache, GSU
- 2012 Marty Gantt, CofC
- 2013 Tyler White, WCU
- 2014 Casey Jones, Elon
- 2015 Kyle Lewis, MER
- 2016 Kyle Lewis, MER
- 2017 Bryson Bowman, WCU
- 2018 Andrew Mortiz, UNCG
- 2019 Justice Bigbie, WCU
- 2020 Not awarded/COVID-19
- 2021 Colin Davis, WOF

### SoCon Pitcher of the Year

- 2002 Scooter Michael, UNCG
- 2003 Tom Mastny, FUR
- 2004 Ryan Johnson, CofC
- Jonathan Ellis, CIT
- 2005 Chris Mason, UNCG
- 2006 Nick Chiggas, CofC
- 2007 Nick Chiggas, CofC
- 2008 Steven Hensley, Elon
- 2009 Wes Wrenn, CIT
- 2010 Asher Wojciechowski, CIT
- 2011 John Brebbia, Elon
- 2012 Ryan Arrowood, APP
- 2013 Austin Pritchler, CIT
- 2014 Josh Wirsu, GSU
- 2015 James Reeves, CIT
- 2016 Will Gaddis, Furman
- Adam Wantz, UNCG
- 2017 JP Sears, The Citadel
- 2018 Matt Frisbee, UNCG
- 2019 Zach Hester, SAM
- 2020 Not awarded/COVID-19
- 2021 Elliot Carney, WOF

### SoCon Championship MOP

- Walt Nadzak Award**
- 1984 Rusty Weaver, APP
- 1985 Mike Carson, WCU
- 1986 David Hyatt, WCU
- 1987 Clint Fairey, WCU
- 1988 Keith LeClair, WCU
- 1989 Paul Menhart, WCU
- 1990 Billy Baker, CIT
- 1991 Brent Williams, FUR
- 1992 Joey Cox, WCU
- 1993 Phillip Grundy, WCU
- 1994 Jermaine Shuler, CIT
- 1995 Donald Morillo, CIT
- 1996 Mark Hamlin, GSU
- 1997 JP Burwell, WCU
- 1998 Brian Rogers, CIT
- 1999 Rodney Hancock, CIT
- 2000 Matt Easterday, GSU
- 2001 Randy Corn, CIT
- 2002 Brett Lewis, GSU
- 2003 Brian Sigmon, WCU
- 2004 Jonathan Ellis, CIT
- 2005 Nick Hollstegge, FUR
- 2006 Nick Chiggas, CofC
- Jess Easterling, CofC
- 2007 Brandon Waring, WOF
- 2008 Cory Harrilchak, Elon
- 2009 Kyle Blackburn, GSU
- 2010 Justin Mackert, CIT
- 2011 Chris Beck, GSU
- 2012 Josh Martin, SAM
- 2013 Joe Jackson, CIT
- 2014 Jason Richman, GSU
- 2015 Eric Nyquist, MER
- 2016 Matt Smith, WCU
- 2017 Tripp Shelton, UNCG
- 2018 Brooks Carlson, SAM
- 2019 Trevor Austin, MER
- 2020 Not awarded/COVID-19
- 2021 Towns King, SAM

\* later vacated

## Academic All-Americans

- 1971 John Campbell, Furman (INF), 2nd  
 1971 Doug Pounder, The Citadel (P), 1st  
 1975 Richard Wieters, The Citadel (1B), 1st  
 1977 Denny Standifer, Chattanooga (P), 2nd  
 1978 Al Diket, The Citadel (3B), 2nd  
 1979 Gary Robinette, ETSU (3B), 1st  
 1979 Mark Edward Austin, Chattanooga (INF), 2nd  
 1980 Melvin Williamson, The Citadel (C), 3rd  
 1980 John Porter, Davidson (OF), 1st  
 1980 Gary Robinette, ETSU (3B), 1st  
 1981 John Porter, Davidson (OF), 1st  
 1982 Marty Blair, The Citadel (2B), 1st  
 1983 Marty Blair, The Citadel (2B), 1st  
 1983 David Hill, Western Carolina (OF), 1st  
 1983 Greg Johnson, Western Carolina (C), 1st  
 1984 Jamie Harris, Appalachian State (2B), 1st  
 1984 David Mills, The Citadel (P), 2nd  
 1984 Mike Lamore, VMI (C), 3rd  
 1985 Mike Lamore, VMI (C), 2nd  
 1986 Randy Sullivan, The Citadel (C), 1st  
 1986 David Hyatt, Western Carolina (1B), 3rd  
 1992 Rodney Hennon, Western Carolina (2B), 1st  
 1992 Rob Goecker, Furman (SS), 2nd  
 1992 Jack Kimel, Western Carolina (P), 2nd  
 1993 Rodney Hennon, Western Carolina (2B), 2nd  
 1996 Nathan Shepperson, VMI (INF), 3rd  
 1998 Jody Pollock, Georgia Southern (2B), 3rd  
 1999 Joey Foxhall, College of Charleston (IF), 1st  
 1999 Brian Wiley, The Citadel (P), 2nd  
 1999 Travis Howell, College of Charleston (OF), 2nd  
 2000 Wes Self, Davidson (P), 2nd  
 2000 Ben Brown, Davidson (IF), 2nd  
 2001 Wes Self, Davidson (P), 3rd  
 2002 Ryan Schade, Western Carolina (SS), 1st  
 2002 Randy Corn, The Citadel (P), 1st  
 2002 Tim Friend, Davidson (OF), 3rd  
 2003 Jon Stallsmith, Furman (P), 1st  
 2004 David Dufour, Wofford (DH), 1st  
 2004 Gary Morris, Elon (2B), 3rd  
 2004 Phillip Coker, College of Charleston (C), 2nd  
 2004 Brett Anderson, College of Charleston (1B), 3rd  
 2005 Phillip Coker, College of Charleston (OF), 1st  
 2005 Brett Anderson, College of Charleston (DH), 1st  
 2006 Phillip Coker, College of Charleston (OF), 1st  
 2006 Patrick Currin, UNCG (P), 2nd  
 2007 Chris Swauger, The Citadel (OF), 3rd  
 2008 Chris Swauger, The Citadel (OF), 2nd  
 2009 Chris McGuiness, The Citadel (INF), 1st  
 2009 Sonny Meade, The Citadel (OF), 1st  
 2009 David Towarnicky, Appalachian State (INF), 3rd  
 2010 David Towarnicky, Appalachian State (1B), 1st  
 2011 Matt Leeds, College of Charleston (INF), 1st  
 2015 Matt Ramsay, Wofford (DH), 1st  
 2016 David Geary, VMI (IF), 3rd  
 2017 Andrew Moritz, UNCG (OF), 1st  
 2017 Charlie Madden, Mercer (C), 2nd  
 2017 Hunter Bening, Mercer (INF), 2nd  
 2018 Andrew Moritz, UNCG (OF), 2nd  
 2021 Garrett Delano, Mercer (IF), 3rd  
 2021 RJ Yeager, Mercer (IF), 3rd

## ABCA Gold Bat Award (National Player of the Year)

- 2016 Kyle Lewis, Mercer (OF)

## ABCA All-Americans

- 1947 Joe Landrum, Clemson (P), 1st  
 1947 Charles Teague, Wake Forest (2B), 1st  
 1947 Gene Hooks, Wake Forest (3B), 1st  
 1948 Emmett Cheek, North Carolina (C), 1st  
 1948 Rip Ryan, North Carolina (SS), 1st  
 1949 Charles Teague, Wake Forest (2B), 1st  
 1949 Gene Hooks, Wake Forest (3B), 1st  
 1950 Charles Teague, Wake Forest (2B), 1st  
 1951 Dick Groat, Duke (SS), 1st  
 1952 William Werber, Duke (1B), 1st  
 1952 Dick Groat, Duke (SS), 1st  
 1961 Edward Tekavec, West Virginia (3B), 2nd  
 1963 Bobby Stewart, Richmond (OF), 1st  
 1964 Bill Marovic, West Virginia (OF), 1st  
 1975 Mike Ramsey, Appalachian State (SS), 1st  
 1975 George Weicker, Davidson (DH), 1st  
 1977 Keith Ebersole, Western Carolina (1B), 3rd  
 1979 Randy Ingle, Appalachian State (SS), 1st  
 1982 Kirk Bailey, Appalachian State (P), 1st  
 1984 Pete Hardee, Appalachian State (P), 3rd



**ETSU catcher Caleb Moore earned All-America honors in 2004 and 2005. Moore was named the SoCon Player of the Year in 2004 by both the league's coaches and media.**

- 1987 Bill Masse, Davidson (OF), 2nd  
 1987 Clint Fairey, Western Carolina (1B), 3rd  
 1988 Darron Healey, Appalachian State (DH), 2nd  
 1990 Grant Brittain, Western Carolina (2B), 1st  
 1990 Anthony Jenkins, The Citadel (OF), 1st  
 1991 Kevin Bellomo, Western Carolina (OF), 2nd  
 1992 Todd Greene, Georgia Southern (OF), 1st  
 1993 Paul Thornton, Georgia Southern (P), 2nd  
 1993 Todd Greene, Georgia Southern (OF), 1st  
 1993 Phillip Grundy, Western Carolina (3B), 2nd  
 1994 Jason Beverlin, Western Carolina (P), 2nd  
 1995 Steve Wilson, Georgia Southern (C), 2nd  
 1997 Tod Lee, Georgia Southern (P), 2nd  
 2005 Chris Campbell, College of Charleston (2B), 1st  
 2005 Brett Gardner, College of Charleston (OF), 1st  
 2007 Michael Harrington, College of Charleston (OF), 2nd  
 2007 Nick Chiggas, College of Charleston (P), 2nd  
 2007 Ben Lasater, College of Charleston (INF), 2nd  
 2008 Chris Shehan, Georgia Southern (OF), 1st  
 2008 Jeremie Tice, College of Charleston (3B), 2nd  
 2008 Ty Wright, Georgia Southern (DH), 2nd  
 2009 Chase Austin, Elon (SS), 3rd  
 2009 Joey Bergman, College of Charleston (3B), 3rd  
 2010 Mac Doyle, Wofford (DH), 2nd  
 2010 Asher Wojciechowski, The Citadel (P), 3rd  
 2010 Matt Leeds, College of Charleston (3B), 3rd  
 2011 Victor Roache, Georgia Southern (OF), 1st  
 2011 Daniel Aldrich, College of Charleston (OF), 3rd  
 2012 Daniel Kassouf, Appalachian State (DH), 1st  
 2012 Marty Gantt, College of Charleston (OF), 2nd  
 2012 Brandon Miller, Samford (OF), 3rd  
 2013 C.K. Irby, Samford (DH), 1st  
 2014 Casey Jones, Elon (OF), 2nd  
 2016 Trey York, ETSU (2B), 1st  
 2016 Kyle Lewis, Mercer (OF), 1st  
 2016 Heath Quinn, Samford (OF), 2nd  
 2016 Ben Spitznagel, UNCG (2B), 3rd  
 2017 JP Sears, The Citadel (P), 3rd  
 2018 Andrew Moritz, Wofford (OF), 1st  
 2018 Matt Pita, VMI (OF), 3rd  
 2019 Chad Sykes, UNCG (RP), 3rd

## ABCA Gold Glove Team

- 2016 Kyle Lewis, Mercer (OF)

## ABCA All-Atlantic Region

- 1973 Mike Ramsey, Appalachian State (SS), 1st  
 1973 Steve Ansbaugh, Appalachian State (P), 2nd  
 1974 Mike Ramsey, Appalachian State (SS), 1st

- 1974 Butch Dziadul, Appalachian State (3B), 3rd  
 1975 Mike Ramsey, Appalachian State (SS), 1st  
 1976 Randy Ingram, Appalachian State (3B), 2nd  
 1977 Keith Ebersole, Western Carolina (1B), 1st  
 1977 Jerry Reed, Western Carolina (P), 2nd  
 1977 Wayne Tolleson, Western Carolina (SS), 2nd  
 1977 Ron Brower, Appalachian State (1B), 3rd  
 1977 Chris Plemmons, Appalachian State (2B), 3rd  
 1977 Randy Ingram, Appalachian State (3B), 1st  
 1978 Wayne Tolleson, Western Carolina (SS), 1st  
 1978 Keith Ebersole, Western Carolina (1B), 2nd  
 1978 Joey Moffitt, Appalachian State (OF), 2nd  
 1978 Chris Plemmons, Appalachian State (2B), 2nd  
 1978 Randy Ingram, Appalachian State (3B), 1st  
 1978 Ron Brower, Appalachian State (1B), 2nd  
 1979 Randy Ingle, Appalachian State (SS), 1st  
 1980 Willie Carpenter, Western Carolina (OF), 1st  
 1980 Joey Moffitt, Appalachian State (OF), 2nd  
 1980 Mike Hobbs, Appalachian State (OF), 3rd  
 1981 Tom Sams, Appalachian State (2B), 2nd  
 1981 Robbie Peele, Appalachian State (OF), 3rd  
 1982 Kirk Bailey, Appalachian State (P), 1st  
 1983 Robbie Peele, Appalachian State (OF), 3rd  
 1984 Pete Hardee, Appalachian State (P), 1st  
 1984 Tony Welborn, Appalachian State (OF), 3rd  
 1986 Eddy Halleman, Furman (OF), 1st  
 1986 Pat Riley, Western Carolina (C), 2nd  
 1986 Lenny Stratton, Appalachian State (P), 1st  
 1987 Clint Fairey, Western Carolina (1B), 1st  
 1988 Darron Healey, Appalachian State (DH), 1st  
 1989 Clint Fairey, Western Carolina (1B), 1st  
 1989 Garrett Hinshaw, Appalachian State (OF), 1st  
 1990 Grant Brittain, Western Carolina (2B), 1st  
 1990 Ken Britt, The Citadel (P), 1st  
 1990 Anthony Jenkins, The Citadel (OF), 1st  
 1991 Kevin Bellomo, Western Carolina (OF), 1st  
 1991 Will Ertel, Furman (P), 1st  
 1991 Phillip Grundy, Western Carolina (3B), 2nd  
 1991 Matt Raleigh, Western Carolina (SS), 2nd  
 1992 Joey Cox, Western Carolina (OF), 1st  
 1992 Todd Greene, Georgia Southern (OF), 1st  
 1992 Matt Raleigh, Western Carolina (SS), 1st  
 1992 Dan Kyslinger, Western Carolina (P), 2nd  
 1992 Gettys Glaze, The Citadel (P), 1st  
 1993 Phillip Grundy, Western Carolina (3B), 1st  
 1993 Jason Beverlin, Western Carolina (P), 2nd  
 1993 Paul Thornton, Georgia Southern (P), 1st  
 1993 Todd Greene, Georgia Southern (OF), 1st  
 1994 Jason Beverlin, Western Carolina (P), 1st  
 1994 Mike Manning, Western Carolina (P), 2nd  
 1994 Mike Tidick, Western Carolina (OF), 2nd  
 1994 Matt Wilson, Georgia Southern (2B), 2nd  
 1994 Jody Henson, Western Carolina (OF), 1st  
 1995 Steve Wilson, Georgia Southern (C), 1st  
 1995 Donald Morillo, The Citadel (P), 1st  
 1995 Britt Reames, The Citadel (P), 1st  
 1995 Garrick Haltiwanger, The Citadel (OF), 1st  
 1996 Tod Lee, Georgia Southern (P), 1st  
 1996 Tommy Peterman, Georgia Southern (1B), 1st  
 1996 Julio Ayala, Georgia Southern (P), 2nd  
 1996 Alex Tolbert, Western Carolina (1B), 2nd  
 1996 Antoine Moran, Georgia Southern (OF), 2nd  
 1997 Tod Lee, Georgia Southern (P), 1st  
 1997 Alex Tolbert, Western Carolina (1B), 1st  
 1997 Ryan Butler, The Citadel (1B), 2nd  
 1997 Jeremy Bruce, Western Carolina (3B), 2nd  
 1997 J.P. Burwell, Western Carolina (C), 2nd  
 1997 Steve Wilson, Georgia Southern (DH), 2nd  
 1998 Mike DeSimone, Davidson (DH), 2nd  
 1999 Jody Pollock, Georgia Southern (2B), 2nd  
 2002 Brett Spivey, College of Charleston (OF), 2nd  
 2004 Jared Greenwood, Western Carolina (1B), 1st  
 2004 Gary Morris, Elon (2B), 2nd  
 2005 Chris Campbell, College of Charleston (2B), 1st  
 2005 Brett Gardner, College of Charleston (OF), 1st  
 2005 James Payne, Georgia Southern (OF), 2nd  
 2005 Steven Strausbaugh, Western Carolina (OF), 2nd  
 2005 Brett Harker, College of Charleston (RP), 2nd  
 2006 Robert Rodebaugh, Elon, 1st  
 2006 A.J. Davidiuk, Furman, 1st  
 2006 Steven Strausbaugh, Western Carolina, 1st  
 2006 Nick Chiggas, College of Charleston, 1st  
 2006 Brandon Waring (3B), Wofford, 1st  
 2007 Michael Harrington, College of Charleston (OF), 1st  
 2007 Nick Chiggas, College of Charleston (P), 1st  
 2007 Kenny Smith, Western Carolina (2B), 2nd  
 2007 Ben Lasater, College of Charleston (3B), 2nd

# REGIONAL/NATIONAL AWARDS



- 2007 Rob Wilson, Davidson (DH), 2nd
- 2008 Jeremie Tice, College of Charleston (3B), 1st
- 2008 Chris Shehan, Georgia Southern (OF), 1st
- 2008 Ty Wright, Georgia Southern (DH/Utility), 1st
- 2008 Cory Harrilchak, Elon (OF), 2nd
- 2008 Steven Hensley, Elon (P), 2nd
- 2009 Richard Jones, The Citadel (C), 1st
- 2009 Joey Bergman, College of Charleston (3B), 1st
- 2009 Chase Austin, Elon (SS), 1st
- 2009 Pat Irvine, Elon (OF), 1st
- 2009 Griffin Benedict, Georgia Southern (C), 2nd
- 2009 Brandon Sizemore, College of Charleston (2B), 2nd
- 2009 Isaac Harrow, Appalachian State (3B), 2nd
- 2009 Brent Greer, Western Carolina (SS), 2nd
- 2009 Chris Mederos, Georgia Southern (SP), 2nd
- 2009 Zach Quate, Appalachian State (RP), 2nd
- 2010 Matt Leeds, College of Charleston (3B), 1st
- 2010 Mac Doyle, Wofford (DH), 1st
- 2010 Asher Wojciechowski, The Citadel (SP), 1st
- 2010 Kyle Blackburn, Georgia Southern (1B), 2nd
- 2010 Wes Hobson, Appalachian State (2B), 2nd
- 2010 Chris Patterson, Appalachian State (RP), 2nd
- 2011 Daniel Aldrich, College of Charleston (OF), 1st
- 2011 Victor Roache, Georgia Southern (OF), 1st
- 2011 Ross Heffley, Western Carolina (2B), 2nd
- 2011 Matt Leeds, College of Charleston (3B), 2nd
- 2011 Matt Murray, Georgia Southern (RP), 2nd
- 2012 Marty Gantt, College of Charleston (OF), 1st
- 2012 Daniel Kassouf, Appalachian State (DH), 1st
- 2012 Ross Heffley, Western Carolina (2B), 2nd
- 2012 Eric Phillips, Georgia Southern (3B), 2nd
- 2012 Will Callaway, Appalachian State (SS), 2nd
- 2012 Tyler Tewell, Appalachian State (OF), 2nd
- 2012 Ryan Arrowood, Appalachian State (SP), 2nd
- 2012 Christian Powell, College of Charleston (SP), 2nd
- 2013 Ryan Kinsella, Elon (1B), 1st
- 2013 Joe Jackson, The Citadel (C), 2nd
- 2013 Hector Crespo, Appalachian State (2B), 2nd
- 2013 Tyler White, Western Carolina (3B), 2nd
- 2013 Aaron Attaway, Western Carolina (SS), 2nd
- 2013 Christian Wolfe, UNCG (OF), 2nd
- 2014 Forrest Brandt, Davidson (OF), 1st
- 2014 Casey Jones, Elon (OF), 1st
- 2014 Adam Martin, Western Carolina (C), 1st
- 2014 Jacob Hoyle, Western Carolina (1B), 2nd
- 2014 Bradley Strong, Western Carolina (2B), 2nd
- 2015 Connor Walsh, The Citadel (OF), 2nd
- 2016 Ben Spitznagel, UNCG (2B), 1st
- 2016 Bryson Bowman, Western Carolina (OF), 1st

- 2016 Matt Smith, Western Carolina (1B), 2nd
- 2016 L.J. Kalawaia, UNCG (OF), 2nd
- 2016 Dillon Stewart, UNCG (DH), 2nd
- 2016 Will Gaddis, Furman (SP), 2nd
- 2017 Bryson Bowman, Western Carolina (OF), 1st
- 2017 Will Gaddis, Furman (P), 1st
- 2017 JP Sears, The Citadel (P), 1st
- 2018 Matt Frisbee, UNCG (P), 1st
- 2018 Andrew Moritz, UNCG (OF), 1st
- 2019 Matthew Koehler, Western Carolina (OF), 1st
- 2019 Chad Sykes, UNCG (RP), 1st
- 2019 Justice Bigbie, Western Carolina (3B), 2nd
- 2021 Luke Robinson, Western Carolina (C), 1st
- 2021 Justice Bigbie, Western Carolina (3B), 1st
- 2021 Pascanel Ferreras, Western Carolina (SS), 2nd

## ABCA All-South Region

- 2012 Josh Martin, Samford (SP), 1st
- 2012 Brandon Miller, Samford (OF), 1st
- 2013 C.K. Irby, Samford (DH), 1st
- 2013 Christian Durdaller, Samford (OF), 1st
- 2015 Trey York, ETSU (2B), 2nd
- 2015 Kyle Lewis, Mercer (OF), 2nd
- 2015 Austin Edens, Samford (DH), 2nd
- 2016 Hagen Owenby, ETSU (C), 1st
- 2016 Trey York, ETSU (2B), 1st
- 2016 Kyle Lewis, Mercer (OF), 1st
- 2017 Hagen Owenby, ETSU (C), 1st

## ABCA All-Southeast Region

- 2021 Garrett Delano, Mercer (2B), 1st
- 2021 Tyler McManus, Samford (DH), 1st

## ABCA All-South Central Region

- 2016 Heath Quinn, Samford (OF), 1st
- 2016 Austin Edens, Samford (DH), 1st

## ABCA All-Central Region

- 2019 Sonny DiChiara, Samford (1B), 1st
- 2019 Zach Hester, Samford (P), 1st
- 2019 Jordan Fucci, Samford (OF), 2nd

## ABCA Atlantic Region Coach of the Year

- 1987 Jack Leggett, Western Carolina

## ABCA Hall of Fame

- 1966 Jack Coombs, Duke
- 1966 Bunn Hearn, North Carolina
- 1967 C.R. "Dudy" Noble, Mississippi State

- 1971 G.F. "Red" Laird, Virginia Tech
- 1971 Malcolm Pitt, Richmond
- 1975 Steve Harrick, West Virginia
- 1978 Walter Rabb, North Carolina
- 1988 Jack Stallings, Georgia Southern
- 1996 Chal Port, The Citadel
- 2014 Jack Leggett, Western Carolina

## NCBWA District IV Player of the Year

- 2012 Daniel Kassouf, Appalachian State (DH)

## Baseball America College Player of the Year

- 2016 Kyle Lewis, Mercer (OF)

## Baseball America All-Americans

- 1983 Mike Cherry, The Citadel (P), 1st
- 1984 Pete Hardee, Appalachian State (P), 3rd
- 1988 Darron Healey, Appalachian State (DH), 2nd
- 1993 Todd Greene, Georgia Southern (OF), 3rd
- 1994 Jason Beverlin, Western Carolina (P), 2nd
- 1996 Julio Ayala, Georgia Southern (P), 3rd
- 2005 Chris Campbell, College of Charleston (2B), 2nd
- 2005 Brett Gardner, College of Charleston (OF), 3rd
- 2007 Brandon Waring, Wofford (3B), 2nd
- 2008 Chris Shehan, Georgia Southern (OF), 1st
- 2010 Asher Wojciechowski, The Citadel (SP), 3rd
- 2011 Victor Roache, Georgia Southern (OF), 1st
- 2011 Matt Leeds, College of Charleston (3B), 3rd
- 2011 Daniel Aldrich, College of Charleston (OF), 3rd
- 2012 Brandon Miller, Samford (OF), 2nd
- 2013 Ryan Kinsella, Elon (1B), 2nd
- 2013 Phillip Ervin, Samford (OF), 2nd
- 2013 C.K. Irby, Samford (UT), 3rd
- 2016 Kyle Lewis, Mercer (OF), 1st
- 2016 Heath Quinn, Samford (OF), 2nd
- 2017 JP Sears, The Citadel (SP), 3rd
- 2018 Andrew Moritz, UNCG (OF), 3rd
- 2018 Robert Broom, Mercer (RP), 3rd

## Baseball America Freshman All-Americans

- 1994 Tommy Peterman, Georgia Southern (DH), 1st
- 1996 David Noyce, Furman (P), 2nd
- 1997 Rodney Hancock, The Citadel (UT/P), 2nd
- 2000 Ryan Gordon, UNCG (UT), 2nd
- 2004 Chris Campbell, College of Charleston (2B), 1st
- 2005 Steven Strausbaugh, Western Carolina (OF), 1st
- 2009 Ross Heffley, Western Carolina (2B), 2nd
- 2011 Daniel Aldrich, College of Charleston (OF), 1st
- 2011 Phillip Ervin, Samford (OF), 2nd
- 2012 Chase Griffin, Georgia Southern (C), 2nd
- 2013 Carl Wise, College of Charleston (1B), 2nd
- 2014 Heath Quinn, Samford (OF), 1st
- 2015 Austin Edens, Samford (1B), 1st
- 2018 Le Bassett, Mercer (DH), 2nd
- 2018 Samuel Strickland, Samford (SP), 2nd
- 2019 Sonny DiChiara, Samford (1B), 2nd
- 2019 John Dempsey, Wofford (3B), 2nd

## Collegiate Baseball/Louisville Slugger All-America

- 1975 Mike Ramsey, Appalachian State (SS), 1st
- 1984 Pete Hardee, Appalachian State (P), 3rd
- 1992 Matt Raleigh, Western Carolina (SS), 2nd
- 1992 Todd Greene, Georgia Southern (OF), 3rd
- 1993 Paul Thornton, Georgia Southern (P), 1st
- 1993 Todd Greene, Georgia Southern (OF), 2nd
- 1994 Jason Beverlin, Western Carolina (P), 3rd
- 1995 William Rushing, Georgia Southern (P), 3rd
- 1996 Tod Lee, Georgia Southern (P), 2nd
- 1996 Tommy Peterman, Georgia Southern (1B), 3rd
- 1997 Tod Lee, Georgia Southern (P), 2nd
- 1999 Brian Wiley, The Citadel (P), 3rd
- 1999 Billy Colome, College of Charleston (2B), 3rd
- 1999 Chris Moore, Western Carolina (SS), 3rd
- 1999 Rodney Hancock, The Citadel (UT), 3rd
- 2000 Matt Easterday, Georgia Southern (2B), 1st
- 2000 Philip Hartig, The Citadel (1B), 2nd
- 2001 Randy Corn, The Citadel (P), 2nd
- 2001 Philip Hartig, The Citadel (1B), 3rd
- 2002 Scooter Michael, UNCG (P), 3rd
- 2002 Lee Curtis, College of Charleston (3B), 2nd
- 2002 Randy Corn, The Citadel (P), 3rd
- 2003 Ryan Gordon, UNCG (DH), 1st
- 2003 Lee Curtis, College of Charleston (2B), 2nd
- 2003 Tom Mastny, Furman (P), 3rd
- 2004 Caleb Moore, ETSU (C), 2nd
- 2004 Ryan Johnson, College of Charleston (RHP), 3rd
- 2004 Chip Cannon, The Citadel (1B), 3rd



Samford's C.K. Irby was a Freshman All-American in 2011 and earned All-America honors in 2013.



**Mercer outfielder Kyle Lewis had a season for the ages in 2016, earning consensus first-team All-America honors, winning the Golden Spikes Award and being named the national player of the year by Baseball America, the ABCA and the College Home Run Derby.**

- 2005 D.J. Wabick, College of Charleston (C), 3rd
- 2005 Brett Harker, College of Charleston (RP), 3rd
- 2005 Chris Campbell, College of Charleston (2B), 3rd
- 2005 Jay Heafner, Davidson (3B), 3rd
- 2006 Nick Chigges, College of Charleston (SP), 2nd
- 2007 Brandon Waring, Wofford (3B), 1st
- 2007 Kenny Smith, Western Carolina (2B), 2nd
- 2007 Nick Chigges, College of Charleston (SP), 3rd
- 2007 David Rubinstein, Appalachian State (OF), 3rd
- 2008 Jeremie Tice, College of Charleston (3B), 1st
- 2008 Steven Hensley, Elon (P), 3rd
- 2008 Michael Harrington, College of Charleston (1B), 3rd
- 2008 Brandon Sizemore, College of Charleston (2B), 3rd
- 2009 Richard Jones, The Citadel (C), 2nd
- 2009 Joey Bergman, College of Charleston (3B), 3rd
- 2010 Asher Wojciechowski, The Citadel (SP), 2nd
- 2011 Victor Roache, Georgia Southern (OF), 1st
- 2011 Ross Heffley, Western Carolina (2B), 1st
- 2011 Daniel Aldrich, College of Charleston (OF), 2nd
- 2011 Matt Leeds, College of Charleston (3B), 3rd
- 2012 Brandon Miller, Samford (OF), 2nd
- 2012 Josh Martin, Samford (SP), 3rd
- 2012 Marty Gantt, College of Charleston (OF), 3rd
- 2013 Joe Jackson, The Citadel (C), 3rd
- 2013 Ryan Kinsella, Elon (1B), 3rd
- 2013 Tyler White, Western Carolina (3B), 3rd
- 2013 Christian Wolfe, UNCG (OF), 3rd
- 2014 Casey Jones, Elon (OF), 2nd
- 2014 Bradley Strong, Western Carolina (2B), 3rd
- 2015 Kyle Lewis, Mercer (OF), 2nd
- 2015 Conor Clancey, Wofford (1B), 2nd
- 2015 James Reeves, The Citadel (SP), 3rd
- 2015 Matt Winn, VMI (C), 3rd
- 2016 Trey York, ETSU (2B), 1st
- 2016 Kyle Lewis, Mercer (OF), 1st
- 2016 Hagen Owenby, ETSU (C), 2nd
- 2016 Heath Quinn, Samford (OF), 3rd
- 2017 JP Sears, The Citadel, (LHP), 2nd
- 2017 Bryson Bowman, Western Carolina (OF), 3rd
- 2018 Matt Frisbee, UNCG (RHP), 2nd
- 2019 Chad Sykes, UNCG (RP), 3rd

**Collegiate Baseball/Louisville Slugger  
Freshman Player of the Year**

- 2011 Daniel Aldrich, College of Charleston (OF)

**Collegiate Baseball/Louisville Slugger  
Freshman All-America**

- 1995 Tod Lee, Georgia Southern (P)
- 1996 David Noyce, Furman (P)
- 1996 Chris Moore, Western Carolina (3B)
- 1996 Steve Walson, Georgia Southern (DH), HM
- 1997 Rodney Hancock, The Citadel (OF)
- 1997 Jody Jenkins, ETSU (C), HM
- 1998 Philip Hartig, The Citadel (1B)
- 1998 Ted Toler, UNCG (P), HM
- 1998 Stephen Crater, Appalachian State (C), HM
- 1999 Brett Lewis, Georgia Southern (P)
- 2000 Ryan Gordon, UNCG (UT)
- 2001 Scooter Michael, UNCG (P), HM
- 2001 Derek Norman, Furman (3B), HM
- 2001 Jasha Balcom, College of Charleston (OF), HM
- 2001 Wes Self, Davidson (P)
- 2002 Matt Lein, Wofford (3B)
- 2002 Brett Anderson, College of Charleston (OF), HM
- 2002 Michael Giroud, ETSU (3B), HM
- 2003 John Carroll, Georgia Southern (P)
- 2003 Chris Mason, UNCG (P)
- 2003 Kelly Sweppenhiser, VMI (3B)
- 2004 Nick Chigges, College of Charleston (RHP)
- 2004 Chris Campbell, College of Charleston (2B)
- 2005 Danny Meszaros, College of Charleston (RP)
- 2005 Steven Strausbaugh, Western Carolina (OF)
- 2006 Steven Hensley, Elon (SP)
- 2006 J.D. Melton, Wofford (RP)
- 2006 Matt Miller, Georgia Southern (OF)
- 2007 Russ Tomlinson, College of Charleston (SP)
- 2007 Richard Jones, The Citadel (C/DH)
- 2007 Michael Gilmartin, Wofford (2B)
- 2008 Thomas Girdwood, Elon (RP)
- 2008 Jake Williams, Wofford (OF)
- 2008 Reese Wade, Furman (OF)
- 2009 David Peterson, College of Charleston (SP)
- 2009 Ross Heffley, Western Carolina (OF)
- 2010 Lex Rutledge, Samford (RP)
- 2010 Will Muzika, Furman (2B)
- 2010 Andrew Barna, Davidson (3B)
- 2011 C.K. Irby, Samford (RP)
- 2011 Sebastian Gomez, Elon (2B)
- 2011 Daniel Aldrich, College of Charleston (OF)
- 2011 Forrest Brandt, Davidson (OF)
- 2011 Phillip Ervin, Samford (OF)

- 2012 Jamie Nunn, Appalachian State (SP)
- 2012 Elliott Warford, Furman (RP)
- 2012 Chase Griffin, Georgia Southern (C)
- 2012 Jacob Hoyle, Western Carolina (DH)
- 2013 Jaylin Davis, Appalachian State (OF)
- 2013 Skylar Hunter, The Citadel (RP)
- 2014 Garrett Chapman, Georgia Southern (3B)
- 2014 Ryan Cleveland, Georgia Southern (1B)
- 2014 T.J. Dixon, Samford (OF)
- 2014 Heath Quinn, Samford (OF)
- 2014 Bryan Sammons, Western Carolina (SP)
- 2015 Hagen Owenby, ETSU (C)
- 2015 Trey Truitt, Mercer (OF)
- 2015 Austin Edens, Samford (DH)
- 2016 Conard Broom, Mercer (RP)
- 2016 Cesar Trejo, UNCG (SS)
- 2016 Jabari Richards, Furman (OF)
- 2016 Andrew Moritz, UNCG (OF)
- 2017 Zach Graveno, Mercer (RP)
- 2017 Caleb Webster, UNCG (3B)
- 2017 Taylor Garris, Samford (3B)
- 2018 Ben Anderson, Furman (OF)
- 2018 Le Bassett, Mercer (DH)
- 2018 RJ Yeager, Mercer (SS)
- 2018 Samuel Strickland, Samford (SP)
- 2018 Justice Bigbie, Western Carolina (OF)
- 2018 Collin Davis, Wofford (OF)
- 2019 Hayes Heinecke, Wofford (SP)
- 2019 Sonny DiChiara, Samford (1B)
- 2019 Angelo DiSpigna, Mercer (1B)
- 2019 John Dempsey, Wofford (3B)
- 2021 Pascanel Ferreras, Western Carolina (SS)

**Collegiate Baseball/Louisville Slugger  
Player of the Week**

- 1996 Tommy Peterman, Georgia Southern (1B), 4/15
- 1997 Gus Quattlebaum, Davidson (OF), 2/17
- 1997 Michael Holder, Georgia Southern (C), 3/3
- 1997 Curt Beerman, The Citadel (OF), 3/25
- 1999 Rodney Hancock, The Citadel (P), 5/17
- 1999 Rodney Hancock, The Citadel (P), 5/24
- 2001 Wes Self, Davidson (P), 2/18
- 2002 T.A. Fulmer, The Citadel (P), 4/2
- 2002 Lee Curtis, College of Charleston (3B), 5/13
- 2005 Chris Mason, UNCG (P), 3/28
- 2006 Blake Murphy, Western Carolina (C), 3/27
- 2006 Jonathan Greene, Western Carolina (3B), 5/22
- 2007 Brandon Waring, Wofford (3B), 2/19
- 2007 Blake Murphy, Western Carolina (C), 5/14
- 2007 Brandon Waring, Wofford (3B), 5/28
- 2008 Chris Shehan, Georgia Southern (OF), 3/17
- 2008 Michael Harrington, College of Charleston (1B), 5/12
- 2008 Jeremie Tice, College of Charleston (3B), 5/19
- 2009 Drew Gadaire, Davidson (OF), 4/15
- 2009 Dallas Tarleton, Elon (C), 4/29
- 2010 Jimmy Reyes, Elon (SP), 3/29
- 2011 Victor Roache, Georgia Southern (OF), 4/4
- 2011 Victor Roache, Georgia Southern (OF), 4/18
- 2012 Chris Beck, Georgia Southern (SP), 4/2
- 2012 Henry Sisson, Davidson (SP), 4/16
- 2012 Saxon Butler, Samford (1B), 4/30
- 2013 Jeremy Null, Western Carolina (SP), 2/18
- 2013 Tyler Griffin, The Citadel (OF), 2/25
- 2013 Brandon Murray, Col. of Charleston (OF), 4/15
- 2013 Jeremy Null, Western Carolina (SP), 4/22
- 2014 Jeremy Null, Western Carolina (SP), 2/17
- 2015 James Reeves, The Citadel (SP), 2/16
- 2015 Trey York, ETSU (2B), 2/16
- 2015 James Reeves, The Citadel (SP), 4/6
- 2015 Thomas Stallings, VMI (1B), 4/6
- 2015 Austin Edens, Samford (DH), 4/20
- 2015 Kyle Lewis, Mercer (OF), 5/4
- 2015 Connor Walsh, The Citadel (OF), 5/11
- 2016 Heath Quinn, Samford (OF), 2/22
- 2016 JP Sears, The Citadel (LHP), 2/22
- 2016 Peyton Maddox, VMI (C), 3/14
- 2016 JP Sears, The Citadel (LHP), 3/28
- 2016 Andrew Wantz, UNCG (RHP), 4/4
- 2016 Kramer Ferrell, Western Carolina (OF), 4/11
- 2016 L.J. Kalawaia, UNCG (OF), 4/18
- 2016 Alex Lee, Samford (1B), 4/25
- 2016 Hagen Owenby, ETSU (C), 5/2
- 2017 Adam Scott, Wofford (LHP), 3/6
- 2017 JP Sears, The Citadel (LHP), 3/27
- 2017 Josh Winder, VMI (RHP), 4/3
- 2017 Bryan Sammons, Western Carolina (LHP), 4/3
- 2017 Tyler Tharp, VMI (OF), 5/8

#SoConBSB

# REGIONAL/NATIONAL AWARDS



- 2017 JP Sears, The Citadel (LHP), 5/8
- 2018 Matt Pita, VMI (OF) 3/5
- 2018 Adam Scott, Wofford (LHP) 3/5
- 2018 Adam Scott, Wofford (LHP), 4/30
- 2018 Jack Maynard, UNCG (SP), 3/12
- 2018 Cesar Trejo, UNCG (OF), 3/12
- 2018 Trey Truitt, Mercer (OF), 3/19
- 2018 Jared Mihalik, Furman (IF/OF), 4/9
- 2018 Spencer Holcomb, Western Carolina (C), 5/14
- 2019 Micah Kaczor, ETSU (SP), 5/12

## D1 Baseball All-America Team

- 2016 Kyle Lewis, Mercer (OF), 1st
- 2016 Heath Quinn, Samford (OF), 2nd
- 2017 JP Sears, The Citadel (P), 3rd
- 2018 Robert Broom, Mercer (P), 3rd
- 2021 Garrett Delano, Mercer (UT), 3rd

## D1 Baseball Freshman All-America Team

- 2015 Austin Edens, Samford (DH), 2nd
- 2016 Cesar Trejo, UNCG (SS), 2nd
- 2018 Samuel Strickland, Samford (SP), 1st
- 2019 Sonny DiChiara, Samford (1B), 2nd
- 2019 John Dempsey, Wofford (3B), 2nd
- 2021 Pascanel Ferreras, Western Carolina (SS), 2nd

## Golden Spikes Award

- 2016 Kyle Lewis, Mercer (OF)

## National College Baseball Hall of Fame

- 2010 Charles Teague, Wake Forest
- 2011 Dick Groat, Duke

## NCBWA All-America Team

- 1993 Todd Greene, Georgia Southern (OF), 1st
- 1994 Jason Beverlin, Western Carolina (P), 2nd
- 1994 Kevin Hallman, Georgia Southern (3B), 3rd
- 1995 William Rushing, Georgia Southern (P), 3rd
- 1995 Steve Wilson, Georgia Southern (C), 3rd
- 1995 Donald Morril, The Citadel (P), HM
- 1995 Chris Pollard, Davidson (P), HM
- 1996 Tommy Peterman, Georgia Southern (1B), 1st
- 1996 Julio Ayala, Georgia Southern (P), 3rd
- 1996 Tod Lee, Georgia Southern (P), HM
- 1996 Steve Wilson, Georgia Southern (C), HM
- 1997 Tod Lee, Georgia Southern (P), 2nd
- 2002 Randy Corn, The Citadel (P), 2nd
- 2002 Lee Curtis, College of Charleston (3B), 3rd
- 2002 Scooter Michael, UNCG (P), 3rd
- 2003 Tom Mastny, Furman (P), 2nd
- 2003 Lee Curtis, College of Charleston (2B), 3rd
- 2004 Byron Barber, College of Charleston (OF), 2nd
- 2004 Caleb Moore, ETSU (C), 3rd
- 2005 Chris Campbell, College of Charleston (2B), 2nd
- 2005 Caleb Moore, ETSU (C), 2nd
- 2006 Nick Chigges, College of Charleston (SP), 2nd
- 2007 Nick Chigges, College of Charleston (SP), 3rd
- 2008 Chris Shehan, Georgia Southern (OF), 1st
- 2008 Jeremie Tice, College of Charleston (3B), 2nd
- 2009 Brandon Sizemore, College of Charleston (2B), 3rd
- 2010 Asher Wojciechowski, The Citadel (SP), 2nd
- 2011 Ross Heffley, Western Carolina (2B), 1st
- 2011 Matt Leeds, College of Charleston (3B), 1st
- 2011 Victor Roache, Georgia Southern (OF), 1st
- 2011 Daniel Aldrich, College of Charleston (OF), 1st
- 2012 Daniel Kassouf, Appalachian State (DH), 1st
- 2012 Brandon Miller, Samford (OF), 2nd
- 2013 Christian Wolfe, UNCG (OF), 2nd
- 2013 Joe Jackson, The Citadel (C), 3rd
- 2013 Ryan Kinsella, Elon (1B), 3rd
- 2013 Tyler White, Western Carolina (3B), 3rd
- 2014 Casey Jones, Elon (OF), 3rd
- 2015 Kyle Lewis, Mercer (OF), 2nd
- 2016 Kyle Lewis, Mercer (OF), 1st
- 2016 Heath Quinn, Samford (OF), 2nd
- 2016 Austin Edens, Samford (DH), 2nd
- 2016 Bryson Bowman, Western Carolina (OF), 3rd
- 2017 Bryson Bowman, Western Carolina (OF), 3rd
- 2017 JP Sears, The Citadel (SP), 3rd
- 2018 Robert Broom, Mercer (P), 2nd
- 2018 Andrew Moritz, UNCG (OF), 3rd
- 2019 Chad Sykes, UNCG (RP), 2nd

## NCBWA Freshman Player of the Year

- 2011 Daniel Aldrich, College of Charleston (OF), 1st



*Duke's Dick Groat is in the Southern Conference Hall of Fame for both basketball and baseball. Groat helped the Blue Devils to the College World Series in 1952 and was the National League MVP for the Pittsburgh Pirates in 1960. He was inducted into the National College Baseball Hall of Fame in 2011. As a collegiate basketball player, he was a two-time All-American and named the national player of the year by the Helms Foundation in 1952.*

## NCBWA Freshman All-America Team

- 2008 Jake Williams, Wofford (OF), 2nd
- 2008 Thomas Girdwood, Elon (RP), 2nd
- 2011 Daniel Aldrich, College of Charleston (OF), 1st
- 2011 Phillip Ervin, Samford (OF), 2nd
- 2012 Chase Griffin, Georgia Southern (C), 1st
- 2013 Carl Wise, College of Charleston (IF), 2nd
- 2014 Heath Quinn, Samford (OF), 1st
- 2014 Garrett Chapman, Georgia Southern (3B), 2nd
- 2015 Austin Edens, Samford (DH), 2nd
- 2017 Caleb Webster, UNCG (3B), 1st
- 2018 Le Bassett, Mercer (DH), 2nd
- 2018 RJ Yeager, Mercer (SS), 2nd
- 2018 Samuel Strickland, Samford (LHP), 1st
- 2018 Collin Davis, Wofford (OF), 2nd
- 2018 Ben Anderson, Furman (OF), 2nd
- 2019 Sonny DiChiara, Samford (1B), 2nd
- 2019 John Demspey, Wofford (3B), 2nd

## NCBWA National Player of the Week

- 2002 Ryan Schade, Western Carolina (SS), 2/19
- 2002 Matt Hamer, The Citadel (P), 3/12
- 2003 Matt Lauderdale, College of Charleston (C), 4/15
- 2005 Grant Rembert, Elon (OF), 2/8
- 2006 Chris Swauger, The Citadel (OF), 2/21
- 2006 Trey McDaniel, Western Carolina (1B), 3/28
- 2006 Case Cassidy, Furman (1B), 4/25
- 2008 Ty Wright, Georgia Southern (OF), 4/29
- 2008 Jeremie Tice, College of Charleston (3B), 5/20
- 2011 Saxon Butler, Samford (1B), 3/21
- 2011 Victor Roache, Georgia Southern (OF), 4/5
- 2012 Ryan Arrowood, Appalachian State (SP), 2/28
- 2012 Alex Swim, Elon (C), 4/3
- 2012 Henry Sisson, Davidson (SP), 4/17
- 2013 C.K. Irby, Samford (DH), 3/26
- 2014 Jeremy Null, Western Carolina (SP), 2/18
- 2015 James Reeves, The Citadel (SP), 4/7
- 2016 Andrew Wantz, UNCG (P), 4/5
- 2019 Micah Kaczor, ETSU (P), 5/12

## Perfect Game/Rawlings All-America Team

- 2018 Robert Broom, Mercer (RHP), 3rd
- 2018 Andrew Moritz, (OF), 3rd

## USA Today/Baseball Weekly All-America Team

- 2000 Chris Morris, The Citadel (OF), 1st

## CollegeBaseballInsider.com All-America Team

- 2003 Tom Mastny, Furman (P), 1st
- 2003 Lee Curtis, College of Charleston (2B), 2nd
- 2004 Jonathan Ellis (P), Citadel, 2nd
- 2004 Byron Barber, College of Charleston (OF), HM
- 2004 Brett Gardner, College of Charleston (OF), HM
- 2004 Ryan Johnson, College of Charleston (P), HM

## USA Today/Baseball Weekly Freshman All-America Team

- 2000 Ryan Gordon, UNCG (UT), 2nd

## Sporting News Coach of the Year

- 1990 Chal Port, The Citadel

## NCAA All-College World Series

- (Current schools only)
- 1990 Anthony Jenkins, The Citadel (OF)
- 1990 Jason Rychlik, The Citadel (OF)

## NCAA Regional MVP

- 1990 Atlantic Regional
- Anthony Jenkins, The Citadel (OF)
- 2006 Lexington Regional
- Alex Garabedian, College of Charleston (C)

## College Home Run Derby Champion

- 2011 Daniel Aldrich, College of Charleston, R-Fr., OF
- 2016 Hagen Owenby, ETSU, So., C

## College Home Run Derby Player of the Year

- 2016 Kyle Lewis, Mercer (OF)

## .400 CLUB

.477, Randy Ingle (APP), 1979  
 .474, Bill White (CIT), 1982  
 .462, Darron Healey (APP), 1988  
 .455, Caleb Moore (ETSU), 2004  
 .452, Joey Bergman (COFC), 2009  
 .450, Joey Moffitt (APP), 1978  
 .448, George Weicker (DAV), 1975  
 .448, Jay Heafner (DAV), 2005  
 .447, Brett Gardner (COFC), 2005  
 .446, Greg Weddle (VMI), 1986  
 .440, Matt Easterday (GSU), 2000  
 .438, Chris Shehan (GSU), 2008  
 .436, Greg Hill (MAR), 1983  
 .435, Kevin Bellomo (WCU), 1991  
 .432, Jimmy Powell (FUR), 1941  
 .432, Buzzy West (DAV), 1955  
 .430, Billy Masse (DAV), 1985  
 .430, Eddy Halleman (FUR), 1986  
 .429, Gordon Slade (DAV), 1968  
 .429, Tim Jones (CIT), 1985  
 .428, Chip Cook (MAR), 1985  
 .428, Grant Brittain (WCU), 1990  
 .428, Andrew Moritz (UNCG), 2018  
 .427, Randy Ingram (APP), 1978  
 .427, Jason Nixon (MAR), 1989  
 .426, Paul Popovich (WVU), 1960  
 .426, Benny Bienkowski (FUR), 1962  
 .426, Scott Waugh (APP), 1990  
 .425, Lee Glaze (CIT), 1986  
 .425, Clint Fairey (WCU), 1986  
 .425, Chris Behne (APP), 2000

.424, Phil Hubbard (VMI), 1982  
 .424, Alex Tolbert (WCU), 1996  
 .423, Keith Ebersole (WCU), 1977  
 .423, Robbie Peele (APP), 1981  
 .423, Keith LeClair (WCU), 1988  
 .423, Brett Spivey (COFC), 2002  
 .422, Sam Pickens (FUR), 1962  
 .422, Allen Griffin (DAV), 1982  
 .422, Isaac Harrow (APP), 2009  
 .421, Christian Wolfe (UNCG), 2013  
 .420, Mike Knox (CIT), 1982  
 .420, Bill Swails (CIT), 1989  
 .420, Brent Greer (WCU), 2009  
 .419, Billy Morris (DAV), 1956  
 .419, Phil Chewning (FUR), 1960  
 .419, Steve Meredith (ETSU), 1988  
 .419, Ross Heffley (WCU), 2011  
 .418, Tony Martin (ETSU), 1983  
 .418, Casey Jones (Elon), 2014  
 .417, Richard Wieters (CIT), 1976  
 .417, Allen Griffin (DAV), 1981  
 .416, Kim Arey (APP), 1981  
 .416, Ryan Gordon (UNCG), 2003  
 .415, Scott Musgrave (APP), 1996  
 .415, D.J. Wabick (COFC), 2005  
 .414, Terry Smith (FUR), 1982  
 .414, Griffin Benedict (GSU), 2009  
 .413, Buster Holland (CIT), 1969  
 .413, Matt Raleigh (WCU), 1991  
 .412, Byron Barber (COFC), 2004  
 .410, Alan Lewis (DAV), 1986

.410, Byron Barber (COFC), 2004  
 .410, Cory Harrilchak (Elon), 2008  
 .409, Robbie Morrison (MAR), 1986  
 .409, Lee Curtis (COFC), 2002  
 .407, Freddie Hailey (WCU), 1986  
 .407, James Payne (GSU), 2005  
 .406, Charles Thomas (WCU), 1999  
 .406, Lee Curtis (COFC), 2002  
 .405, Greg Johnson (WCU), 1983  
 .405, Clint Fairey (WCU), 1987  
 .404, Bill Marovic (WVU), 1964  
 .404, Wes Hobson (APP), 2010  
 .403, Dave Turgeon (DAV), 1987  
 .403, Anthony Jenkins (CIT), 1990  
 .402, Kip Hagwood (CIT), 1980  
 .402, Pat Irvine (Elon), 2009  
 .401, Willando Ficklin (GSU), 1992  
 .401, Jody Henson (WCU), 1995  
 .401, Jeremy Bruce (WCU), 1997  
 .401, Brandon Waring (WOF), 2007  
 .401, Reese Wade (FUR), 2008  
 .400, Tom Sams (APP), 1981  
 .400, Mel Kinsey (WCU), 1981  
 .400, Greg Dowling (GSU), 2005  
 .400, Chance Smith (CIT), 2005  
 .400, Andrew Moritz (UNCG), 2016

## INDIVIDUAL SEASON BATTING

### Games played

70, David Hyatt (WCU), 1985  
 67, Will Coker (CIT), 2004  
 67, Chris Ard (CIT), 2004  
 67, Chip Cannon (CIT), 2004  
 66, Jon Aughey (CIT), 2004  
 66, Garrick Haltiwanger (CIT), 1994  
 66, David Beckley (CIT), 1994  
 66, Jermaine Shuler (CIT), 1994  
 66, Josh Stackley (CIT), 2004  
 65, David Greene (CIT), 2010  
 65, Kyle Jordan (CIT), 2010  
 65, William Ladd (CIT), 2010  
 65, Justin Mackert (CIT), 2010

### At-bats

274, Jemel Spearman (GSU), 2002  
 274, Josh Stackley (CIT), 2004  
 273, Brett Gardner (COFC), 2005  
 273, Michael Burruss (GSU), 2011  
 272, Mason Davis (CIT), 2013  
 272, Chris Walker (GSU), 2002  
 271, Alex Swim (Elon), 2013  
 270, Cole Rakar (COFC), 2010  
 269, Chris Campbell (COFC), 2005  
 269, Nick Liles (WCU), 2008

### Runs scored

88, Joey Bergman (COFC), 2009  
 85, Brett Gardner (COFC), 2005  
 84, Oliver Marmol (COFC), 2007  
 84, Chris Shehan (GSU), 2008  
 83, Eric Johnson (WCU), 1999  
 82, Jeremy Bruce (WCU), 1997  
 81, Chris Morris (CIT), 2000  
 80, Jeremie Tice (COFC), 2008  
 79, Chris Walker (GSU), 2002  
 79, Cory Harrilchak (Elon), 2009

### Hits

122, Brett Gardner (COFC), 2005  
 108, D.J. Wabick (COFC), 2005  
 107, Matt Easterday (GSU), 2000  
 107, Byron Barber (COFC), 2004  
 104, Sonny Meade (CIT), 2009  
 102, Chris Campbell (COFC), 2005  
 102, Chris Campbell (COFC), 2007  
 102, Brent Greer (WCU), 2009  
 102, Cole Rakar (COFC), 2010  
 101, Keith LeClair (WCU), 1988  
 101, Kevin Bellomo (WCU), 1991

### Doubles

31, Caleb Moore (ETSU), 2004  
 30, David Rubinstein (APP), 2007  
 27, D.J. Wabick (COFC), 2005  
 27, Tyler White (WCU), 2013  
 27, Conor Clancey (WOF), 2015  
 26, Dustin Langley (GSU), 2000  
 26, Rod Goldston (WCU), 2003  
 26, Lee Curtis (COFC), 2003  
 26, Cole Rakar (COFC), 2010  
 26, Saxon Butler (SAM), 2011  
 25, Tyson Whitley (GSU), 1995  
 25, Alex Tolbert (WCU), 1996  
 25, Aaron Haigler (CIT), 1998  
 25, Andy Baxter (ETSU), 2001  
 25, Joey Bergman (COFC), 2009  
 25, Hunter Swilling (SAM), 2016

### Triples

11, Lee Curtis (COFC), 2003  
 10, Dave Cardwell (ETSU), 1979  
 10, Mike Johnson (UTC), 1981  
 10, Marcos Velazquez (ETSU), 1982  
 10, Chris Swauger (CIT), 2006  
 10, Andrew Moritz (UNCG), 2018  
 9, Lee Curtis (COFC), 2002  
 9, Brett Gardner (COFC), 2004  
 8, Don Herman (GWU), 1959  
 8, Bryan Snyder (ETSU), 1981  
 8, Chris Campbell (COFC), 2007  
 8, Chris Dove (Elon), 2007

## Home runs

30, Victor Roache (GSU), 2011  
 27, Brandon Waring (WOF), 2007  
 26, Tommy Peterman (GSU), 1996  
 26, Steve Harris (WCU), 1999  
 26, Michael Harrington (COFC), 2008  
 25, Clint Fairey (WCU), 1988  
 25, Matt Raleigh (WCU), 1992  
 25, Jeremie Tice (COFC), 2008  
 23, Chase Austin (Elon), 2009  
 23, Brandon Miller (SAM), 2012  
 23, Kel Johnson (MER), 2019

## Grand slams

3, John Piepenbrink (MAR), 1990  
 3, Dominic Franchini (FUR), 2002  
 3, Todd Buchanan (WCU), 2003  
 3, A.J. Wirnsberger (GSU), 2008  
 3, Isaac Harrow (APP), 2009  
 3, Victor Roache (GSU), 2011  
 3, Saxon Butler (SAM), 2011  
 3, Trey Truitt (MER), 2015

## Runs batted in

88, Matt Leeds (COFC), 2010  
 87, Chris Campbell (COFC), 2005  
 86, Philip Hartig (CIT), 2000  
 84, Chris Moore (WCU), 1999  
 84, Scott Henley (GSU), 2001  
 84, Kenny Smith (WCU), 2007  
 84, Victor Roache (GSU), 2011  
 83, Jody Pollock (GSU), 1999  
 83, Jeremie Tice (COFC), 2008  
 82, Tommy Peterman (GSU), 1996  
 82, Chris Campbell (COFC), 2007  
 82, Michael Harrington (COFC), 2008  
 82, Brandon Sizemore (COFC), 2008  
 82, Bennett Davis (ELON), 2008

## Total bases

192, Jeremie Tice (COFC), 2008  
 189, Brandon Waring (WOF), 2007  
 189, Kenny Smith (WCU), 2007  
 187, Tommy Peterman (GSU), 1996  
 187, Matt Easterday (GSU), 2000  
 187, Chris Shehan (GSU), 2008  
 179, Keith LeClair (WCU), 1988  
 179, Victor Roache (GSU), 2011  
 178, Chase Austin (Elon), 2009  
 175, Philip Hartig (CIT), 2000  
 175, Chris Campbell (COFC), 2007

## Slugging percentage

.897, Mike Nipper (ETSU), 1983  
 .865, Greg Weddle (VMI), 1985  
 .851, Brandon Waring (WOF), 2007  
 .838, Jeremie Tice (COFC), 2008  
 .835, Chris Shehan (GSU), 2008  
 .810, George Weicker (DAV), 1975  
 .804, Pete Camelo (APP), 1982  
 .789, Pat Irvine (Elon), 2009  
 .786, Dave Turgeon (DAV), 1987  
 .781, Ty Wright (GSU), 2008

## On-base percentage (since 2000)

.557, Chris Shehan (GSU), 2008  
 .551, Joey Bergman (CofC), 2009  
 .535, Kyle Lewis (MER), 2016  
 .533, Jay Heafner (DAV), 2005  
 .533, Pat Irvine (Elon), 2009  
 .531, Blake Murphy (WCU), 2008  
 .528, Griffin Benedict (GSU), 2009  
 .520, Chris McGuinness (CIT), 2009  
 .518, Brandon Waring (WOF), 2007  
 .515, Alan Beck (WCU), 2001

## Stolen bases

84, Chris Morris (CIT), 2000  
 52, Chris Morris (CIT), 1999  
 50, Antoine Moran (GSU), 1996  
 49, Terrence Smalls (CIT), 1998  
 48, Chris Walker (GSU), 2002  
 46, Tim Jones (CIT), 1985  
 46, Eric Johnson (WCU), 1999  
 46, Billy Colome (COFC), 1999  
 43, Shawn Payne (GSU), 2010  
 41, Chris Walker (GSU), 2001  
 41, Hunter Burton (FUR), 2014

## Strikeouts

84, Ryan Hatten (VMI), 2019  
 76, Drew Ellis (CIT), 2015  
 74, Justin Hilt (Elon), 2009  
 74, Jordan Fucci (SAM), 2019  
 73, Andrew Pope (DAV), 2014  
 73, Tripp Martin (SAM), 2014  
 73, Michael Diodato (VMI), 2017  
 72, Kel Johnson (MER), 2019  
 72, Angelo DiSpigna (MER), 2019  
 70, Chad Hayes (UNCG), 2001  
 70, Brad Felder (CIT), 2010

## Walks

71, Chip Cannon (CIT), 2004  
 66, Kyle Lewis (MER), 2016  
 65, Chris McGuinness (CIT), 2009  
 63, Dan McDonnell (CIT), 1992  
 62, Dan McDonnell (CIT), 1990  
 62, Chris Moore (WCU), 1998  
 61, Ricky Orton (UNCG), 2008  
 61, Rob Kral (CofC), 2011  
 59, Matt Raleigh (WCU), 1992  
 59, Sy Jones (GSU), 1995  
 59, Alex Tolbert (WCU), 1997

## Hit by pitch

32, Gary Morris (Elon), 2005  
 29, Graham Maiden (COFC), 2007  
 26, Byron Barber (COFC), 2004  
 26, Chris Barker (UNCG), 2010  
 25, Cameron Dullnig (WCU), 2010  
 25, Ryan Smoot (VMI), 2019  
 24, James Payne (GSU), 2003  
 24, Byron Barber (COFC), 2004  
 24, Griffin Benedict (GSU), 2009  
 23, Andrew Orzel (WOF), 2018

## Sacrifice hits

22, Jackson Ware (MER), 2017  
 21, Brett Gardner (COFC), 2004  
 20, Ben Morgan (GSU), 2011  
 18, Bobby Martin (UNCG), 2011  
 18, Alec Paradowski (WOF), 2013  
 17, Brett Gardner (COFC), 2005  
 17, Charlie Madden (MER), 2016  
 16, Adam Weaver (Elon), 2007  
 16, Brad Moss (SAM), 2011  
 15, Will Coker (CIT), 2004  
 15, Jess Easterling (COFC), 2004  
 15, Andrew Greene (FUR), 2005  
 15, Oliver Marmol (COFC), 2006  
 15, Eric Brindle (UNCG), 2011  
 15, Brad Moss (SAM), 2012  
 15, Hughston Armstrong (CIT), 2014  
 15, Kyle Dockus (MER), 2019

## Sacrifice flies

12, Tim Carrier (UNCG), 2008  
 11, Chris Campbell (COFC), 2006  
 11, Collin Woody (UNCG), 2016  
 10, Kirk Strebin (UNCG), 2003  
 9, Will Callaway (APP), 2013  
 9, Tavy Smalls (CIT), 2000  
 9, Chris Campbell (COFC), 2007  
 8, Tommy Peterman (GSU), 1996  
 8, Jess Easterling (COFC), 2004  
 8, Chris Price (Elon), 2006  
 8, Ryan Addison (Elon), 2006  
 8, Gregory Zage (DAV), 2006  
 8, Jordy Snyder (Elon), 2007  
 8, Ryan Adams (Elon), 2010  
 8, Stephen Notaro (WCU), 2011  
 8, Trevor Edwards (UNCG), 2013  
 8, Mason Davis (CIT), 2014  
 8, Bryson Bowman (WCU), 2017  
 8, Brett Rodriguez (WOF), 2018  
 8, Lawson Hill, (WOF), 2019

## Hitting streaks

29, Billy Colome (COFC), 1999  
 29, Mason Meredith (SAM), 2009  
 28, Garrick Haltiwanger (CIT), 1995-96  
 28, Matt Easterday (GSU), 2000  
 27, Phil King (FUR), 1964-65  
 27, Scott Lyman (WCU), 1992-93  
 27, Chris Ard (CIT), 2003  
 27, A.J. Davidiuk (FUR), 2004-05  
 27, Rand Smith (APP), 2009  
 27, Will Callaway (APP), 2013  
 27, Bryson Bowman (WCU), 2017

## 250-HIT CLUB

360, Philip Hartig (CIT), 1998-01  
 355, Chris Campbell (COFC), 2004-07  
 355, Sonny Meade (CIT), 2006-09  
 354, Ross Heffley (WCU), 2009-12  
 339, Eric Phillips (GSU), 2009-12  
 336, Barrett Shaft (WCU), 2005-08  
 326, Scott Henley (GSU), 1998-01  
 322, Nick Orvin (CIT), 2009-12  
 318, Wes Hobson (APP), 2007-10  
 314, Chris Swauger (CIT), 2005-08  
 312, Greg Dowling (GSU), 2003-06  
 311, Chris Moore (WCU), 1996-99  
 310, Bryan Altman (CIT), 2007-10  
 302, Matt Raleigh (WCU), 1989-92  
 297, Brett Gardner (COFC), 2002-05  
 296, Chris Ard (CIT), 2002-05  
 296, Alex Swim (Elon), 2010-13  
 295, Terrence Smalls (CIT), 1995-98  
 291, Bo Betchman (CIT), 1994-97  
 289, Phillip Coker (COFC), 2003-06  
 288, Derek Norman (FUR), 2001-04  
 287, Tyler White (WCU), 2010-13

286, Freddie Hailey (WCU), 1984-87  
 285, Alan Beck (WCU), 2000-03  
 284, Clint Fairey (WCU), 1986-89  
 283, Hector Crespo (APP), 2010-13  
 277, A.J. Wirnsberger (GSU), 2007-10  
 275, Griffin Benedict (GSU), 2006-09  
 272, Tim Frend (DAV), 1999-02  
 271, Todd Roper (WCU), 2001-04  
 271, Austin Edens (SAM), 2015-18  
 270, Mike Tidick (WCU), 1991-94  
 270, Bradley Strong (WCU), 2012-15  
 268, Tyler Zupcic (APP), 2010-12, 2014  
 266, Jon Aughey (CIT), 2002-05  
 265, Mac Doyle (WOF), 2009-12  
 264, Skip Nelloms (WCU), 1985-88  
 264, Brett Spivey (COFC), 2000-03  
 264, A.J. Davidiuk (FUR), 2003-06  
 264, Nick Liles (WCU), 2007-09  
 264, Aaron Attaway (WCU), 2011-14  
 264, T.J. Dixon (SAM), 2014-17  
 263, Mike Carson (WCU), 1984-87  
 263, Trey Truitt (MER), 2015-18

263, Caleb Webster (UNCG), 2017-20  
 262, Martin Barrow (WCU), 1995-98  
 262, Ryan Gordon (UNCG), 2000-04  
 262, Jordan Simpson (FUR), 2013-16  
 261, Rod Goldston (WCU), 2000-03  
 260, Shane Kirkley (WOF), 2005-08  
 260, Isaac Harrow (APP), 2006-09  
 260, Chris Ohmstede (FUR), 2012-15  
 260, Chris Cook (ETSU)  
 259, Cole Rakar (CofC), 2008-11  
 258, Chris Catanzaro (VMI), 1998-01  
 258, Matt Matulia (CIT), 2003-06  
 257, David Beckley (CIT), 1993-96  
 257, Josh Stackley (CIT), 2002-05  
 257, James Foster (WOF), 2009-12  
 256, Will Muzika (FUR), 2010-13  
 254, Chris Shehan (GSU), 2006-08  
 253, Aaron Maher (ETSU), 2015-18  
 252, Andrew Moritz (UNCG), 2016-18  
 251, Tyson Whitley (GSU), 1994-97  
 250, Jay Heafner (DAV), 2003-06

## INDIVIDUAL CAREER BATTING

### Games played

242, Matt Raleigh (WCU), 1989-92  
 240, Chris Campbell (CofC), 2004-07  
 239, Philip Hartig (CIT), 1998-01  
 239, Alex Swim (Elon), 2010-13  
 238, Terrence Smalls (CIT), 1995-98  
 238, Bryan Altman (CIT), 2007-10  
 237, Chris Swauger (CIT), 2005-08  
 236, David Beckley (CIT), 1993-96  
 236, Bo Betchman (CIT), 1994-97  
 236, Matt Matulia (CIT), 2003-06  
 236, Nick Orvin (CIT), 2009-12

### At-bats

1,005, Nick Orvin (CIT), 2009-12  
 999, Chris Campbell (CofC), 2004-07  
 983, Philip Hartig (CIT), 1998-01  
 974, Alex Swim (Elon), 2010-13  
 969, Bryan Altman (CIT), 2007-10  
 963, Sonny Meade (CIT), 2006-09  
 934, Chris Swauger (CIT), 2005-08  
 933, Ross Heffley (WCU), 2009-12  
 928, Barrett Shaft (WCU), 2005-08  
 927, Eric Phillips (GSU), 2009-12

### Runs scored

251, Matt Raleigh (WCU), 1989-92  
 240, Chris Moore (WCU), 1996-99  
 229, Philip Hartig (CIT), 1998-01  
 223, Wes Hobson (APP), 2007-10  
 222, Terrence Smalls (CIT), 1995-98  
 217, Nick Orvin (CIT), 2009-12  
 216, Freddie Hailey (WCU), 1984-87  
 216, Alan Beck (WCU), 2000-03  
 214, Brett Gardner (CofC), 2002-05  
 211, Chris Swauger (CIT), 2005-08

### Doubles

79, Chris Campbell (CofC), 2004-07  
 78, Wes Hobson (APP), 2007-10  
 75, Philip Hartig (CIT), 1998-01  
 71, Chris Catanzaro (VMI), 1998-01  
 71, Chris Swauger (CIT), 2005-08  
 70, Rod Goldston (WCU), 2000-03  
 70, Sonny Meade (CIT), 2006-09  
 68, Chris Moore (WCU), 1996-99  
 65, Isaac Harrow (APP), 2006-09  
 64, Bryan Altman (CIT), 2007-10  
 64, Tyler White (WCU), 2010-13

### Triples

23, Andrew Moritz (UNCG), 2016-18  
 20, Lee Curtis (CofC), 2002-03  
 19, Tony Martin (ETSU), 1980-83  
 18, Corey Overholtzer (UNCG), 2007-10  
 18, Bradley Strong (WCU), 2012-15  
 17, Konstantine Diamaduros (WOF), 2009-12  
 16, Ryan Gordon (UNCG), 2000-04  
 16, Brett Gardner (CofC), 2002-05  
 16, Chris Swauger (CIT), 2005-08  
 15, Martin Barrow (WCU), 1995-98  
 15, Mac Doyle (WOF), 2009-12  
 15, T.J. Dixon (SAM), 2014-17  
 15, Kody Ruedisili (WOF), 2014-17



*Western Carolina's Matt Raleigh (34) is the SoCon's career leader in games played (242), home runs (68) and runs scored (251). Raleigh played for the Cata-mounts from 1989-92.*

# INDIVIDUAL RECORDS



*The Citadel's Philip Hartig (1998-2001) finished his career as the SoCon's all-time hits leader with 360.*

## Home runs

- 68, Matt Raleigh (WCU), 1989-92
- 64, Philip Hartig (CIT), 1998-01
- 61, Clint Fairey (WCU), 1986-89
- 52, Austin Edens (SAM),
- 51, Mike Nipper (ETSU), 1981-83
- 51, Tommy Peterman (GSU), 1994-96
- 51, Alex Tolbert (WCU), 1994-97
- 50, Chris Moore (WCU), 1996-99
- 50, Scott Henley (GSU), 1998-01
- 50, Shane Kirkley (WOF), 2005-08
- 48, A.J. Wirnsberger (GSU), 2007-10

## Grand slams

- 5, Todd Buchanan (WCU), 2000-03
- 5, Victor Roache (GSU), 2010-12
- 4, Greg Dowling (GSU), 2003-06
- 4, Adam Martin (WCU), 2011-14
- 3, Billy Masse (DAV), 1985-87
- 3, John Piepenbrink (MAR), 1987-90
- 3, Tim Frend (DAV), 1999-02
- 3, Dominic Franchini (FUR), 2001-04
- 3, Chip Cannon (CIT), 2001-04
- 3, Isaac Harrow (APP), 2006-09
- 3, A.J. Wirnsberger (GSU), 2007-10
- 3, Saxon Butler (SAM), 2011-12
- 3, Phillip Ervin (SAM), 2011-13
- 3, Trey Truitt (MER), 2015-16
- 3, Dillon Stewart (UNCG), 2014, 16-17

## Total bases

- 655, Philip Hartig (CIT), 1998-01
- 580, Matt Raleigh (WCU), 1989-92
- 566, Chris Campbell (CofC), 2004-07
- 545, Chris Moore (WCU), 1996-99
- 539, Scott Henley (GSU), 1998-01
- 532, Ross Heffley (WCU), 2009-12
- 531, Chris Swauger (CIT), 2005-08
- 504, Wes Hobson (APP), 2007-10
- 490, A.J. Wirnsberger (GSU), 2007-10
- 488, Alan Beck (WCU), 2000-03

## Runs batted in

- 290, Philip Hartig (CIT), 1998-01
- 290, Chris Campbell (CofC), 2004-07
- 254, Chris Moore (WCU), 1996-99
- 239, Matt Raleigh (WCU), 1989-92
- 236, Scott Henley (GSU), 1998-01
- 222, Alan Beck (WCU), 2000-03
- 222, Ross Heffley (WCU), 2009-12
- 218, A.J. Wirnsberger (GSU), 2007-10
- 212, Skip Nelloms (WCU), 1985-88
- 207, Sonny Meade (CIT), 2006-09

## Batting average (minimum 250 AB)

- .433, Bill White (CIT), 1980-82
- .406, Andrew Moritz (UNCG), 2016-18
- .404, Randy Ingle (APP), 1977-79
- .404, Lee Curtis (CofC), 2002-03
- .403, Keith Ebersole (WCU), 1977-78
- .390, Robie Peele (APP), 1981-83
- .388, Greg Hill (MAR), 1980-83
- .388, Clint Fairey (WCU), 1986-89
- .388, Joey Bergman (CofC), 2007-10
- .383, Billy Masse (DAV), 1985-87
- .383, Byron Barber (CofC), 2004-05

## Slugging percentage

- .742, Lee Curtis (CofC), 2002-03
- .726, Todd Greene (GSU), 1992-93
- .710, Billy Masse (DAV), 1985-87
- .704, Kyle Lewis (MER), 2015-16
- .693, Matt Raleigh (WCU), 1989-92
- .690, Tony Welborn (APP), 1983-86
- .682, Brandon Waring (WOF), 2005-07
- .680, Ed Dubiel (APP), 1986-87
- .667, Philip Hartig (CIT), 1998-01
- .665, Matt Leeds (CofC), 2008, 10-11

## Stolen bases

- 147, Chris Morris (CIT), 1998-00
- 115, Terrence Smalls (CIT), 1995-98
- 106, Antoine Moran (GSU), 1994-97
- 103, David Beckley (CIT), 1993-96
- 103, Chris Walker (GSU), 1999-02
- 101, Hector, Crespo (APP), 2010-13
- 100, David Groseclose (VMI), 1992-95
- 99, Dan McDonnell (CIT), 1989-92
- 96, Jody Wade (FUR), 1996-99
- 96, Brett Gardner (CofC), 2002-05

## Strikeouts

- 246, Kyle Jordan (CIT), 2007-10
- 239, Trey Truitt (MER), 2015-18
- 214, Jason Randall (CIT), 2000-03
- 208, Andrew Barna (DAV), 2010-13
- 195, Jon Aughey (CIT), 2002-05
- 193, David Beckley (CIT), 1993-96
- 190, Mac Doyle (WOF), 2009-12
- 186, Brett Anderson (CofC), 2002-05
- 185, Jeremiah Parvin (DAV), 1998-01
- 183, Matt Johns (WCU), 2008-11

## Walks

- 185, Dan McDonnell (CIT), 1989-92
- 174, Bo Betchman (CIT), 1994-97
- 156, Chip Cannon (CIT), 2001-04
- 149, Sy Jones (GSU), 1993-96
- 147, Alec Paradowski (WOF), 2013-16
- 144, Chris Moore (WCU), 1996-99
- 144, Blake Murphy (WCU), 2005-08
- 142, Alan Beck (WCU), 2000-03
- 140, Chris Swauger (CIT), 2005-08
- 138, Brendan Gilligan (GSU), 2000-03

## Hit by pitch

- 62, J.R. Revere (GSU), 1999-02
- 56, James Payne (GSU), 2002-05
- 54, Oliver Marmol (CofC), 2005-07
- 53, Griffin Benedict (GSU), 2006-09
- 53, Drew DeKerlegand (CIT), 2011-14
- 52, Neal Pritchard (Elon), 2008-11
- 51, Daryl Byrd (CIT), 1999-01
- 51, Brett Anderson (CofC), 2002-05
- 50, Carlos Love (GSU), 2000-03
- 49, Keith Munns (WOF), 2005-08

## Sacrifice hits

- 53, Brett Gardner (CofC), 2002-05
- 51, Jackson Ware (MER), 2015-18
- 50, Brad Moss (SAM), 2009-12
- 44, Kyle Jordan (CIT), 2007-10
- 42, Ben Morgan (GSU), 2011-14
- 38, Jess Easterling (CofC), 2004-06
- 38, Andrew Greene (FUR), 2003-06
- 38, Oliver Marmol (CofC), 2005-07
- 37, Ben Morgan (GSU), 2011-13
- 36, Brian Pierce (GSU), 2006-09
- 36, Charlie Madden (MER), 2015-17

## Sacrifice flies

- 28, Chris Campbell (CofC), 2004-07
- 22, Sonny Meade (CIT), 2006-09
- 21, Brandon Burns (GSU), 2001-04
- 20, Chris Price (Elon), 2004-06
- 19, Alex Swim (Elon), 2010-13
- 18, Jacob Hoyle (WCU), 2012-15
- 17, Isaac Harrow (APP), 2006-09
- 17, Ray Quinones (UNCG), 2008-11
- 17, Neal Pritchard (Elon), 2008-11
- 17, Eric Phillips (GSU), 2009-12
- 17, Konstantine Diamaduros (WOF), 2009-12
- 17, Trevor Edwards (UNCG), 2009, 2011-13
- 17, Will Callaway (APP), 2011-13
- 17, Jacob Hoyle (WCU), 2012-14
- 17, Collin Woody (UNCG), 2015-16

## INDIVIDUAL SEASON PITCHING

### 10-WIN CLUB

15, Julio Ayala (GSU), 1996  
 12, Mike Cherry (CIT), 1983  
 12, Pete Hardee (APP), 1984  
 12, Scott Gay (WCU), 1985  
 12, Will Ertel (FUR), 1991  
 12, Jason Beverlin (WCU), 1993  
 12, Matt Baber (ETSU), 1999  
 12, David Ray (GSU), 2000  
 12, Scooter Michael (UNCG), 2002  
 12, Ryan Johnson (COFC), 2004  
 12, Jonathan Ellis (CIT), 2004  
 12, Asher Wojciechowski (CIT), 2010  
 12, Josh Martin (SAM), 2012  
 11, Moe Bauer (WF), 1950  
 11, Joe Graves (ETSU), 1981  
 11, Greg Wilcox (DAV), 1988  
 11, Jack Kimel (WCU), 1990  
 11, Phillip Grundy (WCU), 1991  
 11, Jason Beverlin (WCU), 1994  
 11, William Rushing (GSU), 1995  
 11, Chris Pollard (DAV), 1995  
 11, Mark DiFelice (WCU), 1998  
 11, Ron Colvard (CIT), 2000  
 11, Ian Ostlund (VMI), 2000  
 11, Brett Lewis (GSU), 2002  
 11, George Lehr (WOF), 2002  
 11, Ryan Johnson (COFC), 2002  
 11, Tom Mastny (FUR), 2003  
 11, Jarrett Santos (UNCG), 2003  
 11, Nick Chigges (COFC), 2006  
 11, Nick Chigges (COFC), 2007  
 11, Ben Austin (WOF), 2007  
 11, Chris Mederos (GSU), 2009  
 11, Ryan Arrowood (APP), 2012  
 11, Alex Ledford (GSU), 2014  
 10, Jim Heise (WVU), 1955  
 10, John Katona (FUR), 1971  
 10, Doug Pounder (CIT), 1971  
 10, Mickey Britt (ECU), 1976  
 10, Jerry Reed (WCU), 1977  
 10, Jeff Andrews (ETSU), 1981  
 10, Scott Gay (WCU), 1984  
 10, Keith Smith (WCU), 1986  
 10, Ken Britt (CIT), 1990  
 10, Jack Kimel (WCU), 1992  
 10, Britt Reames (CIT), 1995  
 10, Mark DiFelice (WCU), 1997  
 10, Rodney Hancock (CIT), 1999  
 10, Matt Baber (ETSU), 2000  
 10, Derrick Hawk (WCU), 2003  
 10, Jeremy Hall (ETSU), 2005  
 10, Matt Chastain (Elon), 2006  
 10, Patrick Curran (UNCG), 2006  
 10, Everett Teaford (GSU), 2006  
 10, Garrett Sherrill (APP), 2007  
 10, Steven Hensley (Elon), 2008  
 10, Jimmy Reyes (Elon), 2010  
 10, Matt Pegler (CoC), 2012  
 10, Charles Basford (SAM), 2012  
 10, Matthew Milburn (WOF), 2015  
 10, Will Gaddis (FUR), 2016  
 10, Matt Frisbee (UNCG), 2018  
 10, Robert Broom (MER), 2018  
 10, Hayes Heinecke (WOF), 2019

### 100-STRIKEOUT CLUB

172, William Rushing (GSU), 1995  
 159, Brian Wiley (CIT), 1998  
 159, Brian Rogers (CIT), 1998  
 155, Asher Wojciechowski (CIT), 2010  
 154, Jason Beverlin (WCU), 1994  
 150, Brian Wiley (CIT), 1999  
 143, Julio Ayala (GSU), 1996  
 142, JP Sears (CIT), 2017  
 137, Adam Scott (WOF), 2018  
 135, Britt Reames (CIT), 1994  
 135, Chris Mason (UNCG), 2005  
 132, Mike Cherry (CIT), 1983  
 132, Zak Kent (VMI), 2019  
 131, Jonathan Ellis (CIT), 2004  
 127, Dick Almes (CIT), 1959  
 124, Clark Maxwell (WCU), 1995  
 124, Austin Cox (MER), 2018  
 123, John Radosevich (WVU), 1964  
 123, Britt Reames (CIT), 1995  
 123, Rodney Hancock (CIT), 1999  
 122, Brett Lewis (GSU), 1999  
 122, Brett Lewis (GSU), 2002  
 122, Everett Teaford (GSU), 2006  
 120, John Radosevich (WVU), 1965  
 120, Justin Hess (GSU), 2013  
 119, Paul Chuma (WVU), 1959  
 118, Scott Gay (WCU), 1985  
 118, Dennis Dove (GSU), 2003  
 118, Everett Teaford (GSU), 2005  
 116, Matt Frisbee (UNCG), 2018  
 115, David Ray (GSU), 2000  
 115, Chris Beck (GSU), 2012  
 115, James Reeves (CIT), 2015  
 114, Luke Leftwich (WOF), 2015  
 114, Chase Walter (WCU), 2019  
 113, Smitty Holland (CIT), 1966  
 113, William Rushing (GSU), 1994  
 113, Ryan Gordon (UNCG), 2000  
 113, Everett Teaford (GSU), 2004  
 113, Chris Mederos (GSU), 2009  
 112, Nick Chigges (COFC), 2007  
 112, Josh Winder (VMI), 2017  
 111, Jim Heise (WVU), 1955

111, David Ray (GSU), 2000  
 111, Robert Broom (MER), 2018  
 110, Hank Bunnell (GWU), 1970  
 110, Mark DiFelice (WCU), 1998  
 109, John Katona (FUR), 1971  
 109, Jeff Keppen (GSU), 1997  
 109, Chris Beck (GSU), 2011  
 109, Jeremy Null (WCU), 2013  
 108, Bryan Sammons (WCU), 2017  
 108, Adam Scott (WOF), 2017  
 107, Reid Casey (ETSU), 2001  
 107, Steven Hensley (Elon), 2007  
 107, Brandon Yarusi (WOF), 2012  
 107, Jimmy Nesselts (ETSU), 2015  
 106, Percy Sensabaugh (VMI), 1964  
 106, Tim Barr (DAV), 1977  
 106, Mike Cherry (CIT), 1982  
 106, Jason Beverlin (WCU), 1993  
 106, Jarrett Santos (UNCG), 2003  
 106, Tom Mastny (FUR), 2003  
 105, Jerry Meadows (WVU), 1967  
 105, Hal Baird (ECU), 1971  
 104, Gettys Glaze (CIT), 1992  
 104, Ryan Cummings (GSU), 1997  
 104, Matt Baber (ETSU), 2000  
 103, Tom Masteny (FUR), 2003  
 103, John Carroll (GSU), 2003  
 103, Matthew Milburn (WOF), 2016  
 102, Clark Maxwell (WCU), 1997  
 102, Jared Burton (WCU), 2002  
 102, Jesse Morris (WOF), 2013  
 101, Clark Maxwell (WCU), 1996  
 101, Taft Cable (UNCG), 2000  
 101, Graham Godfrey (COFC), 2006  
 101, Jimmy Reyes (Elon), 2009  
 100, Matt Spade (MAR), 1994  
 100, Nick Chigges (COFC), 2006  
 100, Brendan Nail (WCU), 2017  
 100, Taylor Purus (WCU), 2018

#### Innings pitched

160.0, William Rushing (GSU), 1995  
 152.0, Julio Ayala (GSU), 1996  
 136.1, Jonathan Ellis (CIT), 2004  
 133.2, Matt Baber (ETSU), 2000  
 132.1, Will Ertel (FUR), 1991  
 126.1, Brett Lewis (GSU), 2002  
 125.2, Asher Wojciechowski (CIT), 2010  
 125.0, Ryan Basner (WCU), 2003  
 124.1, Jason Beverlin (WCU), 1994  
 124.0, Tom Mastny (FUR), 2003

#### Appearances

48, Zach Sherrill (CIT), 2013  
 47, Jason Richman (GSU), 2014  
 42, Todd Lee (GSU), 1997  
 41, Jarrett Santos (UNCG), 2003  
 41, Zach Lavery (CIT), 2015  
 41, Conard Broom (MER), 2016  
 40, Mike Manning (WCU), 1994  
 40, Ted Toler (UNCG), 2001  
 40, David Rivera (CIT), 2013  
 40, Matt McCall (GSU), 2014

#### Starts

22, Julio Ayala (GSU), 1996  
 20, William Rushing (GSU), 1995  
 19, Matt Baber (ETSU), 2000  
 19, Austin Redwine (WOF), 2007  
 19, Chris Beck (GSU), 2011  
 18, Clint Sauls (GSU), 1998  
 18, Everett Hancock (UNCG), 2000  
 18, Corey Ethridge (FUR), 2000  
 18, Brett Lewis (GSU), 2000  
 18, Everett Hancock (UNCG), 2001  
 18, Tom Mastny (FUR), 2002  
 18, Ryan Basner (WCU), 2003  
 18, Jonathan Ellis (CIT), 2004  
 18, Jeremy Hall (ETSU), 2005  
 18, Austin Redwine (WOF), 2006  
 18, Ben Austin (WOF), 2007  
 18, Bryan Sammons (WCU), 2016

# INDIVIDUAL RECORDS



## Losses

- 13, Taylor Purus (WCU), 2018
- 12, Ben Hager (APP), 2000
- 11, Danny Clark (ETSU), 1990
- 11, Duke Acors (VMI), 2002
- 11, Nick Peterson (APP), 2003
- 10, Richard Godsey (FUR), 1966
- 10, Chris Johnson (ETSU), 1985
- 10, Heath Doyle (ETSU), 1998
- 10, Kyle Hadden (WOF), 2000
- 10, George Lehr (WOF), 2000
- 10, Phil Hendrix (VMI), 2002
- 10, Kyle Shiplett (APP), 2002
- 10, Jarrod Rampey (WOF), 2003
- 10, Jonathan Reeder (APP), 2005
- 10, Rob Wilson (DAV), 2007
- 10, Warren Slack (UNCG), 2010
- 10, Adam Jewell (VMI), 2019

## Earned run average (min. 30 IP)

- 0.45, Denny Taylor (WVU), 1968
- 0.56, Ron Hastings (ECU), 1970
- 0.60, Mike Sullivan (MAR), 1980
- 0.65, Vaughn Kovach (WVU), 1966
- 0.67, Percy Sensabaugh (VMI), 1964
- 0.69, Roger Hatcher (UR), 1973
- 0.83, Terry Deavers (FUR), 1969
- 0.85, Marshall Dellinger (ECU), 1967
- 0.85, Dan Kyslinger (WCU), 1992
- 0.87, Richardson (W&M), 1971

## Complete games

- 11, Howard Bryan (DAV), 1966
- 11, Rick Pipan (DAV), 1971
- 11, Will Ertel (FUR), 1991
- 11, Chris Pollard (DAV), 1995
- 11, Matt Baber (ETSU), 1999
- 10, Blair Thomas (VMI), 1951
- 10, John Katona (FUR), 1970
- 10, John Katona (FUR), 1971
- 10, Joel Tew (DAV), 1975
- 10, Tim Barr (DAV), 1977
- 10, Jonathan Coulombe (DAV), 1997

## Walks

- 81, Kyle Hadden (WOF), 2000
- 71, Brian Chapman (APP), 2002
- 69, Ray Yeoman (CIT), 1972
- 69, Kirk Burnett (FUR), 1985
- 66, William Rushing (GSU), 1995
- 65, Scott Weaver (DAV), 1985
- 65, Jamie Furr (CIT), 1988
- 65, George Lehr (WOF), 2000
- 64, Tim Purcell (DAV), 1978
- 64, Travis Trammell (WOF), 2000

## Shutouts

- 5, Gettys Glaze (CIT), 1992
- 4, Frank Griffith (UR), 1962
- 4, Dick Balderson (UR), 1967
- 4, Jim Raynor (ECU), 1967
- 4, Ron Hastings (ECU), 1969
- 4, Mike Pendleton (CIT), 1978
- 4, Frank Galloway (CIT), 1979
- 4, Jeff Andrews (ETSU), 1980
- 4, Jeff Montgomery (MAR), 1981

## Saves

- 17, Paul Thornton (GSU), 1993
- 17, Thomas Girdwood (Elon), 2009
- 16, Nathan Hyatt (APP), 2012
- 15, Brett Harker (COFC), 2005
- 15, Josh McLaughlin (COFC), 2006
- 15, Link Saunders (CIT), 2006
- 15, Andrew Jones (SAM), 2011
- 15, Skylar Hunter (CIT), 2014
- 15, Will Stillman (WOF), 2015
- 14, Mike Manning (WCU), 1994
- 14, Preston Hatcher (WCU), 2013
- 14, Andres Gracia (SAM), 2014

## Strikeouts per 9 innings

- 15.0, John Radosevich (WVU), 1963
- 14.9, Tod Lee (GSU), 1996
- 14.7, Paul Chuma (WVU), 1959
- 14.2, Percy Sensabaugh (VMI), 1964
- 14.1, Smitty Holland (CIT), 1966
- 14.1, Buster Holland (CIT), 1966
- 14.1, Brian Wiley (CIT), 1998
- 14.0, John Radosevich (WVU), 1965
- 13.8, Tod Lee (GSU), 1995
- 13.8, Tod Lee (GSU), 1997

## Hit batters

- 27, Scott Musgrave (APP), 1995
- 27, Travis Trammell (WOF), 2000
- 23, George Lehr (WOF), 2000
- 22, David Peterson (COFC), 2010
- 20, Jamie McDonald (DAV), 2000
- 19, Austin Redwine (WOF), 2007
- 19, Mike Tavernier (WCU), 2009
- 19, David Peterson (CofC), 2011
- 17, Corey Ethridge (FUR), 2000
- 17, Thomas Middour (DAV), 2009
- 17, Josh Renfro (CofC), 2012
- 17, Max Povse (UNCG), 2013
- 17, Tyler Moore (APP), 2014

## Opposing batting average (since 2000)

- .157, Randy Corn (CIT), 2002
- .178, Tom Mastny (FUR), 2003
- .170, Robert Broom (MER), 2018
- .181, Chad Sykes (UNCG), 2019
- .195, Robert Broom (MER), 2017
- .198, Scott Tolbert (GSU), 2003
- .199, Andrew Wantz (UNCG), 2016
- .203, Danny Mooney (DAV), 2014
- .204, JP Sears (CIT), 2017
- .205, Nick Chiggas (CofC), 2006

## INDIVIDUAL GAME PITCHING

### Strikeouts

- 22 John Radosevich (WVU)  
vs. Waynesburg, 4/16/64
- 20 Hal Baird (ECU)  
vs. George Washington, 1970
- 20 Rodney Hancock (CIT)  
vs. Furman, 5/19/99
- 20 JP Sears (CIT)  
vs. VMI, 3/24/17
- 19 Mike Cherry (CIT)  
vs. Augusta, 3/12/83
- 19 JP Sears (CIT)  
at VMI, 3/25/16




Photo courtesy WVU Athletic Communications  
West Virginia's John Radosevich struck out 22 batters against Waynesburg, a single-game league record that has stood since April 16, 1964.



Georgia Southern's William Rushing struck out a conference-record 172 batters in 1995.

## INDIVIDUAL CAREER PITCHING

### Wins

36, Brett Lewis (GSU), 1999-02  
 34, Mark DiFelice (WCU), 1995-98  
 33, Jack Kimel (WCU), 1989-92  
 32, Scooter Michael (UNCG), 2001-04  
 31, Nick Chigges (CofC), 2004-07  
 30, Mike Montei (CIT), 1984-87  
 30, Clark Maxwell (WCU), 1994-97  
 29, John Katona (FUR), 1969-72  
 29, Mike Pendleton (CIT), 1978-81  
 28, Tom Mastny (FUR), 2000-03  
 28, Ryan Arrowood (APP), 2009-12

### Appearances

140, Zach Sherrill (CIT), 2012-15  
 136, Mike Frongello (DAV), 2008-11  
 135, Raymond Copenhaver (CIT), 2007-10  
 130, Ted Toler (UNCG), 1998-01  
 121, Ryan Foster (WCU), 2000-03  
 118, Rob Purvis (FUR), 1999-02  
 117, Nick Spear (MER), 2016-19  
 115, Ross White (CIT), 2012-15  
 112, Tom Martin (CIT), 1995-98  
 112, George Lehr (WOF), 1999-02

### Starts

71, Brett Lewis (GSU), 1999-02  
 60, Reid Casey (ETSU), 1999-02  
 59, Wes Wrenn (CIT), 2006-09  
 59, Jordan Smith (WCU), 2011-14  
 58, Corey Etheridge (FUR), 1999-02  
 58, Tom Mastny (FUR), 2000-03  
 57, Austin Redwine (WOF), 2004-07  
 57, Bryan Sammons (WCU), 2014-17  
 56, Scooter Michael (UNCG), 2001-04  
 56, Matt Andress (APP), 2007-10  
 56, Matt Crim (CIT), 2006-09

### Innings pitched

480.2, Brett Lewis (GSU), 1999-02  
 410.2, Reid Casey (ETSU), 1999-02  
 405.0, Tom Mastny (FUR), 2000-03  
 391.1, Clint Sauls (GSU), 1995-98  
 391.0, Wes Wrenn (CIT), 2006-09  
 374.2, Jordan Smith (WCU), 2011-14  
 368.1, Scooter Michael (UNCG), 2001-04  
 364.2, Adam Scott (WOF), 2018  
 363.2, Clark Maxwell (WCU), 1994-97  
 356.2, George Lehr (WOF), 1999-02  
 354.2, Austin Redwine (WOF), 2004-07

### Losses

29, Reid Casey (ETSU), 1999-02  
 27, Danny Clark (ETSU), 1989-92  
 27, Wes Self (DAV), 1998-01  
 26, Kirk Burnett (FUR), 1984-87  
 26, George Lehr (WOF), 1999-02  
 25, Jonathan Coulombe (DAV), 1994-97  
 25, Jamie McDonald (DAV), 1997-00  
 25, Corey Etheridge (FUR), 1999-02  
 24, Charles Braswell, 1991-94  
 24, Scott Clark (APP), 2003-05  
 24, Austin Redwine (WOF), 2004-07  
 24, Rob Wilson (DAV), 2004-07

### Earned run average (min. 100 IP)

1.33, Dennis Burke (ECU), 1966-68  
 1.37, Ray Yeoman (CIT), 1971-72  
 1.58, Dick Balderson (UR), 1966-68  
 1.58, Josh McLaughlin (CofC), 2005-06  
 1.65, John Katona (FUR), 1969-72  
 1.69, Tom Shafer (WVU), 1960-62  
 1.70, Ron Hastings (ECU), 1968-71  
 1.72, Steve Arrington (CIT), 1970-73

1.73, Jerry Meadows (WVU), 1965-67  
 1.77, Randy Corn (CIT), 1999-02

### Complete games

30, John Katona (FUR), 1969-72  
 27, Dick Balderson (UR), 1966-68  
 24, Mark Airaghi (VMI), 1980-83  
 23, Jeff Barkley (CIT), 1979-82  
 22, Mike Pendleton (CIT), 1978-81  
 21, John Radosevich (WVU), 1963-65  
 21, Kirk Burnett (FUR), 1984-87  
 20, Doug Pounder (CIT), 1968-71  
 20, Jeff Andrews (ETSU), 1979-81  
 20, Steve Condon (DAV), 1984-87  
 20, Matt Baber (ETSU), 1999-00

### Strikeouts

431, Brian Wiley (CIT), 1996-99  
 429, Brett Lewis (GSU), 1999-02  
 389, Adam Scott (WOF), 2015-18  
 374, Clark Maxwell (WCU), 1994-97  
 353, Everett Teaford (GSU), 2004-06  
 339, John Radosevich (WVU), 1963-65  
 332, Nick Chigges (CofC), 2004-07  
 325, Bryan Sammons (WCU), 2014-17  
 323, Reid Casey (ETSU), 1999-02  
 322, Brian Rogers (CIT), 1996-98

### Strikeouts per 9 innings

14.2, Tod Lee (GSU), 1995-97  
 14.1, John Radosevich (WVU), 1963-65  
 12.98, Will Stillman (WOF), 2013-16  
 12.80, Robert Broom (MER), 2016-18  
 12.6, Randy Corn (CIT), 1999-02  
 12.08, Lex Rutledge (SAM), 2010-12  
 11.72, Austin Cox (MER), 2016-18  
 11.60, Nick Spear (MER), 2016-19  
 11.33, Christian Vann (MER), 2017-18  
 11.28, JP Sears (CIT), 2015-17

### Walks

194, Brian Wiley (CIT), 1996-99  
 194, Reid Casey (ETSU), 1999-02  
 192, Bryan Sammons (WCU), 2014-17  
 174, Brett Lewis (GSU), 1999-02  
 172, George Lehr (WOF), 1999-02  
 166, Kevin Simmons (APP), 1983-86  
 164, Kirk Burnett (FUR), 1984-87  
 163, Scott Weaver (DAV), 1983-86  
 163, Jamie Furr (CIT), 1986-89  
 155, Corey Etheridge (FUR), 1999-02

### Shutouts

9, Ron Hastings (ECU), 1968-71  
 9, Donald Morillo (CIT), 1992-95  
 7, Dick Balderson (UR), 1966-68  
 7, John Katona (FUR), 1969-72  
 7, Mike Pendleton (CIT), 1978-81  
 7, Jeff Andrews (ETSU), 1979-81  
 6, Dennis Burke (ECU), 1966-68  
 6, Doug Pounder (CIT), 1968-71  
 6, David Farmer (APP), 1976-78  
 6, Frank Galloway (CIT), 1976-79  
 6, Steve Basch (CIT), 1990-93  
 6, Scooter Michael (UNCG), 2001-04

### Saves

41, Skylar Hunter (CIT), 2013-15  
 37, Thomas Girdwood (Elon), 2008-11  
 29, Hank Kraft (CIT), 1989-92  
 29, Tod Lee (GSU), 1995-97  
 29, Eric Eck (WOF), 2011-14  
 29, Brett Harker (CofC), 2003-05  
 28, Will Stillman (WOF), 2013-16



*The Citadel's Skylar Hunter set a league record with 41 saves in his three-year career (2013-15).*

27, Andres Gracia (SAM), 2012-15  
 26, Donald Morillo (CIT), 1992-95  
 26, Link Saunders (CIT), 2003, 2005-07  
 25, Randy Corn (CIT), 1999-02  
 25, Jay Heafner (DAV), 2003-06  
 24, Preston Hatcher (WCU), 2010-13  
 22, Tom Martin (CIT), 1995-98  
 22, Ryan Foster (WCU), 2000-03  
 22, Tyler Powell (WCU), 2012-15  
 22, Nick Spear (MER), 2016-19  
 22, Chad Sykes (UNCG), 2015-17, 19

### Relief appearances

139, Zach Sherrill (CIT), 2012-15  
 136, Mike Frongello (DAV), 2008-11  
 135, Raymond Copenhaver (CIT), 2007-10  
 129, Ted Toler (UNCG), 1998-01  
 120, Ryan Foster (WCU), 2000-03  
 118, Rob Purvis (FUR), 1999-02  
 116, Nick Spear (MER), 2016-19  
 114, Ross White (CIT), 2012-15  
 112, Tom Martin (CIT), 1995-98  
 109, Tod Lee (GSU), 1995-97

### Hit batters

56, George Lehr (WOF), 1999-02  
 49, Reid Casey (ETSU), 1999-02  
 49, Tom Mastny (FUR), 2000-03  
 45, Andy Cater (DAV), 2002-05  
 43, Austin Redwine (WOF), 2004-07  
 42, Jamie McDonald (DAV), 1997-00  
 42, Dylan Spence (CIT), 2016-19  
 40, Tate Osterman (WOF), 1999-02  
 40, Kyle Webb (Elon), 2010-13  
 39, Corey Etheridge (FUR), 1999-02  
 39, Chris Pollard (DAV), 1993-96  
 39, Tom Mastny (FUR), 1999-02

## TEAM GAME BATTING

### At bats

78, WCU vs. Elon, 5-25-11 (20 inn.)  
76, WOF vs. Elon, 5-1-09 (18 inn.)  
70, FUR vs. WCU, 5-13-11 (16 inn.)  
68, Elon vs. WCU, 5-25-11 (20 inn.)  
68, SAM vs. Elon, 3-31-12 (18 inn.)  
64, GSU vs. Clemson, 4-21-96 (18 inn.)  
64, Elon vs. SAM, 3-31-12 (18 inn.)  
63, Elon vs. WOF, 5-1-09 (18 inn.)  
62, WCU at FUR, 4-25-09  
61, CofC vs. GSU, 4-3-09

### Hits

34, CIT vs. Winthrop, 3-14-17  
32, CIT vs. DAV, 4-5-82  
30, MAR vs. Morehead State, 3-22-90  
30, WCU vs. FUR, 1993  
30, CofC vs. FUR, 3-30-09  
30, WCU vs. Eastern Kentucky, 4-8-09  
30, SAM at Alabama A&M, 4-25-17  
29, DAV vs. ETSU, 5-12-05  
29, APP vs. Elon, 5-1-08  
28, CofC vs. George Mason, 2-25-07  
28, CofC vs. George Mason, 2-23-08  
28, FUR vs. Gardner-Webb, 5-3-17  
28, MER vs. Holy Cross, 3-5-18

### Hits, inning

14, GSU vs. New Jersey Tech, 2-16-07  
12, WCU vs. FUR, 1991  
11, ETSU at Eastern Kentucky, 4-20-16  
10, WOF vs. IPFW, 2-17-07  
10, WCU vs. Hartford, 3-16-08  
10, Elon vs. WOF, 5-21-08  
10, GSU at Georgia, 2-16-14  
10, WCU vs. APP, 5-3-14  
10, FUR vs. Michigan State, 3-14-15  
10, SAM at ETSU, 4-17-15

### Runs

35, MAR vs. Morehead State, 3-22-90  
34, GSU vs. New Jersey Tech, 2-16-07  
34, CIT vs. Winthrop, 3-14-17  
33, MER vs. Holy Cross, 3-5-18  
32, WCU vs. Hartford, 3-16-08  
31, CofC at DAV, 3-21-08  
31, SAM at Alabama A&M, 4-25-17  
30, CofC vs. Quinnipiac, 3-10-09  
29, WCU vs. MAR, 1992  
29, GSU vs. Florida A&M, 3-22-00  
29, Elon vs. APP, 5-20-05  
29, DAV vs. Mount St. Mary's, 2-28-10

### Runs, inning

17, DAV vs. Mount St. Mary's, 2-28-10  
16, GSU vs. New Jersey Tech, 2-16-07  
15, Elon vs. WOF, 5-21-08  
15, WCU vs. Holy Cross (G1), 3-7-15  
14, FUR vs. WCU, 3-25-00  
14, DAV vs. Mount St. Mary's, 2-17-01  
14, WCU vs. Rider (G1), 3-15-14  
13, WCU vs. VMI, 1988  
13, WCU vs. VMI, 1991  
13, CIT vs. WOF, 2-20-96  
13, Elon vs. APP, 5-20-05  
13, WCU vs. Hartford, 3-16-08  
13, CofC vs. FUR, 3-29-09  
13, MER vs. Savannah State, 3-31-15  
13, ETSU at Eastern Kentucky, 4-20-16  
13, UNCG vs. Lafayette, 3-16-17

### Doubles

11, APP vs. VMI, 4-14-85  
10, CofC vs. ETSU, 4-13-03  
10, GSU vs. New Jersey Tech, 2-16-07  
10, APP vs. North Carolina A&T, 2-28-07  
10, CofC vs. Ball State, 3-9-11  
10, WCU vs. Appalachian State, 5-3-14  
10, WCU vs. Marshall, 2-25-17  
9, ETSU vs. APP, 4-3-99  
9, VMI vs. ETSU, 5-5-01  
9, ETSU vs. Central Michigan, 2-28-04  
9, GSU vs. APP, 5-7-05  
9, WCU vs. Wofford, 5-3-08  
9, Elon vs. UNCG, 4-2-10  
9, WCU at UNCG, 3-30-19  
9, WCU vs. Oakland, 2-15-19

### Triples

6, CIT vs. Hunter, 4-18-75  
5, WOF vs. Siena, 3-17-18

### Home runs

14, GSU vs. Columbia, 3-15-08  
10, WCU vs. UNC Asheville, 1986  
9, MAR vs. Morehead State, 1990  
9, CofC vs. Furman, 3-29-09  
9, Elon vs. CofC, 4-11-09  
8, APP vs. DAV, 4-20-97  
8, Elon vs. High Point, 5-12-09  
8, WCU vs. UNCG, 5-14-16  
7, WCU vs. WOF, 5-11-07  
7, WCU vs. WOF, 5-12-07  
7, WCU vs. Hartford, 3-16-08  
7, WOF vs. Presbyterian, 4-21-09  
7, VMI vs. Maryland Eastern Shore, 3-11-16  
7, FUR vs. Gardner-Webb, 5-3-17  
7, ETSU vs. Georgia State, 3-1-20

### Runs batted in

34, MAR vs. Morehead State, 3-22-90  
31, GSU vs. New Jersey Tech, 2-16-07  
31, CofC at DAV, 3-21-08  
31, CIT vs. Winthrop, 3-14-17  
30, CofC vs. Quinnipiac, 3-10-09  
30, MER vs. Holy Cross, 3-5-18  
29, WCU vs. Hartford, 3-16-08  
29, SAM at Alabama A&M, 4-25-17  
27, GSU vs. APP, 5-7-05  
27, CofC vs. George Mason, 2-23-08  
27, CofC vs. FUR, 3-29-09

### Total bases

65, CofC vs. FUR, 3-29-09  
64, GSU vs. Columbia, 3-15-08  
57, VMI vs. Maryland Eastern Shore, 3-11-16  
52, CofC vs. George Mason, 2-23-08  
52, WCU vs. Hartford, 3-16-08  
52, Elon vs. CofC, 4-11-09  
52, CIT vs. Winthrop, 3-14-17  
52, FUR vs. Gardner-Webb, 5-3-17  
50, MER vs. Holy Cross, 3-5-18  
50, ETSU vs. Georgia State, 3-1-20

### Walks

19, DAV vs. Cascade Mills, 3-19-49  
19, CIT vs. Butler, 3-15-95  
19, CIT vs. ETSU, 3-18-95  
18, GSU vs. Coppin State, 2-28-09  
18, UNCG vs. Albany, 2-27-10  
17, Elon vs. WOF, 5-1-09

17, WOF vs. North Carolina A&T, 3-18-09  
17, GSU vs. Charleston Southern, 5-17-11  
16, APP vs. Morris Brown, 3-19-78  
16, DAV vs. Yale, 3-11-97  
16, GSU vs. Georgia State, 4-14-99

### Walks, inning

9, CIT vs. Salisbury State, 3-31-87  
9, GSU vs. Charleston Southern, 5-17-11

### Strikeouts

25, WOF at Elon, 5-1-09  
23, SAM vs. Harvard, 2-23-18  
23, UTC vs. Vanderbilt, 4-21-70  
21, APP vs. CIT, 4-12-97  
21, DAV vs. GSU, 3-2-03  
21, VMI vs. CIT, 3-25-16  
20, FUR vs. CIT, 5-19-99  
20, Elon vs. WCU, 5-25-11  
20, VMI vs. CIT, 3-24-17  
19, WCU at DAV, 5-14-09  
19, CofC vs. GSU, 3-30-12  
19, Elon vs. UNCW, 4-25-12  
19, CofC vs. Coastal Carolina, 4-10-13  
19, Davidson vs. Wofford, 5-23-14  
19, UNCG vs. Appalachian State, 3-1-20

### Sacrifice hits

6, CofC vs. GSU, 5-9-04  
6, UNCG vs. Penn State, 2-26-12  
6, MER vs. Georgia, 2-24-16  
5, 15 times, Last: MER vs. WCU, 5-22-18

### Sacrifice flies

8, CIT vs. Coppin State, 2-19-05  
6, CofC vs. Quinnipiac, 3-10-09  
5, ETSU vs. VMI, 5-5-01  
5, CIT vs. VMI, 4-28-94  
4, GSU vs. WOF, 5-19-06  
4, GSU vs. WOF, 5-20-06  
4, VMI vs. CIT, 4-28-94  
4, CIT vs. DAV, 4-21-07  
4, FUR vs. UNCG, 3-21-14  
4, WCU vs. Elon, 3-23-14  
4, FUR vs. College of Charleston, 4-25-15  
4, CIT at ETSU, 5-20-16  
4, CIT vs. WCU, 5-22-18

### Stolen bases

13, UNCG vs. N.C. A&T, 3-31-99  
12, WOF vs. Alcorn State, 3-15-14  
11, CIT vs. Western Michigan, 2-26-00  
11, UNCG vs. North Carolina A&T, 4-12-00  
11, FUR vs. Gardner-Webb, 5-2-12  
11, WOF vs. Rider, 2-26-16  
10, CofC vs. UNC Asheville, 2-19-00  
10, CofC vs. Detroit, 3-6-01  
10, GSU vs. Buffalo, 3-6-05  
10, WCU vs. George Mason, 2-22-15  
10, UNCG vs. North Carolina A&T, 3-22-16  
10, VMI vs. Longwood, 4-3-18

### Hit by pitch

10, WOF vs. Iona, 2-19-11  
9, WCU vs. Hartford, 3-16-08  
8, VMI vs. WOF, 4-4-99  
8, DAV vs. Albany, 3-8-00  
8, CofC vs. Howard, 2-9-02  
8, CofC vs. Hofstra, 2-16-04  
8, GSU vs. APP, 5-7-05

## TEAM GAME BATTING (CONT.)

8, DAV vs. Mount St. Mary's, 2-28-10  
 8, WOF vs. Davidson, 3-22-14  
 8, WCU at SAM, 5-10-15

### Hit by pitch, inning

6, WCU vs. Rider (G1), 3-15-14  
 5, DAV vs. Mount St. Mary's, 2-28-10  
 4, VMI vs. WOF, 4-4-99  
 4, GSU vs. APP, 5-7-05  
 4, WOF vs. DAV, 3-22-14  
 4, WCU vs. Holy Cross (G1), 3-7-15  
 4, FUR vs. CIT, 3-29-19

### Hit by pitch, both teams

12, WCU (8) at SAM (4), 5-10-15  
 11, WOF (10) vs. Iona (1), 2-19-11  
 10, CofC (3) at FUR (7), 4-11-10  
 10, WOF (8) vs. DAV (2), 3-22-14  
 9, VMI (8) vs. WOF (1), 4-4-99  
 9, WCU vs. DAV, 4-30-00  
 9, Elon (2) vs. UNC Wilmington (7), 4-19-05  
 9, WCU (9) vs. Hartford (0), 3-16-08  
 9, WCU (7) vs. Rider (2), 3-15-14  
 9, SAM (3) vs. UNCG (6), 4-22-18

### Left on base

23, Elon vs. WOF, 5-1-09  
 23, Elon vs. WOF, 5-1-09  
 21, CIT vs. Butler, 3-11-06  
 21, CIT vs. ETSU, 2-10-07  
 21, CIT vs. Virginia Tech, 2-23-07  
 21, SAM vs. Elon, 3-31-12  
 21, VMI at FUR, 5-14-17  
 20, CIT vs. UNCG, 5-4-01  
 20, CofC vs. UNCW, 2-22-11  
 20, WCU vs. Elon, 5-25-11  
 19, WCU vs. SAM, 4-16-16  
 19, CIT vs. VMI, 3-25-17

### Plate appearances

90, WCU vs. Elon, 5-25-11 (20 inn.)  
 88, Elon vs. WOF, 5-1-09 (18 inn.)  
 82, WOF vs. Elon, 5-1-09 (18 inn.)  
 80, Elon vs. WCU, 5-25-11 (20 inn.)  
 78, GSU vs. Clemson, 4-21-96 (18 inn.)  
 78, FUR vs. WCU, 5-13-11 (16 inn.)  
 78, Elon vs. SAM, 3-31-12 (18 inn.)  
 76, WCU vs. FUR, 5-13-11 (16 inn.)  
 75, Elon vs. SAM, 3-31-12 (18 inn.)  
 73, GSU vs. CofC, 4-3-09 (14 inn.)  
 73, SAM at Alabama A&M, 4-25-17

## TEAM GAME PITCHING

### Innings pitched

20.0, Elon vs. WCU, 5-25-11  
 20.0, WCU vs. Elon, 5-25-11  
 18.0, GSU vs. Clemson, 4-21-96  
 18.0, Elon vs. WOF, 5-1-09  
 18.0, Elon vs. SAM, 3-31-12  
 18.0, SAM vs. Elon, 3-31-12  
 17.2, WOF vs. Elon, 5-1-09  
 17.0, CofC vs. Virginia, 2-26-06  
 16.0, Elon vs. South Florida, 2-27-11  
 16.0, FUR vs. WCU, 5-13-11  
 16.0, WCU vs. FUR, 5-13-11

### Hits allowed

33, CIT vs. South Carolina, 4-17-86  
 30, FUR vs. CofC, 3-29-09  
 29, Elon vs. APP, 5-1-08  
 29, DAV vs. Wake Forest, 2-24-00

### Strikeouts

25, Elon vs. WOF, 5-1-09  
 23, MER vs. UNC Asheville, 2-23-18  
 23, MER vs. Holy Cross, 3-5-18  
 22, WVU vs. Waynesburg, 4-16-64  
 22, VMI vs. Northern Kentucky, 3-2-19  
 21, CIT vs. APP, 4-12-97  
 21, GSU vs. DAV, 3-2-03  
 21, CIT at VMI, 3-25-16  
 20, ECU vs. George Washington, 1970  
 20, GSU vs. Georgia State, 4-30-96  
 20, CIT vs. FUR, 5-19-99  
 20, WCU vs. Elon, 5-25-11  
 20, CIT vs. VMI, 3-24-17  
 20, UNCG vs. Penn, 3-2-19

### Walks

24, ETSU vs. Tennessee, 2-24-88  
 18, GSU vs. Clemson, 4-21-96 (18 inn.)  
 17, WOF at Elon, 5-1-09 (18 inn.)  
 17, WCU at Clemson, 6-3-16  
 16, UNCG at North Carolina, 4-9-19  
 15, APP at FUR, 3-22-75  
 15, APP at Georgia Tech, 3-24-78  
 15, APP at Oklahoma State, 5-23-86  
 15, APP at Georgia Tech, 3-8-89  
 15, WCU at Appalachian State, 4-22-15  
 15, FUR vs. Clemson, 5-12-15  
 15, UNCG vs. Illinois, 3-11-16  
 15, WCU vs. WOF, 4-5-19

### Runs allowed

32, CIT vs. South Carolina, 4-2-92  
 31, DAV vs. CofC, 3-21-08  
 30, FUR vs. Ohio, 3-17-79  
 30, DAV vs. Wake Forest, 2-24-00

### Earned runs allowed

30, DAV vs. CofC, 3-21-08  
 29, DAV vs. Wake Forest, 2-24-00  
 27, WCU vs. Elon, 5-9-09  
 26, WOF vs. WCU, 5-11-07  
 25, CIT vs. South Carolina, 4-2-92  
 25, DAV at CofC, 5-3-09

### Wild pitches

12, WCU vs. WOF, 4-5-19  
 10, FUR vs. Marist, 3-8-15  
 9, APP vs. Elon, 3-16-07  
 8, VMI vs. GSU, 4-10-99  
 8, CofC at WCU, 3-27-10  
 8, FUR vs. Gardner-Webb, 2-20-13  
 8, SAM vs. WCU, 5-10-15  
 8, FUR vs. Michigan State, 2-20-16  
 8, SAM vs. Auburn, 4-11-17  
 8, VMI vs. Radford, 3-27-18

### Hit batters

9, WOF vs. USC Upstate, 2-25-20  
 8, WOF vs. VMI, 4-4-99  
 8, CofC vs. Howard, 2-10-02  
 8, APP vs. GSU, 5-7-05  
 8, DAV vs. WOF, 3-22-14  
 8, SAM vs. WCU, 5-10-15  
 8, WCU vs. Indiana State, 2-27-19  
 7, DAV vs. GSU, 3-1-03  
 7, CofC vs. CIT, 3-29-03  
 7, DAV vs. WCU, 3-27-04  
 7, CofC vs. Indiana State, 3-15-08  
 7, Elon vs. GSU, 5-24-09  
 7, CofC vs. SAM, 3-12-10  
 7, WCU vs. CofC, 3-26-10  
 7, FUR vs. CofC, 4-11-10  
 7, WOF vs. Marist, 3-9-14  
 7, VMI at Clemson, 2-24-19

### Hit batters, inning

4, DAV vs. CofC, 4-18-04  
 4, APP vs. GSU, 5-7-05  
 4, DAV vs. WOF, 3-22-14  
 4, CIT at FUR, 3-29-19

## TEAM GAME FIELDING

### Putouts

60, Elon vs. WCU, 5-25-11 (20 inn.)  
 60, WCU vs. Elon, 5-25-11 (20 inn.)  
 54, GSU vs. Clemson, 4-21-96 (18 inn.)  
 54, Elon vs. WOF, 5-1-09 (18 inn.)  
 54, Elon vs. SAM, 3-31-12 (18 inn.)  
 54, SAM vs. Elon, 3-31-12 (18 inn.)  
 53, WOF vs. Elon, 5-1-09 (18 inn.)  
 51, CofC vs. Virginia, 2-26-06 (17 inn.)  
 48, Elon vs. South Florida, 2-27-11 (16 inn.)  
 48, FUR vs. WCU, 5-13-11 (16 inn.)  
 48, WCU vs. FUR, 5-13-11 (16 inn.)

### Assists

29, ETSU vs. APP, 5-18-00  
 29, WCU vs. Elon, 5-25-11  
 28, CIT vs. Old Dominion, 2-22-04  
 26, DAV vs. Morehead State, 3-21-94  
 26, CofC vs. Notre Dame, 6-2-06  
 25, Elon vs. WCU, 5-25-11  
 24, WOF vs. GSU, 4-17-99  
 23, DAV vs. Coker, 2-13-93  
 23, CIT vs. Tennessee Tech, 2-28-09  
 23, FUR vs. CIT, 5-13-12  
 23, SAM vs. Elon, 3-31-12  
 23, SAM at Memphis, 3-9-15

### Errors

11, CIT vs. East Carolina, 4-21-73  
 9, VMI vs. APP, 3-27-99  
 9, WOF vs. GSU, 4-18-99  
 9, VMI vs. ETSU, 5-5-01  
 8, WOF vs. South Carolina, 3-22-00  
 8, Elon vs. Coastal Carolina, 5-7-09  
 8, SAM vs. APP, 4-25-10  
 8, DAV vs. NC State, 3-7-12  
 7, DAV vs. WOF, 3-10-06  
 7, CofC vs. Towson, 2-18-07  
 7, Elon vs. CofC, 5-6-07  
 7, DAV vs. WOF, 3-28-08  
 7, WCU vs. ETSU, 3-25-08  
 7, WCU vs. Eastern Kentucky, 4-8-09  
 7, CIT vs. FUR, 4-15-11  
 7, DAV vs. Lehigh, 2-26-11  
 7, WCU vs. Michigan State, 2-22-13  
 7, CIT vs. VCU, 3-2-13  
 7, WOF, vs. USC Upstate, 4-17-13  
 7, Elon vs. Western Carolina, 3-23-14  
 7, CIT at Charleston Southern, 4-5-16  
 7, WCU vs. Tennessee, 3-27-18

### Double plays

6, FUR vs. Harvard, 3-6-18  
 5, 15 times, most recent: FUR at Mississippi, 3-12-17

## TEAM SEASON BATTING

### Batting average

.355, College of Charleston, 2005  
 .353, Appalachian State, 1978  
 .351, Western Carolina, 1997  
 .350, College of Charleston, 2007  
 .346, Appalachian State, 1981  
 .346, The Citadel, 1982  
 .346, Georgia Southern, 2008  
 .345, College of Charleston, 2009  
 .345, UNCG, 2016  
 .342, ETSU, 1997

### At-bats

2,360, Western Carolina, 1985  
 2,343, The Citadel, 2004  
 2,293, College of Charleston, 2010  
 2,292, College of Charleston, 2005  
 2,285, Georgia Southern, 2002  
 2,265, Western Carolina, 2003  
 2,262, Elon, 2013  
 2,256, Western Carolina, 1997  
 2,253, The Citadel, 2010  
 2,246, Western Carolina, 1992

### Runs

627, College of Charleston, 2008  
 604, Elon, 2009  
 595, Georgia Southern, 2008  
 576, College of Charleston, 2010  
 565, Georgia Southern, 2009  
 560, Western Carolina, 1997  
 554, College of Charleston, 2009  
 553, College of Charleston, 2005  
 552, College of Charleston, 2007  
 545, Elon, 2008

### Hits

814, College of Charleston, 2005  
 792, Western Carolina, 1997  
 760, College of Charleston, 2004  
 760, College of Charleston, 2007  
 751, Georgia Southern, 2008  
 733, Georgia Southern, 2002  
 732, College of Charleston, 2010  
 728, Western Carolina, 1985  
 728, The Citadel, 2009  
 726, UNCG, 2016

### Doubles

174, College of Charleston, 2005  
 168, Appalachian State, 2007  
 161, College of Charleston, 2008  
 160, College of Charleston, 2010  
 156, College of Charleston, 2009  
 155, Georgia Southern, 2000  
 154, Georgia Southern, 2008  
 151, College of Charleston, 2002  
 149, College of Charleston, 2007  
 148, Western Carolina, 2003  
 148, Western Carolina, 2007

### Triples

42, College of Charleston, 2002  
 36, ETSU, 1981  
 35, ETSU, 1979  
 33, ETSU, 1982  
 33, UNCG, 2017  
 32, UNCG, 2016  
 31, The Citadel, 1996  
 29, The Citadel, 1981  
 29, Appalachian State, 1981  
 27, The Citadel, 1982  
 27, UNCG, 1999  
 27, College of Charleston, 2003

### Home runs

138, Elon, 2009  
 130, College of Charleston, 2008  
 116, Western Carolina, 1988  
 114, Georgia Southern, 2008  
 110, College of Charleston, 2009  
 108, Wofford, 2007  
 105, College of Charleston, 2010  
 100, Western Carolina, 1997  
 93, Mercer, 2016  
 92, College of Charleston, 2007

### Grand slams

7, Elon, 2009  
 7, Mercer, 2015  
 6, Georgia Southern, 2008  
 6, Appalachian State, 2009  
 6, Mercer, 2016  
 5, College of Charleston, 2009  
 5, College of Charleston, 2010  
 5, UNCG, 2016  
 4, Davidson 1997  
 4, Davidson 1988  
 4, Elon, 2006  
 4, Georgia Southern, 2009  
 4, Western Carolina, 2009  
 4, Wofford, 2009  
 4, UNCG, 2010  
 4, Western Carolina, 2013  
 4, Samford, 2016  
 4, VMI, 2016

### Runs batted in

589, College of Charleston, 2008  
 558, Elon, 2009  
 543, Georgia Southern 2008  
 532, College of Charleston, 2010  
 517, College of Charleston, 2009  
 513, College of Charleston, 2007  
 505, Georgia Southern, 2009  
 495, College of Charleston, 2005  
 495, Elon, 2008  
 491, Western Carolina, 1997

### Total bases

1,310, Elon, 2009  
 1,304, College of Charleston, 2008  
 1,269, Georgia Southern, 2008  
 1,237, College of Charleston, 2007  
 1,237, College of Charleston, 2010  
 1,224, College of Charleston, 2009  
 1,196, College of Charleston, 2005  
 1,171, Western Carolina, 1988  
 1,158, Western Carolina, 2007  
 1,131, Wofford, 2007

### Slugging percentage

.607, College of Charleston, 2008  
 .596, Elon, 2009  
 .590, College of Charleston, 2009  
 .584, Georgia Southern, 2008  
 .570, College of Charleston, 2007  
 .559, Davidson, 1987  
 .539, College of Charleston, 2010  
 .538, UNCG, 2016  
 .523, Western Carolina, 1999  
 .523, ETSU, 2005

### Walks

366, Mercer, 2016  
 330, Elon, 2008  
 328, College of Charleston, 2008  
 326, Georgia Southern, 1997  
 326, Elon, 2009

325, Western Carolina, 1985  
 314, College of Charleston, 2000  
 308, Georgia Southern, 1995  
 308, Elon, 2006  
 302, Georgia Southern, 2008  
 302, Elon, 2010

### Strikeouts

608, VMI, 2017  
 559, VMI, 2019  
 521, UNCG, 2001  
 520, The Citadel, 2016  
 516, The Citadel, 2015  
 514, Georgia Southern, 2013  
 496, Western Carolina, 2018  
 495, Furman, 2019  
 490, Wofford, 2017  
 488, College of Charleston, 2012

### Stolen bases

198, The Citadel, 2000  
 163, Wofford, 2013  
 155, Elon, 2008  
 155, Wofford, 2019  
 153, Western Carolina, 1998  
 152, UNCG, 1999  
 152, Wofford, 2014  
 151, Georgia Southern, 2002  
 148, The Citadel, 1999  
 148, Wofford, 2018

### Hit by pitch

122, College of Charleston, 2004  
 108, Elon, 2005  
 107, Georgia Southern, 2009  
 105, Elon, 2008  
 99, College of Charleston, 2005  
 98, College of Charleston, 2000  
 98, Western Carolina, 2016  
 96, College of Charleston, 2007  
 94, Georgia Southern, 2003  
 93, Elon, 2010  
 93, Western Carolina, 2010

### Sacrifice hits

95, College of Charleston, 2006  
 94, College of Charleston, 2004  
 93, Mercer, 2016  
 89, College of Charleston, 2005  
 89, UNCG, 2011  
 81, UNCG, 2012  
 79, Mercer, 2015  
 77, The Citadel, 2004  
 74, Mercer, 2017  
 72, College of Charleston, 2007

### Sacrifice flies

43, College of Charleston, 2009  
 40, Elon, 2006  
 40, College of Charleston, 2011  
 38, UNCG, 2008  
 37, Georgia Southern, 2002  
 37, Georgia Southern, 2008  
 37, Furman, 2014  
 37, UNCG, 2016  
 36, Elon, 2005  
 36, College of Charleston, 2007  
 36, College of Charleston, 2010  
 36, Wofford, 2019

## TEAM SEASON PITCHING

### Earned run average

1.46, West Virginia, 1964  
 1.46, VMI, 1970  
 1.57, East Carolina, 1970  
 1.66, The Citadel, 1970  
 1.74, The Citadel, 1972  
 1.84, West Virginia, 1966  
 1.86, East Carolina, 1974  
 1.91, The Citadel, 1969  
 1.93, East Carolina, 1967  
 1.94, William & Mary, 1970

### Opponents batting average

.238, College of Charleston, 2006  
 .241, College of Charleston, 2012  
 .242, Samford, 2011  
 .245, Samford, 2019  
 .247, VMI, 1995  
 .247, ETSU, 2019  
 .249, Samford, 2012  
 .251, Samford, 2017  
 .252, The Citadel, 1998  
 .252, Georgia Southern, 2014

### Wins

48, College of Charleston, 2005  
 47, College of Charleston, 2004  
 46, The Citadel, 1990  
 46, Georgia Southern, 1996  
 46, College of Charleston, 2006  
 45, Western Carolina, 1994  
 45, Western Carolina, 1998  
 45, Elon, 2006  
 44, ETSU, 1981  
 44, Western Carolina, 1992  
 44, Elon, 2008  
 44, College of Charleston, 2010

### Losses

47, Western Carolina, 2018  
 43, Appalachian State, 2004  
 43, The Citadel, 2019  
 42, Appalachian State, 2005  
 42, The Citadel, 2016  
 41, VMI, 2019  
 39, Marshall, 1997  
 38, Davidson 1998  
 38, Appalachian State, 1999  
 38, Wofford, 2000  
 38, Western Carolina, 2000  
 38, Appalachian State, 2000  
 38, Davidson, 2008  
 38, Wofford, 2010

### Complete games

29, ETSU, 1980  
 28, Davidson, 1975  
 28, Appalachian State, 1982  
 27, ETSU, 1979  
 27, Marshall, 1981  
 27, Furman, 1992  
 26, Western Carolina, 1984  
 25, Chattanooga, 1981  
 25, Furman, 1991  
 23, William & Mary, 1976  
 23, The Citadel, 1983

### Shutouts

11, The Citadel, 1978  
 9, Richmond, 1972  
 9, ETSU, 1980  
 9, Appalachian State, 1983  
 9, The Citadel, 1992  
 9, Georgia Southern, 1994  
 8, The Citadel, 1979  
 8, The Citadel, 1982  
 7, The Citadel, 1971  
 7, East Carolina, 1977  
 7, Marshall, 1981  
 7, Appalachian State, 1983  
 7, The Citadel, 1991  
 7, Elon, 2011

### Innings pitched

600.2, The Citadel, 2004  
 580.2, The Citadel, 2010  
 575.1, College of Charleston, 2006  
 573.1, Elon, 2013  
 570.1, Samford, 2012  
 568.0, College of Charleston, 2005  
 567.2, College of Charleston, 2010  
 566.2, College of Charleston, 2004  
 566.1, Western Carolina, 2003  
 565.0, Western Carolina, 1985  
 565.0, Georgia Southern, 2014

### Walks

365, Western Carolina, 1985  
 323, Western Carolina, 2015  
 318, Western Carolina, 2016  
 313, Wofford, 2000  
 312, Wofford, 2009  
 307, UNCG, 2016  
 305, Appalachian State, 2004  
 296, Wofford, 2007  
 295, The Citadel, 1996  
 295, Western Carolina, 2011

### Strikeouts

633, Mercer, 2018  
 598, The Citadel, 1998  
 591, Georgia Southern, 2003  
 571, Samford, 2018  
 552, Georgia Southern, 2002  
 543, Georgia Southern, 2001  
 534, The Citadel, 1999  
 533, Mercer, 2019  
 531, College of Charleston, 2010  
 529, UNCG, 2018

### Saves

24, Elon, 2009  
 22, UNCG, 2018  
 20, College of Charleston, 2007  
 20, College of Charleston, 2011  
 19, Appalachian State, 1981  
 19, Georgia Southern, 1993  
 19, College of Charleston, 2004  
 19, College of Charleston, 2005  
 19, The Citadel, 2006  
 19, Elon, 2012  
 19, UNCG, 2017

### Runs allowed

527, Appalachian State, 2005  
 524, Appalachian State, 1999  
 522, VMI, 1981  
 521, Wofford, 2007  
 514, Wofford, 2010  
 511, VMI, 1997  
 509, Davidson, 2007  
 506, Marshall, 1997  
 486, Davidson 1997  
 484, Davidson, 2008

### Highest earned run average

12.02, VMI, 1981  
 10.97, Marshall, 1997  
 9.58, Marshall, 1996  
 9.54, ETSU, 1988  
 9.36, Appalachian State, 1999  
 9.11, VMI, 1997  
 8.90, VMI, 1980  
 8.85, Wofford, 2003  
 8.79, Appalachian State, 1998

### Hit batters

92, Western Carolina, 2018  
 92, Western Carolina, 2009  
 85, Davidson, 2007  
 85, Samford, 2015  
 82, Davidson, 2008  
 82, Western Carolina, 2008  
 82, College of Charleston, 2011  
 81, Western Carolina, 2000  
 81, Elon, 2014  
 80, Wofford, 2007  
 80, Georgia Southern, 2008  
 80, Furman 2010

## TEAM SEASON FIELDING

### Double plays

68, Georgia Southern, 1992  
 68, Furman, 2005  
 66, Elon, 2010  
 64, Wofford, 2000  
 64, Wofford, 2007  
 63, Georgia Southern, 1996  
 61, College of Charleston, 1999  
 61, Furman, 2002  
 61, Elon, 2009  
 60, The Citadel, 1987  
 60, The Citadel, 2004  
 60, Georgia Southern, 2009

### Errors

138, Appalachian State, 2005  
 135, Chattanooga, 1981  
 130, Western Carolina, 1992  
 127, The Citadel, 1994  
 127, Georgia Southern, 1997  
 125, VMI, 1981  
 123, Georgia Southern, 1998  
 122, VMI, 2000  
 121, Davidson, 1982  
 121, Western Carolina, 1995

## INDIVIDUAL GAME BATTING

**Most at-bats:** 10, Aaron Attaway (WCU) vs. Elon, 2011; Ross Heffley (WCU) vs. Elon, 2011

**Most hits:** 6, Tyler White (WCU) vs. Elon, 2011

**Most runs:** 5, Nathan Dunn (ETSU) vs. VMI, 1992; David Groseclose (VMI) vs. Davidson, 1993; Ronny Marmol (COFC) vs. VMI, 1999; Brandon Waring (WOF) vs. College of Charleston, 2007; Jeremiah Parker (GSU) vs. UNCG, 2008; Shawn Payne (GSU) vs. Western Carolina, 2011; Quinn Bower (Elon) vs. College of Charleston, 2013

**Most doubles:** 3, Dave Piela (WCU) vs. The Citadel, 1988; Scott McDaniel (APP) vs. Western Carolina, 1995; Phillip Coker (COFC) vs. UNCG, 2004; Brent Stephens (GSU) vs. ETSU, 2005; Chase Austin (Elon) vs. Georgia Southern, 2007

**Most triples:** 2, Matt Raleigh (WCU) vs. VMI, 1991; Jim Morrill (FUR) vs. The Citadel, 1996

**Most home runs:** 3, Trey Truitt (MER) vs. The Citadel, 2016

**Most total bases:** 13, Trey Truitt (MER) vs. The Citadel, 2016

**Most runs batted in:** 8, Heath Quinn (SAM) vs. Wofford, 2015  
6, John Parrott (VMI) vs. Davidson, 1987; Skip Nelloms (WCU) vs. Appalachian State, 1988; Johnny McCraw (APP) vs. Marshall, 1989; Brandon Waring (WOF) vs. College of Charleston, 2007; Greg Feltes (UNCG) vs. Georgia Southern, 2008; Chase Austin (Elon) vs. Western Carolina, 2009; Danny Rodriguez (SAM) vs. Wofford, 2015

**Most stolen bases:** 4, Josh Edgeworth (COFC) vs. Appalachian State, 2000

**Highest batting average:** 1.000 (5-for-5), John Connolly (WCU) vs. Davidson, 1994; Cory Harrilchak (Elon) vs. College of Charleston, 2008; Alec Paradowski (WOF) vs. Davidson, 2014

**Most walks:** 5, Sky Overton (FUR) vs. UNCG, 2016

## INDIVIDUAL GAME PITCHING

**Most innings pitched:** 11.0, Rodney Lemonds (APP) vs. Georgia Southern, 2000

**Fewest hits (min. 9 inn.):** 2, Billy Baker (CIT) vs. Marshall, 1990; Derek Cockrell (WCU) vs. VMI, 1993

**Most strikeouts:** 20, Rodney Hancock (CIT) vs. Furman, 1999

**Fewest walks (min. 9 inn.):** 0, Ken Britt (CIT) vs. Appalachian State, 1991; Phillip Grundy (WCU) vs. The Citadel, 1992; Julio Ayala (GSU) vs. Davidson, 1996; Mark DiFelice (WCU) vs. Furman, 1997; Brett Lewis (GSU) vs. College of Charleston, 2001; Matt Nunley (ETSU) vs. Furman, 2001; Ken Egleton (CIT) vs. Davidson, 2004; David Whitehead (Elon) vs. The Citadel, 2012; C.K. Irby (SAM) vs. Appalachian State, 2013; Adam Scott (WOF) vs. Furman, 2015

**Most consecutive scoreless innings:** 9, on 14 occasions, most recently, Will Gaddis (FUR) vs. ETSU, 2016

## INDIVIDUAL TOURNAMENT BATTING

**Most at-bats:** 30, Collin Price (MER), 2019

**Most hits:** 14, Brandon Waring (WOF), 2007; Sky Overton (FUR), 2017

**Most runs:** 13, David Beckley (CIT), 1996; Cory Harrilchak (Elon), 2008

**Most doubles:** 5, Joey Cox (WCU), 1991; Phillip Coker (COFC), 2004, Cameron Blaquiere (WCU), 2018

**Most triples:** 2, Matt Raleigh (WCU), 1991; Matt Wilson (GSU), 1993; Mike Tidick (WCU), 1994; Mark Hamlin (GSU), 1995; Franco Martin (VMI), 1995; Jim Reynolds (MAR), 1995; Mark Hamlin (GSU), 1996; Brian Joyce (DAV), 1997; Josh Edgeworth (COFC), 2000; Chris Behne (APP), 2000; Chad Hall (GSU), 2002; Drew Davis (Elon), 2004; Michael Kohn (COFC), 2007; Zeth Stone (SAM), 2012; Ryan Kinsella (Elon), 2013, Matt Pita (VMI), 2018, Trevor Austin (MER), 2019

**Most home runs:** 5, Brandon Waring (WOF), 2007

**Most total bases:** 31, Brandon Waring (WOF), 2007

**Most runs batted in:** 16, Brandon Waring (WOF), 2007

**Highest batting average (Min. 10 AB):** .769 (10-for-13), Joe Jackson (CIT), 2013; .714 (10-for-14), A.J. Zickgraf (GSU), 2003; .688 (11-for-16), Craig Caudill (FUR), 2002

**Most stolen bases:** 6, Josh Edgeworth (COFC), 2000; Chris Morris (CIT), 2000

**Most walks:** 8, Dan McDonnell (CIT), 1990; Antoine Moran (GSU), 1997; Greg Blake (CofC), 2010; Matt Meeder (MER), 2016; Caleb Robinson (WCU), 2016

## INDIVIDUAL TOURNAMENT PITCHING

**Most appearances:** 6, Jason Richman (GSU), 2014; 5, Doug Udzilla (WCU), 1990; David Noyce (FUR), 1997; Ted Toler (UNCG), 1998; Taft Cable (UNCG), 2001; Justin Smith (CIT), 2007; Raymond Copenhaver (CIT), 2007; Billy Greenfield (FUR), 2017; Nick Spear (MER), 2019

**Most wins:** 3, Jason Beverlin (WCU), 1993

**Most innings pitched:** 18.2, Jim Carragher (GSU), 1992

**Lowest earned run average (min. 9 inn.):** 0.00, Brian Rogers (CIT), 1998 (13.0 IP); Rodney Lemonds (APP), 2000 (11.0 IP); Justin Hess (GSU), 2013 (11.0 IP); Ryan Basner (WCU), 2003 (10 IP); Andy Rickman (WCU), 1985 (9.1 IP); Jay Reames (CIT), 1996 (9.0 IP); Scooter Michael (UNCG), 2002 (9.0 IP); Ryan Johnson (COFC), 2002 (9.0 IP); Jeff Stovall (FUR), 2002 (9.0 IP); Tom Mastny (FUR), 2003 (9.0 IP); Chris Mason (UNCG), 2003 (9.0 IP); Jimmy Reyes (Elon), 2010 (9.0 IP); Seth Grant (APP), 2011 (9.0 IP); C.K. Irby (SAM), 2013 (9.0 IP); Adam Scott (WOF), 2015 (9.0 IP); Will Gaddis (FUR), 2016 (9.0 IP)

**Fewest hits (min. 9 inn.):** 3, Dallas Rhinehart (ETSU), 1992 (9.0 IP); Brian Rogers (CIT), 1998 (13.0 IP); Robbie Huffstetler (APP), 2001 (9.0 IP)

**Most strikeouts:** 22, Chris Beck (GSU), 2011

**Fewest walks (min. 9 inn.):** 0, Ryan Askew (MER), 2016 (13.0 IP); Brad Josey (WCU), 2004 (10.2 IP); Ken Egleton (CIT), 2004 (9.0 IP); Jeff Stovall (FUR), 2002 (9.0 IP); Ben Hagar (APP), 2001 (9.0 IP); Mark DiFelice (WCU), 1997 (9.0 IP); C.K. Irby (SAM), 2013 (9.0 IP); Adam Scott (WOF), 2015 (9.0 IP); Julio Ayala (GSU), 1996; Phillip Grundy (WCU), 1992; Ken Britt (CIT), 1991

**Most consecutive scoreless innings:** 13.0, Brian Rogers (CIT), 1998; Wes Wrenn (CIT), 2007

**Most saves:** 4, Nick Hollstegge (FUR), 2005



# SOCON CHAMPIONSHIP RECORDS

## TEAM GAME BATTING

- Most at-bats:** 78, Western Carolina vs. Elon, 2011 (20 inn.)
- Most hits:** 24, Western Carolina vs. The Citadel, 1988
- Most hits by a losing team:** 18, VMI vs. The Citadel, 1989
- Most runs:** 25, Samford vs. Wofford, 2015
- Most runs by a losing team:** 17, Appalachian State vs. Western Carolina, 1986
- Most doubles:** 8, Georgia Southern vs. Western Carolina, 2003
- Most triples:** 3, Western Carolina vs. VMI, 1991; Georgia Southern vs. Davidson, 1993; Davidson vs. The Citadel, 1997
- Most home runs:** 7, Western Carolina vs. The Citadel, 1988
- Most total bases:** 54, Western Carolina vs. The Citadel, 1988
- Most runs batted in:** 25, Samford vs. Wofford, 2015
- Highest batting average:** .531 (17-for-32), Furman vs. Wofford (7 inn.), 2017
- Most stolen bases:** 7, UNCG vs. Furman, 2002; The Citadel vs. Furman, 2010; Wofford vs. Samford, 2015
- Most walks:** 13, ETSU vs. Appalachian State, 1986; ETSU vs. Samford, 2017
- Most left on base:** 20, Western Carolina vs. Elon, 2011 (20 inn.)

## TEAM GAME PITCHING

- Most innings pitched:** 20, Elon vs. Western Carolina, 2011; Western Carolina vs. Elon, 2011
- Most strikeouts:** 20, The Citadel vs. Furman, 1999; Western Carolina vs. Elon, 2011 (20 inn.)
- Most consecutive scoreless innings:** 9, on 18 occasions. Most recently by Samford vs. Mercer, 2019
- Fewest hits:** 1, The Citadel vs. VMI, 1994; Georgia Southern vs. Furman, 2000

## TEAM TOURNAMENT BATTING

- Most at-bats:** 250, Mercer, 2019
- Most hits:** 76, Mercer, 2019
- Most runs:** 66, Elon, 2008
- Most doubles:** 19, Mercer, 2019
- Most triples:** 5, Georgia Southern, 1993; Georgia Southern, 1995
- Most home runs:** 14, Western Carolina, 1988
- Most total bases:** 124, Mercer, 2019
- Most runs batted in:** 64, Elon, 2008
- Highest batting average:** .423 (71-168), Elon, 2008
- Most stolen bases:** 18, The Citadel, 1996
- Most walks:** 34, Western Carolina, 2016

## TEAM TOURNAMENT PITCHING

- Best earned run average:** 0.75, The Citadel, 1998 (3 ER/36.0 inn)
- Fewest runs allowed:** 3, The Citadel, 1998
- Most Complete Games:** 5, The Citadel, 2004
- Most strikeouts:** 62, Western Carolina, 2016
- Most consecutive scoreless innings:** 29.2, Western Carolina, 2003; 29.1, The Citadel, 1998
- Most saves:** 4, Furman, 2005; Mercer, 2019
- Most shutouts pitched:** 3, Western Carolina, 2003

## TOURNAMENT GAME – TWO TEAMS

- Most runs:** 35, Western Carolina (18) vs. Appalachian State (17), 1986
- Most hits:** 39, Elon (21) vs. College of Charleston (18), 2012
- Fewest runs:** 1, ETSU (1) vs. Appalachian State (0), 1992; Western Carolina (1) vs. Georgia Southern (0), 2003; Elon (1) vs. Samford (0), 2010; Georgia Southern (1) vs. Samford (0), 2011; 1, Wofford (1) vs. Furman (0), 2015
- Fewest hits:** 7, Western Carolina (5) vs. Georgia Southern (2), 2003; Georgia Southern (4) vs. Samford (3), 2011
- Most doubles:** 10, Davidson vs. VMI, 1987; Western Carolina vs. The Citadel, 1988; Appalachian State vs. Western Carolina, 1995; Georgia Southern vs. Western Carolina, 2003
- Most triples:** 3, Western Carolina vs. VMI, 1991; Georgia Southern vs. Davidson, 1993; The Citadel vs. Furman, 1996; Davidson vs. The Citadel, 1997; College of Charleston vs. UNCG, 2000
- Most home runs:** 9, Appalachian State vs. Davidson, 1987

## MISCELLANEOUS GAME

- Longest game:** 20 innings, Western Carolina vs. Elon, 2011
- Most runs scored-one inning:** 15, Elon vs. Wofford, 2008
- Largest Margin of Victory:** 21, Samford (25) vs. Wofford (4), 2015
- Largest deficit overcome for victory:** 9 runs, Western Carolina vs. Appalachian State, 1993
- Largest deficit overcome in 9th inning for victory:** 3 runs, Furman vs. Western Carolina, 1991; Furman vs. Georgia Southern, 1998; The Citadel vs. Elon, 2010; Western Carolina vs. Wofford, 2016; ETSU vs. Western Carolina, 2017
- Most double plays turned:** 5, Appalachian State vs. Western Carolina, 1984; VMI vs. Georgia Southern, 1993; College of Charleston vs. Elon, 2011; UNCG vs. Furman, 2011
- Most triple plays:** 1, Marshall vs. Furman, 1990; UNCG vs. Georgia Southern, 2007; The Citadel vs. UNCG, 2015

## MISCELLANEOUS TOURNAMENT

- Most double plays:** 10, Appalachian St., 1984; Georgia Southern, 1992; Mercer, 2019
- Most triple plays:** 1, Marshall, 1990; UNCG, 2007; The Citadel, 2015
- Most extra-inning games:** 4, 2010
- Most mercy-rule games (instituted 2016):** 3, 2017, 2018

# ANNUAL STATISTICAL LEADERS



## INDIVIDUAL BATTING

\*If year is not listed, no record exists.

### BATTING AVERAGE

1957	Jim West, DAV	.459
1958	Jack Henzes, GWU (NCAA)	.417
1959	Marsh, CIT	.405
1960	Henry Mura, CIT	.478
1961	Jerry Buchanan, CIT (NCAA)	.429
1962	Mel Rideout, UR	.458
1963	Bobby Stewart, UR	.421
1964	Bill Marovic, WVU	.404
1965	Pete Britton, UR	.411
1966	Tim Hill, GWU	.470
1967	Richard Narron, ECU	.429
1968	Gordon Slade, DAV	.429
1969	Buster Holland, CIT	.413
1970	Tom Bondurant, UR	.356
1971	Neil Eichelberger, FUR	.389
1972	Reggie Dunnivant, UR;	
George Weicker, DAV	.337	
1973	Rod Brewer, VMI	.408
1974	Steve Becker, W&M	.421
1975	George Weicker, DAV (NCAA)	.448
1976	Richard Wieters, CIT	.417
1977	Keith Ebersole, WCU	.423
1978	Joey Moffitt, APP	.450
1979	Randy Ingle, APP	.477
1980	Greg Hill, MAR	.438
1981	Robbie Peele, APP	.423
1982	Bill White, CIT	.474
1983	Greg Hill, MAR	.436
1984	Tony Welborn, APP	.416
1985	Billy Masse, DAV	.430
1986	Greg Weddle, VMI	.446
1987	Clint Fairey, WCU	.405
1988	Darron Healey, APP	.462
1989	Jason Nixon, MAR	.427
1990	Grant Brittain, WCU	.444
1991	Kevin Bellomo, WCU	.435
1992	Willando Ficklin, GSU	.401
1993	Mike Hooks, ETSU	.398
1994	Matt Wilson, GSU	.376
1995	Jody Henson, WCU	.401
1996	Alex Tolbert, WCU	.424
1997	Jeremy Bruce, WCU	.401
1998	Mike Berrier, APP	.381
1999	Charles Thomas, WCU	.406
2000	Matt Easterday, GSU	.440
2001	Scott Henley, GSU	.398
2002	Brett Spivey, CofC	.423
2003	Ryan Gordon, UNCG	.416
2004	Caleb Moore, ETSU	.455
2005	Jay Heafner, DAV	.448
2006	Jermaine Mitchell, UNCG	.397
2007	Brandon Waring, WOF	.401
2008	Chris Shehan, GSU	.438
2009	Joey Bergman, CofC	.452
2010	Wes Hobson, APP	.404
2011	Ross Heffley, WCU	.419
2012	Eric Phillips, GSU	.391
2013	Christian Wolfe, UNCG	.421
2014	Casey Jones, Elon	.418
2015	Kyle Lewis, MER	.367
2016	Andrew Moritz, UNCG	.400
2017	Andrew Moritz, UNCG	.392
2018	Andrew Moritz, UNCG	.428
2019	Matthew Koehler, WCU	.361
2020	Brooks Carlson, SAM	.500
2021	Justin Starke, VMI	.422

### HOME RUNS

1957	Junior Duff, W&M	6
1960	Dick Jones, CIT	7
1962	Brendle, CIT, Tom Shafer, WVU	4
1963	Jim Procopio, WVU; Larry Lawson, VT	5
1964	Dick Snyder, DAV	5
1965	Tom Porter, CIT; Phil King, FUR;	
Chuck Albertson, W&M	3	
1966	Wayne Britton, ECU	4
1967	Andy Hancock, FUR	4
1968	John Medlin, W&M; Jimmy Snyder, ECU	8
1969	Carey Anderson, ECU	4
1970	Jerry Martin, FUR	4
1971	Neil Eichelberger, FUR	8
1972	Don Leege, FUR; Les Keenan, UR	4
1973	Steve Arrington, CIT	6

## SOCON TRIPLE CROWN

Only two players have won the SoCon's Triple Crown since the league began keeping complete records in 1960.

### Neil Eichelberger, Furman (1971)

.389 avg., 8 HR, 32 RBIs

Notes: Shared league RBI lead

### George Weicker, Davidson (1975)

.448 avg., 10 HR, 44 RBIs

Notes: Led NCAA in average on the season; most HR and RBIs in known SoCon history to that point

1974	Ron Staggs, ECU; Steve Anspaugh, APP	7
1975	George Weicker, DAV	10
1976	Randy Howell, FUR	11
1977	Ronnie Brower, APP	12
1978	Ronnie Brower, APP	12
1979	John Baker, UTC	15
1980	Greg Robinette, ETSU	10
1981	Mike Nipper, ETSU	17
1982	Pete Camelo, APP	16
1983	Mike Nipper, ETSU	21
1984	Rock Hurst, FUR	13
1985	Greg Weddle, VMI	16
1986	Andre Crawford, APP	16
1987	Clint Fairey, WCU	19
1988	Clint Fairey, WCU	25
1989	Mark Poarch, WCU; Clint Fairey, WCU	14
1990	Grant Brittain, WCU	20
1991	Matt Raleigh, WCU	19
1992	Matt Raleigh, WCU	25
1993	Todd Greene, GSU	20
1994	Mike Tidick, WCU	15
1995	Alex Tolbert, WCU	20
1996	Tommy Peterman, GSU	26
1997	Alex Tolbert, WCU	19
1998	Philip Hartig, CIT	17
1999	Steve Harris, WCU	26
2000	Scott Henley, GSU	17
2001	Nathan Copeland, ETSU;	
Donovan Minero, WCU	17	
2002	Lee Curtis, CofC; Donovan Minero, WCU	15
2003	Alan Beck, WCU	18
2004	Jared Greenwood, WCU	21
2005	Chris Campbell, CofC;	
Caleb Moore, ETSU	15	
2006	Steven Strausbaugh, WCU	17
2007	Brandon Waring, WOF	27
2008	Michael Harrington, CofC	26
2009	Chase Austin, Elon	23
2010	Matt Leeds, CofC	21
2011	Victor Roache, GSU (NCAA)	30
2012	Brandon Miller, SAM (NCAA)	23
2013	Ryan Kinsella, Elon	21

2014	Jacob Hoyle, WCU; Adam Martin, WCU	14
2015	Kyle Lewis, MER	17
2016	Heath Quinn, SAM	21
2017	Collin Fleischer, VMI;	
Charlie Madden, MER	17	
2018	Le Bassett, MER	17
2019	Kel Johnson, MER	23
2020	Jake Madole, ETSU; Colby Thomas, MER	5
2021	Sonny DiChiara, SAM	18

### RUNS BATTED IN

1960	Phil Chewning, FUR	27
1962	Bill Whaley, CIT	27
1963	Jim Procopio, WVU	36
1964	Rick Smyre, DAV	26
1965	Tom Porter, CIT	20
1966	Hinnant, DAV	26
1967	Jim Snyder, ECU	25
1968	John Medlin, W&M	32
1969	Eric Spink, GWU	24
1970	Jerry Martin, FUR	25
1971	Neil Eichelberger, FUR;	
Mike Aldridge, ECU	32	
1972	Jeff Steckroth, W&M	24
1973	Steve Arrington, CIT	28
1974	Steve Anspaugh, APP	31
1975	George Weicker, DAV	44
1976	Randy Ingram, APP	37
1977	Keith Ebersole, WCU (NCAA)	48
1978	Ronnie Brower, APP	53
1979	John Baker, UTC	43
1980	Greg Robinette, ETSU	53
1981	Bryan Snyder, FUR	67
1982	Bill White, CIT	78
1983	Mike Nipper, ETSU	61
1984	Tony Welborn	52
1985	Alan Lewis, DAV	61
1986	Mike Carson, WCU	72
1987	Skip Nelloms, WCU	70
1988	Skip Nelloms, WCU	69
1989	Garrett Hinshaw, APP	53
1990	Anthony Jenkins, CIT	68
1991	Todd Raleigh, WCU	78
1992	Matt Raleigh, WCU	73
1993	Phillip Grundy, WCU; Chris Lemonis, CIT	66
1994	Mike Tidick, WCU	58
1995	Steve Wilson, GSU	61
1996	Tommy Peterman, GSU	82
1997	Steve Walson, GSU	77
1998	Chris Moore, CofC	66
1999	Chris Moore, WCU	84
2000	Philip Hartig, CIT	86
2001	Scott Henley, GSU	84
2002	Matt Herring, GSU	77
2003	Alan Beck, WCU	71
2004	Chip Cannon, CIT; Greg Dowling, GSU	66
2005	Chris Campbell, CofC	87
2006	Steven Strausbaugh, WCU	64
2007	Kenny Smith, WCU	84
2008	Jeremie Tice, CofC	83
2009	Chase Austin, Elon	81
2010	Matt Leeds, CofC	88



Georgia Southern's Victor Roache set a SoCon record with 30 home runs in 2011.

2011	Victor Roache, GSU	84
2012	Daniel Kinsouf, APP	66
2013	Ryan Kinsella, Elon	78
2014	Adam Martin, WCU	65
2015	Conor Clancey, WOF	66
2016	Heath Quinn, SAM	77
2017	JT Thomas, MER	62
2018	Andrew Moritz, UNCG	61
2019	Kel Johnson, MER	65
2020	Alec Cargin, WOF	23
2021	Pascanel Ferreras, WCU	56

### SLUGGING PERCENTAGE

1957	George Hart, DAV	.578
1958	Dave Kuhn, VT (NCAA)	.657
1959	Don Herman, GWU	.712
1960	Des Gatti, GWU	.736
1964	Tim Hill, GWU	.725
1968	Jimmy Snyder, ECU	.685
1971	Neil Eichelberger, FUR	.713
1975	George Weicker, DAV (NCAA)	.810
1977	Keith Ebersole, WCU, 1977	.721
1981	Mel Kinsey, WCU	.867
1984	Rock Hurst, FUR	.727
1985	Billy Masse, DAV	.741
1987	Dave Turgeon, DAV	.786
1989	Jason Nixon, MAR	.827
1990	Grant Brittain, WCU	.861
1991	Matt Raleigh, WCU	.776
1992	Matt Raleigh, WCU	.773
1993	Tim Kerns, DAV	.763
1996	Tommy Peterman, GSU	.760
1998	Stephen Crater, APP	.737
1999	Chris Moore, WCU	.744
2000	Matt Easterday, GSU	.770
2001	Nathan Copeland, ETSU	.743
2002	Lee Curtis, CofC	.738
2003	Lee Curtis, CofC	.747
2004	Caleb Moore, ETSU	.752
2005	Caleb Moore, ETSU	.705
2006	Steven Stausbaugh, WCU	.675
2007	Brandon Waring, WOF	.851
2008	Jeremie Tice, CofC	.838
2009	Pat Irvine, Elon	.789
2010	Mac Doyle, WOF	.755
2011	Victor Roache, GSU	.778
2012	Brandon Miller, SAM	.650
2013	Julian Ridings, WCU	.663
2014	Casey Jones, Elon	.668
2015	Kyle Lewis, MER	.677
2016	Kyle Lewis, MER	.731
2017	Tyler Tharp, VMI	.647
2018	Matt Pita, VMI	.721
2019	Matthew Koehler, WCU	.649
2020	Jake Madole, ETSU	1.065
2021	Ethan Cady, ETSU	.641

### ON-BASE PERCENTAGE

2000	Matt Easterday, GSU	.514
2001	Alan Beck, WCU	.515
2002	Brett Spivey, CofC	.488
2003	Ryan Gordon, UNCG	.473
2004	Chip Cannon, CIT	.514
2005	Jay Heafner, DAV	.533
2006	Greg Dowling, GSU	.511
2007	Brandon Waring, WOF	.518
2008	Chris Shehan, GSU	.557
2009	Joey Bergman, CofC	.551
2010	Rob Kral, CofC	.482
2011	Ross Heffley, WCU	.483
2012	Marty Gantt, CofC	.483
2013	Joe Jackson, CIT	.495
2014	Casey Jones, Elon	.502
2015	Matt Meeder, MER	.464
2016	Kyle Lewis, MER	.535
2017	Bryson Bowman, WCU	.470
2018	Brandon Michie, MER	.509
2019	Ryan Smoot, VMI	.462
2020	Brooks Carlson, SAM	.644
2021	Harris Beckley, WOF	.667

### DOUBLES

1960	Shelly Sutton, FUR	11
1962	Sam Pickens, FUR; Joe Hatalla, WVU	8
1963	Steve Berzansky, WVU	11
1964	Bill Marovic, WCU	10
1965	Dick Snyder, DAV; Robin Porter, VMI	7
1966	Fred Rodriguez, ECU	8
1967	Chuck Albertson, W&M; Jim Rama, W&M	7

1968	Gary Laney, FUR	9
1969	Carey Anderson, ECU; Eric Spink, GWU	8
1970	Neil Eichelberger, FUR	10
1971	Mike Aldridge, ECU	10
1972	George Weicker, DAV	9
1973	Mike Kaufman, FUR; Mark Bond, FUR	7
1974	Steve Anspaugh, APP	9
1975	Paul Martin, CIT (NCAA)	13
1976	Ed Willingham, DAV	11
1977	Sonny Wooten, ECU	14
1978	Fred Brown, WCU	14
1979	Gary Robinette, ETSU	12
1980	Willie Carpenter, WCU	18
1981	Mark Velazquez, ETSU	16
1982	Todd Sager, MAR	16
1983	Ron Vincent, APP	16
1985	Mike Carson, WCU	20
1986	Alan Lewis, DAV	17
1987	Freddie Hailey, WCU	21
1988	Roy Vilardi, DAV	19
1989	Steve Hollins, APP	18
1990	Rodney Tesh, WCU	20
1991	Mark Page, ETSU; Joey Cox, WCU	18
1992	Joey Cox, WCU	21
1993	Chris Lemonis, CIT; Mike Tidick, WCU	19
1994	Brett Boretti, DAV; Roy Hurst, WCU	20
1995	Tyson Whitley, GSU	25
1996	Alex Tolbert, WCU	25
1997	Ryan Butler, CIT	22
1998	Aaron Haigler, CIT	25
1999	Jody Pollock, GSU; Dustin Langley, GSU; Philip Hartig, CIT; Stewart Sloan, DAV	20

2000	Dustin Langley, GSU	26
2001	Andy Baxter, ETSU	25
2002	Jason Sarvis, UNCG	24
2003	Rod Goldston, WCU; Lee Curtis, CofC	26
2004	Caleb Moore, ETSU	31
2005	D.J. Wabick, CofC	27
2006	Case Cassidy, FUR23	
2007	David Rubinstein, APP	30
2008	Brandon Sizemore, CofC	24
2009	Joey Bergman, CofC	25
2010	Cole Rakar, CofC	26
2011	Saxon Butler, SAM	26
2012	Eric Phillips, GSU	24
2013	Tyler White, WCU	27
2014	Heath Quinn, SAM; Bradley Strong, WCU; Casey Jones, Elon	20
2015	Conor Clancey, WOF	27
2016	Hunter Swilling, SAM	25
2017	Chris Cook, ETSU	22
2018	Chris Cook, ETSU	22
2019	John Dempsey, WOF	22
2020	Colby Thomas, MER	9
2021	Colin Davis, WOF	18

### TRIPLES

1959	Don Herman, GWU	8
1960	Tom Clary, CIT; Paul Popovich, WVU	4
1962	Jim Procopio, WVU; Bill Whaley, CIT (NCAA)	4
1963	Jim Procopio, WVU	6
1964	Tim Hill, GWU	6
1965	Dick Snyder, DAV	4
1966	Claude Owen, DAV	5
1967	Randy Glesenkamp, W&M	5
1968	Jack Driscoll, W&M	4
1969	Ned Scherer, GWU	4
1970	Bubba Hooker, W&M; Hank Bunnell, GWU	5
1971	Bill Barnhill, DAV	5
1972	R. Ferry, CIT; Reggie Dunnavant, UR; Les Keenan, UR	3
1974	Richard Wieters, CIT; B. Daly, UR; B. Dziabul, APP	4
1975	Steve Becker, W&M (NCAA)	6
1976	Randy Ingram, APP	6
1977	Randy Howell, FUR; Rick Martin, APP	5
1978	Ron Mayfield, UTC	6
1979	Dave Cardwell, ETSU	10
1980	Bob Roma, FUR	5
1981	Kip Hagwood, CIT	7
1982	Marcos Velazquez, ETSU	10
1983	Robbie Peele, APP; Tom Sams, APP	5
1984	Freddie Hailey, WCU	6
1985	Jim Eldredge, WCU	4
1986	Lee Glaze, CIT; Ron Huntington, WCU	4
1987	Rob Morrison, MAR; Lawrence Sluder, APP; David Turgeon, DAV	3
1988	Billy Baker, CIT	6



**Jared Greenwood was one of four Western Carolina sluggers to lead the SoCon in home runs between 2001-06 when he hit 21 in 2004.**

1989	Garrett Hinshaw, APP; Anthony Jenkins, CIT; Buddy Ward, CIT	4
1990	Todd Raleigh, WCU; Phillip Tobin, CIT; Anthony Jenkins, CIT	4
1991	Rychlik, CIT; Matt Raleigh, WCU	5
1992	Vic Correll, CIT	6
1993	Ronnie Wagner, FUR; Louie Napoleon, VMI	4
1994	Louie Napoleon, VMI	7
1995	Scott McDaniel, APP	6
1996	Mark Hamlin, GSU	6
1997	Luke Goodwin, DAV	7
1998	Shane Sigmon, APP	6
1999	Billy Colome, CofC; Tracy Biggs, WCU	7
2001	Adam Etherington, FUR	6
2001	Adam Etherington, FUR	6
2002	Lee Curtis, CofC	9
2003	Lee Curtis, CofC	11
2004	Brett Gardner, CofC	9
2005	Evan Erickson, Elon; Brett Gardner, CofC; Shane Byrne, ETSU	5
2006	Chris Swauger, CIT	10
2007	Chris Dove, Elon; Chris Campbell, CofC	8
2008	Cover Overholtzer, UNCG; Chris Dove, Elon; Jason Rook, APP	6
2009	Isaac Harrow, APP; Corey Overholtzer, UNCG	6
2010	Mac Doyle, WOF	6
2011	Mac Doyle, WOF	7
2012	Daniel Aldrich, CofC	7
2013	Gunnar Heidt, CofC	7
2014	Jaylin Davis, APP	7
2015	Trey York, ETSU	6
2016	Andrew Moritz, UNCG	7
2017	Kody Ruedisili, WOF; Andrew Moritz, UNCG	6
2018	Andrew Moritz, UNCG	10
2019	Mike Brown, WOF; Zach Kuchmaner, UNCG; Matthew Koehler, WCU	5
2020	Jeffery Brown, CIT; Noah Hill, ETSU	3
2021	Corey Rosier, UNCG	4

### HITS

1960	Paul Popovich, WVU	43
1962	Joe Hatalla, WVU	39
1963	Steve Berzansky, WVU	41
1964	Bill Marovic, WVU	44
1965	Jim Hyder, DAV	40
1966	Jim Hyder, DAV	35
1967	Chuck Albertson, W&M	40
1968	Gordon Slade, DAV	42
1969	Rich Richardson, W&M	41
1970	Sam Perlozzo, GWU; Hank Bunnell, GWU;	

# ANNUAL STATISTICAL LEADERS



	Mike Ross, CIT	33
1971	Bill Barnhill, DAV	44
1975	George Weicker, DAV	52
1976	Russell Lee, FUR	46
1977	Everette Smith, FUR	56
1978	John Baker, UTC	61
1979	Gary Robinette, ETSU	61
1986	Lee Glaze, CIT	88
1987	Keith LeClair, WCU	87
1988	Keith LeClair, WCU	101
1989	Clint Fairey, WCU	69
1990	Anthony Jenkins, CIT	89
1991	Kevin Bellomo, WCU	101
1992	Rodney Hennon, WCU	92
1993	Rodney Hennon, WCU	87
1994	Roy Hurst, WCU	89
1995	Tyson Whitley, GSU	86
1996	Tommy Peterman, GSU	94
1997	Jeremy Bruce, WCU	99
1998	Terrence Smalls, CIT	90
1999	Eric Johnson, WCU	100
2000	Matt Easterday, GSU	107
2001	Scott Henley, GSU	99
2002	Lee Curtis, CofC	92
2003	Ryan Gordon, UNCG	96
2004	Byron Barber, CofC	107
2005	Brett Gardner, CofC	122
2006	Jermaine Mitchell, UNCG	93
2007	Chris Campbell, CofC	102
2008	Chris Shehan, GSU	98
2009	Sonny Meade, CIT	104
2010	Cole Rakar, CofC	102
2011	Eric Phillips, GSU	98
2012	Eric Phillips, GSU	93
2013	Aaron Attaway, WCU	97
2014	Casey Jones, Elon	82
2015	Matt Ramsay, WOF	84
2016	Ben Spitznagel, UNCG	95
2017	Andrew Moritz, UNCG	94
2018	Andrew Moritz, UNCG	92
2019	Lawson Hill, WOF	83
2020	Will Knight, VMI; Brooks Carlson, SAM	25
2021	Justice Bigbie, WCU	77

	<b>TOTAL BASES</b>	
1971	Neil Eichelberger, FUR	77
1975	George Weicker, DAV	94
1977	Everette Smith, FUR	97
1978	John Baker, UTC	101
1979	Dave Cardwell, ETSU	106
1986	Mike Carson, WCU	123
1987	Clint Fairey, WCU	146
1988	Keith LeClair, WCU	179
1989	Clint Fairey, WCU	125
1990	Anthony Jenkins, CIT	161
1991	Matt Raleigh, WCU	173
1992	Matt Raleigh, WCU	177
1993	Todd Greene, GSU	152
1994	Mike Tidick, WCU	154
1995	Steve Wilson, GSU	146
1996	Tommy Peterman, GSU	187
1997	Jerry Simmons, CIT	147
1998	Philip Hartig, CIT	143
1999	Philip Hartig, CIT	171
2000	Matt Easterday, GSU	187
2001	Philip Hartig, CIT	166
2002	Lee Curtis, CofC	166
2003	Lee Curtis, CofC	174
2004	Jared Greenwood, WCU	160
2005	Chris Campbell, CofC	168
2006	Chris Swauger, CIT	147
2007	Brandon Waring, WOF; Kenny Smith, WCU	189
2008	Jeremie Tice, CofC	192
2009	Chase Austin, Elon	178
2010	Matt Leeds, CofC	167
2011	Victor Roache, GSU	179
2012	Brandon Miller, SAM	160
2013	Ryan Kinsella, Elon	168
2014	Aaron Mizell, GSU	132
2015	Kyle Lewis, MER	153
2016	Heath Quinn, SAM	165
2017	Chris Cook, ETSU; Tyler Tharp, VMI	143
2018	Matt Pita, VMI	163
2019	Kel Johnson, MER	150
2020	Colby Thomas, MER	47
2021	Pascal Ferreras, WCU	133



**New York Yankees outfielder Brett Gardner (College of Charleston) was twice the SoCon leader in triples and stolen bases, and the speedster set SoCon marks with 85 runs and 122 hits in 2005.**

	<b>RUNS</b>	
1960	Dick Jones, CIT	30
1962	Sam Pickens, FUR	28
1963	Bill Marovic, WVU	40
1964	Bill Marovic, WVU	34
1965	Jim Hyder, DAV	23
1966	Mullan, GWU	26
1967	Chuck Albertson, W&M; Chuck Guth, WVU	27
1968	Mike Ross, CIT	27
1969	Rich Richardson, W&M	41
1977	David Ball, WCU	46
1978	Wayne Tolleson, WCU	46
1979	Dave Cardwell, ETSU	47
1980	Gary Robinette, ETSU	36
1981	Marcos Velazquez, ETSU	71
1982	Mike Knox, CIT	66
1983	Tony Martin, ETSU	47
1984	David Hyatt, WCU	40
1985	Lawrence Sluder, APP	58
1986	Ed Dubiel, APP	60
1987	Billy Masse, DAV	64
1988	Keith LeClair, WCU	65
1989	Steve Hollins, APP	56
1990	Anthony Jenkins, WCU	70
1991	Kevin Bellomo, WCU	77
1992	Matt Raleigh, WCU	77
1993	Rodney Hennon, WCU	65
1994	Mike Tidick, WCU	62
1995	Tyson Whitley, GSU	57
1996	Tommy Peterman, GSU	66
1997	Jeremy Bruce, WCU	82
1998	Martin Barrow, WCU	72
1999	Eric Johnson, WCU	83
2000	Chris Morris, CIT	81
2001	Doug Schutt, UNCG	67
2002	Chris Walker, GSU	79
2003	Alan Beck, WCU	68
2004	Phillip Coker, CofC	75
2005	Brett Gardner, CofC	85
2006	Barrett Shaft, WCU	68
2007	Oliver Marmol, CofC	84
2008	Chris Shehan, GSU	84
2009	Joey Bergman, CofC	88
2010	Cole Rakar, CofC	76
2011	Shawn Payne, GSU	70
2012	Marty Gantt, CofC	68
2013	Aaron Attaway, WCU	68
2014	Bradley Strong, WCU	58
2015	Hunter Swilling, SAM	63
2016	Kyle Lewis, MER	70
2017	Chris Cook, ETSU; Aaron Maher, ETSU	62
2018	Trey Truitt, Mercer	71
2019	Andrew Orzel, WOF	62

2020	Jeffery Brown, CIT	21
2021	Justice Bigbie, WCU	64

	<b>STOLEN BASES</b>	
1960	Gaines Mason, FUR	17
1962	Larry Hitchcock, CIT; Jim Procopio, WVU	13
1963	Bill Marovic, WVU	27
1964	Bill Marovic, WVU	27
1965	Bill Marovic, WVU	20
1966	Tom Parke, WVU	15
1967	Joe Lalli, GWU (NCAA)	21
1968	Jimmy Rama, W&M	16
1974	Mike Ramsey, APP	34
1975	Rick Schwartzman, W&M (NCAA)	27
1976	Rick Schwartzman, W&M	26
1977	Wayne Tolleson, WCU	26
1978	Wayne Tolleson, WCU	29
1979	John Porter, DAV	15
1982	Mike Knox, CIT	39
1984	Eddy Halleman, FUR	19
1985	Tim Jones, CIT	46
1986	Eddy Halleman, FUR	35
1987	Gary Sibayan, VMI	24
1988	Gary Sibayan, VMI	26
1989	Billy Swails, CIT	17
1990	Dan McDonnell, CIT	38
1991	Dan McDonnell, CIT	30
1992	Vic Correll, CIT; Dan McDonnell, CIT	27
1993	Will Shellman, APP	29
1994	David Beckley, CIT	39
1995	David Groseclose, VMI	33
1996	Antoine Moran, GSU	50
1997	Terrence Smalls, CIT	33
1998	Terrence Smalls, CIT	49
1999	Chris Morris, CIT	52
2000	Chris Morris, CIT	84
2001	Chris Walker, GSU	41
2002	Chris Walker, GSU	48
2003	Brett Gardner, CofC	28
2004	Byron Barber, CofC	25
2005	Brett Gardner, CofC	38
2006	Phillip Coker, CofC	36
2007	Chris Dove, Elon	31
2008	Chris Dove, Elon	38
2009	Trevor Collias, WCU	30
2010	Shawn Payne, GSU	43
2011	Shawn Payne, GSU	33
2012	Hector Crespo, APP	30
2013	William Head, APP; Ben Morgan, GSU	27
2014	Hunter Burton, FUR (NCAA)	41
2015	Jordan Tarsovich, VMI	24
2016	Garrett Brown, WCU	34
2017	Ryan Hagan, MER	24
2018	Nathan Eaton, VMI	36
2019	Mike Brown, WOF	38
2020	Zack Budzick, UNCG; Jake Lyle, ETSU	12
2021	Jack Renwick, WOF	28

	<b>BASES ON BALLS</b>	
1960	Harold Honeycutt, VT	23
1983	Mel Kinsey, WCU	55
1985	Ken Vickery, CIT	52
1990	Dan McDonnell, CIT	62
1991	Dan McDonnell, CIT	53
1992	Dan McDonnell, CIT	63
1993	Todd Greene, GSU	44
1994	Franco Martin, VMI	44
1995	Sy Jones, GSU	59
1996	Bo Betchman, CIT; Sy Jones, GSU	49
1997	Alex Tolbert, WCU	59
1998	Chris Moore, WCU	62
1999	Chris Morris, CIT	57
2000	Shane Schumaker, UNCG; Chris Morris, CIT	47
2001	Shane Schumaker, UNCG	43
2002	Strat Stavrou, WOF	41
2003	Alan Beck, WCU	47
2004	Chip Cannon, CIT	71
2005	Jared Greenwood, WCU	54
2006	Greg Dowling, GSU	53
2007	Blake Murphy, WCU	52
2008	Ricky Orton, UNCG	61
2009	Chris McGuinness, CIT	65
2010	Rob Kral, CofC	58
2011	Rob Kral, CofC	61
2012	Marty Gantt, CofC; Hector Crespo, APP	45
2013	Bo Thompson, CIT	54
2014	T.J. Dixon, SAM; Bo Thompson, CIT	41
2015	Matt Meeder, MER	48
2016	Kyle Lewis, MER	66

2017	Ryan Hagan, MER	41
2018	Brett Rodriguez, WOF	48
2019	Hudson Byorick, WOF	45
2020	Brooks Carlson, SAM	20
2021	Sonny DiChiara, SAM	48

### HIT BY PITCH

2000	Karl Morris, CofC	20 or 21
2002	Brett Anderson, CofC	20
2003	James Payne, GSU	23
2004	Byron Barber, CofC	24
2005	Gary Morris, Elon	32
2006	Tim Hallam, WCU	19
2007	Graham Maiden, CofC	29
2008	Bennett Davis, Elon	22
2009	Griffin Benedict, GSU	24
2010	Chris Barker, UNCG	26
2011	Trevor Edwards, UNCG	18
2012	Tyler Zupcic, APP; Scooter Williams, GSU	14
2013	Scooter Williams, GSU	19
2014	Bo Thompson, CIT	22
2015	Danny Edgeworth, MER	16
2016	Kramer Ferrell, WCU	18
2017	JT Thomas, MER	16
2018	Andrew Orzel, WOF	36
2019	Ryan Smoot, VMI	25
2020	Immanuel Wilder, WCU	11
2021	Hogan Windish, UNCG	21

## INDIVIDUAL PITCHING

### WINS

1952	Moe Bauer, WF	11
1959	Dennis Hill, GWU; Paul Chuma, WVU	8
1960	Dick Almes, CIT	8
1962	Tom Shafer, WVU	9
1963	John Radosevich, WVU	8
1964	John Radosevich, WVU	9
1965	John Radosevich, WVU	8
1966	Jerry Meadows, WVU	9
1967	Jay Newton, W&M; Mike Moschel, WVU; Dick Balderson, UR	7
1968	Hank Bunnell, GWU	9
1969	Hank Bunnell, GWU	6
1970	Hank Bunnell, GWU	9
1971	John Katona, FUR; Doug Pounder, CIT	10
1972	John Katona, FUR	8
1973	Tommy Toms, ECU; Steve Anspaugh, APP	7
1974	R. Martin, UR, Jim Blankenship, APP	7
1975	Hank Welch, CIT; Joel Tew, DAV	8
1976	Mickey Britt, ECU	10
1977	Jerry Reed, WCU	10
1978	Mike Pendleton, CIT	9
1979	Frank Galloway, CIT	9
1980	Jeff Andrews, ETSU	11
1981	Joe Graves, ETSU	11
1982	Phil Pierce, ETSU	10
1983	Mike Cherry, CIT	12
1984	Pete Hardee, APP	12
1985	Scott Gay, WCU	12
1986	Keith Smith, WCU	10
1987	Steve Condon, DAV	9
1988	Greg Wilcox, DAV	11
1989	Pete Palmer, APP	8
1990	Jack Kimel, WCU	11
1991	Will Ertel, FUR	12
1992	Jack Kimel, WCU	10
1993	Jason Beverlin, WCU	12
1994	Jason Beverlin, WCU	11
1995	William Rushing, GSU; Chris Pollard, DAV	11
1996	Julio Ayala, GSU	15
1997	Mark DiFelice, WCU	10
1998	Mark DiFelice, WCU	11
1999	Matt Baber, ETSU	12
2000	David Ray, GSU	12
2001	Brett Lewis, GSU	9
2002	Scooter Michael, UNCG	12
2003	Tom Mastny, FUR; Jarrett Santos, UNCG	11
2004	Ryan Johnson, CofC; Jonathan Ellis, CIT	12
2005	Jeremy Hall, ETSU	10
2006	Nick Chigges, CofC	11
2007	Nick Chigges, CofC; Ben Austin, WOF	11
2008	Steven Hensley, Elon	11
2009	Chris Mederos, GSU	11
2010	Asher Wojciechowski, CIT	12
2011	Josh Renfro, CofC; Chris Beck, GSU;	

2012	Josh Adams, GSU	9
2012	Josh Martin, SAM	12
2013	Jeremy Null, WCU; Jamie Nunn, APP	9
2014	Alex Ledford, SAM	11
2015	Matthew Milburn, WOF	10
2016	Will Gaddis, FUR	10
2017	Will Gaddis, FUR	9
2018	Matt Frisbee, UNCG; Robert Broom, MER	10
2019	Hayes Heinecke, WOF	10
2020	Cameron Reeves, CIT; Landon Knack, ETSU;	
	Dalton Rhadans, WOF	4
2021	Taylor Lobus, MER; Carson Cupo, SAM	9

### EARNED RUN AVERAGE

1957	Fox, CIT	1.44
1958	Paul Chuma, WVU (NCAA)	1.50
1960	Jim Carter, WVU	1.07
1962	Tom Shafer, WVU	1.52
1963	Joe Jeran, WVU	1.15
1964	Percy Sensabaugh, VMI	0.67
1965	Winston Blenckstone, UR	0.99
1966	Vaughn Kovach, WVU	0.66
1967	Marshall Dellinger, ECU	0.85
1968	Dennis Burke, ECU	0.91
1969	Terry Deaver, FUR	0.83
1970	Ron Hastings, ECU	0.56
1971	Rich Richardson, W&M	0.87
1972	Rusty Booth, CIT	0.95
1973	Roger Hatcher, UR	0.69
1974	Dave LaRussa, ECU	0.87
1975	Dean Reavis, ECU	1.82
1976	Pete Conaty, ECU	1.21
1977	Mickey Britt, ECU	1.68
1978	Don Gordon, CIT	1.72
1979	Frank Galloway, CIT	1.00
1980	Mike Sullivan, MAR	0.60
1981	Alan Hurt, CIT	1.85
1982	Kirk Bailey, APP	1.25
1983	David Mills, CIT	1.13
1984	Rich Collins, CIT	1.70
1985	J.D. McKinney, MAR	3.05
1986	Mike Montel, CIT	2.84
1987	Ward Withrow, CIT	1.32
1988	Paul Menhart, WCU	3.55
1989	Matt Gore, CIT	2.41
1990	Ken Britt, CIT (preCWS)	1.97
1991	Ken Britt, CIT	2.59
1992	Gettys Glaze, CIT	1.70
1993	John Price, CIT	2.20
1994	Britt Reames, CIT	2.16
1995	Donald Morillo, CIT	1.60
1996	Dan Stutzman, APP	2.24
1997	Tom Martin, CIT	3.25
1998	Jason Parsons, UNCG	2.32
1999	Lucas Hocker, CofC	2.52
2000	Eric Talbert, CIT	2.76

2001	Eric Talbert, CIT	2.06
2002	Randy Corn, CIT	1.37
2003	Tom Mastny, FUR	1.09
2004	Jonathan Ellis, CIT	2.18
2005	Chris Mason, UNCG	2.88
2006	Nick Chigges, CofC	1.40
2007	Drew Saberhagen, WCU	2.87
2008	Jay Jackson, FUR	3.17
2009	Matt Talley, CIT	3.42
2010	Matt Benedict, WCU	3.11
2011	Andy Moye, GSU; Matt Murray, GSU	2.39
2012	Christian Powell, CofC	2.69
2013	Alex Abrams, FUR	2.43
2014	Jason Richman, GSU	1.20
2015	Morgan Pittman, MER	2.43
2016	Andrew Wantz, UNCG	2.97
2017	Will Gaddis, FUR	1.89
2018	Robert Broom, MER	1.70
2019	Chad Sykes, UNCG	0.96
2020	Jackson Kelley, MER	0.70
2021	Dalton Rhadans, WOF	2.59

### STRIKEOUTS

1955	Jim Heise, WVU	111
1959	Dick Almes, CIT	127
1960	Paul Chuma, WVU	87
1962	Frank Griffith, UR	84
1963	John Radosevich, WVU (NCAA)	95
1964	John Radosevich, WVU	123
1965	John Radosevich, WVU	120
1966	Holland, DAV	113
1967	Jerry Meadows, ECU	105
1968	Hank Bunnell, GWU	93
1969	Hank Bunnell, GWU	79
1970	Hank Bunnell, GWU	110
1971	John Katona, FUR	109
1972	Steve Arrington, CIT	68
1973	Steve Arrington, CIT	93
1974	Todd Brenizer, FUR	78
1975	Richard Wieters, CIT	62
1976	Chris Davis, W&M	84
1977	Tim Barr, DAV	106
1978	Mike Pendleton, CIT	98
1979	Mike Pendleton, CIT	91
1981	Jeff Barkley, CIT	88
1982	Mike Cherry, CIT	106
1983	Mike Cherry, CIT	132
1984	Scott Gay, WCU	62
1985	Scott Gay, WCU	118
1986	Len Stratton, APP	90
1987	Len Stratton, APP	69
1988	Greg Wilcox, DAV	86
1989	Paul Menhart, WCU	64
1990	Paul Menhart, WCU	82
1991	Will Ertel, FUR	96
1992	Gettys Glaze, CIT	104
1993	Jason Beverlin, WCU	106
1994	Jason Beverlin, WCU	154
1995	William Rushing, GSU	172
1996	Julio Ayala, GSU	143
1997	Ryan Cummings, GSU	104
1998	Brian Rogers/Brian Wiley, CIT	159
1999	Brian Wiley, CIT	150
2000	David Ray, GSU	115
2001	Reid Casey, ETSU	107
2002	Brett Lewis, GSU	122
2003	Dennis Dove, GSU	118
2004	Jonathan Ellis, CIT131	
2005	Chris Mason, UNCG	135
2006	Everett Teaford, GSU	122
2007	Nick Chigges, CofC	112
2008	Steven Hensley, Elon	99
2009	Chris Mederos, GSU	113
2010	Asher Wojciechowski, CIT	155
2011	Chris Beck, GSU	109
2012	Chris Beck, GSU	115
2013	Justin Hess, GSU	120
2014	Sam Howard, GSU	94
2015	James Reeves, CIT	115
2016	Matthew Milburn, WOF	103
2017	JP Sears, CIT	142
2018	Adam Scott	137
2019	Zak Kent, VMI	132
2020	Landon Knack, ETSU	51
2021	Elliot Carney, WOF	107

### INNINGS PITCHED

1960	Dick Almes, CIT	94.0
1961	Lee Melear, VT	74.2



Wofford pitcher Ben Austin paced the SoCon with 11 wins in 2007 and a pair of shutouts in 2008.

# ANNUAL STATISTICAL LEADERS



1962	Tom Shafer, WVU	88.1
1963	Tony Romasco, GWU	76.2
1964	John Radosevich, WVU	81.0
1965	John Radosevich, WVU	77.0
1966	Howard Bryan, DAV	90.0
1967	Jay Newton, W&M	97.0
1968	Dick Balderson, UR	80.0
1969	Hank Bunnell, GWU	88.1
1970	Hank Bunnell, GWU	102.1
1971	Rick Pipan, DAV	94.0
1972	John Katona, FUR	76.1
1973	Tommy Toms, ECU	77.1
1974	Jim Blankenship, APP	93.1
1975	Joel Tew, DAV	94.2
1976	Mickey Britt, ECU	103.2
1977	Tim Barr, DAV	113.1
1978	Albie DeYoung, MAR	75.0
1979	Frank Galloway, CIT	99.0
1981	Jeff Barkley, CIT	94.0
1985	Scott Gay, WCU	113.1
1989	Paul Menhart, WCU	86.1
1990	Billy Baker, CIT	109.1
1991	Will Ertel, FUR	132.1
1992	Phillip Grundy, WCU	110.1
1993	Jason Beverlin, WCU	105.1
1994	Jason Beverlin, WCU	124.1
1995	William Rushing, GSU	160.0
1996	Julio Ayala, GSU	152.0
1997	Clint Sauls, GSU	115.0
1998	Clint Sauls, GSU	122.0
1999	David Pember, WCU	119.2
2000	Matt Baber, ETSU	133.2
2001	Reid Casey, ETSU	117.1
2002	Brett Lewis, GSU	126.1
2003	Ryan Basner, WCU	125.0
2004	Jonathan Ellis, CIT	136.1
2005	Everett Teaford, GSU	119.2
2006	Everett Teaford, GSU	120.1
2007	Austin Redwine, WOF	109.0
2008	Jay Jackson, FUR	99.1
2009	Wes Wrenn, CIT	102.0
2010	Asher Wojciechowski, CIT	125.2
2011	Chris Beck, GSU	103.0
2012	Josh Martin, SAM	110.0
2013	Kyle Webb, Elon	104.0
2014	Jordan Smith, WCU	105.0
2015	Alex Ledford, SAM	104.1
2016	Ryan Askew, MER; Will Gaddis, FUR	101.2
2017	Josh Winder, VMI	107.2
2018	Adam Scott, WOF	103.1
2019	Micah Kaczor, ETSU	101.1
2020	Adam Jewell, VMI	30.1
2021	Jacob Menders, VMI	88.1

## COMPLETE GAMES

1956	Charlie Moore, FUR	9
1965	John Radosevich, WVU	9
1966	Four players	7
1967	Jay Newton, W&M; Dick Balderson, UR	11
1968	Hank Bunnell, GWU; Dick Balderson, UR	9
1970	John Katona, FUR	10
1971	Rick Pipan, DAV	11
1974	Jim Blankenship, APP	9
1975	Joel Tew, DAV	10
1976	Jeff Roberts, FUR	9
1977	Tim Barr, DAV	10
1978	Albie DeYoung, MAR	8
1979	Mike Priesmeyer, ETSU	9
1980	Jeff Andrews, ETSU	9
1981	Jeff Barkley, CIT	9
1985	Kirk Burnett, FUR; Chris Johnson, ETSU	9
1989	Mike Clark, FUR	7
1990	Danny Clark, ETSU	8
1991	Will Ertel, FUR	11
1992	Charles Braswell, FUR; Dallas Rinehart, ETSU	9
1993	Matt Spade, MAR	7
1994	Matt Spade, MAR	9
1995	Chris Pollard, DAV	11
1996	W.G. Smith, VMI	7
1997	Jonathan Coulombe, DAV	10
1998	Michael Harrell, ETSU	7
1999	Matt Baber, ETSU	11
2000	Matt Baber, ETSU	9
2001	Toby David, FUR; George Lehr, WOF	4
2002	Jay Metzger, UNCG	6
2003	Tom Mastny, FUR	8
2004	Jonathan Ellis, CIT	9
2005	Chris Mason, UNCG	8

2006	Everett Teaford, GSU	4
2007	Seven tied	2
2008	Jesse Simpson, CofC; Ben Austin, WOF	2
2009	Wes Wrenn, CIT	3
2010	Asher Wojciechowski, CIT; Ian Parry, FUR; Jake Brown, GSU	3
2011	Matt Talley, CIT; Chris Beck, GSU; Andy Moye, GSU; Jordan Smith, WCU; Cash Collins, WOF	2
2012	Chris Beck, GSU	4
2013	C.K. Irby, SAM	3
2014	Tyler Moore, APP	5
2015	Eric Nyquist, MER	3
2016	Will Gaddis, FUR; Josh Winder, VMI; Matthew Milburn, WOF	2
2017	Josh Winder, VMI; Austin Higginbotham, WOF	3
2018	Austin Higginbotham, WOF; Adam Scott, WOF	2
2019	Shane Connolly, CIT; Jordan Merritt, CIT; David Dunlavey, FUR; Zak Kent, VMI	2
2020	None	0
2021	Zebby Matthews, WCU; Elliot Carney, WOF; Jacob Menders, VMI	2

## APPEARANCES

1989	Dan Norman, APP	22
1990	Hank Kraft, CIT	27
1991	Hank Kraft, CIT	26
1992	Billy Goodrich, VMI; Hank Kraft, CIT	24
1993	Paul Thornton, GSU	35
1994	Mike Manning, WCU	40
1995	Donald Morillo, CIT	32
1996	Tod Lee, GSU	38
1997	Tod Lee, GSU	42
1998	Tom Martin, CIT	38
1999	Marty Jones, GSU	33
2000	Taft Cable, UNCG	38
2001	Ted Toler, UNCG	41
2002	Randy Corn, CIT	39
2003	Jarrett Santos, UNCG	41
2004	Jarrett Santos, UNCG	34
2005	Luke Miller, WCU	37
2006	Patrick Currin, UNCG	38
2007	Kyle Kamppi, GSU	37
2008	James White, UNCG	38
2009	Mike Frongello, DAV	34
2010	Andrew Chilcoat, WCU34	
2011	Mike Frongello, DAV	39
2012	Ryan Hines, CIT	36
2013	Zach Sherrill, CIT	48
2014	Jason Richman, GSU (NCAA)	47
2015	Zach Lavery, CIT	41
2016	Robert Broom, MER	41
2017	Billy Greenfield, FUR	35
2018	Nick Spear, MER	32
2019	Nick Spear, MER	35
2020	Devin Beckley, CIT	11
2021	Luke Sutko, MER	31

## SAVES

1988	Brad Wanzenberg, DAV	11
1989	Tripp Blanton, CIT; Dan Norman, APP	6
1990	Hank Kraft, CIT; Doug Uzdilla, WCU	7
1991	Hank Kraft, CIT	9
1992	Hank Kraft, CIT	12
1993	Paul Thornton, GSU	17
1994	Mike Manning, WCU	14
1995	Donald Morillo, CIT	13
1996	Tod Lee, GSU	11
1997	Tod Lee, GSU; Tom Martin, CIT	7
1998	David Pember, WCU; Tom Martin, CIT	8
1999	Brett Davey, CofC; Jay Morgan, CIT; Ian Ostlund, VMI	7
2000	Jay Morgan, CIT	10
2001	Randy Corn, CIT; Andy Hutchings, CofC	13
2002	Randy Corn, CIT	12
2003	Chris Mason, UNCG	8
2004	Brett Harker, CofC	13
2005	Brett Harker, CofC	15
2006	Josh McLaughlin, CofC; Link Saunders, CIT	15
2007	A.J. Battisto, GSU; Greg Holland, WCU	10
2008	Thomas Girdwood, Elon	10
2009	Thomas Girdwood, Elon	17
2010	Chris Patterson, APP	13
2011	Andrew Jones, SAM	15
2012	Nathan Hyatt, APP	16
2013	Preston Hatcher, WCU	14



The 39 appearances by Davidson's Mike Frongello in 2010 led the league that year.

2014	Skylar Hunter, CIT	15
2015	Will Stillman, WOF	15
2016	Will Stillman, WOF	9
2017	Wyatt Burns, SAM	12
2018	Wyatt Burns, SAM	13
2019	Stephen Jones, SAM	13
2020	Hunter Phillips, MER	3
	Carson Cupo, SAM	3
	Rasesh Pandya, WOF	3
2021	Luke Sutko, MER	12

## SHUTOUTS

1979	Frank Galloway, CIT	4
1981	Jeff Montgomery, MAR	4
1989	Matt Gore, CIT; Paul Menhart, WCU	2
1990	Richard Shirer, CIT	3
1991	Ken Britt, CIT; Chris Smith, APP	3
1992	Gettys Glaze, CIT	5
1993	Clint Fair, GSU	3
1994	Tim Roth, GSU; William Rushing, GSU	3
2000	Four tied	1
2001	Six tied	1
2002	Five tied	2
2003	10 tied	1
2004	Jonathan Ellis, CIT	2
2005	Chris Mason, UNCG	1
2006	Nick Chiggas, CofC	2
2007	Six tied	1
2008	Ben Austin, WOF	2
2009	David Peterson, CofC; Matt Crim, CIT	1
2010	Matt Talley, CIT; Jimmy Reyes, Elon	2
2011	Jordan Smith, WCU	2
2012	Six tied	1
2013	Sam Agnew-Wieland, APP	2
2014	Five tied	1
2015	Eric Nyquist, MER; Adam Scott, WOF	2
2016	Five tied	1
2017	Five tied	1
2018	None	0
2019	Shane Connolly, CIT	2
2020	None	0

## OPPOSING BATTING AVERAGE

2000	Jason Cadenhead, GSU	.226
2001	Randy Corn, CIT	.209
2002	Randy Corn, CIT	.157
2003	Tom Mastny, FUR	.178
2004	Jonathan Ellis, CIT	.221
2005	Link Saunders, CIT	.234
2006	Nick Chiggas, CofC	.205
2007	Jeff Beliveau, CofC	.229
2008	Jay Jackson, FUR	.216
2009	Rob Gilliam, UNCG	.224
2010	Asher Wojciechowski, CIT	.233
2011	Matt Murray, GSU	.207
2012	Matt Pegler, CofC	.221
2013	Alex Abrams, FUR	.236
2014	Danny Mooney, DAV	.203
2015	James Reeves, CIT	.227
2016	Andrew Wantz, UNCG	.199
2017	Robert Broom, MER	.195
2018	Samuel Strickland, SAM	.177
2019	Chad Sykes, UNCG	.181
2020	Garrett Mathes, MER	.123
2021	Elliot Carney, WOF	.192

## TEAM BATTING

### BATTING AVERAGE

1963	The Citadel	.219
1964	West Virginia	.283
1965	George Washington	.279
1966	George Washington	.318
1967	East Carolina	.273
1968	George Washington	.284
1969	William & Mary	.269
1970	Richmond	.275
1971	Furman	.272
1972	Richmond	.262
1973	Appalachian State	.278
1974	Appalachian State	.268
1975	The Citadel	.293
1976	The Citadel	.295
1977	Western Carolina	.322
1978	Appalachian State	.353
1979	ETSU	.302
1980	Western Carolina	.324
1981	Appalachian State	.346
1982	The Citadel	.346
1983	Appalachian State	.317
1984	Appalachian State	.314
1985	Appalachian State	.328
1986	Appalachian State	.343
1987	Western Carolina	.314
1988	Appalachian State	.339
1989	Marshall	.317
1990	Western Carolina	.314
1991	Western Carolina	.330
1992	Western Carolina	.320
1993	ETSU	.313
1994	Western Carolina	.295
1995	Georgia Southern	.294
1996	Appalachian State	.314
1997	Western Carolina	.351
1998	ETSU	.314
1999	Western Carolina	.328
2000	The Citadel	.325
2001	Western Carolina	.311
2002	Western Carolina	.334
2003	The Citadel; Georgia Southern	.307
2004	College of Charleston	.341
2005	College of Charleston	.355
2006	College of Charleston	.325
2007	College of Charleston	.350
2008	Georgia Southern	.346
2009	College of Charleston	.345
2010	College of Charleston	.319
2011	Western Carolina	.302
2012	Western Carolina	.310
2013	UNCG	.311
2014	UNCG	.310
2015	Samford	.304
2016	UNCG (NCAA)	.345
2017	UNCG	.320
2018	UNCG	.326
2019	Wofford	.306
2020	Wofford	.316
2021	Western Carolina	.306

### HOME RUNS

1963	VMI	15
1964	Davidson	13
1965	Virginia Tech	10
1966	East Carolina	10
1967	East Carolina	14
1968	East Carolina	27
1969	East Carolina	16
1970	Furman	13
1971	Furman	29
1972	East Carolina	13
1973	Richmond	10
1974	East Carolina	19
1975	Davidson	24
1976	Richmond	24
1977	Western Carolina	37
1978	Appalachian State	41
1979	ETSU	44
1980	ETSU	40
1981	ETSU	69
1982	ETSU	60
1983	ETSU	59
1984	Western Carolina	36
1985	Appalachian State	78
1986	Appalachian State	76

1987	Davidson	84
1988	Western Carolina	112
1989	West Virginia	70
1990	Western Carolina	65
1991	Western Carolina	67
1992	Western Carolina	87
1993	Western Carolina; Davidson	67
1994	Davidson	47
1995	Georgia Southern	57
1996	Georgia Southern	73
1997	Western Carolina	100
1998	Western Carolina	55
1999	Western Carolina	82
2000	UNCG	61
2001	Georgia Southern	60
2002	Western Carolina	56
2003	Western Carolina	58
2004	Western Carolina	66
2005	ETSU	69
2006	Elon	68
2007	Wofford	108
2008	College of Charleston	130
2009	Elon	138
2010	College of Charleston	105
2011	College of Charleston	81
2012	Samford	66
2013	Western Carolina	71
2014	Georgia Southern	61
2015	Samford (NCAA)	85
2016	Mercer	93
2017	Mercer	79
2018	Mercer	80
2019	Mercer	73
2020	ETSU	21
2021	Mercer	92

### SLUGGING PERCENTAGE

2000	The Citadel	.478
2001	Western Carolina	.473
2002	College of Charleston	.508
2003	College of Charleston	.464
2004	College of Charleston	.485
2005	ETSU	.523
2006	Furman	.471
2007	College of Charleston	.570
2008	College of Charleston	.607
2009	Elon	.596
2010	College of Charleston	.539
2011	College of Charleston	.486
2012	Samford	.457



*Furman's Tom Mastny recorded a 1.09 ERA in 2003, which stands as the lowest mark in the SoCon since 1980. Mastny was drafted in the 11th round in 2003 and went on to spend three years in MLB.*

2013	Western Carolina	.493
2014	Davidson	.459
2015	Samford	.489
2016	UNCG (NCAA)	.538
2017	Mercer	.484
2018	VMI	.477
2019	Western Carolina	.449
2020	ETSU	.524
2021	Mercer	.499

### ON-BASE PERCENTAGE

2000	The Citadel	.410
2001	College of Charleston; Western Carolina	.391
2002	College of Charleston	.412
2003	Georgia Southern	.396
2004	College of Charleston	.431
2005	College of Charleston	.432
2006	Elon	.402
2007	College of Charleston	.423
2008	Georgia Southern	.437
2009	College of Charleston	.430
2010	College of Charleston	.413
2011	College of Charleston	.394
2012	Samford	.387
2013	The Citadel	.395
2014	Western Carolina	.383
2015	Wofford	.392
2016	UNCG (NCAA)	.425
2017	Mercer	.401
2018	Mercer	.400
2019	Wofford	.401
2020	Wofford	.422
2021	Western Carolina	.413

### RUNS

2000	The Citadel	492
2001	Georgia Southern	500
2002	College of Charleston	533
2003	Western Carolina	477
2004	College of Charleston	535
2005	College of Charleston	553
2006	Elon	491
2007	College of Charleston	552
2008	College of Charleston	627
2009	Elon	604
2010	College of Charleston	576
2011	College of Charleston	446
2012	Samford	436
2013	The Citadel	434
2014	Georgia Southern	413
2015	Samford	435
2016	UNCG	492
2017	UNCG	438
2018	Mercer	479
2019	Wofford	448
2020	Wofford	134
2021	Samford	431

### HITS

2000	The Citadel	687
2001	Georgia Southern	690
2002	Georgia Southern	733
2003	Western Carolina	694
2004	College of Charleston	760
2005	College of Charleston	814
2006	College of Charleston	725
2007	College of Charleston	760
2008	Georgia Southern	751
2009	The Citadel	728
2010	College of Charleston	732
2011	College of Charleston	627
2012	Samford	674
2013	Western Carolina	653
2014	Georgia Southern	627
2015	Samford	636
2016	UNCG (NCAA)	726
2017	Furman	676
2018	Mercer	635
2019	Wofford	631
2020	Wofford	177
2021	Samford	571

### RUNS BATTED IN

2000	The Citadel	444
2001	Georgia Southern	442
2002	College of Charleston	450
2003	Western Carolina	421
2004	College of Charleston	475
2005	College of Charleston	495
2006	Elon	449
2007	College of Charleston	513
2008	College of Charleston	589

# ANNUAL STATISTICAL LEADERS



2009	Elon	558
2010	College of Charleston	532
2011	College of Charleston	416
2012	Samford	399
2013	The Citadel	398
2014	Georgia Southern	372
2015	Samford	405
2016	UNCG	451
2017	UNCG	400
2018	Mercer	437
2019	Wofford	382
2020	Wofford	113
2021	Samford	393

## DOUBLES

2000	Georgia Southern	155
2001	Western Carolina	143
2002	College of Charleston	151
2003	Western Carolina	148
2004	Western Carolina	137
2005	College of Charleston	174
2006	Appalachian State	136
2007	Appalachian State	168
2008	College of Charleston	161
2009	College of Charleston	156
2010	College of Charleston	160
2011	College of Charleston	134
2012	Appalachian State	134
2013	Western Carolina	145
2014	Samford	120
2015	Wofford	125
2016	UNCG	145
2017	ETSU	130
2018	Wofford	114
2019	Wofford	134
2020	Mercer	35
2021	Mercer	119

## TRIPLES

2000	The Citadel	23
2001	Furman	24
2002	College of Charleston	42
2003	College of Charleston	27
2004	College of Charleston	23
2005	ETSU	17
2006	The Citadel	21
2007	College of Charleston	26
2008	Elon	24
2009	Elon	24
2010	UNCG	21
2011	Elon	21
2012	Appalachian State	20
2013	Elon	19
2014	Appalachian State	21
2015	Wofford	20
2016	UNCG (NCAA)	32
2017	UNCG (NCAA)	33
2018	UNCG	30
2019	UNCG	18
2020	The Citadel; ETSU	9
2021	UNCG	14

## TOTAL BASES

2000	Georgia Southern	1,018
2001	Georgia Southern	1,028
2002	College of Charleston	1,089
2003	Western Carolina	1,044
2004	College of Charleston	1,080
2005	College of Charleston	1,196
2006	Elon	1,022
2007	College of Charleston	1,237
2008	College of Charleston	1,304
2009	Elon	1,310
2010	College of Charleston	1,237
2011	College of Charleston	1,028
2012	Samford	1,020
2013	Western Carolina	1,045
2014	Georgia Southern	940
2015	Samford	1,023
2016	UNCG	1,130
2017	Furman	1,036
2018	Mercer	996
2019	Mercer	929
2020	ETSU	260
2021	Mercer	962

## BASES ON BALLS

2000	College of Charleston	314
2001	UNCG	293
2002	College of Charleston	256
2003	Western Carolina	274
2004	The Citadel	260



*The Citadel's Mike Pendleton (1978-81) owned a career 2.80 ERA and was part of a run that saw the Bulldogs lead the league in that category from 1977-83.*

2005	Elon	250
2006	Elon	308
2007	Elon	277
2008	Elon	330
2009	Elon	326
2010	Elon	302
2011	College of Charleston	297
2012	Samford	251
2013	Elon	280
2014	Georgia Southern	256
2015	Wofford	266
2016	Mercer (NCAA)	366
2017	Mercer	299
2018	VMI	281
2019	Wofford	288
2020	Wofford	90
2021	Wofford	301

## HIT BY PITCH

2000	College of Charleston	98
2002	Georgia Southern	86
2003	Georgia Southern	92
2004	College of Charleston	122
2005	Elon	108
2006	Western Carolina	101
2007	College of Charleston	96
2008	Elon	105
2009	Georgia Southern	107
2010	Elon; Western Carolina	93
2011	Elon	79
2012	Samford	73
2013	Western Carolina	72
2014	Western Carolina	82
2015	Western Carolina	79
2016	Western Carolina	98
2017	Western Carolina	68
2018	Mercer	92
2019	Western Carolina	86
2020	Mercer	30
2021	Western Carolina	87

## STRIKEOUTS

2000	UNCG	415
2001	UNCG	521
2002	The Citadel	397
2003	The Citadel	431
2004	The Citadel	466
2005	Elon	424
2006	Wofford	447
2007	Wofford	427
2008	Elon	443
2009	Elon	469
2010	College of Charleston	479
2011	Davidson	476
2012	College of Charleston	488
2013	Georgia Southern	514
2014	Samford	448
2015	The Citadel	516
2016	The Citadel	520
2017	VMI	608
2018	Western Carolina	496
2019	VMI	548
2020	VMI	155
2021	Samford	491

## STOLEN BASES

2000	The Citadel	198
2001	Georgia Southern	131
2002	Georgia Southern	151
2003	UNCG; College of Charleston	101
2004	College of Charleston	112
2005	College of Charleston	99
2006	College of Charleston	128
2007	Elon	103
2008	Elon	155
2009	Western Carolina	126
2010	The Citadel	127
2011	Elon	114
2012	Appalachian State	94
2013	Wofford (NCAA)	163
2014	Wofford (NCAA)	152
2015	Wofford (NCAA)	138
2016	Wofford	101
2017	Wofford	124
2018	Wofford	148
2019	Wofford	155
2020	Wofford	47
2021	Wofford	132

## TEAM PITCHING

### EARNED RUN AVERAGE

1963	The Citadel	3.14
1964	West Virginia	1.46
1965	VMI	2.20
1966	West Virginia	1.84
1967	East Carolina	1.93
1968	East Carolina	2.47
1969	The Citadel	1.91
1970	East Carolina	1.57
1971	The Citadel	2.17
1972	The Citadel	1.74
1973	The Citadel	2.14
1974	East Carolina	1.86
1975	East Carolina	2.62
1976	East Carolina	2.02
1977	The Citadel	2.67
1978	The Citadel	2.41
1979	The Citadel	2.24
1980	The Citadel	3.16
1981	The Citadel	3.37
1982	The Citadel	2.61
1983	The Citadel	2.84
1984	Appalachian State	2.59
1985	Appalachian State	4.06
1986	Appalachian State	4.25
1987	Appalachian State	4.79
1988	Western Carolina	4.92
1989	The Citadel	4.38
1990	The Citadel	3.67
1991	The Citadel	3.40
1992	The Citadel	3.77
1993	Georgia Southern	3.89
1994	Western Carolina	2.97
1995	The Citadel	3.26
1996	Georgia Southern	4.26
1997	The Citadel	5.19



# ANNUAL STATISTICAL LEADERS

#SoConBSB

1998	Western Carolina	4.03
1999	College of Charleston	4.54
2000	The Citadel	4.12
2001	The Citadel	3.81
2002	The Citadel	3.53
2003	UNCG	3.69
2004	UNCG	4.17
2005	College of Charleston	4.06
2006	College of Charleston	3.02
2007	Western Carolina	4.79
2008	The Citadel	5.17
2009	The Citadel	4.50
2010	The Citadel	4.57
2011	Samford	3.11
2012	College of Charleston	3.21
2013	College of Charleston	4.20
2014	Georgia Southern	3.15
2015	The Citadel	4.46
2016	Samford	4.95
2017	Samford	4.42
2018	Samford	3.60
2019	ETSU	3.48
2020	Mercer	2.69
2021	ETSU	4.63

### OPPOSING BATTING AVERAGE

2000	The Citadel	.269
2001	The Citadel	.262
2002	The Citadel	.257
2003	UNCG	.256
2004	College of Charleston	.268
2005	College of Charleston	.270
2006	College of Charleston	.238
2007	College of Charleston	.275
2008	Elon	.284
2009	The Citadel	.274
2010	The Citadel	.274
2011	Samford	.242
2012	College of Charleston	.241
2013	College of Charleston	.264
2014	Georgia Southern	.252
2015	The Citadel	.272
2016	UNCG	.266
2017	Samford	.251
2018	Samford	.229
2019	Samford	.245
2020	Mercer	.217
2021	ETSU, Wofford	.259

### INNINGS PITCHED

2000	Georgia Southern	543.0
2001	The Citadel	554.2
2002	Georgia Southern	563.1
2003	Western Carolina	566.1
2004	The Citadel	600.2
2005	College of Charleston	568.0
2006	College of Charleston	575.1
2007	Western Carolina	550.1
2008	Elon	549.2
2009	The Citadel	539.2
2010	The Citadel	580.2
2011	Georgia Southern	546.2
2012	Samford	570.1
2013	Elon	573.1
2014	Georgia Southern	565.0
2015	Wofford	532.0
2016	Samford	541.1
2017	Furman	538.0
2018	Samford	562.2
2019	Mercer	562.1
2020	Furman	153.2
2021	Wofford	499.2

### STRIKEOUTS

2000	Georgia Southern/UNCG	476
2001	Georgia Southern	543
2002	Georgia Southern	552
2003	Georgia Southern	591
2004	The Citadel	494
2005	College of Charleston	509
2006	College of Charleston	522
2007	College of Charleston	445
2008	College of Charleston	480
2009	Western Carolina	487
2010	College of Charleston	531
2011	Samford	479
2012	Samford	491
2013	Western Carolina	490
2014	Wofford	496
2015	The Citadel	509
2016	Western Carolina	512
2017	Mercer	522

2018	Mercer	633
2019	Mercer	533
2020	ETSU	166
2021	Samford	526

### WINS

2000	The Citadel	39
2001	Georgia Southern	42
2002	Georgia Southern	39
2003	Western Carolina	43
2004	College of Charleston	47
2005	College of Charleston	48
2006	College of Charleston	46
2007	Western Carolina	41
2008	Elon	44
2009	Georgia Southern	42
2010	College of Charleston	44
2011	College of Charleston	39
2012	Appalachian State; Samford*	41
2013	Western Carolina	39
2014	Georgia Southern	40
2015	Wofford	39
2016	UNCG; Mercer	38
2017	Mercer	39
2018	UNCG	39
2019	Samford	41
2020	Wofford	14
2021	Wofford	36

\* Samford later vacated all wins from 2012

### SAVES

2000	The Citadel	15
2001	The Citadel	16
2002	Western Carolina	15
2003	Western Carolina	14
2004	College of Charleston	19
2005	College of Charleston	19
2006	College of Charleston	20
2007	Wofford	15
2008	College of Charleston	18
2009	Elon	24
2010	Appalachian State; Georgia Southern	15
2011	College of Charleston	20
2012	Elon	19
2013	Western Carolina	17
2014	Samford	18
2015	Wofford	18
2016	Mercer	15
2017	UNCG	19
2018	UNCG	22
2019	Samford	18
2020	ETSU; Mercer	5
2021	Wofford	14

### RUNNERS PICKED OFF

2002	Georgia Southern	17
2003	VMI	21
2004	Western Carolina	17
2005	Georgia Southern	22
2006	Georgia Southern	22
2007	Georgia Southern	22
2008	The Citadel	28
2009	The Citadel; Davidson	17
2010	Davidson	25
2011	Georgia Southern	23
2012	College of Charleston	17
2013	Elon; Davidson	19
2014	Wofford; Georgia Southern	16
2015	The Citadel	20
2016	Wofford	22
2017	Wofford	15
2018	UNCG	16
2019	UNCG	17
2020	Wofford	7
2021	VMI	12

### FEWEST HITS ALLOWED

2000	Wofford	516
2001	College of Charleston	496
2002	The Citadel	491
2003	Davidson	465
2004	Wofford	496
2005	UNCG	493
2006	College of Charleston	512
2007	College of Charleston	578
2008	Furman	578
2009	UNCG	513
2010	Davidson	558
2011	Davidson	466
2012	UNCG	471
2013	College of Charleston	520
2014	Davidson	441

2015	UNCG	477
2016	UNCG	524
2017	Samford	479
2018	UNCG	466
2019	ETSU	458
2020	The Citadel	118
2021	ETSU	426

### FEWEST RUNS ALLOWED

2000	The Citadel	297
2001	College of Charleston	296
2002	The Citadel	259
2003	Furman	261
2004	UNCG	278
2005	UNCG	274
2006	College of Charleston	238
2007	Western Carolina	346
2008	The Citadel	330
2009	The Citadel	318
2010	Appalachian State	332
2011	Samford	237
2012	College of Charleston	263
2013	College of Charleston	272
2014	Georgia Southern	273
2015	Mercer	307
2016	Samford	339
2017	Mercer	311
2018	UNCG	258
2019	ETSU	238
2020	Mercer	56
2021	ETSU	251

### FEWEST EARNED RUNS ALLOWED

2000	The Citadel	235
2001	The Citadel	235
2002	The Citadel	193
2003	Furman	215
2004	UNCG	227
2005	UNCG	228
2006	College of Charleston	193
2007	College of Charleston	282
2008	The Citadel	287
2009	The Citadel	270
2010	Appalachian State	287
2011	Samford	181
2012	College of Charleston	192
2013	College of Charleston	239
2014	Georgia Southern	198
2015	The Citadel	254
2016	Samford	298
2017	Samford	251
2018	UNCG, Samford	225
2019	ETSU	190
2020	Mercer	44
2021	ETSU	219

### FEWEST WALKS ALLOWED

2000	The Citadel	159
2001	Wofford	147
2002	VMI	152
2003	UNCG	152
2004	UNCG	145
2005	UNCG	154
2006	Furman	172
2007	Furman	186
2008	Furman	196
2009	Appalachian State	184
2010	Davidson	188
2011	Davidson	156
2012	College of Charleston	182
2013	College of Charleston	167
2014	Davidson	188
2015	Mercer	169
2016	Wofford	202
2017	Furman	156
2018	Wofford	177
2019	ETSU	164
2020	ETSU	40
2021	Wofford	164

### FEWEST DOUBLES ALLOWED

2000	UNCG	90
2002	The Citadel	92
2003	Furman	85
2004	UNCG; Elon	104
2005	Furman	94
2006	College of Charleston	66
2007	College of Charleston	96
2008	Elon	97
2009	The Citadel	86
2010	The Citadel	100
2011	Samford	76

# ANNUAL LEADERS/MLB DRAFT



2012	Western Carolina	76
2013	Furman	87
2014	Western Carolina	72
2015	Mercer	76
2016	Mercer	77
2017	Samford	77
2018	Mercer	75
2019	Samford	75
2020	Samford	17
2021	Mercer	65

### FEWEST TRIPLES ALLOWED

2000	VMI	4
2002	The Citadel	7
2003	Furman	6
2004	College of Charleston	5
2005	Davidson	5
2006	College of Charleston	3
2007	Elon	8
2008	Davidson; College of Charleston	6
2009	Elon	2
2010	Elon	9
2011	Elon	5
2012	Wofford	2
2013	Davidson; College of Charleston	7
2014	Georgia Southern	6
2015	VMI	4
2016	Wofford	4
2017	Mercer	6
2018	VMI	5
2019	Mercer	7
2020	Mercer	0
2021	VMI	4

### FEWEST HOME RUNS ALLOWED

2000	The Citadel	19
2001	College of Charleston	18
2002	The Citadel	24
2003	Davidson	28
2004	UNCG	26
2005	UNCG	34
2006	UNCG	35
2007	Western Carolina	44
2008	The Citadel	37
2009	The Citadel	34
2010	Appalachian State	49
2011	College of Charleston	24
2012	Appalachian State	22
2013	Western Carolina	28
2014	UNCG	16
2015	The Citadel	29
2016	UNCG	45
2017	The Citadel	37
2018	UNCG	37
2019	ETSU	29
2020	Wofford	6
2021	ETSU	34

### WILD PITCHES

2000	Wofford	102
2002	College of Charleston	56
2003	Wofford	55
2004	College of Charleston	64
2005	Wofford	66
2006	Wofford	69
2007	Appalachian State	61
2008	College of Charleston	71
2009	Western Carolina	67
2010	UNCG	75
2011	Furman	61
2012	Furman	77
2013	UNCG	73
2014	Furman	81
2015	Western Carolina	104
2016	The Citadel	70
2017	UNCG	78
2018	VMI	75
2019	Western Carolina	110
2020	VMI	31
2021	Western Carolina	76

### HIT BATTERS

2000	Western Carolina	81
2002	VMI	58
2003	College of Charleston	71
2004	Davidson	67
2005	Appalachian State	66
2006	Wofford	70
2007	Davidson	85
2008	Davidson; Western Carolina	72
2009	Western Carolina	92
2010	Furman	80

2011	College of Charleston	82
2012	College of Charleston	77
2013	College of Charleston	76
2014	Elon	81
2015	Samford	85
2016	UNCG	75
2017	VMI	66
2018	Western Carolina	92
2019	VMI	71
2020	Furman	28
2021	VMI	68

## TEAM FIELDING

### FIELDING PERCENTAGE

1979	Marshall	.952
1980	ETSU	.959
1981	ETSU	.962
1982	ETSU	.958
1983	ETSU	.957
1984	Appalachian State	.960
1985	Appalachian State	.953
1986	Western Carolina	.952
1987	Davidson	.960
1988	The Citadel	.955
1989	Appalachian State; Western Carolina	.961
1990	Appalachian State	.953
1991	The Citadel	.963
1992	Georgia Southern	.962
1993	VMI	.973
1994	ETSU	.963
1995	The Citadel	.967
1996	Georgia Southern	.966
1997	The Citadel	.957
1998	UNCG	.968
1999	UNCG	.961
2000	UNCG	.965
2001	Wofford	.960
2002	Georgia Southern	.962
2003	UNCG	.970
2004	The Citadel	.974
2005	UNCG	.972
2006	Elon	.970
2007	UNCG	.967
2008	Appalachian State	.971
2009	Georgia Southern	.973
2010	Georgia Southern	.967
2011	UNCG	.975
2012	Appalachian State	.968
2013	Appalachian State	.970
2014	Furman	.967
2015	Mercer	.973
2016	Mercer	.980
2017	UNCG	.978
2018	UNCG	.978
2019	ETSU	.971
2020	ETSU	.971
2021	Mercer	.980

### ERRORS

2000	VMI	122
2002	Furman	114
2003	College of Charleston	114
2004	Appalachian State	119
2005	Appalachian State	138
2006	Wofford	109
2007	College of Charleston; Wofford	101
2008	Davidson	108
2009	Western Carolina	98
2010	Samford	101
2011	The Citadel	98
2012	Wofford	112
2013	Elon	110
2014	Davidson	87
2015	The Citadel	103
2016	Western Carolina	84
2017	Wofford	74
2018	Western Carolina	91
2019	The Citadel	111
2020	Furman	39
2021	The Citadel	80

### DOUBLE PLAYS

2000	Wofford	64
2002	Furman	61
2003	Western Carolina	55
2004	The Citadel	60
2005	Furman	68
2006	Georgia Southern	64

2007	Wofford	64
2008	UNCG	59
2009	Elon	61
2010	Elon	66
2011	Furman	59
2012	Elon	57
2013	Appalachian State	52
2014	Furman; Samford	58
2015	Furman	48
2016	Western Carolina	56
2017	ETSU	52
2018	Furman	53
2019	Mercer	56
2020	Western Carolina	18
2021	Western Carolina	47

### CAUGHT STEALING BY

2000	Davidson	40
2002	Wofford	29
2003	Georgia Southern	35
2004	Wofford; Davidson; Georgia Southern	32
2005	Western Carolina	37
2006	Davidson	42
2007	Georgia Southern	26
2008	Davidson	27
2009	Samford	32
2010	Wofford	33
2011	Wofford	30
2012	Elon	30
2013	Davidson	38
2014	Georgia Southern	30
2015	The Citadel	27
2016	Western Carolina	38
2017	Samford	32
2018	Western Carolina	28
2019	Samford	23
2020	Samford	12
2021	Samford	26

(NCAA) - led NCAA



# MLB FIRST-YEAR PLAYER DRAFT

The MLB First-Year Player Draft dates back to 1965.

## 1965 MLB First-Year Player Draft (7)

Round	Overall	Player	School	Pos.	Team
5	90	John Radosevich	West Virginia	LHP	Los Angeles Dodgers
22	435	John Rawls	East Carolina	RHP	Baltimore Orioles
29	556	Carlton Barnes	East Carolina	SS	Cincinnati Reds
30	560	Ron Renner	West Virginia	C	Chicago Cubs
31	586	Thomas Porter	The Citadel	OF	New York Yankees
51	774	Percy Sensabaugh	VMI	P	Baltimore Orioles
56	790	Wayne Britton	East Carolina	OF	Baltimore Orioles

## 1966 MLB First-Year Player Draft (11)

Round	Overall	Player	School	Pos.	Team
9	171	Richard Narron	East Carolina	C	Atlanta Braves
13	249	Smith Holland	The Citadel	RHP	Philadelphia Phillies
14	279	James Raynor	East Carolina	RHP	Los Angeles Dodgers
19	370	Earl Hash	Richmond	OF	New York Yankees
23	446	Jerry Meadows	West Virginia	RHP	St. Louis Cardinals
24	475	Robin Porter	VMI	C/OF	Pittsburgh Pirates
25	494	Doug Stanley	West Virginia	OF	Pittsburgh Pirates
30	579	Dick Snyder	Davidson	OF	Washington Senators
37	691	Fred Rodriguez	East Carolina	2B	Chicago Cubs
43	750	Vaughn Kovach	West Virginia	RHP	Baltimore Orioles
4*	63	Percy Sensabaugh	VMI	P	Washington Senators

## 1967 MLB First-Year Player Draft (5)

Round	Overall	Player	School	Pos.	Team
11	220	Chuck Boggs	West Virginia	C	Los Angeles Dodgers
4*	61	Jerry Meadows	West Virginia	RHP	Houston Astros
5*	88	Richard Narron	East Carolina	C	Washington Senators
5^	81	Jerry Meadows	West Virginia	RHP	Baltimore Orioles
12^	187	Richard Narron	East Carolina	C	New York Mets

## 1968 MLB First-Year Player Draft (5)

Round	Overall	Player	School	Pos.	Team
2	38	James Snyder	East Carolina	RHP	Pittsburgh Pirates
10	227	William Hancock	Furman	C	San Diego Padres
11	233	Vince Colbert-\$	East Carolina	RHP	Cleveland Indians
24	545	Denny Taylor	West Virginia	LHP	Chicago Cubs
39	820	John Medlin	William & Mary	OF	Kansas City Royals

## 1969 MLB First-Year Player Draft (1)

Round	Overall	Player	School	Pos.	Team
7*	144	William Hancock	Furman	C	San Diego Padres

## 1970 MLB First-Year Player Draft (1)

Round	Overall	Player	School	Pos.	Team
37	805	Gordon Slade	Davidson	OF	Washington Senators

## 1971 MLB First-Year Player Draft (3)

Round	Overall	Player	School	Pos.	Team
13	309	Horace Richardson	William & Mary	LHP/OF	Baltimore Orioles
14	333	Mike Aldridge	East Carolina	OF	New York Mets
27	617	Bruce Wright	Richmond	OF	San Francisco Giants

## 1972 MLB First-Year Player Draft (2)

Round	Overall	Player	School	Pos.	Team
8	169	Don Leege	Furman	C	San Diego Padres
9	204	John Shermer	Appalachian State	RHP	Chicago White Sox

## 1973 MLB First-Year Player Draft (1)

Round	Overall	Player	School	Pos.	Team
6	126	Tommy Toms-\$	East Carolina	RHP	San Francisco Giants

## 1974 MLB First-Year Player Draft (2)

Round	Overall	Player	School	Pos.	Team
13	289	Todd Brenizer	Furman	LHP	Philadelphia Phillies
24	532	William Daly	Richmond	3B	New York Mets

## 1975 MLB First-Year Player Draft (3)

Round	Overall	Player	School	Pos.	Team
3	64	Mike Ramsey-\$	Appalachian State	SS	St. Louis Cardinals
6	130	Ronald Staggs	East Carolina	1B	Montreal Expos
9	194	Bobby Mitchell	Richmond	SS/OF	San Diego Padres

## 1976 MLB First-Year Player Draft (2)

Round	Overall	Player	School	Pos.	Team
9	203	Renie Martin-\$	Richmond	RHP	San Francisco Giants
10	236	Ronald Brower	Appalachian State	1B	Montreal Expos

## 1977 MLB First-Year Player Draft (5)

Round	Overall	Player	School	Pos.	Team
5	108	Richard Wieters	The Citadel	RHP	Atlanta Braves
9	214	Randy Howell	Furman	OF	St. Louis Cardinals
9	230	Ron Smith	Furman	SS	Philadelphia Phillies
12	304	Wayne Tolleson-\$	Western Carolina	SS	Pittsburgh Pirates
22	559	Jerry Reed-\$	Western Carolina	RHP	Philadelphia Phillies

## 1978 MLB First-Year Player Draft (3)

Round	Overall	Player	School	Pos.	Team
8	202	Wayne Tolleson-\$	Western Carolina	SS	Texas Rangers
16	409	Stan Brown	Davidson	OF	Pittsburgh Pirates
27	639	Everett Smith	Furman	OF	St. Louis Cardinals

## 1979 MLB First-Year Player Draft (6)

Round	Overall	Player	School	Pos.	Team
1	21	Atlee Hammaker-\$	ETSU	LHP	Kansas City Royals
3	53	Rick Adair	Western Carolina	LHP	Seattle Mariners

7	178	Bob Lapple	Davidson	C	Cincinnati Reds
13	330	David Cardwell	ETSU	SS	San Francisco Giants
14	342	Randy Ingle	Appalachian State	SS	Atlanta Braves
24	616	Francis Galloway	The Citadel	RHP	Milwaukee Brewers

## 1980 MLB First-Year Player Draft (2)

Round	Overall	Player	School	Pos.	Team
14	346	Gary Robinette	ETSU	3B	Chicago White Sox
36	791	David Cardwell	ETSU	SS	San Francisco Giants

## 1981 MLB First-Year Player Draft (2)

Round	Overall	Player	School	Pos.	Team
6	139	Bryan Snyder	ETSU	OF	San Francisco Giants
25	622	Jeff Andrews	ETSU	RHP	Chicago Cubs

## 1982 MLB First-Year Player Draft (7)

Round	Overall	Player	School	Pos.	Team
5	125	Bill White	The Citadel	1B	Los Angeles Dodgers
7	167	Mike Knox	The Citadel	SS	Atlanta Braves
13	326	Jeff Barkley-\$	The Citadel	RHP	Cleveland Indians
13	335	Kirk Bailey	Appalachian State	RHP	New York Yankees
21	526	Greg Bartley	ETSU	RHP	Seattle Mariners
22	548	Mark Poston	Appalachian State	RHP	San Diego Padres
25	635	B.J. Hinson	ETSU	2B	Houston Astros

## 1983 MLB First-Year Player Draft (6)

Round	Overall	Player	School	Pos.	Team
2	38	Mike Cherry	The Citadel	RHP	Los Angeles Dodgers
3	76	Wayne Dannenberg	ETSU	OF	Philadelphia Phillies
9	212	Jeff Montgomery-\$	Marshall	RHP	Cincinnati Reds
14	355	Tim Bailey	ETSU	OF	Detroit Tigers
16	412	Mike Nipper	ETSU	2B	Atlanta Braves
44	821	Marty Blair	The Citadel	SS	Texas Rangers

## 1984 MLB First-Year Player Draft (6)

Round	Overall	Player	School	Pos.	Team
21	534	Pete Hardee	Appalachian State	RHP	Montreal Expos
23	579	John Murphy	The Citadel	3B	St. Louis Cardinals
25	639	Rich Bosley	Appalachian State	RHP	Baltimore Orioles
37	790	Rock Hurst	Furman	C	Cleveland Indians
38	796	Charlie Fonville	Western Carolina	1B	Seattle Mariners
43	820	John Pust	Western Carolina	SS	Cleveland Indians

## 1985 MLB First-Year Player Draft (7)

Round	Overall	Player	School	Pos.	Team
2	46	Tim Jones-\$	The Citadel	SS	St. Louis Cardinals
4	100	Todd Welborn	Appalachian State	RHP	New York Mets
4	103	Scott Gay	Western Carolina	RHP	New York Yankees
10	237	Rich Bosley	Appalachian State	RHP	Milwaukee Brewers
11	278	John McKinney	Marshall	RHP	Philadelphia Phillies
15	375	Rock Hurst	Furman	C	Cleveland Indians
21	539	Tony Welborn	Appalachian State	OF	Kansas City Royals

## 1986 MLB First-Year Player Draft (6)

Round	Overall	Player	School	Pos.	Team
3	70	Tony Welborn	Appalachian State	OF/RHP	Montreal Expos
22	558	Kent Alexander	Appalachian State	RHP	Chicago Cubs
23	579	Steve Condon	Davidson	RHP	Milwaukee Brewers
26	644	Rick Reed-\$	Marshall	RHP	Pittsburgh Pirates
39	846	Ron Huntington	Western Carolina	2B	Atlanta Braves
40	855	Scott Church	ETSU	SS	Philadelphia Phillies

## 1987 MLB First-Year Player Draft (6)

Round	Overall	Player	School	Pos.	Team
7	169	Dan Simonds	Davidson	C	Baltimore Orioles
12	295	Billy Masse	Davidson	OF	Chicago Cubs
15	377	Alan Lewis	Davidson	SS	Los Angeles Dodgers
19	496	Freddie Hailey	Western Carolina	OF	New York Yankees
22	574	David Turgeon	Davidson	3B	New York Yankees
49	1,164	Dave Fitzgerald	Davidson	LHP	New York Yankees

## 1988 MLB First-Year Player Draft (6)

Round	Overall	Player	School	Pos.	Team
12	314	Tom Malchesky	Western Carolina	3B	St. Louis Cardinals
18	457	John Chafin	Marshall	RHP	Chicago White Sox
22	573	Skip Nellooms	Western Carolina	OF	New York Yankees
27	705	Dave Fitzgerald	Davidson	LHP	Milwaukee Brewers
28	730	John Stephens	The Citadel	3B	St. Louis Cardinals
54	1,296	Dave Piel	Western Carolina	C	Atlanta Braves

## 1989 MLB First-Year Player Draft (1)

Round	Overall	Player	School	Pos.	Team
17	450	Andy Beasley	VMI	C	Oakland Athletics

## 1990 MLB First-Year Player Draft (6)

Round	Overall	Player	School	Pos.	Team
4	112	Andy Beasley	VMI	C	St. Louis Cardinals
8	225	Paul Menhart-\$	Western Carolina	RHP	Toronto Blue Jays
11	307	Mark Craft	VMI	RHP	Oakland Athletics
29	779	Anthony Jenkins	The Citadel	OF	St. Louis Cardinals
37	959	Mike Montgomery	ETSU	RHP	Philadelphia Phillies
41	1,055	Steven Hollins	Appalachian State	SS	Philadelphia Phillies

## 1991 MLB First-Year Player Draft (2)

Round	Overall	Player	School	Pos.	Team
30	801	Brad Stowell	The Citadel	RHP	Oakland Athletics
56	1,405	Kevin Bellomo	Western Carolina	OF	San Francisco Giants

#SoConBSB

# MLB FIRST-YEAR PLAYER DRAFT



## 1992 MLB First-Year Player Draft (8)

Round	Overall	Player	School	Pos.	Team
5	136	Dan Kyslinger	Western Carolina	RHP	Milwaukee Brewers
9	247	Chris Petersen-\$	Georgia Southern	SS	Chicago Cubs
14	379	Matt Raleigh	Western Carolina	3B	Montreal Expos
14	391	Todd Greene-\$	Georgia Southern	OF	St. Louis Cardinals
15	412	Dallas Rinehart	ETSU	RHP	California Angels
15	422	Gettys Glaze	The Citadel	RHP	Boston Red Sox
32	902	Jack Kimel	Western Carolina	LHP	Texas Rangers
49	1,375	Nathan Dunn	ETSU	SS	Los Angeles Dodgers

## 1993 MLB First-Year Player Draft (5)

Round	Overall	Player	School	Pos.	Team
3	92	Brad Tweedlie	Western Carolina	RHP	Cincinnati Reds
4	105	Phillip Grundy	Western Carolina	RHP	Kansas City Royals
6	183	Paul Thornton	Georgia Southern	RHP	Florida Marlins
12	327	Todd Greene-\$	Georgia Southern	OF	California Angels
36	1,012	Mark Dean	Georgia Southern	SS	St. Louis Cardinals

## 1994 MLB First-Year Player Draft (8)

Round	Overall	Player	School	Pos.	Team
4	93	Jason Beverlin-\$	Western Carolina	RHP	Oakland Athletics
14	380	Clint Fair	Georgia Southern	LHP	Cincinnati Reds
22	599	Stephen Pritchard	Western Carolina	SS	Milwaukee Brewers
28	774	Matt Spade	Marshall	RHP	Pittsburgh Pirates
32	891	Marc Phillips	VMI	LHP	Kansas City Royals
38	1,047	William Rushing	Georgia Southern	LHP	Milwaukee Brewers
45	1,239	Rick Paugh	Marshall	LHP	Pittsburgh Pirates
47	1,299	Mike Tidick	Western Carolina	OF	Chicago White Sox

## 1995 MLB First-Year Player Draft (7)

Round	Overall	Player	School	Pos.	Team
4	94	Ryan Glynn-\$	VMI	RHP	Texas Rangers
8	212	William Rushing	Georgia Southern	LHP	Minnesota Twins
17	463	Britt Reames-\$	The Citadel	RHP	St. Louis Cardinals
22	599	David Groseclose	VMI	SS	Colorado Rockies
25	680	Brian Callahan	The Citadel	RHP	Oakland Athletics
35	975	Jeff Keppen	Georgia Southern	RHP	Los Angeles Dodgers
47	1,289	Rhett Ingerick	Davidson	RHP	Florida Marlins

## 1996 MLB First-Year Player Draft (11)

Round	Overall	Player	School	Pos.	Team
11	307	Tommy Peterman	Georgia Southern	1B	Minnesota Twins
11	318	Garrick Haltiwanger	The Citadel	OF	New York Mets
11	327	Julio Ayala	Georgia Southern	LHP	Seattle Mariners
11	331	Brian Musgrave	Appalachian State	LHP	Boston Red Sox
23	690	Scott Garrett	Appalachian State	C	Cincinnati Reds
24	716	Mark Hamlin	Georgia Southern	OF	Colorado Rockies
27	808	Steve Wilson	Georgia Southern	C	Los Angeles Dodgers
37	1,102	Len Hart	ETSU	LHP	Chicago Cubs
40	1,200	Jon Phillips	Georgia Southern	RHP	Cincinnati Reds
55	1,531	Nathan Shepperson	VMI	1B	Pittsburgh Pirates
77	1,687	Rhett Ingerick	Davidson	RHP	New York Yankees

## 1997 MLB First-Year Player Draft (3)

Round	Overall	Player	School	Pos.	Team
8	237	Ryan Cummings	Georgia Southern	RHP	Anaheim Angels
22	662	Alex Tolbert	Western Carolina	1B	Pittsburgh Pirates
23	705	Tod Lee	Georgia Southern	RHP	Baltimore Orioles

## 1998 MLB First-Year Player Draft (9)

Round	Overall	Player	School	Pos.	Team
4	129	Chris Davidson	Western Carolina	RHP	Baltimore Orioles
5	157	Brian Rogers	The Citadel	RHP	New York Yankees
12	370	David Noyce	Furman	LHP	Florida Marlins
12	363	Donnie Suttles	Western Carolina	RHP	Cleveland Indians
15	450	Mark DiFelice-\$	Western Carolina	RHP	Colorado Rockies
22	667	Jeff Szikszai	Western Carolina	2B	New York Yankees
24	730	Terrence Smalls	The Citadel	2B	Florida Marlins
40	1,191	Brian Hutchinson	Western Carolina	LHP	Toronto Blue Jays
40	1,211	Jerry Simmons	The Citadel	OF	Atlanta Braves

## 1999 MLB First-Year Player Draft (7)

Round	Overall	Player	School	Pos.	Team
3	107	Eric Johnson	Western Carolina	OF	Cleveland Indians
8	244	David Pember-\$	Western Carolina	RHP	Milwaukee Brewers
8	261	Scott Oliver	College of Charleston	RHP	New York Yankees
11	340	Chris Moore	Western Carolina	SS	Colorado Rockies
15	469	Brian Willey	The Citadel	RHP	Boston Red Sox
29	872	Rodney Hancock	The Citadel	LHP	Pittsburgh Pirates
39	1,182	Monte Lee	College of Charleston	OF	St. Louis Cardinals

## 2000 MLB First-Year Player Draft (7)

Round	Overall	Player	School	Pos.	Team
15	443	Chris Morris	The Citadel	OF	St. Louis Cardinals
19	580	Charles Thomas-\$	Western Carolina	OF	Atlanta Braves
21	611	Matt Easterday	Georgia Southern	2B	Florida Marlins
22	646	Jason Marsh	UNCG	C	Tampa Bay Devil Rays
25	737	Kevin Blocker	Wofford	SS	Colorado Rockies
43	1,291	Ron Colvard	The Citadel	RHP	Cleveland Indians
47	1,387	Ed Sparks	ETSU	C	Cincinnati Reds

## 2001 MLB First-Year Player Draft (6)

Round	Overall	Player	School	Pos.	Team
2	57	Dallas McPherson-\$	The Citadel	3B	Anaheim Angels
8	230	Taft Cable	UNCG	RHP	Philadelphia Phillies
12	353	T.W. Mincey	The Citadel	LHP	Baltimore Orioles
25	752	Philip Hartig	The Citadel	1B	Florida Marlins
32	967	Andy Baxter	ETSU	1B	Cleveland Indians

49	1,451	J.R. Revere	Georgia Southern	OF	Colorado Rockies
----	-------	-------------	------------------	----	------------------

## 2002 MLB First-Year Player Draft (9)

Round	Overall	Player	School	Pos.	Team
6	183	Chris Walker	Georgia Southern	OF	Chicago Cubs
8	248	Jared Burton-\$	Western Carolina	RHP	Oakland Athletics
11	330	Matt Herring	Georgia Southern	1B	Chicago White Sox
12	347	Danny Rueckel	Furman	RHP	Montreal Expos
13	400	T.A. Fulmer	The Citadel	RHP	Seattle Mariners
16	483	Jemel Spearman	Georgia Southern	SS	Chicago Cubs
23	678	Tom Frend	Davidson	OF	Kansas City Royals
28	830	Everett Hancock	UNCG	LHP	Detroit Tigers
29	873	Brett Lewis	Georgia Southern	RHP	Chicago Cubs

## 2003 MLB First-Year Player Draft (15)

Round	Overall	Player	School	Pos.	Team
3	95	Dennis Dove-\$	Georgia Southern	RHP	St. Louis Cardinals
7	217	Ryan Basner	Western Carolina	RHP	Atlanta Braves
8	234	Lee Curtis	College of Charleston	2B	Boston Red Sox
9	251	Matt Lauderdale	College of Charleston	C	San Diego Padres
9	268	Kevin Culpepper	Georgia Southern	LHP	Minnesota Twins
11	310	Brian Rogers-\$	Georgia Southern	RHP	Detroit Tigers
11	320	Tom Mastny-\$	Furman	RHP	Toronto Blue Jays
13	396	Todd Buchanan	Western Carolina	1B	Arizona Diamondbacks
14	410	Jeremy Harper	VMI	RHP	Toronto Blue Jays
16	464	Alan Beck	Western Carolina	OF	Baltimore Orioles
19	577	Andy Barden	VMI	C	Atlanta Braves
35	1,029	Phil Hendrix	VMI	RHP	Milwaukee Brewers
41	1,220	Scott Tolbert	Georgia Southern	RHP	Toronto Blue Jays
43	1,278	Ryan Gordon	UNCG	LHP	Toronto Blue Jays
50	1,472	Tim Turner	ETSU	OF	Seattle Mariners

## 2004 MLB First-Year Player Draft (7)

Round	Overall	Player	School	Pos.	Team
6	162	Jonathan Ellis	The Citadel	RHP	San Diego Padres
8	237	Chip Cannon	The Citadel	1B	Toronto Blue Jays
14	418	Brian Akin	Davidson	RHP	Los Angeles Dodgers
23	680	Jay Metzger	UNCG	LHP	Colorado Rockies
28	823	Brian Hensen	Elon	LHP	Detroit Tigers
34	1,028	Jarrett Santos	UNCG	RHP	Florida Marlins
35	1,049	Evan Tartaglia	Elon	OF	Chicago White Sox

## 2005 MLB First-Year Player Draft (10)

Round	Overall	Player	School	Pos.	Team
2	56	Chris Mason	UNCG	RHP	Tampa Bay Devil Rays
3	109	Brett Gardner-\$	College of Charleston	OF	New York Yankees
4	135	Caleb Moore	ETSU	C	Minnesota Twins
5	157	Brett Harker	College of Charleston	RHP	Philadelphia Phillies
8	244	Ryan Edell	College of Charleston	LHP	Cleveland Indians
10	315	Matthew Betsill	Furman	3B	Minnesota Twins
25	749	D.J. Wabick	College of Charleston	1B	New York Mets
29	890	Reid Price	College of Charleston	LHP	St. Louis Cardinals
35	1,069	Andy Carter	Davidson	RHP	New York Yankees
38	1,153	Flint Wipke	Georgia Southern	C	Los Angeles Angels

## 2006 MLB First-Year Player Draft (12)

Round	Overall	Player	School	Pos.	Team
2	68	Dustin Evans	Georgia Southern	RHP	Atlanta Braves
5	158	Jermaine Mitchell	UNCG	OF	Oakland Athletics
12	347	Everett Teaford-\$	Georgia Southern	LHP	Kansas City Royals
19	578	Greg Dowling	Georgia Southern	1B	Oakland Athletics
20	608	Josh McLaughlin	College of Charleston	RHP	Oakland Athletics
22	668	Patrick Curran	UNCG	RHP	Oakland Athletics
23	688	Jay Heafner	Davidson	SS	Texas Rangers
24	719	Matt Matulia	The Citadel	SS	Chicago Cubs
27	818	Larry Cobb	College of Charleston	OF	Oakland Athletics
29	873	A.J. Davidiuk	Furman	SS	San Diego Padres
34	1,020	Graham Godfrey-\$	College of Charleston	RHP	Toronto Blue Jays
38	1,130	Brian McCullen	Western Carolina	RHP	Pittsburgh Pirates

## 2007 MLB First-Year Player Draft (20)

Round	Overall	Player	School	Pos.	Team
6	202	Oliver Marmol	College of Charleston	SS	St. Louis Cardinals
7	229	Brandon Waring	Wofford	3B	Cincinnati Reds
8	260	Jonathan Green	Western Carolina	C	Texas Rangers
8	266	Alex Garabedian	College of Charleston	C	Los Angeles Dodgers
10	306	Greg Holland-\$	Western Carolina	RHP	Kansas City Royals
13	424	Nick Chiggles	College of Charleston	RHP	New York Yankees
15	469	Matt Klinker	Furman	RHP	Cincinnati Reds
16	503	Bryan Schlitter-\$	College of Charleston	RHP	Philadelphia Phillies
17	555	Guy Welsh	UNCG	3B	Seattle Mariners
20	620	Kenny Smith	Western Carolina	2B	Texas Rangers
26	787	Michael Bunton	College of Charleston	LHP	Chicago Cubs
27	837	Zach Brown	The Citadel	1B	San Diego Padres
28	870	Lee Land	UNCG	RHP	Oakland Athletics
29	886	Ben Lasater	College of Charleston	3B	Florida Marlins
29	890	Ryan Falcon	UNCG	LHP	Texas Rangers
30	916	A.J. Battisto	Georgia Southern	RHP	Florida Marlins
37	1,135	Steven Strausbaugh	Western Carolina	OF	New York Yankees
38	1,140	Michael Harrington	College of Charleston	OF	Baltimore Orioles
39	1,171	Chris Vasami	Elon	1B	Colorado Rockies
50	1,435	Blake Murphy	Western Carolina	C	Chicago Cubs

## 2008 MLB First-Year Player Draft (24)

Round	Overall	Player	School	Pos.	Team
4	132	Steven Hensley	Elon	RHP	Seattle Mariners
6	201	Jeremie Tice	College of Charleston	3B	Cleveland Indians
9	281	Jay Jackson-\$	Furman	RHP	Chicago Cubs
11	324	David Rubinstein	Appalachian State	OF	Pittsburgh Pirates



# MLB FIRST-YEAR PLAYER DRAFT

12	356	Jason Rook	Appalachian State	OF	Baltimore Orioles
12	368	Garrett Sherrill	Appalachian State	RHP	Milwaukee Brewers
13	396	Michael Harrington	College of Charleston	OF	Minnesota Twins
13	409	Michael Kohn-\$	College of Charleston	RHP	Los Angeles Angels
17	503	Jeremy Beckham	Georgia Southern	2B	Tampa Bay Rays
22	672	Blake Nation	Georgia Southern	RHP	Seattle Mariners
25	751	Austin Garrett	College of Charleston	LHP	Washington Nationals
26	783	Chris Dove	Elon	OF	Texas Rangers
26	785	Chris Swauger	The Citadel	OF	St. Louis Cardinals
29	868	Ricky Orton	UNCG	3B	Florida Marlins
30	910	Chris Shehan	Georgia Southern	OF	Atlanta Braves
30	914	Mike Lynn	College of Charleston	RHP	New York Mets
31	926	Tyler Sexton	Western Carolina	LHP	Baltimore Orioles
34	1,035	Matthew Gaski	UNCG	2B	San Diego Padres
36	1,094	Jake Goldberg	College of Charleston	RHP	New York Mets
38	1,160	Clay Caulfield	College of Charleston	RHP	New York Yankees
42	1,265	Blake Murphy	Western Carolina	C	St. Louis Cardinals
44	1,332	Donny Jobe	Elon	2B	Seattle Mariners
46	1,382	Brandon Sizemore	College of Charleston	2B	St. Louis Cardinals
48	1,433	Danny Meszaros	College of Charleston	RHP	Houston Astros

## 2009 MLB First-Year Player Draft (30)

Round	Overall	Player	School	Pos.	Team
5	158	Chase Austin	Elon	3B	Florida Marlins
7	207	Nick Liles	Western Carolina	2B	San Francisco Giants
8	243	Rob Gilliam	UNCG	RHP	Oakland Athletics
9	290	Richard Jones	The Citadel	C	Chicago Cubs
11	328	Chris Masters	Western Carolina	LHP	Atlanta Braves
13	408	Chris McGuinness-\$	The Citadel	1B	Boston Red Sox
14	418	Cory Harrilchak	Elon	OF	Atlanta Braves
14	426	Brent Greer	Western Carolina	SS	Arizona Diamondbacks
14	439	Zach Quate	Appalachian State	RHP	Tampa Bay Rays
16	474	Griffin Benedict	Georgia Southern	C	San Diego Padres
20	601	Dallas Tarleton	Elon	C	Colorado Rockies
20	608	Rand Smith	Appalachian State	OF	Florida Marlins
21	628	Matt Crim	The Citadel	LHP	Atlanta Braves
22	660	Matt Mansilla	College of Charleston	OF	Detroit Tigers
22	669	Joey Bergman	College of Charleston	3B	St. Louis Cardinals
22	673	Zach Kayne	Davidson	SS	Chicago White Sox
24	735	Isaac Harrow	Appalachian State	3B	New York Yankees
25	744	Ty Wright	Georgia Southern	OF	San Diego Padres
25	753	Chris Mederos	Georgia Southern	RHP	Oakland Athletics
27	813	Michael Gilmartin	Wofford	SS	Oakland Athletics
27	830	Corey Martin	Western Carolina	RHP	Chicago Cubs
30	916	Brandon Sizemore	College of Charleston	2B	Milwaukee Brewers
33	985	Pat Irvine	Elon	LF	Pittsburgh Pirates
35	1,064	Wes Wrenn	The Citadel	RHP	New York Mets
38	1,136	Josh Dowdy	Appalachian State	RHP	Baltimore Orioles
40	1,194	Tom Porter	Elon	RHP	San Diego Padres
40	1,209	Jesse Simpson	College of Charleston	RHP	St. Louis Cardinals
41	1,233	Justin Hilt	Elon	RF	Oakland Athletics
42	1,279	Dexter Davis	Elon	3B/C	Tampa Bay Rays
44	1,315	Bennet Bobo	Georgia Southern	LHP	Pittsburgh Pirates

## 2010 MLB First-Year Player Draft (23)

Round	Overall	Player	School	Pos.	Team
1-5	41	Asher Wojciechowski-\$	The Citadel	RHP	Toronto Blue Jays
5	168	Heath Hembree-\$	College of Charleston	RHP	San Francisco Giants
7	226	Jimmy Reyes	Elon	LHP	Texas Rangers
8	245	Blake Hassebrock	UNCG	RHP	Oakland Athletics
13	392	Brian Harrison	Furman	3B	New York Mets
15	465	Thomas Girdwood	Elon	RHP	Minnesota Twins
16	487	Rob Kral	College of Charleston	C	Cincinnati Reds
25	751	Matt Talley	The Citadel	LHP	Arizona Diamondbacks
26	785	Jake Brown	Georgia Southern	LHP	Oakland Athletics
29	879	Daniel Britt	Elon	RHP	Milwaukee Brewers
29	889	Chris Patterson	Appalachian State	RHP	St. Louis Cardinals
31	939	Mike Melillo	Elon	C	Milwaukee Brewers
33	994	Daniel Ottone	Western Carolina	RHP	San Diego Padres
33	1,009	Joey Bergman	College of Charleston	2B	St. Louis Cardinals
35	1,050	Ken Ferrer	Elon	RHP	Cleveland Indians
36	1,081	Justin Hilt	Elon	OF	Arizona Diamondbacks
39	1,167	Kevin Decker	College of Charleston	RHP	Pittsburgh Pirates
39	1,180	Casey Lucchese	College of Charleston	RHP	Chicago Cubs
39	1,189	Ian Parry	Furman	RHP	St. Louis Cardinals
40	1,218	Wes Hobson	Appalachian State	2B	San Francisco Giants
41	1,234	Bryan Altman	The Citadel	2B/C	San Diego Padres
44	1,319	Shawn Payne	Georgia Southern	2B	Kansas City Royals
50	1,519	Andy Moye	Georgia Southern	RHP	St. Louis Cardinals

## 2011 MLB First-Year Player Draft (22)

Round	Overall	Player	School	Pos.	Team
10	306	Matt Murray	Georgia Southern	RHP	Kansas City Royals
10	323	Rob Kral	College of Charleston	C	San Diego Padres
11	346	Chris Lamb	Davidson	LHP	Oakland Athletics
12	368	Grant Sides	Samford	RHP	Cleveland Indians
15	461	Andy Moye	Georgia Southern	RHP	Milwaukee Brewers
15	476	John Cornely-\$	Wofford	RHP	Atlanta Braves
18	562	Andrew Jones	Samford	RHP	Boston Red Sox
18	570	Andy Bass	Davidson	RHP	Tampa Bay Rays
21	656	Jarrett Miller	UNCG	RHP	Atlanta Braves
23	710	Kyle Deese	Western Carolina	RHP	St. Louis Cardinals
25	752	Josh Martin	Samford	RHP	Pittsburgh Pirates
28	847	Ken Ferrer	Elon	LHP	Washington Nationals
28	856	Thomas Girdwood	Elon	RHP	Oakland Athletics
28	866	Matt Talley	The Citadel	LHP	Atlanta Braves
30	902	Matt Benedict	Western Carolina	RHP	Pittsburgh Pirates
30	929	John Brebbia-\$	Elon	RHP	New York Yankees
31	951	Michael Johnson	Samford	SS	Chicago White Sox

31	954	Matt Leeds	College of Charleston	3B	Texas Rangers
35	1,077	Shawn Payne	Georgia Southern	CF	San Francisco Giants
36	1,091	Mitch Conner	Elon	RHP	Milwaukee Brewers
37	1,149	Casey Lucchese	College of Charleston	RHP	Chicago Cubs
49	1,480	David Peterson	College of Charleston	RHP	Houston Astros

## 2012 MLB First-Year Player Draft (23)

Round	Overall	Player	School	Pos.	Team
1	28	Victor Roache	Georgia Southern	OF	Milwaukee Brewers
2	76	Chris Beck-\$	Georgia Southern	RHP	Chicago White Sox
4	144	Brandon Miller	Samford	OF	Washington Nationals
6	192	Lex Rutledge	Samford	LHP	Baltimore Orioles
6	205	Eric Phillips	Georgia Southern	3B	Toronto Blue Jays
7	242	Marty Gantt	College of Charleston	OF	Tampa Bay Rays
8	250	Christian Powell	College of Charleston	RHP	Minnesota Twins
8	269	David Peterson	College of Charleston	RHP	Atlanta Braves
10	323	Josh Martin	Samford	RHP	Cleveland Indians
13	419	Nathan Hyatt	Appalachian State	RHP	Atlanta Braves
14	449	Tyler Tewell	Appalachian State	OF/C	Atlanta Braves
15	460	Jared Leverett	Georgia Southern	LHP	Minnesota Twins
15	479	Alex Wilson	Wofford	RHP	Atlanta Braves
18	569	Ross Heffley	Western Carolina	2B	Atlanta Braves
19	590	Tyler Vanderheiden	Samford	RHP	New York Mets
21	649	Tyler Hollstegge	UNCG	RHP	Oakland Athletics
22	683	Jim Stokes	Elon	RHP	Cleveland Indians
26	797	Seth Grant	Appalachian State	RHP	Miami Marlins
28	858	Ryan Arrowood	Appalachian State	RHP	Colorado Rockies
28	876	Joseph Burns	Samford	LHP	Texas Rangers
33	1,027	Saxon Butler	Samford	1B	New York Yankees
36	1,110	Alex Swim	Elon	C	St. Louis Cardinals
37	1,147	Charles Basford	Samford	RHP	New York Yankees

## 2013 MLB First-Year Player Draft (22)

Round	Overall	Player	School	Pos.	Team
1	27	Phillip Ervin-\$	Samford	OF	Cincinnati Reds
5	160	Joe Jackson	The Citadel	C	Texas Rangers
8	247	Nate Smith	Furman	LHP	Los Angeles Angels
9	267	Jake Zokan	College of Charleston	LHP	Seattle Mariners
10	290	C.K. Irby	Samford	RHP/DH	Minnesota Twins
17	511	Rob Marcello	Appalachian State	LHP	Philadelphia Phillies
18	540	Ryan Kinsella	Elon	1B	Arizona Diamondbacks
18	548	Austin Ridings	Western Carolina	OF	Tampa Bay Rays
19	576	Julian Pritcher	The Citadel	RHP	Detroit Tigers
22	650	Alex Swim	Elon	C	Minnesota Twins
22	660	Antonio Alvarez	Elon	SS	Arizona Diamondbacks
24	734	Sam Agnew-Wieland	Appalachian State	RHP	New York Yankees
30	907	Cambrie Moye	UNCG	C	Los Angeles Angels
31	937	Taylor Johnson	Furman	OF	Los Angeles Angels
32	965	Kyle Webb	Elon	RHP	St. Louis Cardinals
32	971	Dominique Vattuone	UNCG	RHP	Oakland Athletics
33	977	Tyler White-\$	Western Carolina	3B	Houston Astros
34	1,021	David Whitehead	Elon	RHP	Philadelphia Phillies
34	1,034	Hector Crespo	Appalachian State	2B	New York Yankees
36	1,067	J.D. Osborne	Wofford	LHP	Houston Astros
37	1,122	Will Callaway	Appalachian State	SS	San Francisco Giants
40	1,207	Ben Carlson	Furman	RHP	Los Angeles Angels

## 2014 MLB First-Year Player Draft (15)

Round	Overall	Player	School	Pos.	Team
3	82	Sam Howard-\$	Georgia Southern	LHP	Colorado Rockies
3	102	Max Povse-\$	UNCG	RHP	Atlanta Braves
10	291	Adam Martin	Western Carolina	C	Seattle Mariners
12	371	Tyler Filliben	Samford	SS	Pittsburgh Pirates
13	392	Bo Thompson	The Citadel	1B	New York Yankees
15	439	Jeremy Null	Western Carolina	RHP	Chicago Cubs
19	557	Mason Davis	The Citadel	2B	Miami Marlins
20	594	Aaron Attaway	Western Carolina	SS	Toronto Blue Jays
22	666	Tripp Martin	Samford	3B	Texas Rangers
22	667	Ryan Pennell	Elon	LHP	Tampa Bay Rays
26	772	Jacques de Gruy	Furman	RHP	Philadelphia Phillies
30	915	Josh Wirsu	Georgia Southern	RHP	St. Louis Cardinals
31	923	Dylan Thompson	UNCG	RHP	Colorado Rockies
37	1,107	Tyler Wood	Furman	RHP	San Diego Padres
40	1,199	Eric Alonzo	Georgia Southern	RHP	Los Angeles Angels

## 2015 MLB First-Year Player Draft (10)

Round	Overall	Player	School	Pos.	Team
5	150	Ryan Clark	UNCG	RHP	Atlanta Braves
7	204	Luke Leftwich	Wofford	RHP	Philadelphia Phillies
10	303	James Reeves	The Citadel	LHP	New York Yankees
12	354	Skylar Hunter	The Citadel	RHP	Philadelphia Phillies
14	426	Matt Winn	VMI	C	San Francisco Giants
17	496	Austin Mason	The Citadel	RHP	Arizona Diamondbacks
22	672	Jordan Tarsoovich	VMI	2B	Los Angeles Dodgers
28	832	Bradley Strong	Western Carolina	2B	Chicago White Sox
29	861	Will Stillman	Wofford	RHP	Boston Red Sox
31	927	Andres Gracia	Samford	RHP	San Diego Padres

## 2016 MLB First-Year Player Draft (17)

Round	Overall	Player	School	Pos.	Team
1	11	Kyle Lewis-\$	Mercer	OF	Seattle Mariners
3	95	Heath Quinn	Samford	OF	San Francisco Giants
6	174	Will Stillman	Wofford	RHP	San Diego Padres
9	261	Trey York	ETSU	2B	Milwaukee Brewers
14	435	Hagen Owenby	ETSU	C	Pittsburgh Pirates
21	636	L.J. Kalawala	UNCG	OF	Los Angeles Angels
22	649	Alex Lee	Samford	1B	Atlanta Braves
23	705	Garrett Brown	Western Carolina	OF	Pittsburgh Pirates

#SoConBSB

# MLB FIRST-YEAR PLAYER DRAFT



24	718	Hunter Smith	UNCG	RHP	Boston Red Sox
25	746	Charlie Madden	Mercer	C	Chicago White Sox
25	753	Colton Davis	Western Carolina	RHP	Minnesota Twins
29	862	Matt Milburn	Wofford	RHP	Oakland Athletics
29	865	Hunter Swilling	Samford	3B	Detroit Tigers
30	915	Chris Cook	ETSU	SS	Pittsburgh Pirates
33	998	Bryson Bowman	Western Carolina	OF	New York Yankees
38	1,141	Collin Woody	UNCG	3B	Baltimore Orioles
38	1,155	Aaron Maher	ETSU	OF	Pittsburgh Pirates

## 2017 MLB First-Year Player Draft (14)

Round	Overall	Player	School	Pos.	Team
3	86	Will Gaddis	Furman	RHP	Colorado Rockies
8	226	Bryan Sammons	Western Carolina	LHP	Minnesota Twins
8	253	Jared Brasher	Samford	RHP	Washington Nationals
11	333	JP Sears-§	The Citadel	LHP	Seattle Mariners
12	350	Hagen Owenby	ETSU	C	Atlanta Braves
13	385	Kevin Williams Jr.	Samford	OF	Los Angeles Angels
21	622	Jack Maynard	UNCG	RHP	Arizona Diamondbacks
22	658	Brett Pope	Western Carolina	SS	Pittsburgh Pirates
23	686	Danny Edgeworth	Mercer	3B	Colorado Rockies
24	706	T.J. Dixon	Samford	OF	Minnesota Twins
24	731	Charlie Madden	Mercer	C	Boston Red Sox
27	801	Ben Spitznagel	UNCG	OF	Oakland Athletics
29	859	Ryan Askew	Mercer	RHP	Tampa Bay Rays
33	996	Peyton Maddox	VMI	C	San Francisco Giants

## 2018 MLB First-Year Player Draft (17)

Round	Overall	Player	School	Pos.	Team
4	133	Adam Scott	Wofford	LHP	Cleveland Indians
5	152	Austin Cox	Mercer	LHP	Kansas City Royals
6	172	Andrew Moritz	UNCG	CF	Atlanta Braves
7	211	Andrew Wantz-§	UNCG	RHP	Los Angeles Angels
7	214	Josh Winder-§	VMI	RHP	Minnesota Twins
10	313	Robert Broom	Mercer	RHP	Cleveland Indians
12	367	Matt Pita	VMI	RF	New York Yankees
15	436	Matt Frisbee	UNCG	RHP	San Francisco Giants
17	508	Cesar Trejo	UNCG	CF	Seattle Mariners
20	609	Erin Baldwin	Samford	RHP	Arizona Diamondbacks
21	632	Nathan Eaton	VMI	C	Kansas City Royals
22	662	Bryce Hensley	UNCG	LHP	Kansas City Royals
24	719	Troy Dixon	Samford	CF	Texas Rangers
25	738	Jack Maynard	UNCG	RHP	Chicago White Sox
25	761	Christian Vann	Mercer	LHP	Washington Nationals
34	1015	Trey Truitt	Mercer	CF	Baltimore Orioles
38	1127	Stephen Jones	Samford	RHP	Philadelphia Phillies

## 2019 MLB First-Year Player Draft (9)

Round	Overall	Player	School	Pos.	Team
6	179	Sawyer Gipson-Long	Mercer	RHP	Minnesota Twins
9	265	Zak Kent	VMI	RHP	Texas Rangers
10	301	Chad Sykes	UNCG	RHP	Los Angeles Angels
21	628	Branden Fryman	Samford	SS	New York Mets
21	639	Stephen Jones	Samford	RHP	Colorado Rockies
25	751	Anthony Mulrine	Samford	C	Los Angeles Angels
31	944	Matthew Koehler	Western Carolina	CF	Oakland Athletics
32	961	Chase Walter	Western Carolina	RHP	Los Angeles Angels
33	1000	Kevin Coulter	Mercer	RHP	Cleveland Indians

## 2020 MLB First-Year Player Draft (1)

Round	Overall	Player	School	Pos.	Team
2	60	Landon Knack	ETSU	RHP	Los Angeles Dodgers

## 2021 MLB First-Year Player Draft (6)

Round	Overall	Player	School	Pos.	Team
7	204	Colin Davis	Wofford	OF	Seattle Mariners
12	354	Corey Rosier	UNCG	OF	Seattle Mariners
13	391	Hayes Heinecke	Wofford	LHP	St. Louis Cardinals
17	503	Brendan Collins	UNCG	RHP	Washington Nationals
19	555	Justice Bigbie	Western Carolina	1B	Detroit Tigers
19	577	Samuel Strickland	Samford	LHP	Atlanta Braves

\* January Secondary Draft  
 ^ June Secondary Draft  
 § Reached Major Leagues


## First-round MLB selections

Year	Overall	Player, school	Pos.	Team
1979	21	Atlee Hammaker, ETSU	LHP	Kansas City Royals
2010	41-S	Asher Wojciechowski, CIT	RHP	Toronto Blue Jays
2012	28	Victor Roache, GSU	OF	Milwaukee Brewers
2013	27	Phillip Ervin, SAM	OF	Cincinnati Reds
2016	11	Kyle Lewis, MER	OF	Seattle Mariners


## S - Supplemental round




Atlee Hammaker  
ETSU



Asher Wojciechowski  
The Citadel



Victor Roache  
Georgia Southern



Phillip Ervin  
Samford



Kyle Lewis  
Mercer

## Selections by school

School	Selections
Western Carolina	66
Georgia Southern	51
The Citadel	50
College of Charleston	45
UNCG	37
Appalachian State	33
Elon	31
Samford	29
ETSU	26
Furman	24
Davidson	21
VMI	20
East Carolina	13
Wofford	13
Mercer	11
West Virginia	9
Marshall	6
Richmond	5
William & Mary	2

## Selections by MLB team

Team	Selections
Arizona Diamondbacks	9
Atlanta Braves	30
Chicago Cubs	20
Cincinnati Reds	12
Colorado Rockies	15
Los Angeles Dodgers	13
Miami Marlins	14
Milwaukee Brewers	17
New York Mets	12
Philadelphia Phillies	18
Pittsburgh Pirates	24
San Diego Padres	19
San Francisco Giants	16
St. Louis Cardinals	32
Washington Nationals^	12
Baltimore Orioles	19
Boston Red Sox	9
Chicago White Sox	11
Cleveland Indians	17
Detroit Tigers	8
Houston Astros	6
Kansas City Royals	13
Los Angeles Angels	17
Minnesota Twins	16
New York Yankees	27
Oakland Athletics	25
Seattle Mariners	17
Tampa Bay Rays	10
Texas Rangers*	20
Toronto Blue Jays	11

^ The Nationals were the Montreal Expos from 1969-2004. This total includes six selections by the Expos.

\* The Rangers were the Washington Senators from 1961-71. This total includes four selections by the Senators.

## SoCon MLB Draft selections to make majors

School	Selections
Western Carolina	10
The Citadel	7
Georgia Southern	7
College of Charleston	5
East Carolina	2
Furman	2
Marshall	2
UNCG	2
VMI	2
Appalachian State	1
ETSU	1
Elon	1
Mercer	1
Richmond	1
Samford	1
Wofford	1



# COACHING RECORDS

## OVERALL WINS

Coach	School	Years (#)	Wins
1 Fred Jordan	The Citadel	1992-17 (26)	831
2 Chal Port	The Citadel	1965-91 (27)	641
3 Rodney Hennon	W. Carolina/Ga. Southern	1998-2014 (17)	621
4 Jim Morris	Appalachian State	1974-98 (25)	611
5 Ron Smith	Furman	1994-16 (23)	580
6 Mike Gaski	UNCG	1998-12 (15)	458*
7 Dick Cooke	Davidson	1993-2014 (22)	415
8 Casey Dunn	Samford	2009-21 (13)	414#
9 Malcolm Pitt	Richmond	1937-71 (35)	394
10 Mike Kennedy	Elon	2004-14 (11)	393
11 Jack Coombs	Duke	1929-52 (24)	381
<b>12 Bobby Moranda</b>	<b>Western Carolina</b>	<b>2008-21 (14)</b>	<b>380</b>
<b>13 Todd Interdonato</b>	<b>Wofford</b>	<b>2008-21 (14)</b>	<b>373</b>
14 John Pawlowski	College of Charleston	2000-08 (9)	338
15 Tom Wall	Furman	1970-71, 74-93 (22)	326
16 Jack Leggett	Western Carolina	1983-91 (9)	302
17 H. Burton Shipley	Maryland	1924-53 (30)	301
18 Steve Harrick	West Virginia	1951-67 (17)	297
<b>19 Tony Skole</b>	<b>ETSU/The Citadel</b>	<b>2000-05, 15-21 (13)</b>	<b>270</b>
20 Jack Stallings	Georgia Southern	1992-99 (8)	266
21 Todd Raleigh	Western Carolina	2000-07 (8)	257
22 Jack Cook	Marshall	1977-89 (13)	252
23 Chris Pollard	Appalachian State	2005-12 (8)	244
<b>24 Craig Gibson</b>	<b>Mercer</b>	<b>2015-21 (7)</b>	<b>233</b>
25 Keith LeClair	Western Carolina	1992-97 (6)	229
26 Ken Campbell	ETSU	1990-99 (10)	223
27 Link Jarrett	UNCG	2013-19 (7)	215
28 Bunn Hearn	North Carolina	1932-46 (15)	197
29 W.P. White	Georgia	1922-32 (11)	193
30 Bill Reinhart	George Washington	1950-66 (17)	192

\* 69 wins from 2009-11 later vacated  
# 124 wins from 2011-14 later vacated



The Citadel's Fred Jordan is the all-time leader in overall and SoCon wins in league history. Jordan retired in 2017 after 26 years as the Bulldogs' skipper.

## OVERALL WINNING PERCENTAGE (MIN. 4 SEASONS)

Coach	School	Years (#)	Record	Pct.
1 Randy Hinson	Clemson	1939-40, 46-47 (4)	58-19-2	.747
2 Billy Laval	South Carolina	1928-34 (7)	89-33-1	.728
3 Steve Harrick	West Virginia	1951-67 (17)	297-131	.694
4 Jack Coombs	Duke	1929-52 (24)	381-171-3	.689
5 W.P. White	Georgia	1922-32 (11)	193-89-3	.682
6 Charley Lodes	ETSU	1979-83 (5)	166-84-1	.663
7 Pete Shields	Mississippi	1923-31 (9)	114-59-2	.657
8 Wallace Wade	Alabama	1924-27 (4)	61-32-2	.653
9 Jim Ashmore	North Carolina	1927-31 (5)	72-39-3	.645
10 John Pawlowski	Coll. of Charleston	2000-08 (9)	338-192-1	.637
11 Earl Smith	East Carolina	1966-72 (7)	131-76	.633
12 Bill Haywood	Western Carolina	1977-81 (5)	107-62-1	.632
13 Chuck Boone	Richmond	1972-76 (5)	96-56	.632
14 Keith LeClair	Western Carolina	1992-97 (6)	229-135-2	.628
15 Monte Lee	Coll. of Charleston	2009-13 (5)	187-111	.628
<b>16 Craig Gibson</b>	<b>Mercer</b>	<b>2015-20 (6)</b>	<b>233-139</b>	<b>.626</b>
17 Chal Port	The Citadel	1965-91 (27)	641-386-2	.624
18 Walter Rabb	North Carolina	1947-53 (7)	125-75-5	.622
19 Bunn Hearn	North Carolina	1932-46 (15)	197-120-2	.621
20 Bill Schwartz	Vanderbilt	1927-32 (6)	67-41	.620
21 Malcolm Pitt	Richmond	1937-71 (35)	394-249-4	.612
22 C.R. "Dudy" Noble	Mississippi State	1922-32 (11)	150-94-7	.612
23 Bill Fetzer	North Carolina	1922-25 (4)	53-34-2	.607
24 Rodney Hennon	WCU/GSU	1998-2014 (17)	621-404-1	.606
25 Mike Kennedy	Elon	2004-14 (11)	393-263	.599
26 Walter Cox	Clemson	1945, 48-51 (5)	70-48-1	.592
27 Bill Reinhart	George Washington	1950-66 (17)	192-135-5	.586
28 George Kircher	Virginia Tech	1924-32 (9)	79-55-6	.586
29 Jack Stallings	Georgia Southern	1992-99 (8)	266-196	.576
30 Kid Clay	Georgia Tech	1922-31 (10)	129-95-4	.575

\* 69 wins from 2009-11 later vacated  
# 124 wins from 2011-14 later vacated

## SOCON WINS

Coach	School	Years (#)	Wins
1 Fred Jordan	The Citadel	1992-17 (26)	399
2 Rodney Hennon	W. Carolina/Ga. Southern	1998-2014 (17)	303
3 Ron Smith	Furman	1994-16 (23)	295
4 Chal Port	The Citadel	1965-91 (27)	253
5 Mike Gaski	UNCG	1998-12 (15)	230*
6 Jim Morris	Appalachian State	1974-98 (25)	218
7 Dick Cooke	Davidson	1993-2014 (22)	218
8 Mike Kennedy	Elon	2004-14 (11)	205
<b>9 Bobby Moranda</b>	<b>Western Carolina</b>	<b>2008-21 (14)</b>	<b>188</b>
10 Casey Dunn	Samford	2009-21 (13)	183#
11 John Pawlowski	College of Charleston	2000-08 (9)	170
<b>12 Todd Interdonato</b>	<b>Wofford</b>	<b>2008-21 (14)</b>	<b>150</b>
13 Malcolm Pitt	Richmond	1937-1971 (35)	145^
14 Steve Harrick	West Virginia	1951-67 (17)	137
15 Todd Raleigh	Western Carolina	2000-07 (8)	132

\* 32 SoCon wins from 2009-11 later vacated  
^ Conference records for 1937-46, 1949, 1951 and 1953 unavailable and not included  
# 58 wins from 2011-14 later vacated

## SOCON WINNING PERCENTAGE (MIN. 4 SEASONS)

Coach	School	Years (#)	Record	Pct.
1 Charley Lodes	ETSU	1979-83 (5)	55-17	.764
2 Jack Leggett	Western Carolina	1983-91 (9)	103-39	.725
3 Keith LeClair	Western Carolina	1992-97 (6)	99-38	.723
4 Steve Harrick	West Virginia	1951-67 (17)	137-58	.703
5 Earl Smith	East Carolina	1966-72 (7)	72-31	.699
6 Bill Haywood	Western Carolina	1977-81 (5)	48-23	.676
7 John Pawlowski	Coll. of Charleston	2000-08 (9)	170-86-1	.663
8 Chuck Boone	Richmond	1972-76 (5)	47-24	.662
9 Mike Kennedy	Elon	2004-14 (11)	205-109	.653
10 Monte Lee	Coll. of Charleston	2009-13 (5)	96-53	.644
11 Jack Stallings	Georgia Southern	1992-99 (8)	119-67	.640
<b>12 Craig Gibson</b>	<b>Mercer</b>	<b>2015-21 (7)</b>	<b>92-53</b>	<b>.634</b>
13 Rodney Hennon	WCU/GSU	1998-2014 (17)	303-184	.622
14 Chal Port	The Citadel	1965-91 (27)	253-156-1	.618
15 Bill Reinhart	George Washington	1950-66 (17)	91-61-1	.598&

& Conference records for 1950-52 seasons unavailable and not included