

NOTES:

1. $\text{\textcircled{C}}$ REPRESENTS A CRITICAL DIMENSION.
2. PUSHOUT FORCE TO BE: 2 lb. (32oz) MIN.
3. ORIENTATION OF PART OR PAD IN T&R MAY VARY DEPENDING ON POCKET.
4. MAX CUT FLASH .030 ON TAIL AND POST.
5. DUE TO THE HIGH AMOUNT OF INSERTION FORCE NEEDED, THE -LC OPTION IS NOT COMPATIBLE WITH AUTO PLACEMENT. SAMTEC RECOMMENDS MANUAL PLACEMENT FOR ALL ASSEMBLIES WITH THE -LC OPTION.
6. AVAILABLE ON -01 LEAD STYLE ONLY, MATES WITH SSW, SSQ, SSM, BCS, ESW, ESQ.
7. 50 POSITION PARTS ARE ONLY AVAILABLE FOR INTERNAL SAMTEC USE ONLY.
8. NOTE DELETED.
9. -FR OPTIONS WILL BE SHIPPED AT THE MAX QUANTITY PER REEL, BASED ON OPTIONS SELECTED.
10. LEADS MAY NOT BE VISIBLE FOR CUSTOMER VISUAL INSPECTION ON SMALLER POSITION PARTS WHEN USED WITH -P OPTION.

DO NOT SCALE FROM THIS PRINT

TSM-1XX-XX-XXX-SH-XX-XXX-XX

No OF POSITIONS
-02 THRU -36,
50 (SEE NOTE 7)

LEAD STYLE
SEE TABLE 1

OPTION #3

- P: PICK & PLACE PAD (SEE FIG 3)
USE PPP-08 (-04 THRU -36 POSITION OR 02 & 03 POSITION WITH -TR & -FR ONLY)
- TR: TAPE & REEL (-02 THRU -30 POSITION) (SEE NOTE 10)
- K: POLYIMIDE FILM (SEE FIG 6, SHT 2)
(-04 THRU -36 POSITION)
(-02 & -03 POSITIONS WITH -TR & -FR ONLY)
(USE K-DOT-.197-.344-.005)
- FR: FULL REEL QTY. TAPE & REEL
(-02 THRU -30 POSITION)
(SEE NOTE 9 & 10)

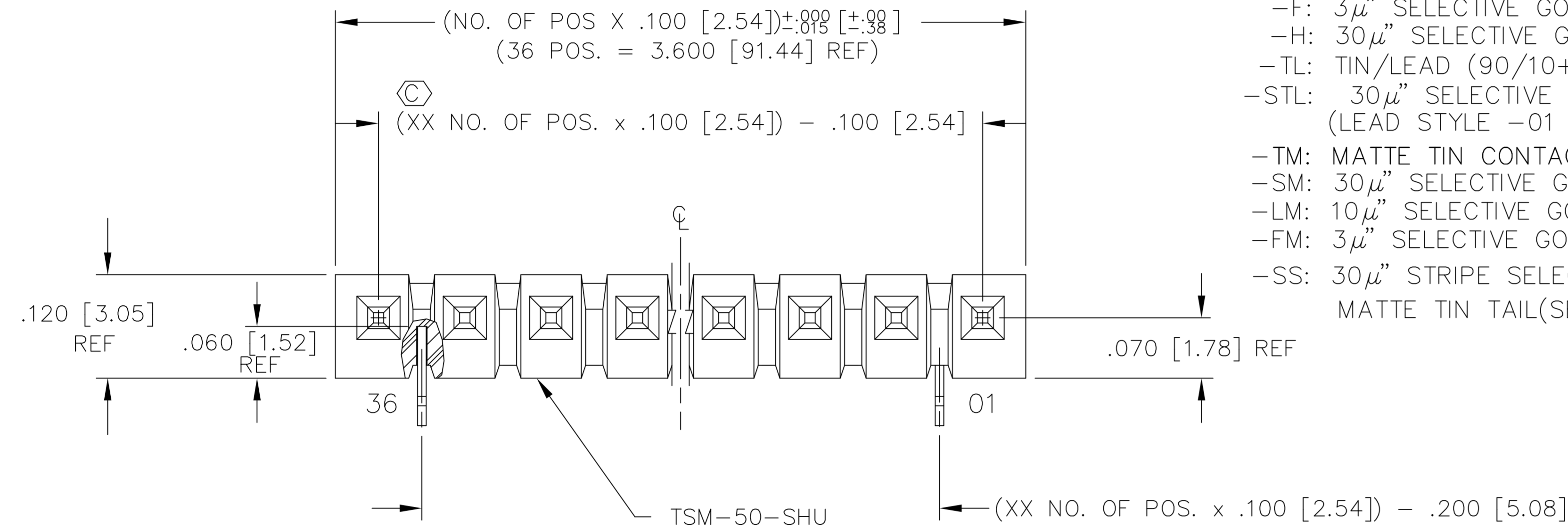
OPTION #2

- XXX: POLARIZED POSITION
SPECIFY OMITTED PIN

OPTION #1

- LC: LOCKING CLIP (SEE FIG 1)(SEE NOTE 5)
USE LC-09-TM (-03 THRU -36 POS USE 2 PER STRIP)
(-02 POS USE 1 PER STRIP)
(USE TSM-50-SHU)
 - A: ALIGNMENT PIN
(USE TSM-XX-SHU-XX BODY FOR MOLDED -A PINS, POS -02 THRU -50, SEE FIG 2, SHEET 2)
(USE TSM-50-SHU BODY FOR STAKED -A PINS, POS -04 THRU -50, SEE FIG 4, SHEET 2)
- LEAVE BLANK FOR NO HOLD DOWN OPTION (USE TSM-50-SHU SEE FIG 1, CAN BE CUT TO POSITION) N/A ON STYLE -03

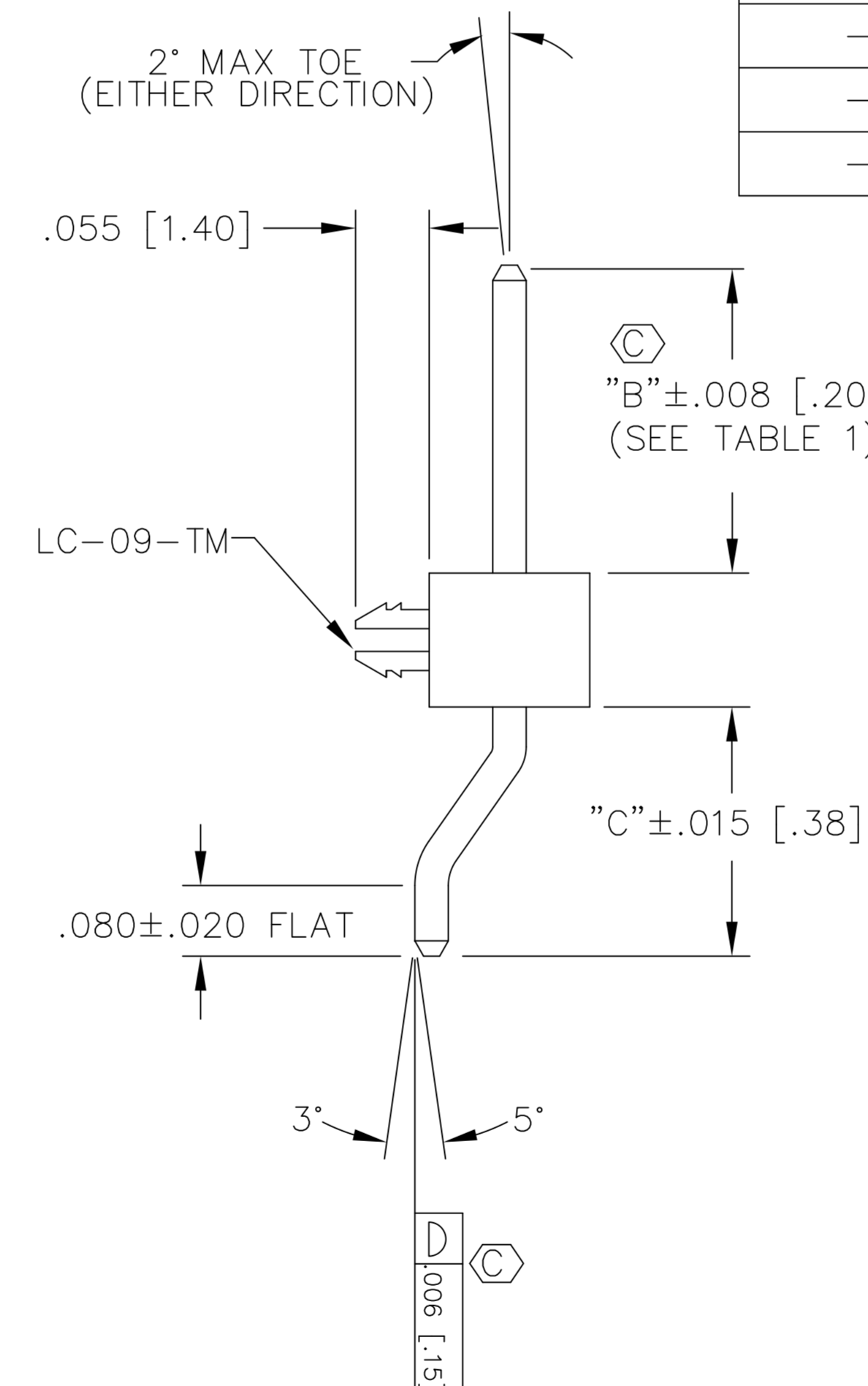
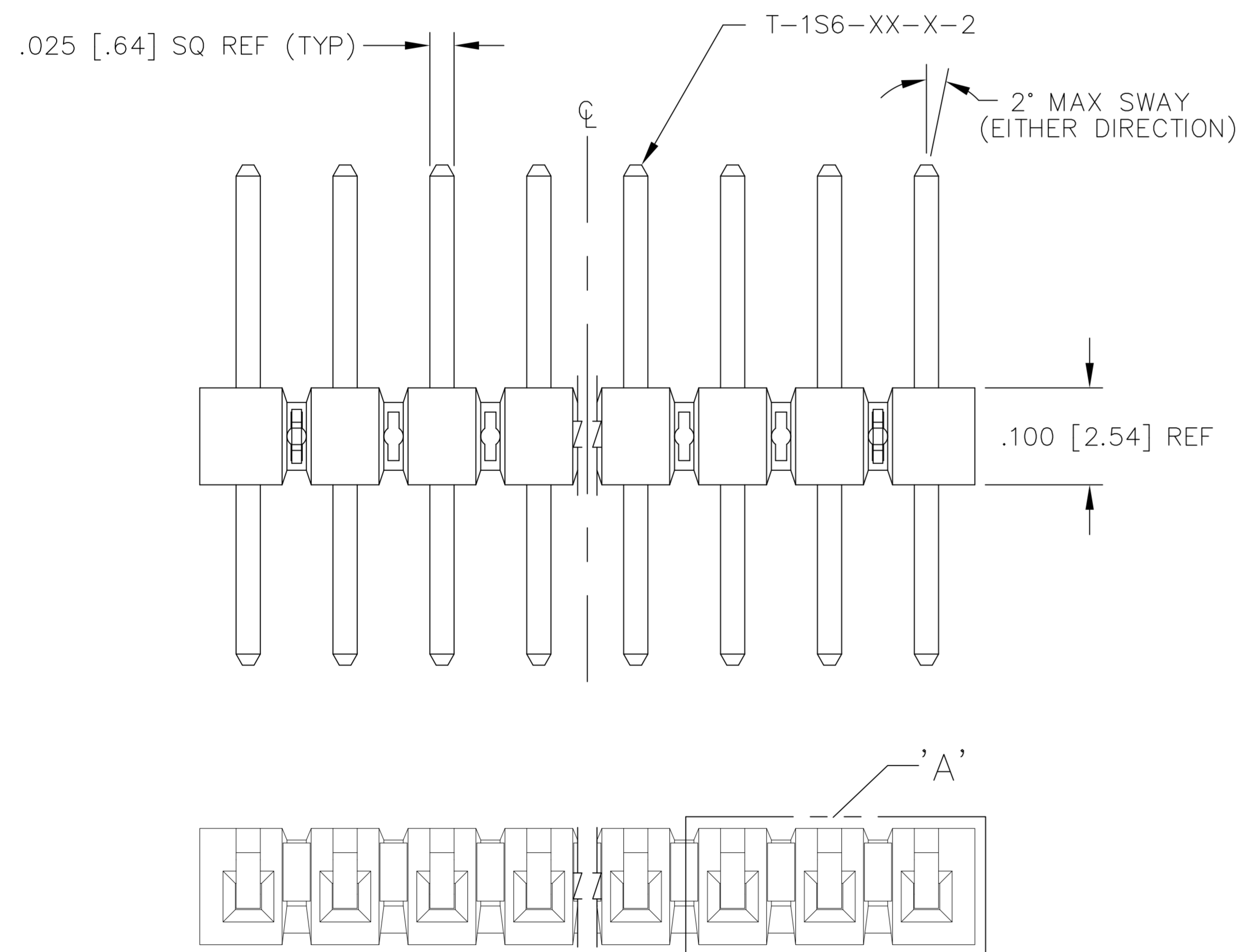
ROW SPECIFICATION
-SH: SINGLE HORIZONTAL



PLATING SPEC.

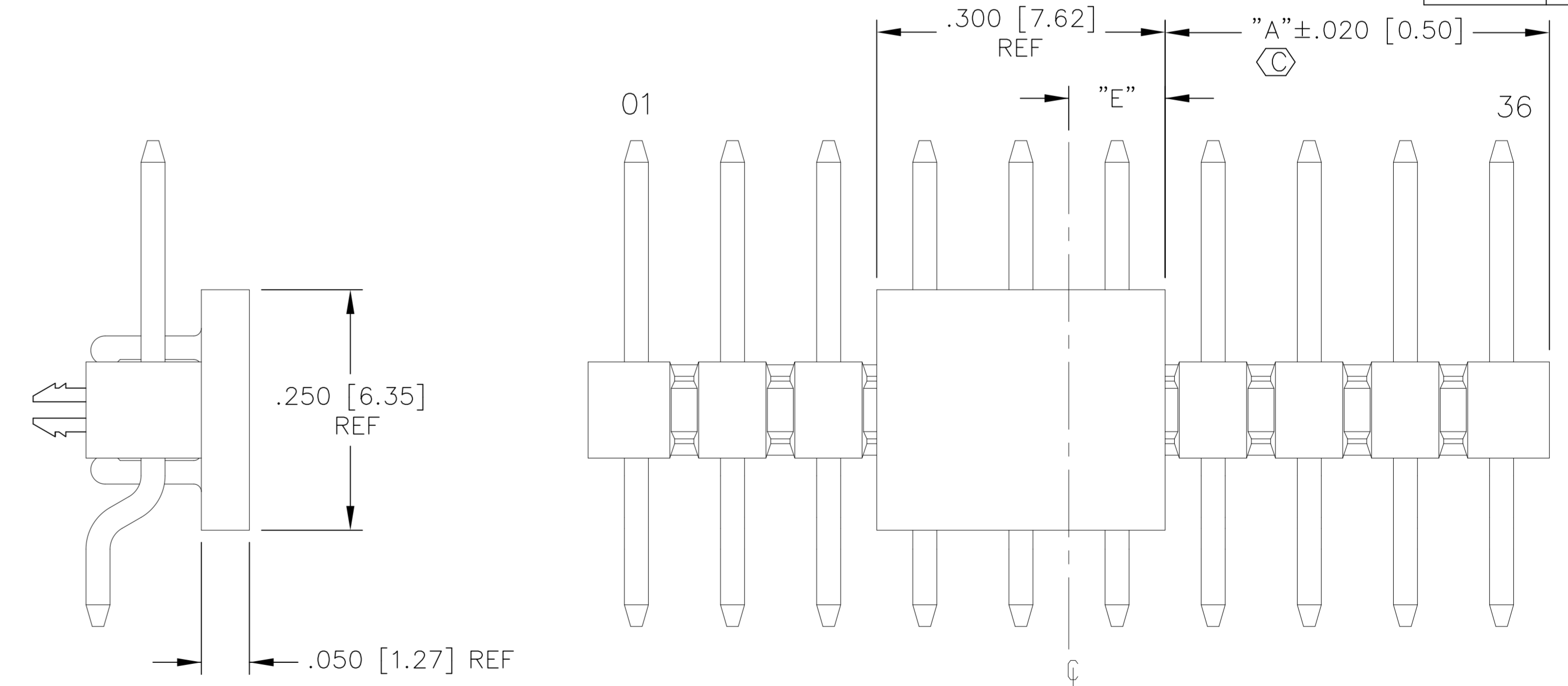
- T: MATTE TIN ON ENTIRE PIN
- S: 30μ" SELECTIVE GOLD IN CONTACT AREA, MATTE TIN ON TAIL.
- G: 10μ" SELECTIVE GOLD IN CONTACT AREA, 3μ" SELECTIVE GOLD ON TAIL.
- L: 10μ" SELECTIVE GOLD IN CONTACT AREA, MATTE TIN ON TAIL.
- F: 3μ" SELECTIVE GOLD IN CONTACT AREA, MATTE TIN ON TAIL.
- H: 30μ" SELECTIVE GOLD IN CONTACT AREA, 3μ" SELECTIVE GOLD ON TAIL.
- TL: TIN/LEAD (90/10+/-5%) CONTACT AND TAIL (-01 LEAD STYLE ONLY)
- STL: 30μ" SELECTIVE GOLD IN CONTACT AREA, TIN/LEAD (90/10+/-5%) (LEAD STYLE -01 & -02 ONLY)
- TM: MATTE TIN CONTACT AND TAIL
- SM: 30μ" SELECTIVE GOLD IN CONTACT AREA, MATTE TIN ON TAIL.
- LM: 10μ" SELECTIVE GOLD IN CONTACT AREA, MATTE TIN ON TAIL.
- FM: 3μ" SELECTIVE GOLD IN CONTACT AREA, MATTE TIN ON TAIL.
- SS: 30μ" STRIPE SELECTIVE GOLD IN CONTACT AREA, MATTE TIN TAIL(SEE NOTE 6)

LEAD STYLE	"B"	TERMINAL	"C"
-01	.230 [5.84]	T-1S6-08-X-2	.180 [4.57]
-02	.320 [8.13]	T-1S6-15-X-2	.190 [4.83]
-03	.420 [10.67]	T-1S6-09-X-2	.190 [4.83]
-04	.120 [3.05]	T-1S6-07-X-2	.190 [4.83]



DIFFERENT AS SHOWN. OTHERWISE SAME AS FIG 1

POS.	"E"
ODD	.150 [3.81]
EVEN	.100 [2.54]



FOR ODD: "A" = $\frac{(\text{NO. OF POS} \times .100 [2.54]) - .300 [7.26]}{2}$

FOR EVEN: "A" = $\left[\frac{(\text{NO. OF POS} \times .100 [2.54]) - .300 [7.26]}{2} \right] + .050 [1.27]$

FIG 1
-LC: LOCKING CLIP OPTION
CLIPS N/A WITH -A OPTION.

FIG 3
-P: PICK & PLACE PAD
PLACE PPP-08 ON ϕ AS SHOWN

MATERIAL:
BODIES:
LIQUID CRYSTAL POLYMER
COLOR: BLACK
TERMINALS:
PHOSPHOR BRONZE

samtec

520 PARK EAST BLVD, NEW ALBANY, INDIANA 47150
PHONE (812) 944-6733, P.O. BOX 1147
CODE 55322

MADE BY:
REIDINGER 7-19-91

EXISPROD\ASSEMBLY100
TSMASHAM

TSM-1XX-XX-XXX-SH-XX-XXX-XX
SHEET 1 OF 2

PROPRIETARY NOTE
THIS DOCUMENT CONTAINS CONFIDENTIAL AND PROPRIETARY INFORMATION AND ALL DESIGN, MANUFACTURING, REPRODUCTION, USE, PATENT RIGHTS AND SALES RIGHTS ARE EXPRESSLY RESERVED BY SAMTEC, INC. THIS DOCUMENT SHALL NOT BE COPIED, REPRODUCED, OR TRANSMITTED IN ANY FORM OR BY ANY MEANS, ELECTRONIC OR MECHANICAL, INCLUDING PHOTOCOPYING, RECORDING, OR BY ANY INFORMATION STORAGE AND RETRIEVAL SYSTEM, WITHOUT THE EXPRESS WRITTEN CONSENT OF SAMTEC, INC.