



SQW-112-01-F-D-VS-LC



SQW-114-01-F-6



SQW-111-01-L-6

(2.00 mm) .0787"

SQW SERIES

COST-EFFECTIVE RUGGED SOCKETS

SPECIFICATIONS

For complete specifications and recommended PCB layouts see www.samtec.com?SQW

- Insulator Material:** Black Liquid Crystal Polymer
- Contact Material:** Phosphor Bronze
- Plating:** Sn or Au over 50 μ " (1.27 μ m) Ni
- Current Rating (SQW/TMMH):** 3.8 A per pin (2 pins powered)
- Voltage Rating:** 281 VAC mated with TMM; 250 VAC mated with TMMH
- Operating Temp Range:** -55 °C to +125 °C
- Insertion Depth:** (2.62 mm) .103" to (5.03 mm) .198" with (0.38 mm) .015" wiper
- Max Cycles:** 100 with 10 μ " (0.25 μ m) Au
- RoHS Compliant:** Yes

Board Mates:

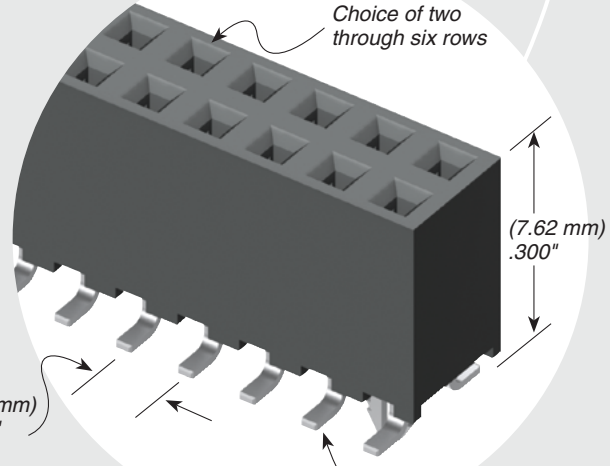
- TMMH, TMM, MTMM, MMT, TW, TSH, LTMM, PTT

Cable Mates:

- TCMD



(2.00 mm) .0787" pitch



Choice of surface mount or through-hole

PROCESSING

- Lead-Free Solderable:** Yes, for -D & -D-VS (Wave only for -T, -Q, -5 & -6)
- SMT Lead Coplanarity:** (0.10 mm) .004" max (02-10) (0.15 mm) .006" max (11-50)* (.004" stencil solution may be available; contact IPG@samtec.com)

RECOGNITIONS

For complete scope of recognitions see www.samtec.com/quality



Note: Some lengths, styles and options are non-standard, non-returnable.

SQW	1	NO. PINS PER ROW	01	PLATING OPTION	ROW OPTION	OPTION
		02 thru 50		-F = Gold flash on contact, Matte Tin on tail	-D = Double Row	-“XXX” = Polarized Position
				-L = 10 μ " (0.25 μ m) Gold on contact, Matte Tin on tail	-D-VS = Double Row Surface Mount	-D-VS only options: -A = Alignment Pin (5 positions minimum) Metal or plastic at Samtec discretion. (N/A with -LC)
					-T = Triple Row	-LC = Locking Clip (5 positions minimum) (N/A with -A) (Manual placement required)
					-Q = Four Row	-K = (4.25 mm) .167" DIA Polyimide Film Pick & Place Pad (4 positions minimum)
					-5 = Five Row	-P = Pick & Place Pad (4 positions minimum)
					-6 = Six Row	-TR = Tape & Reel Packaging (4 thru 28 positions only)

Due to technical progress, all designs, specifications and components are subject to change without notice.

WWW.SAMTEC.COM

All parts within this catalog are built to Samtec's specifications. Customer specific requirements must be approved by Samtec and identified in a Samtec customer-specific drawing to apply.

Mouser Electronics

Authorized Distributor

Click to View Pricing, Inventory, Delivery & Lifecycle Information:

Samtec:

[SQW-117-01-F-D](#) [SQW-108-01-L-D](#) [SQW-112-01-F-D](#) [SQW-110-01-L-D-VS-A](#) [SQW-108-01-F-D-VS-A](#) [SQW-112-01-F-D-VS](#) [SQW-120-01-L-D-VS-A](#) [SQW-113-01-F-D](#) [SQW-150-01-FM-D](#) [SQW-113-01-L-D-VS-A](#) [SQW-130-01-L-D](#) [SQW-125-01-L-D-VS-LC](#) [SQW-102-01-F-D-VS](#) [SQW-120-01-L-D-VS-LC](#) [SQW-110-01-F-D-VS-K-TR](#) [SQW-108-01-L-D-VS](#) [SQW-115-01-F-D-VS-K](#) [SQW-121-01-L-D-007](#) [SQW-125-01-L-D-VS](#) [SQW-110-01-F-D-VS-P-TR](#) [SQW-125-01-F-D](#) [SQW-123-01-L-D-VS-LC-K](#) [SQW-102-01-F-D](#) [SQW-110-01-F-D-VS-A](#) [SQW-103-01-F-D-VS](#) [SQW-115-01-F-D-VS](#) [SQW-103-01-F-D](#) [SQW-107-01-L-D-VS-A](#) [SQW-106-01-L-D-VS](#) [SQW-110-01-L-D-VS-A-K-TR](#) [SQW-119-01-L-D](#) [SQW-121-01-F-D](#) [SQW-150-01-L-D](#) [SQW-122-01-L-D](#) [SQW-102-01-L-D-VS](#) [SQW-106-01-F-D](#) [SQW-140-01-L-D-VS](#) [SQW-112-01-L-D](#) [SQW-115-01-F-D](#) [SQW-113-01-L-D-VS](#) [SQW-109-01-F-D](#) [SQW-106-01-F-D-VS](#) [SQW-105-01-L-D-VS](#) [SQW-117-01-L-D](#) [SQW-123-01-L-D](#) [SQW-118-01-F-D](#) [SQW-132-01-L-D](#) [SQW-108-01-F-D-VS-LC](#) [SQW-113-01-L-D](#) [SQW-104-01-L-D-VS](#) [SQW-107-01-F-D](#) [SQW-115-01-F-D-VS-LC](#) [SQW-117-01-L-D-VS-A](#) [SQW-107-01-L-D](#) [SQW-115-01-F-D-VS-A](#) [SQW-116-01-F-D](#) [SQW-130-01-F-D-VS-LC](#) [SQW-132-01-L-D-VS](#) [SQW-125-01-L-D-VS-A](#) [SQW-109-01-L-D](#) [SQW-108-01-L-D-VS-TR](#) [SQW-112-01-L-D-VS-A](#) [SQW-140-01-SM-D-VS-LC](#) [SQW-150-01-L-D-VS](#) [SQW-110-01-L-D-VS](#) [SQW-120-01-L-Q](#) [SQW-111-01-LM-D](#) [SQW-107-01-L-D-VS](#) [SQW-108-01-F-D](#) [SQW-108-01-FM-D-VS](#) [SQW-108-01-L-D-VS-P](#) [SQW-110-01-F-D-VS-LC](#) [SQW-126-01-L-D](#) [SQW-120-01-F-D-VS](#) [SQW-110-01-F-D](#) [SQW-104-01-L-D](#) [SQW-112-01-L-D-VS](#) [SQW-113-01-L-D-VS-K](#) [SQW-110-01-F-D-VS](#) [SQW-117-01-F-D-VS](#) [SQW-120-01-F-D-VS-A](#) [SQW-108-01-L-D-VS-LC-P](#) [SQW-112-01-L-D-VS-P](#) [SQW-125-01-L-D](#) [SQW-110-01-L-D](#) [SQW-112-01-L-D-VS-LC](#) [SQW-106-01-L-D](#) [SQW-112-01-F-D-VS-A](#) [SQW-120-01-L-D](#) [SQW-104-01-L-D-VS-001](#) [SQW-110-01-L-D-VS-LC](#) [SQW-142-01-F-D-VS-LC](#) [SQW-140-01-F-D](#) [SQW-140-01-F-D-VS](#) [SQW-110-01-S-D-VS-A-K-TR](#) [SQW-114-01-F-D](#) [SQW-115-01-LM-D-VS-LC](#) [SQW-113-01-F-D-VS-LC](#) [SQW-132-01-L-D-VS-P](#) [SQW-102-01-L-D](#)