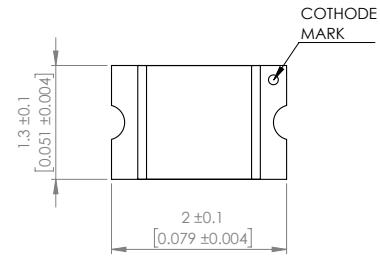
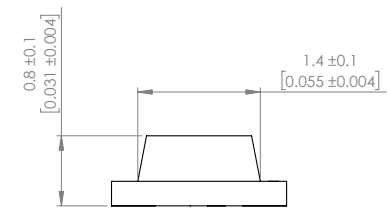
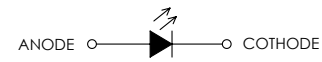


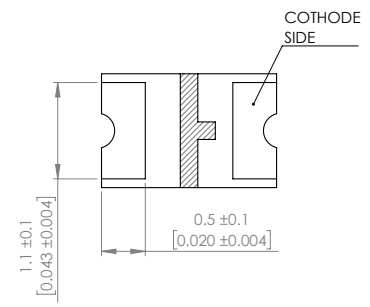
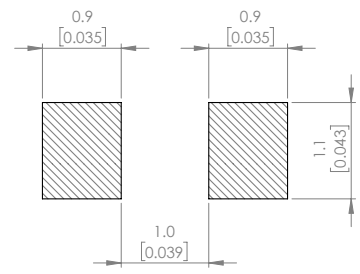
PART NUMBER		SML-LXT0805IW-TR	REV	G
REV	E.C.N. NUMBER	AND REVISION COMMENTS		DATE
A	E.C.N #10567.			12.08.99
B	E.C.N #10695.			01.08.01
C	E.C.N #10814.			02.25.02
D	E.C.N #10967.			03.22.04
E	E.C.N #11148.			12.03.04
F	E.C.N #11508.			09.29.09
G	ECN-Lumex201700020			06.02.17



POLARITY



RECOMMENDED SOLDER PAD LAYOUT



ELECTRO-OPTICAL CHARACTERISTIC TA=25°C

PARAMETER	MIN	TYP	MAX	UNITS	TEST COND
PEAK WAVELENGTH	-	640	-	nm	If=20mA
DOMINANT WAVELENGTH	-	628	-	nm	If=20mA
FORWARD VOLTAGE	-	2.1	2.6	Vf	If=20mA
REVERSE VOLTAGE	-	-	5	Vr	Ir=10uA
LUMINOUS INTENSITY	-	7.15	-	mcd	If=20mA
VIEWING ANGLE	-	130	-	2x theta1/2	-
EMITTED COLOR	RED				
EPOXY LENS FINISH	MILKY WHITE DIFFUSED				

ABSOLUTE MAXIMUM RATINGS TA=25°C

PARAMETER	MAX	UNITS
PEAK FORWARD CURRENT*	40	mA
FORWARD CURRENT	20	mA
POWER DISSIPATION	48	mW
STORAGE TEMPERATURE	-40 TO +100	°C
OPERATING TEMPERATURE	-40 TO +85	°C

*t<10us

CAUTION : MOISTURE SENSITIVE DEVICE
PER JEDEC LEVEL 2a STANDARDS

*UNLESS OTHERWISE SPECIFIED TOLERANCES PER DECIMAL PRECISION ARE: X=±1 (±0.039), X.X=±0.5 (±0.020), X.XX=±0.25 (±0.010), X.XXX=±0.127 (±0.005). LEAD SIZE=±0.05 (±0.002), LEAD LENGTH=±0.75 (±0.030), MIN= ^{±0.00}/_{DECIMAL PRECISION} MAX= ^{±0.00}/_{DECIMAL PRECISION}

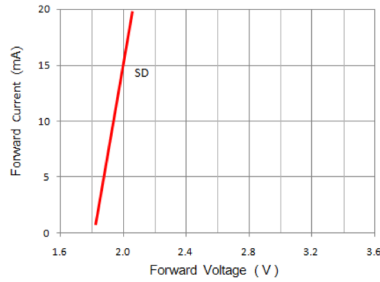


425 N. GARY AVE.
CAROL STREAM, IL 60188
PHONE : 800-278-5666
FAX : 630-315-2150
WEB : WWW.LUMEX.COM

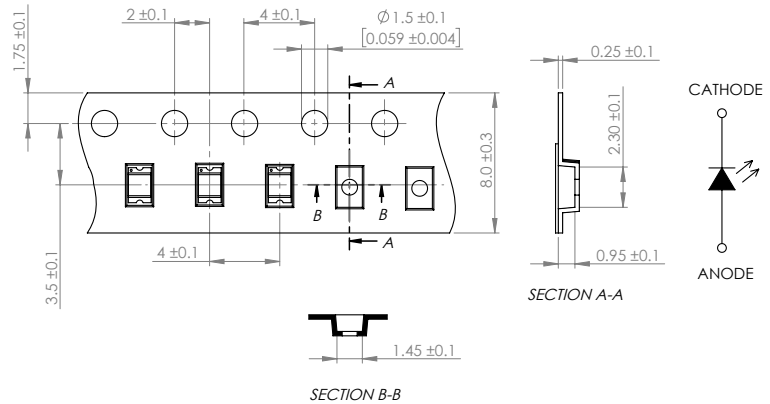
2(L)*1.3(W)*0.8(H)mm, SURFACE MOUNT TOP VIEW LED, GaAsP RED, MILKY WHITE DIFFUSED, TAPE & REEL
THE SPECIFICATIONS MAY CHANGE AT ANY TIME WITHOUT NOTICE DUE TO NEW MATERIALS OR PRODUCT IMPROVEMENT.
CONFIDENTIAL INFORMATION
THE INFORMATION CONTAINED IN THIS DOCUMENT IS THE PROPERTY OF LUMEX INC. EXCEPT AS SPECIFICALLY AUTHORIZED IN WRITING BY LUMEX INC., THE HOLDER OF THIS DOCUMENT SHALL KEEP ALL INFORMATION CONTAINED HEREIN CONFIDENTIAL AND SHALL PROTECT SAME IN WHOLE OR IN PART FROM DISCLOSURE AND DISSEMINATION TO ALL THIRD PARTIES.

DATE : 2017.06.02	DRAWN BY : C.C.
PAGE : 1 OF 2	CHKD BY : G.Y.
SCALE : NTF	APRVD BY : R.C.
UNIT : mm [INCH]	

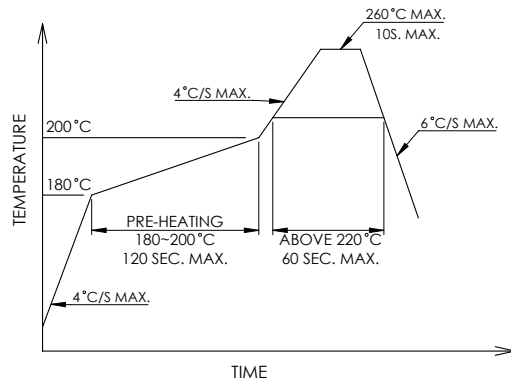
FORWARD VOLTAGE vs. FORWARD CURRENT



CARRIER TAPE DIMENSION



PROFILE



*UNLESS OTHERWISE SPECIFIED TOLERANCES PER DECIMAL PRECISION ARE: X=±1 (±0.039), X.X=±0.5 (±0.020), X.XX=±0.25 (±0.010), X.XXX=±0.127 (±0.005), LEAD SIZE=±0.05 (±0.002), LEAD LENGTH=±0.75 (±0.030), MIN= ^{±0.00}/_{DECIMAL PRECISION} MAX= ^{±0.00}/_{DECIMAL PRECISION}



425 N. GARY AVE.
CAROL STREAM, IL 60188
PHONE : 800-278-5666
FAX : 630-315-2150
WEB : WWW.LUMEX.COM

2(L)*1.3(W)*0.8(H)mm, SURFACE MOUNT TOP VIEW LED, GaAsP RED, MILKY WHITE DIFFUSED, TAPE & REEL
****THE SPECIFICATIONS MAY CHANGE AT ANY TIME WITHOUT NOTICE DUE TO NEW MATERIALS OR PRODUCT IMPROVEMENT.****
 CONFIDENTIAL INFORMATION
 THE INFORMATION CONTAINED IN THIS DOCUMENT IS THE PROPERTY OF LUMEX INC. EXCEPT AS SPECIFICALLY AUTHORIZED IN WRITING BY LUMEX INC., THE HOLDER OF THIS DOCUMENT SHALL KEEP ALL INFORMATION CONTAINED HEREIN CONFIDENTIAL AND SHALL PROTECT SAME IN WHOLE OR IN PART FROM DISCLOSURE AND DISSEMINATION TO ALL THIRD PARTIES.

DATE : 2017.06.02	DRAWN BY : C.C.
PAGE : 2 OF 2	CHKD BY : G.Y.
SCALE : NTF	APRVD BY : R.C.
UNIT : mm [INCH]	

Mouser Electronics

Authorized Distributor

Click to View Pricing, Inventory, Delivery & Lifecycle Information:

Lumex:

[SML-LXT0805IW-TR](#)