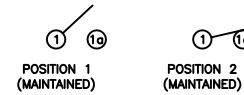


**SCHEMATIC**



**SPECIFICATIONS**

**FUNCTION:**  
1P1T OFF-ON

**RATINGS:**  
ANSI/UL 1054 and CAN/CSA C22.2 No. 55 (E194579):  
16A 125VAC [UR, cUR]  
10A 250VAC [UR, cUR]  
1/3HP 125/250VAC [UR, cUR]

EN 61058-1:2002:  
10(4)A 250V~ μ 1E4 T125/55 [ENEC14, SEMKO]  
10(2)A 250V~ μ 5E4 T85/55 [ENEC14, SEMKO]

**CONTACT RESISTANCE:**  
Initial: 35mΩ Max. at 50VAC

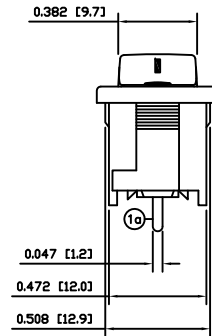
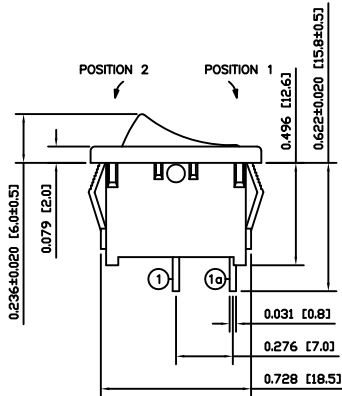
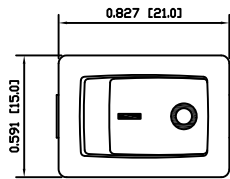
**INSULATION RESISTANCE:**  
100MΩ Min. at 500VDC

**DIELECTRIC STRENGTH:**  
1,500VAC For 1 Minute

**ELECTRICAL LIFE:**  
6,000 Cycles [UR, cUR]  
10,000 Cycles [ENEC14, SEMKO: 10(4)A 250V~]  
50,000 Cycles [ENEC14, SEMKO: 10(2)A 250V~]

**TEMPERATURE:**  
Operating: -20°C to 105°C [UR, cUR]  
Operating: -20°C to 125°C [ENEC14, SEMKO: 10(4)A 250V~]  
Operating: -20°C to 85°C [ENEC14, SEMKO: 10(2)A 250V~]

**APPROVALS:**



**COLORS AND MARKINGS**

**BODY:**  
Black

**ACTUATOR:**  
Black

**MARKINGS:**  
1/O Vertical (1)

**MARKING COLOR:**  
White

**MATERIALS**

**BODY:**  
Polyamide 6/6 (PA66), UL94 V-2

**ACTUATOR:**  
Polyamide 6/6 (PA66), UL94 V-2

**SPRING:**  
Steel

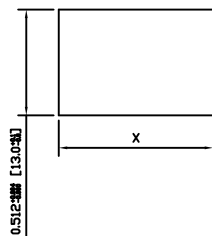
**BALL:**  
Steel

**MOBILE CONTACT:**  
Silver Alloy

**CONTACTS:**  
Silver Alloy

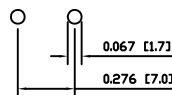
**TERMINALS:**  
Silver Plated Copper

**SUGGESTED PANEL CUTOUT**



PANEL THICKNESS		X
0.030~0.049	[0.75~1.25]	0.756 [19.2]
0.049~0.079	[1.25~2.00]	0.764 [19.4]
0.079~0.118	[2.00~3.00]	0.772 [19.6]

**SUGGESTED PCB CUTOUT**



ACTUATOR	A	09/05/04	CAB
BODY	A	09/05/04	CAB
COLORS	A	09/05/04	CAB
MATERIALS	A	09/05/04	CAB
SPECIFICATIONS	B	09/06/13	CAB
REFERENCE	REV.	DATE	BY

THE INFORMATION CONTAINED IN THIS DOCUMENT IS PROPRIETARY TO E-SWITCH-LAMB INDUSTRIES AND IS NOT TO BE COPIED OR TRANSFERRED

A	INITIAL RELEASE	18970	10/03/30	CAB
REV.	DESCRIPTION	PCR	DATE	DRAWN BY

DIMENSIONS	
INCHES [MILLIMETERS]	
GENERAL TOLERANCES	
±0.008 [±0.2] / ±1'	
SCALE	PROJECTION
DRAWING NOT TO SCALE	1:1

RA131C1121		
ITEM NUMBER	DATE	REVISION
38-RA131C1121	MARCH 30, 2010	A