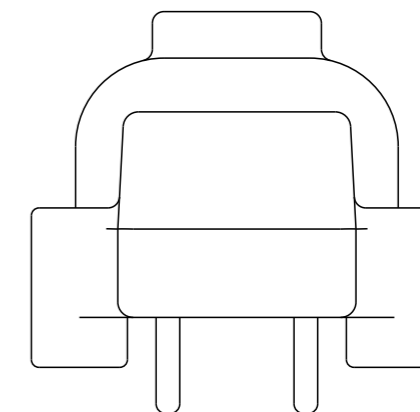
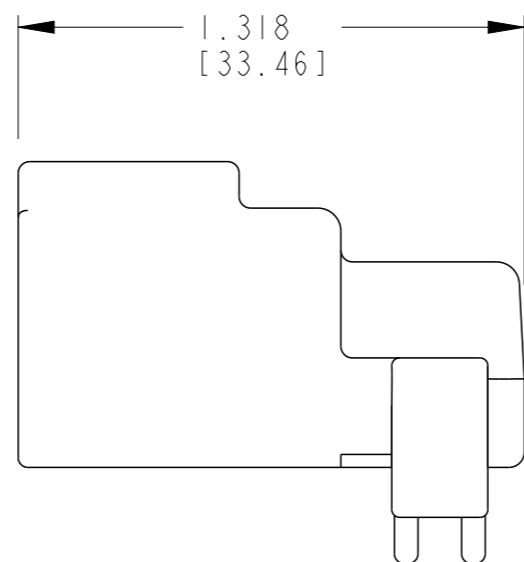
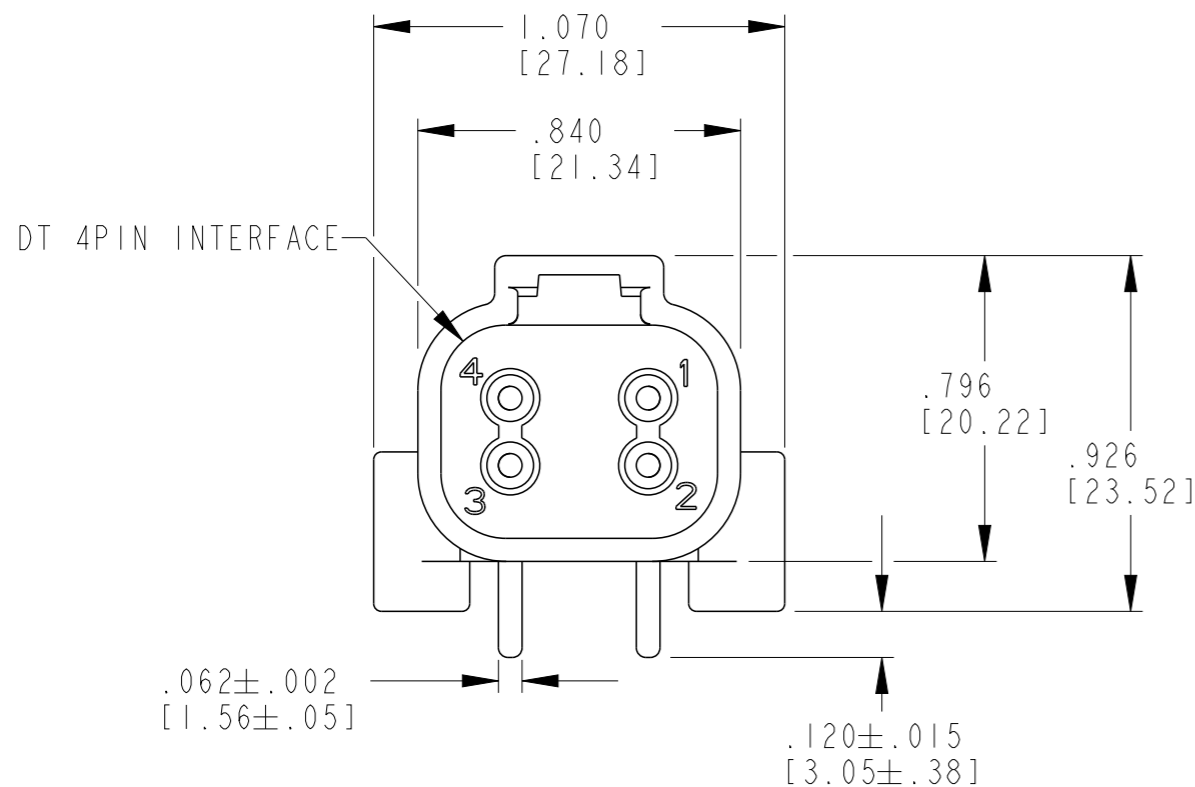
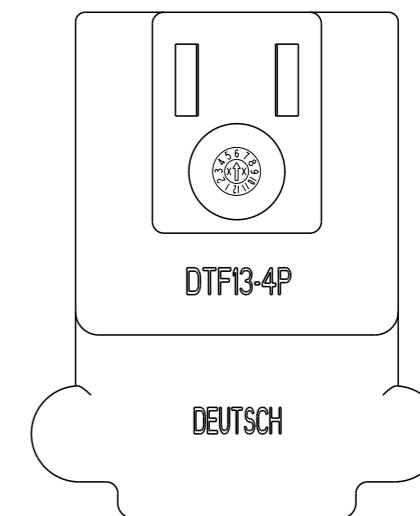
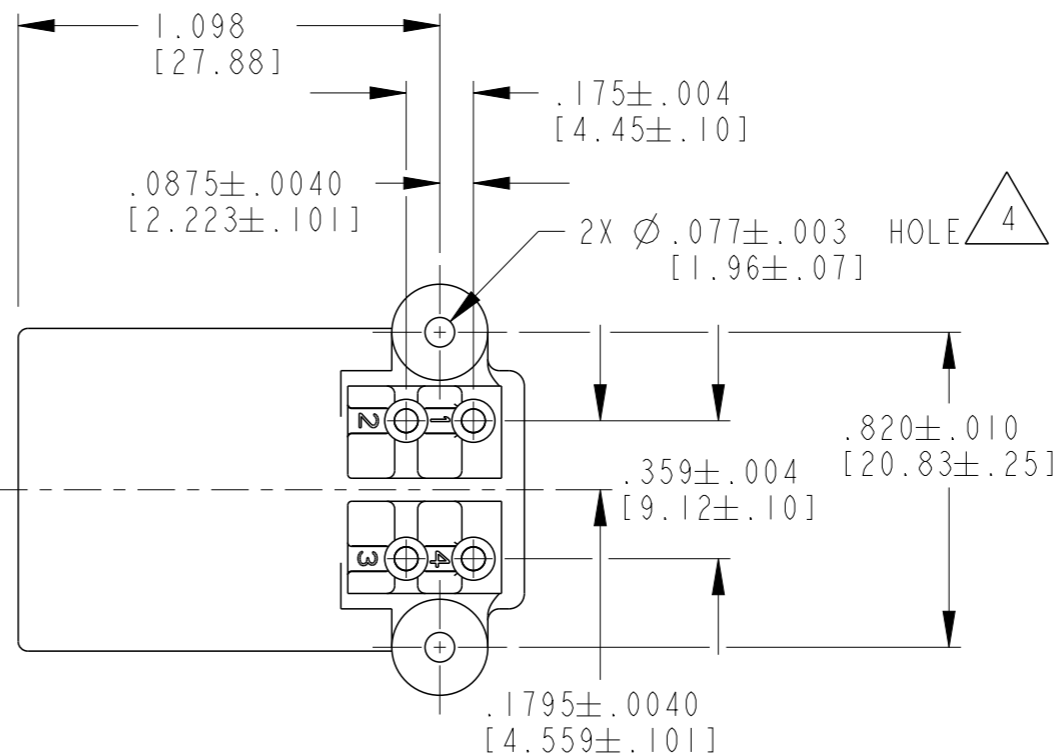
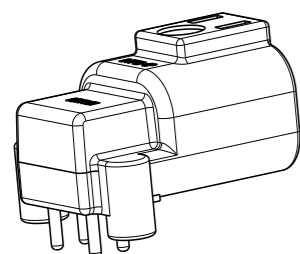


REVISIONS

P	LTR	DESCRIPTION	DATE	DWN	APVD
	A	REVISED PER ECO-16-014754	02AUG2016	VNB	DM



3D VIEW



4 RECOMMENDED SCREW: 2-28 [M2.26X0.91].
PLASTITE 48, SINGLE HELIX.

3. THE RECEPTACLE MATES WITH DT06-4S-XXXX PLUG AND W4S WEDGE LOCK (XXXX = ALL MODIFICATIONS).

2 PIN PLATING: MATING SIDE: TIN (RoHS)
PCB SIDE: TIN (RoHS)

1 MATERIAL: RECEPTACLE - PA46 GF30 (BLACK)
PINS - COPPER ALLOY.

NOTES: UNLESS OTHERWISE SPECIFIED

TE INTERNAL PN	DEUTSCH PN
DTF13-4P	DTF13-4P

THIS DRAWING IS A CONTROLLED DOCUMENT.		DWN	08AUG2000												
DIMENSIONS: INCH [mm]		CHK	12SEP2000												
TOLERANCES UNLESS OTHERWISE SPECIFIED:		APVD	12SEP2000												
<table border="1"> <tr><td>0 PLC</td><td>±-</td></tr> <tr><td>1 PLC</td><td>±-</td></tr> <tr><td>2 PLC</td><td>±-</td></tr> <tr><td>3 PLC</td><td>±.025 [0.63]</td></tr> <tr><td>4 PLC</td><td>±-</td></tr> <tr><td>ANGLES</td><td>±0° 30' 0"</td></tr> </table>		0 PLC	±-			1 PLC	±-	2 PLC	±-	3 PLC	±.025 [0.63]	4 PLC	±-	ANGLES	±0° 30' 0"
0 PLC	±-														
1 PLC	±-														
2 PLC	±-														
3 PLC	±.025 [0.63]														
4 PLC	±-														
ANGLES	±0° 30' 0"														
MATERIAL		APPLICATION SPEC	-	NAME											
FINISH		WEIGHT	10.2g	90 DEGREE RECEPTACLE FLANGELESS CONNECTOR 4 PIN 16 SIZE CONTACTS, KEY NONE											
1		CUSTOMER DRAWING		SIZE	A3										
2		SCALE 2:1		CAGE CODE	4AFU8										
		SHEET 1 OF 1		DRAWING NO	DTF13-4P										
		REV A		RESTRICTED TO	-										

Mouser Electronics

Authorized Distributor

Click to View Pricing, Inventory, Delivery & Lifecycle Information:

[TE Connectivity:](#)

[DTF13-4P](#)