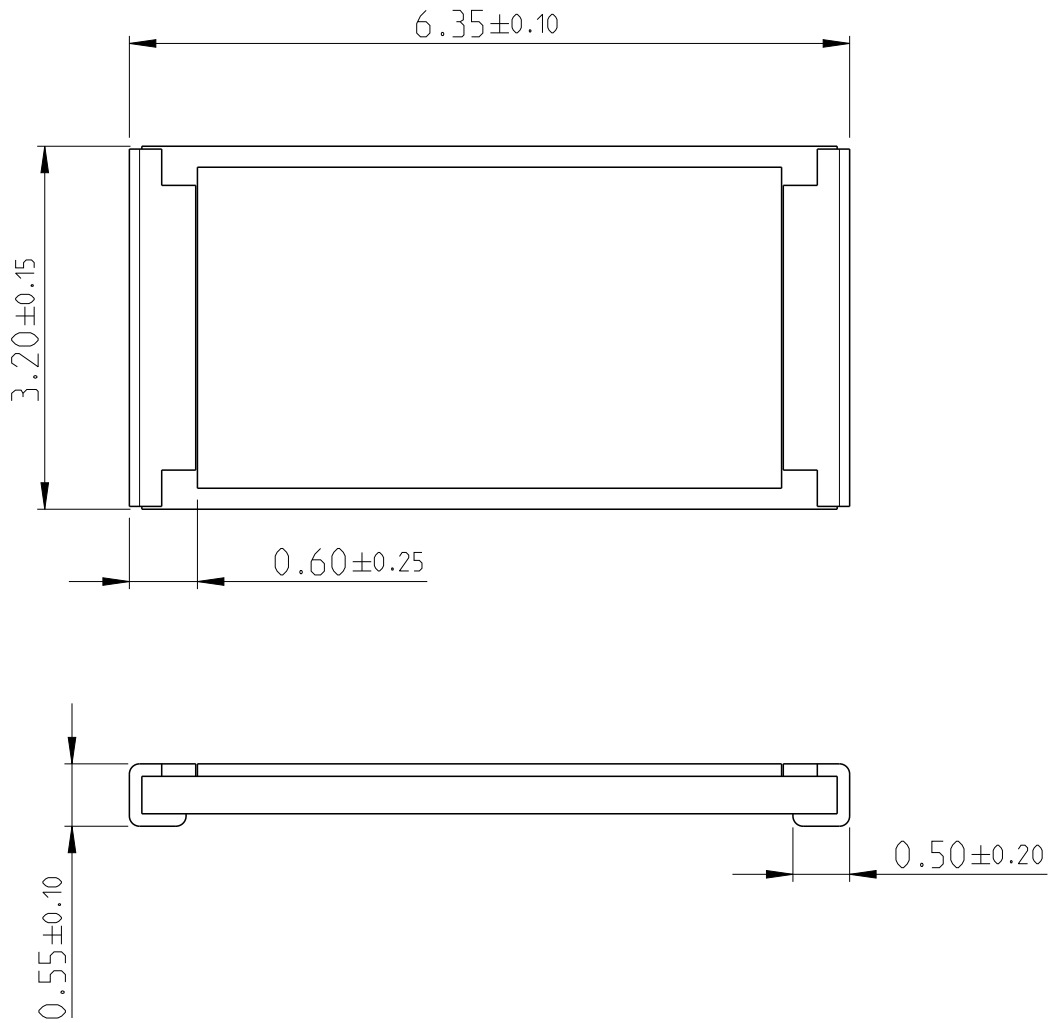
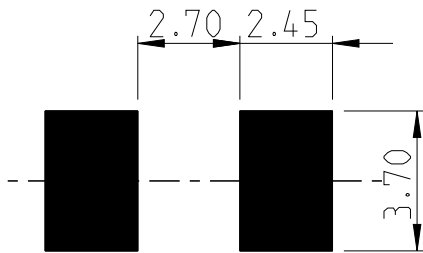


LOC	DIST	REVISIONS					
-	-	P	LTR	DESCRIPTION	DATE	DWN	APVD
		BC	ECR-16-000748		18JAN2016	KR	TN

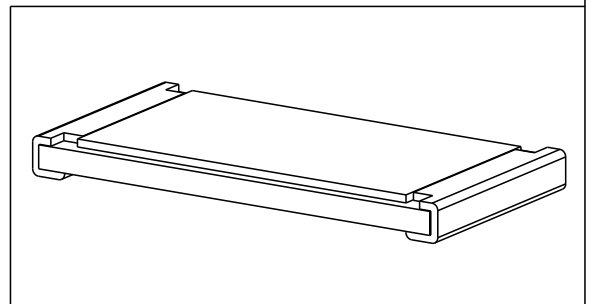


FOR FURTHER INFORMATION SEE DATA SHEET FOR 3521 SERIES

RoHS Compliant



PDB LAYOUT PLAN




RELEASED FOR PUBLICATION

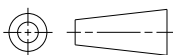
THIS DRAWING IS UNPUBLISHED.

ALL RIGHTS RESERVED.

BY -

© COPYRIGHT 20

DIMENSIONS: mm	DWN DARSHAN MS	15MAR2012	MATERIAL	-	FINISH	-
	CHK ALLAN P	15MAR2012	 TE Connectivity			
TOLERANCES UNLESS OTHERWISE SPECIFIED:	APVD STEPHEN.P	15MAR2012				
	0 PLC ±	PRODUCT SPEC	NAME SMD POWER RESISTORS - TYPE 3521 SERIES			
1 PLC ±0.5	-	APPLICATION SPEC	SIZE	CAGE CODE	DRAWING NO	RESTRICTED TO
2 PLC ±0.13	-	-	A 4	00779	C-2176070	-
3 PLC ±0.013	WEIGHT	0.03806 Gram	SCALE 40:1			
4 PLC ±0.0001	Customer Drawing		SHEET 1 OF 1		REV BC	
ANGLES ±						



# Mouser Electronics

Authorized Distributor

Click to View Pricing, Inventory, Delivery & Lifecycle Information:

[TE Connectivity:](#)

[352118RFT](#)