
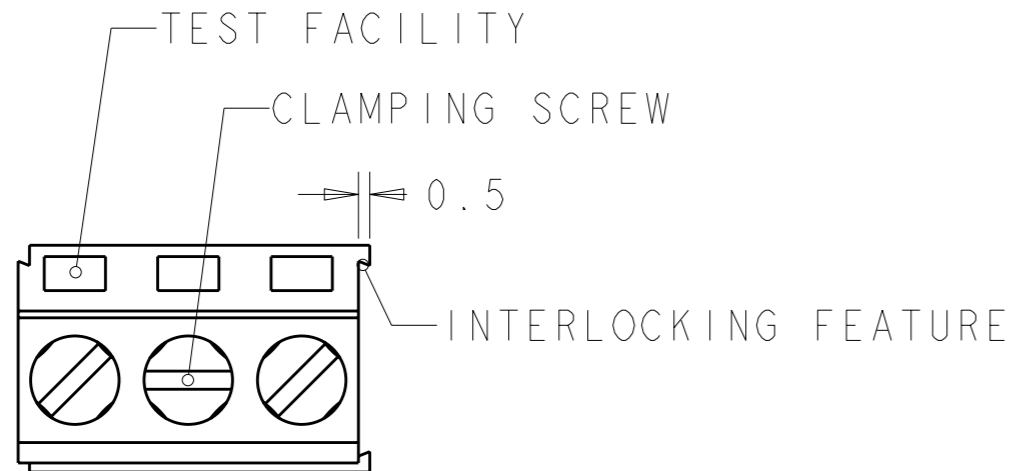
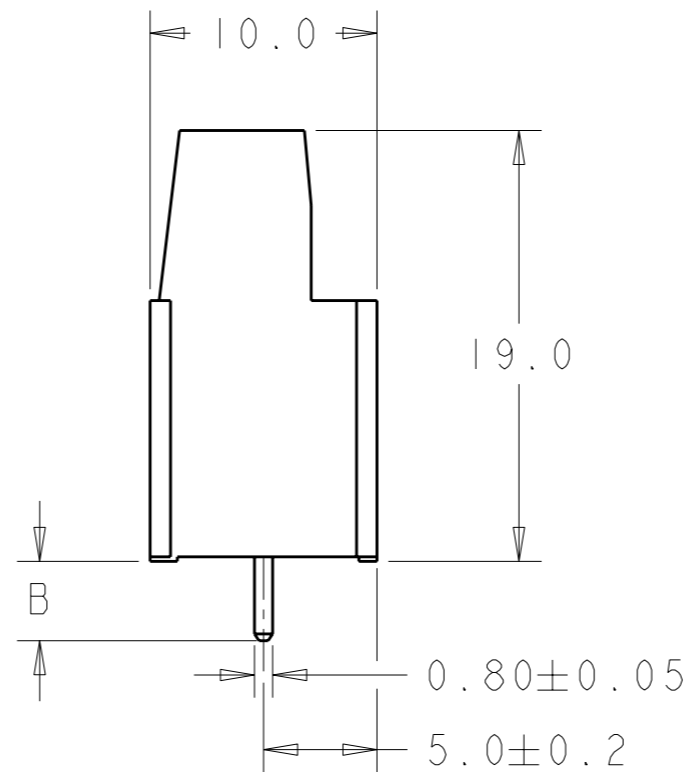
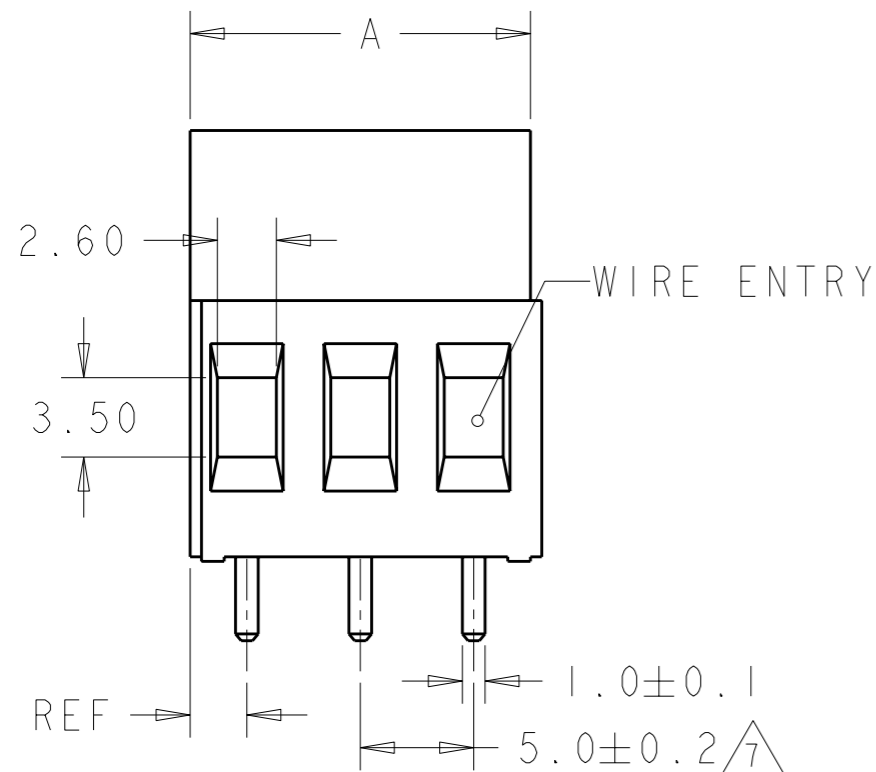


LOC	DIST	REVISIONS			
P	LTR	DESCRIPTION	DATE	DWN	APVD
FT	0	D5	REVISED PER ECO-11-004820	11MAR2011	RK HMR

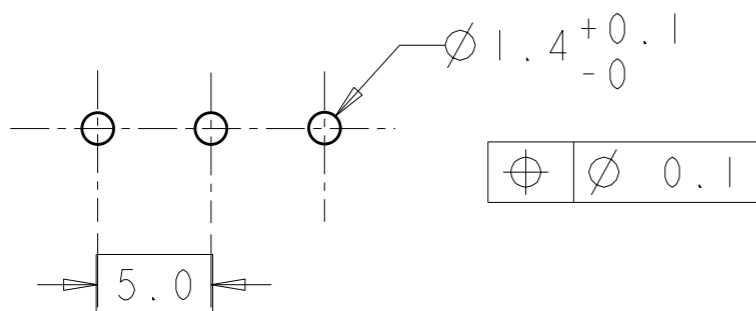


282856-3 AS SHOWN

COLOR	DIM. B	DIM. A	N° OF POS.	PART NUMBER
BLACK	7.0	10	2	2-282856-8
GREEN	7.0	10	2	2-282856-7
	4.5	10	2	2-282856-6
	3.5	125	25	2-282856-5
	3.5	120	24	2-282856-4
	3.5	115	23	2-282856-3
	3.5	110	22	2-282856-2
	3.5	105	21	2-282856-1
	3.5	100	20	2-282856-0
	3.5	95	19	1-282856-9
	3.5	90	18	1-282856-8
	3.5	85	17	1-282856-7
	3.5	80	16	1-282856-6
	3.5	75	15	1-282856-5
	3.5	70	14	1-282856-4
	3.5	65	13	1-282856-3
	3.5	60	12	1-282856-2
	3.5	55	11	1-282856-1
	3.5	50	10	1-282856-0
	3.5	45	9	282856-9
	3.5	40	8	282856-8
	3.5	35	7	282856-7
	3.5	30	6	282856-6
	3.5	25	5	282856-5
	3.5	20	4	282856-4
	3.5	15	3	282856-3
GREEN	3.5	10	2	282856-2

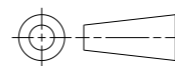


RECOMMENDED PC BOARD LAYOUT



THIS DRAWING IS A CONTROLLED DOCUMENT.

DIMENSIONS: mm



TOLERANCES UNLESS OTHERWISE SPECIFIED:

- 0 PLC ±
- 1 PLC ±.3
- 2 PLC ±.25
- 3 PLC ±
- 4 PLC ±
- ANGLES ±2

MATERIAL



FINISH



DWN 23AUG2001 E. ZANOLINI

CHK 23AUG2001 D. BIEVENOUR


APVD 23AUG2001 D. BIEVENOUR

PRODUCT SPEC 108-20166

APPLICATION SPEC 114-20079

WEIGHT -

CUSTOMER DRAWING



NAME
TERMINAL BLOCK PCB MOUNT
SIDE ENTRY WIRE, STACKING
W/INTERLOCK, 5mm PITCH

SIZE A3 CAGE CODE 00779 DRAWING NO C-282856 RESTRICTED TO -

SCALE 3:1 SHEET 1 OF 2 REV D5

THIS DRAWING IS UNPUBLISHED. RELEASED FOR PUBLICATION 20
 © COPYRIGHT 20 BY - ALL RIGHTS RESERVED.

LOC	DIST	REVISIONS			
P	LTR	DESCRIPTION	DATE	DWN	APVD
		SEE SHEET 1	-	-	-

- 1 MATERIALS AND FINISH
 HOUSING: PA 6-6, UL 94-V0, COLOR SEE TABLE.
 CLAMP: BRASS, NICKEL PLATED.
 TERMINAL: BRASS, TIN PLATED.
 CLAMPING SCREW: M3, BRASS, NICKEL PLATED.
- 2 SUITABLE FOR 1,6-2,4mm PC BOARD THICKNESS.
- 3 END-TO-END STACKABLE W/INTERLOCK WITHOUT LOSS OF CENTERLINE SPACING.
- 4 WIRE SIZE RANGE
 SOLID WIRE: 0,03-4mm² (11AWG).
 STRANDED WIRE: 0,03-2,5mm² (13AWG).
- 5 RECOGNIZED UNDER THE COMPONENT PROGRAM OF UNDERWRITERS LABORATORIES INC. FILE N° E60677.
- 6 IMQ CERTIFICATE WITH SURVEILLANCE IN CONFORMITY WITH IEC 998-1/998-2-1.
- 7 NOT CUMULATIVE TOLERANCE.
- 8 PRELIMINARY PART NUMBER

THIS DRAWING IS A CONTROLLED DOCUMENT.		DWN E. ZANOLINI 23AUG2001	STE TE Connectivity	
DIMENSIONS: mm		CHK D. BIEVENOUR 23AUG2001		
TOLERANCES UNLESS OTHERWISE SPECIFIED:		APVD D. BIEVENOUR 23AUG2001	NAME TERMINAL BLOCK PCB MOUNT SIDE ENTRY WIRE, STACKING W/INTERLOCK, 5mm PITCH	
0 PLC ±-		PRODUCT SPEC	SIZE	
1 PLC ±.2		APPLICATION SPEC	CAGE CODE	
2 PLC ±.15			DRAWING NO	
3 PLC ±-			RESTRICTED TO	
4 PLC ±-			A300779C-282856	
ANGLES ±2		WEIGHT		
MATERIAL -		FINISH -	SCALE 3:1 SHEET 2 OF 2 REV D5	
		CUSTOMER DRAWING		

Mouser Electronics

Authorized Distributor

Click to View Pricing, Inventory, Delivery & Lifecycle Information:

[TE Connectivity:](#)

[282856-4](#)