

Using School by School Spending Data for System Improvement

Katie Hagan

Katie.Hagan@Georgetown.edu

How much is spent per student
at a school near you?



Who decided how to spend that money?



True/False – Background

- T/F 1. If you want to know what is spent on a school, you can look up that number online.
- T/F 2. Most principals have a good sense of how much is spent at their school.
- T/F 3. Most districts deploy resources equitably across schools.
- T/F 4. Most school boards have a good sense of how equitably funds are deployed across schools.
- T/F 5. Most principals and district leaders have a good sense of how well their schools are able to leverage dollars to maximize outcomes.

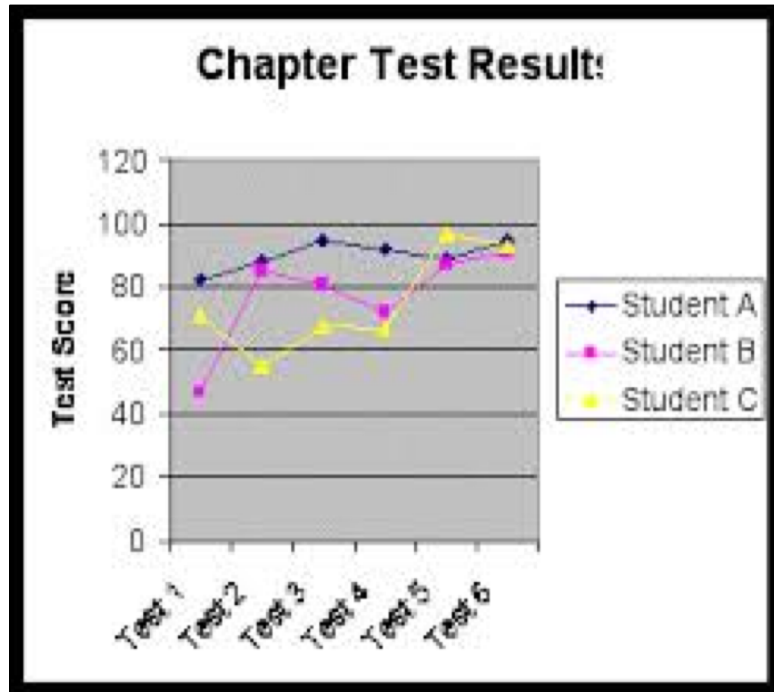




ESSA requires
reporting
spending
by school!



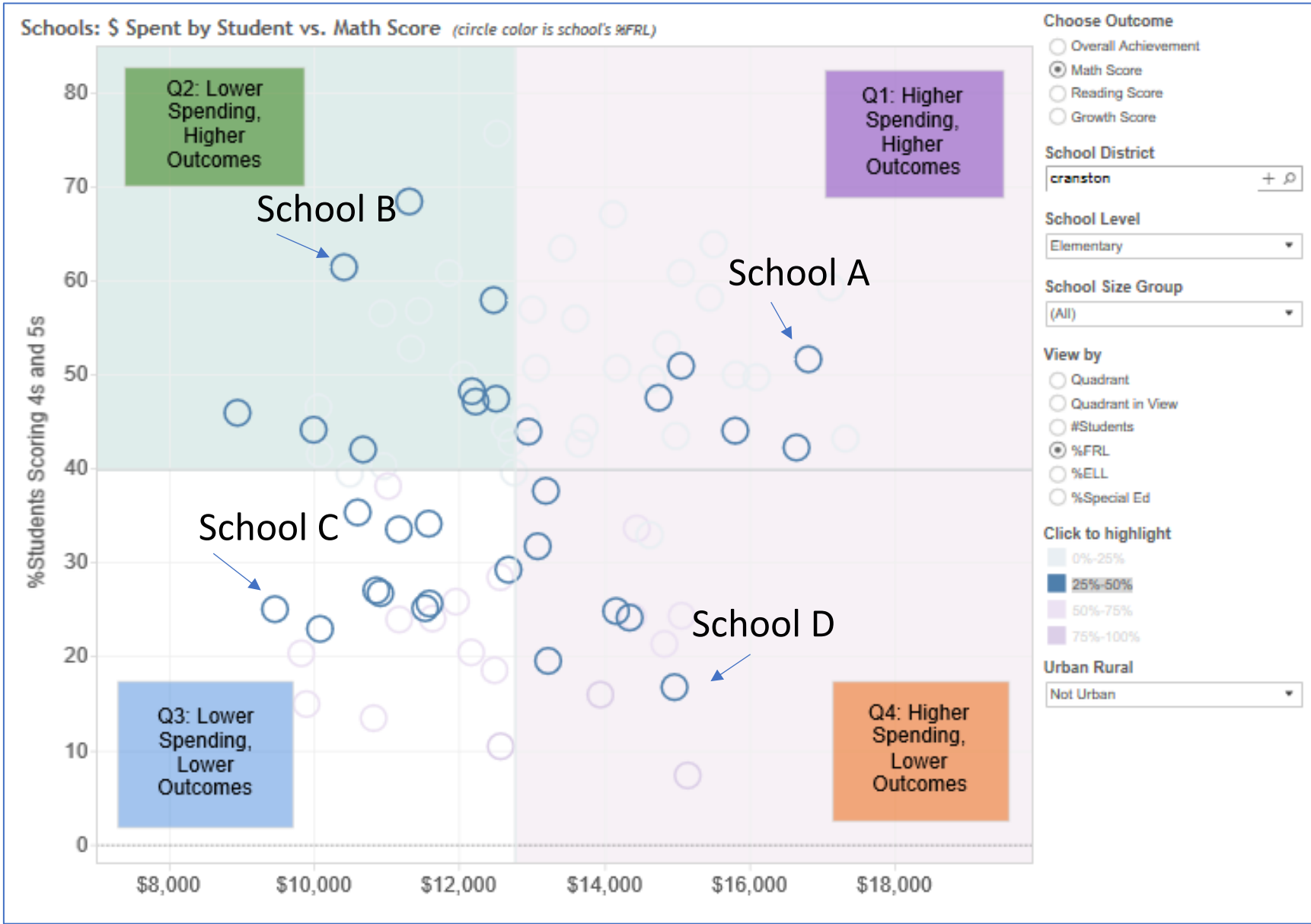
Outcomes by school



+

Spending by school





DAILY NEWS

World - Business - Finance - Lifestyle - Travel - Sport - Weather

Issue: 240104

THE WORLDS BEST SELLING NATIONAL NEWSPAPER

Est - 1965

First Edition

Monday 5th June

City district spends
more on affluent
schools

DAILY NEWS

World - Business - Finance - Lifestyle - Travel - Sport - Weather

Issue: 240104

THE WORLDS BEST SELLING NATIONAL NEWSPAPER

Est - 1965

First Edition

Monday 5th June

Eastside high school
students protest
Westside's Cadillac
budget

DAILY NEWS

World - Business - Finance - Lifestyle - Travel - Sport - Weather

Issue: 240104

THE WORLDS BEST SELLING NATIONAL NEWSPAPER

Est - 1965

First Edition

Monday 5th June

Eastside high school
students protest Westside's
Cadillac budget: teacher
salaries to blame

DAILY NEWS

World - Business - Finance - Lifestyle - Travel - Sport - Weather

Issue: 240104

THE WORLDS BEST SELLING NATIONAL NEWSPAPER

Est - 1965

First Edition

Monday 5th June

District doesn't
spend dollars on
kids that generate
them

DAILY NEWS

World - Business - Finance - Lifestyle - Travel - Sport - Weather

Issue: 240104

THE WORLDS BEST SELLING NATIONAL NEWSPAPER

Est - 1965

First Edition

Monday 5th June

Feisty middle school principal
wants less district services and
more cash for kids

First time school leaders will see what's spent centrally on behalf of their schools

	District 1			District 2		
	Elementary School #11	Elementary School #12	Middle School #17	Elementary School #13	Middle School #22	High School #31
A: Enrollment	375	511	992	442	992	2103
Site level						
B: Federal	\$456	\$209	\$164	\$197	\$222	\$356
C: State/Local	\$6,111	\$4,756	\$5,998	\$6,987	\$5,124	\$5,982
D: Site level total	\$6,567	\$4,965	\$6,162	\$7,184	\$5,346	\$6,338
Site share of central						
E: Federal	\$161	\$161	\$161	\$621	\$621	\$621
F: State/Local	\$5,378	\$5,378	\$5,378	\$4,921	\$4,921	\$4,921
G: Site share of central total	\$5,539	\$5,539	\$5,539	\$5,542	\$5,542	\$5,542
H: Total school expenditures	\$12,106	\$10,504	\$11,701	\$12,726	\$10,888	\$11,880



DAILY NEWS

World - Business - Finance - Lifestyle - Travel - Sport - Weather

Issue: 240104

THE WORLDS BEST SELLING NATIONAL NEWSPAPER

Est - 1965

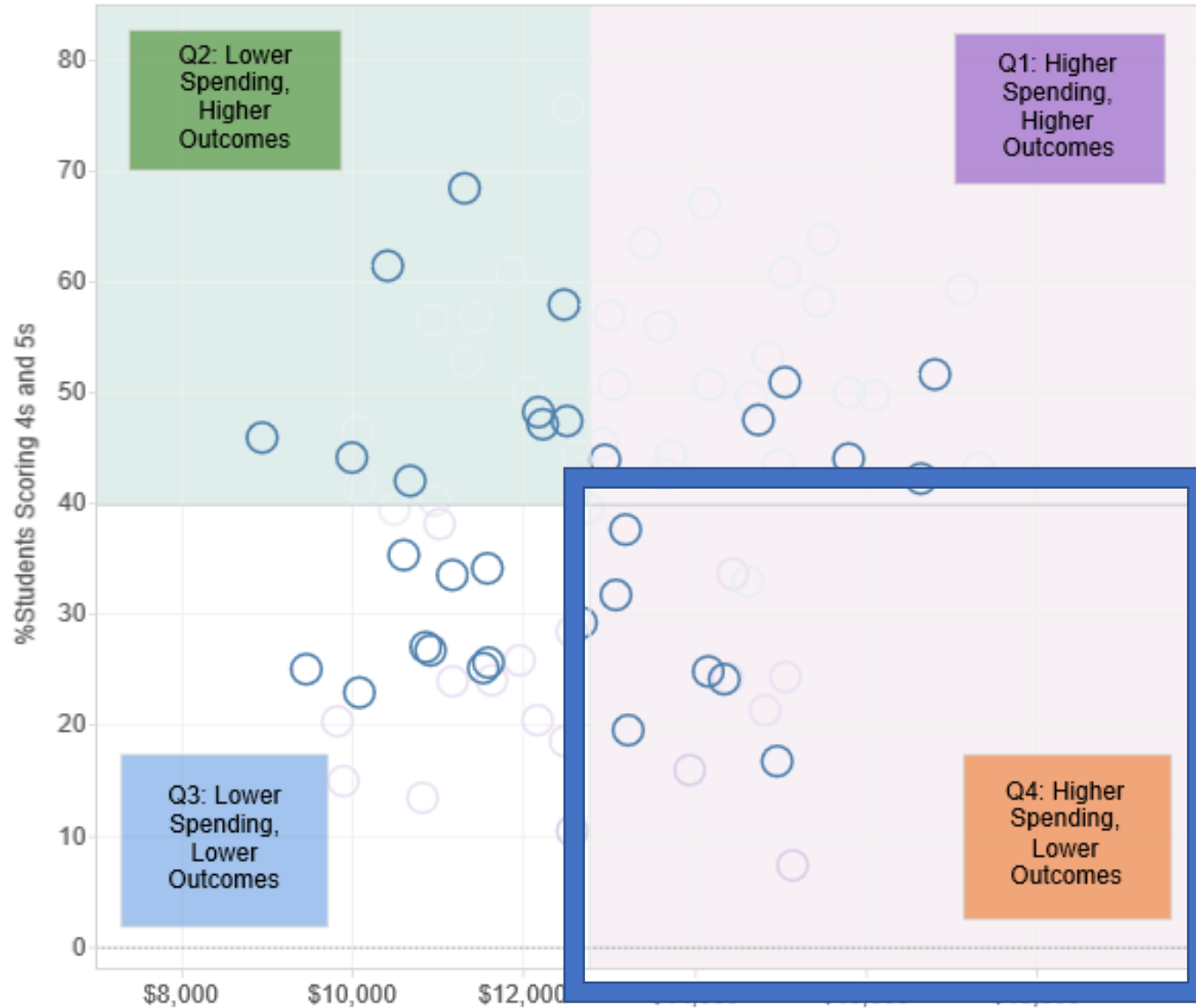
First Edition

Monday 5th June

Parents demand better outcomes
from high spending, low
performing school

Schools: \$ Spent by Student vs. Math Score (circle color is school's %FRL)

Student Outcomes



Per-Pupil Expenditures

Choose Outcome

- Overall Achievement
- Math Score
- Reading Score
- Growth Score

School District

cranston + ↻

School Level

Elementary ▾

School Size Group

(All) ▾

View by

- Quadrant
- Quadrant in View
- #Students
- %FRL
- %ELL
- %Special Ed

Click to highlight

- 0%-25%
- 25%-50%
- 50%-75%
- 75%-100%

Urban Rural

Not Urban ▾

Saylesville ES (170-3112)
Lincoln
Q1: Higher Spending, Higher Outcomes

\$ Spent by Student:	\$16,649
#Students:	255
#ELL:	6
#FRL:	83
#SpEd:	53
Overall:	
ELA:	60.90
Math:	42.20
Growth:	

DAILY NEWS

World - Business - Finance - Lifestyle - Travel - Sport - Weather

Issue: 240104

THE WORLDS BEST SELLING NATIONAL NEWSPAPER

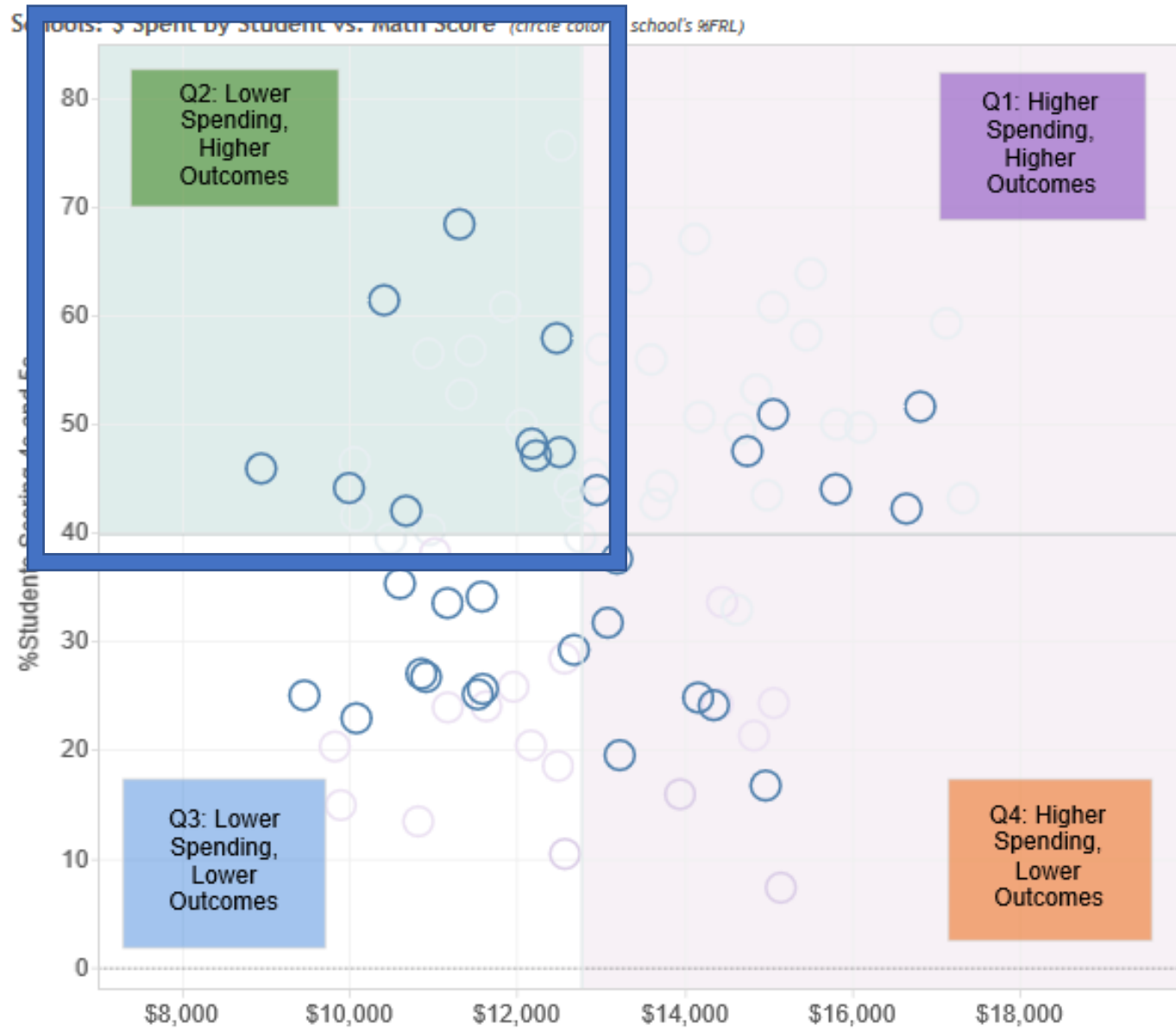
Est - 1965

First Edition

Monday 5th June

School board commmits to
studying high-performing, low-
spending schools in search of
'secret sauce'

Student Outcomes



Per-Pupil Expenditures

Choose Outcome

- Overall Achievement
- Math Score
- Reading Score
- Growth Score

School District

cranston +

School Level

Elementary

School Size Group

(All)

View by

- Quadrant
- Quadrant in View
- #Students
- %FRL
- %ELL
- %Special Ed

Click to highlight

- 0%-25%
- 25%-50%
- 50%-75%
- 75%-100%

Urban Rural

Not Urban

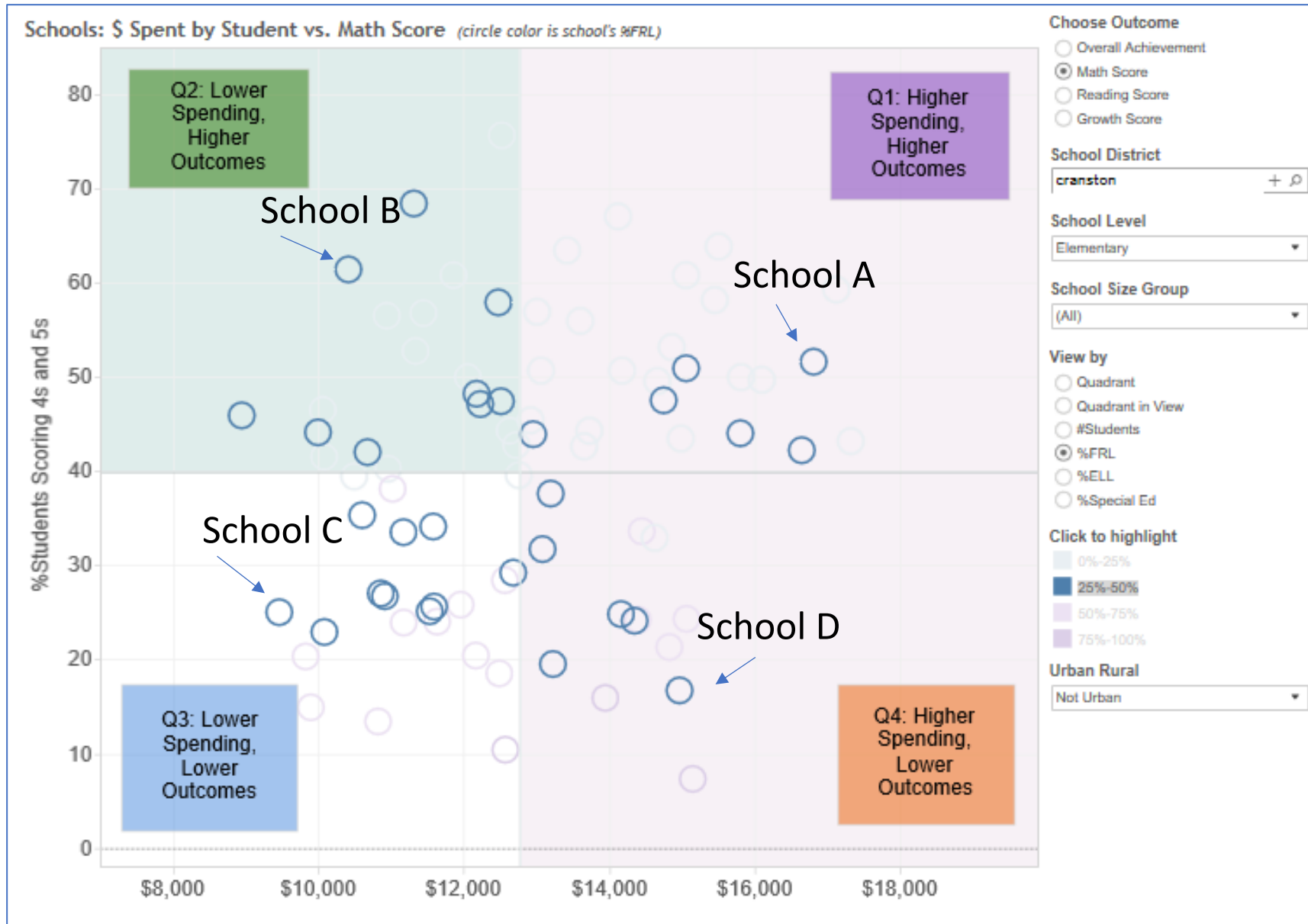
Saylesville ES (170-3112)
Lincoln
Q1: Higher Spending, Higher Outcomes

\$ Spent by Student:	\$16,649
#Students:	255
#ELL:	6
#FRL:	83
#SpEd:	53

Overall:

ELA:	60.90
Math:	42.20
Growth:	

Activity: Using the data



Activity: Using the data

	Superintendent with Principals	Principals with School Staff
School A		
School B		
School C		
School D		



Interviews with principals/district leaders about school spending...

District Leader: We are transparent – we put all our financial files online.

Principal: All in, my school receives about \$40,000 a year.

Principal: I don't get as much \$ as other schools in the district because my school is in a neighborhood with lower property values.

Principal: Is the district shortchanging my school? I assume not, but I have no idea.

Interviews with principals/district leaders about school spending...

District Leader: Our equity initiative has funded counselors, reading programs and social workers.

District Leader: We give extra staff to our higher needs schools, but they don't know that. They assume all schools have what they have.

Principal: In my district, principals don't question budget choices.

Principals: I want to be more engaged in school finance decisions.

What can districts do NOW: Look at the data

1. Are LEA policies shortchanging any schools?
2. Do allocations for high need students augment spending at high needs schools?
3. Are salary patterns driving uneven spending in ways that are concerning?
4. What share of the dollars are accounted for centrally?
5. Relative to meaningful peers, how well are dollars being leveraged at each school to drive outcomes?
6. Are there more purposeful ways that you could deploy funds?

For more information: <http://my.aasa.org/AASA/Resources/SAMag/2017/Dec17/RozaStewart.aspx>



Certificate in Education Finance

Finance Strategy, Policy & Leadership

Now approved to award
CPE credits to CPAs upon
completion!



**TWO-DAY RESIDENCY
JUNE 19 & 20, 2019**

WASHINGTON, D.C.

**Virtual classes every other
Thursday following the
residency through early fall.**

Thank you!

Katie.Hagan@Georgetown.edu 757-589-0490