

Empowered by What You See: Transforming Teachers with Video-Reflective Practices

Dr. Kasey Clements-Hutchinson
Kasey@intentionaldevelopment10.com
@KC_Hutch
Intentionaldevelopment10.com

Mr. Adam Phyll
Phyll.adam@newton.k12.ga.us
@AskAdam3



SAMANTHA FUHREY
Superintendent



ADAM PHYALL
Director of Technology &
Media Services

IT'S ALL CONNECTED

Newton County Schools strives to create an environment where resources work well together and seamlessly enhance teaching and learning.

S.A.F.E.

VIEWPath

Edivate

Canvas

Teachers and students feel safe at school, and therefore are able to concentrate on teaching and learning.

Students have 24-hour access to course content.

Master teachers and academic coaches can guide novice teachers using video recordings.

BENEFITS

- Gives students, teachers, and parents 24-hour access to high quality teaching
- Allows teachers opportunities for self-reflection
- Provides a safe place for collaboration with peers



Lessons can be archived and shared for future use.

INSTALLATION TIMELINE

2013 - Phase I

High Schools Installations
N-DVR set up
NFS (network file system)
installation

2014 - Phase II
Middle Schools
Installations

2015 - Phase III
Elementary Schools
Installations

2016 - Phase IV
CTAE & Vocational
Installations

2017 - Phase V
Connections &
Lab Installations

24

NCSS has 24 schools, including
1 charter school, 1 theme
school & 1 alternative academy

5

Installation, training, and
development took place over
a five year period.

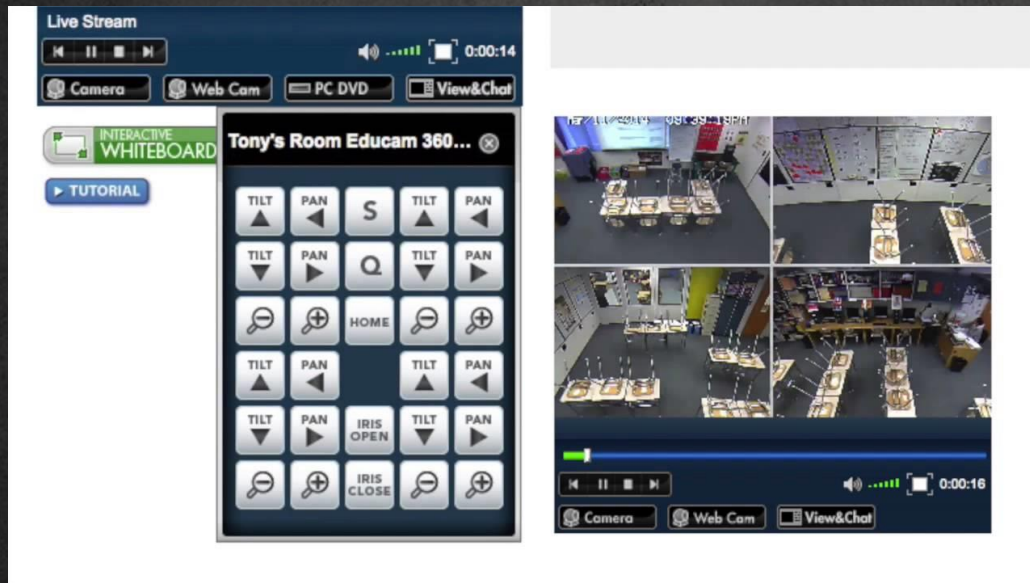
1,401

Number of EduCam 360 cameras and
wireless microphone systems that have
been installed in classrooms across
Newton County Schools.

CONTACT US

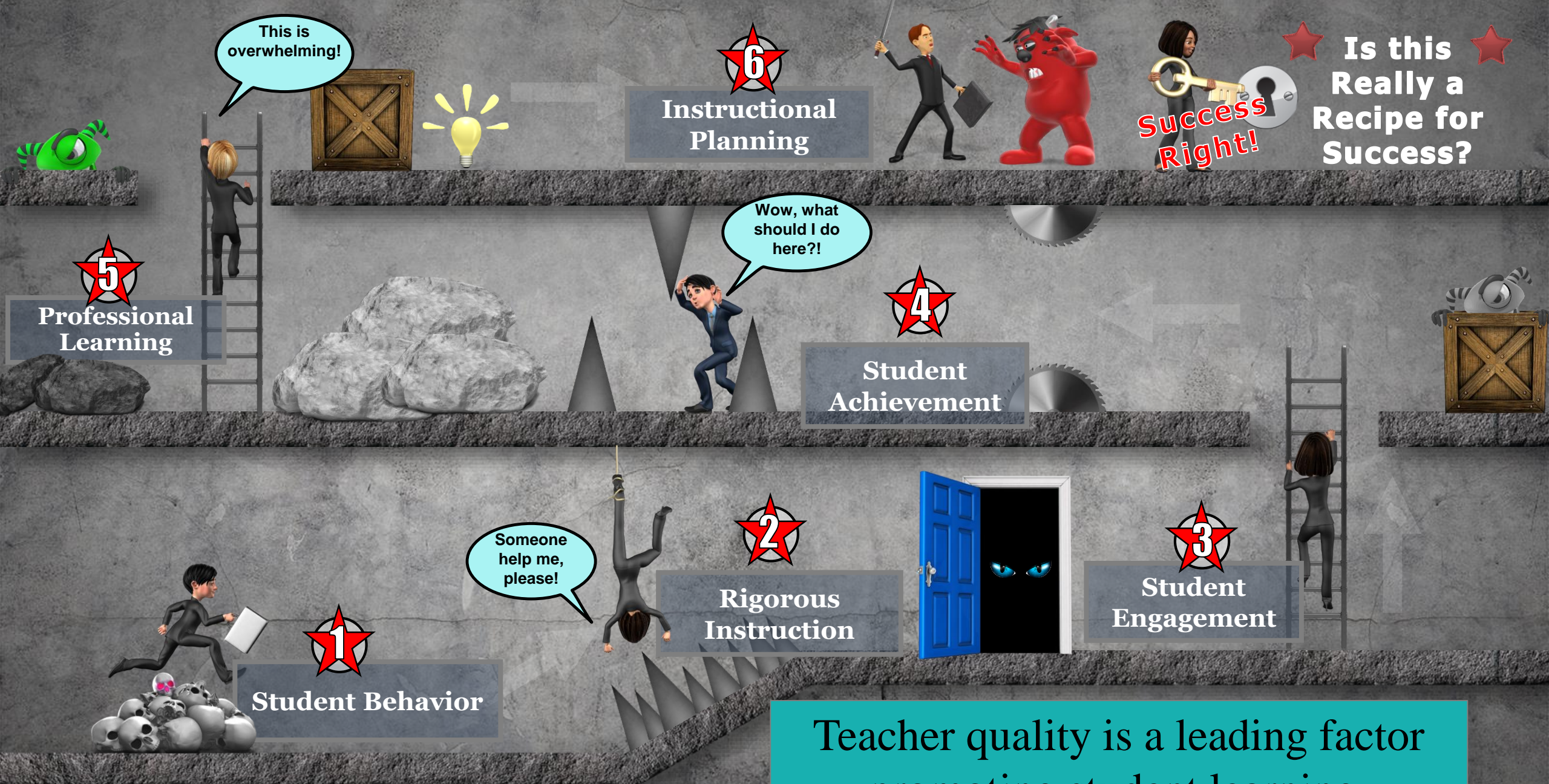
Contact us for more information at instructionaltech@newton.k12.ga.us.

Recording Options



A Picture Perfect Day ★





This is overwhelming!



Instructional Planning



Is this Really a Recipe for Success?



Professional Learning

Wow, what should I do here?!



Student Achievement



Rigorous Instruction



Student Engagement



Student Behavior

Teacher quality is a leading factor promoting student learning.

How do teachers make decisions to enhance instructional practices?

- Concerned with the curriculum content...
- Less aware of the delivery associated with teaching content...



- Content and process are vital
- *Delivery* serves as a framework for relevant strategies and instructional practices.

The *Why's* and *How's* of Video Reflection

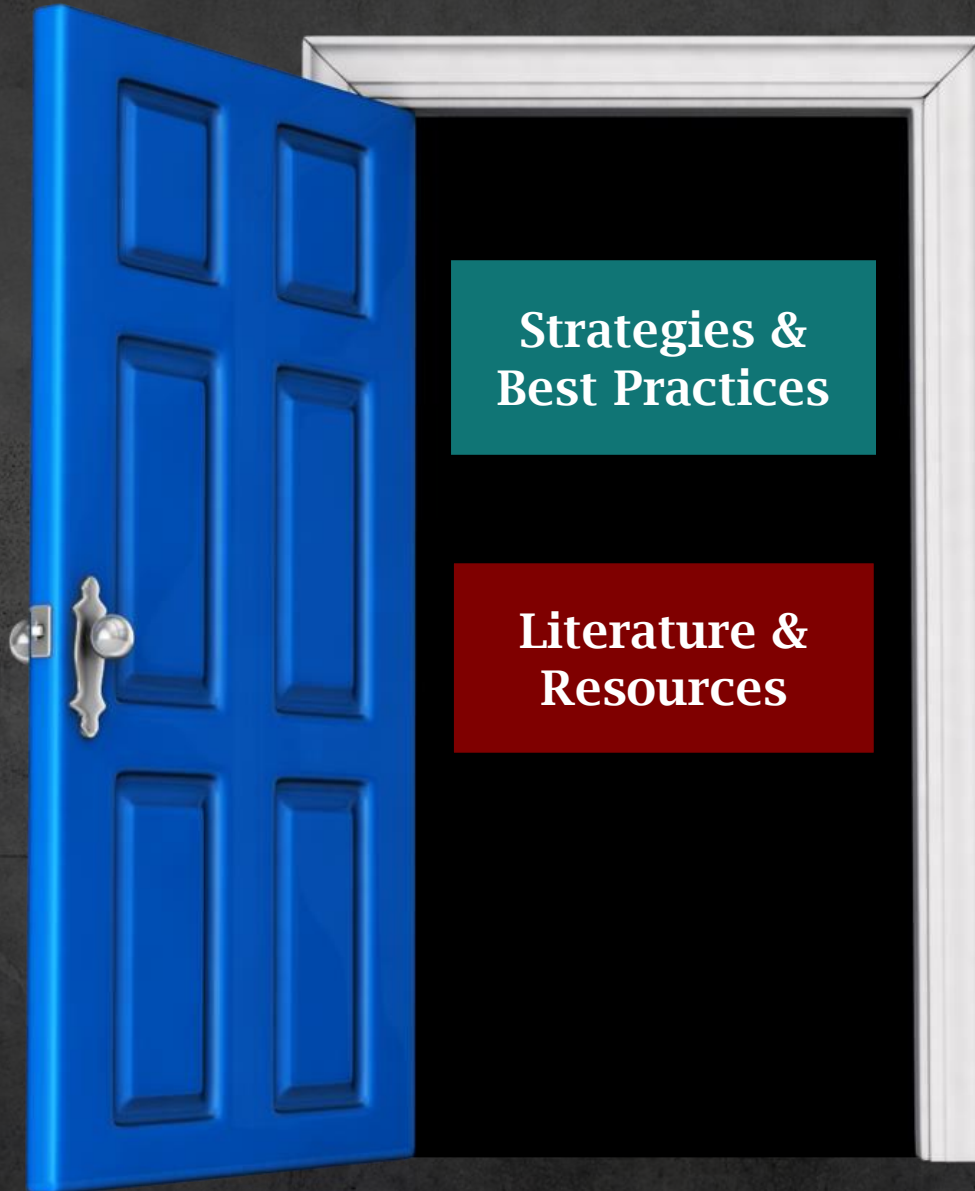
Reflection focuses on: observing, trying, and modifying personal skills

Experience itself is not the teacher; experience does not parallel to learning from an experience.

The groundwork for instructional planning embeds organization, presentation, implementation, evaluation, innovation, and ***reflection***.




What if...



**Strategies &
Best Practices**

**Literature &
Resources**

**Video
Reflective
Practices**



Video Reflection and Student Learning

OBSTACLE ①

**Student
Behavior**

OBSTACLE ②

**Rigorous
Instruction**



Video Reflection and Student Learning

OBSTACLE

3

Student
Engagement

OBSTACLE

4

Student
Achievement



Video Reflection and Instructional Delivery

OBSTACLE

5

Professional
Learning

OBSTACLE

6

Instructional
Planning





Resources

Strategies

Initiatives

**Meaningful
Reflection**

GOAL!



Keys to Success



Reflective Guides

Coaching in the Process

Administrative Support



The Video-Reflective Model



Let's Start Here...

- Draw the Sun, Moon and Earth, and then explain how these tides occur:

	Spring Tide	Neap Tide
Draw		
Answer	How does spring tide occur?	How does a neap tide occur?

The Reflective Model

Empowered by What You See

The Reflective Model is a professional tool that activates teacher's thinking to answer many questions in education today. In our learning programs, we use video reflective practices as a learning-centered approach to professional development. Through open designed workshops, educators understand the What, Why, and How of reflection and the right way to implement the process.

WORDS TO BUILD TRUST



QUESTIONS TO ASK YOURSELF

Is this a High Expectation Environment?

An environment where every child is engaged in rigorous yet attainable learning

Is this an Equitable Learning Environment?

An environment that provides differentiated learning opportunities for all students

Is this an Active Learning Environment?

An environment that engages students with opportunities to discuss learning and make connections to real-life experiences,



Let's start here...

EMPOWERED BY WHAT YOU SEE...

Describe how your lesson planning is facilitating your delivery.

What are your strengths in this lesson?

What are your weaknesses in this lesson?

EMPOWERED BY WHAT YOU THINK...

Choose one that will help you summarize this lesson. Talk more, talk less, or bring the topic to life.

Integrate

EMPOWERED BY WHAT YOU DO...

What new idea do you have?

What would you change?

Collaborate



Putting the Pieces Together



**Self-assessment fosters
self-awareness that
promotes self-correction
and enhances student
achievement.**





Dr. Kasey Clements-Hutchinson

Kasey@intentionaldevelopment10.com

@KC_Hutch

Intentionaldevelopment10.com

Mr. Adam Phyll

Phyll.adam@newton.k12.ga.us

@AskAdam3