

## Theatre Seating: 208

Length: 58'

Width: 28'

Area (sq ft): 1,624

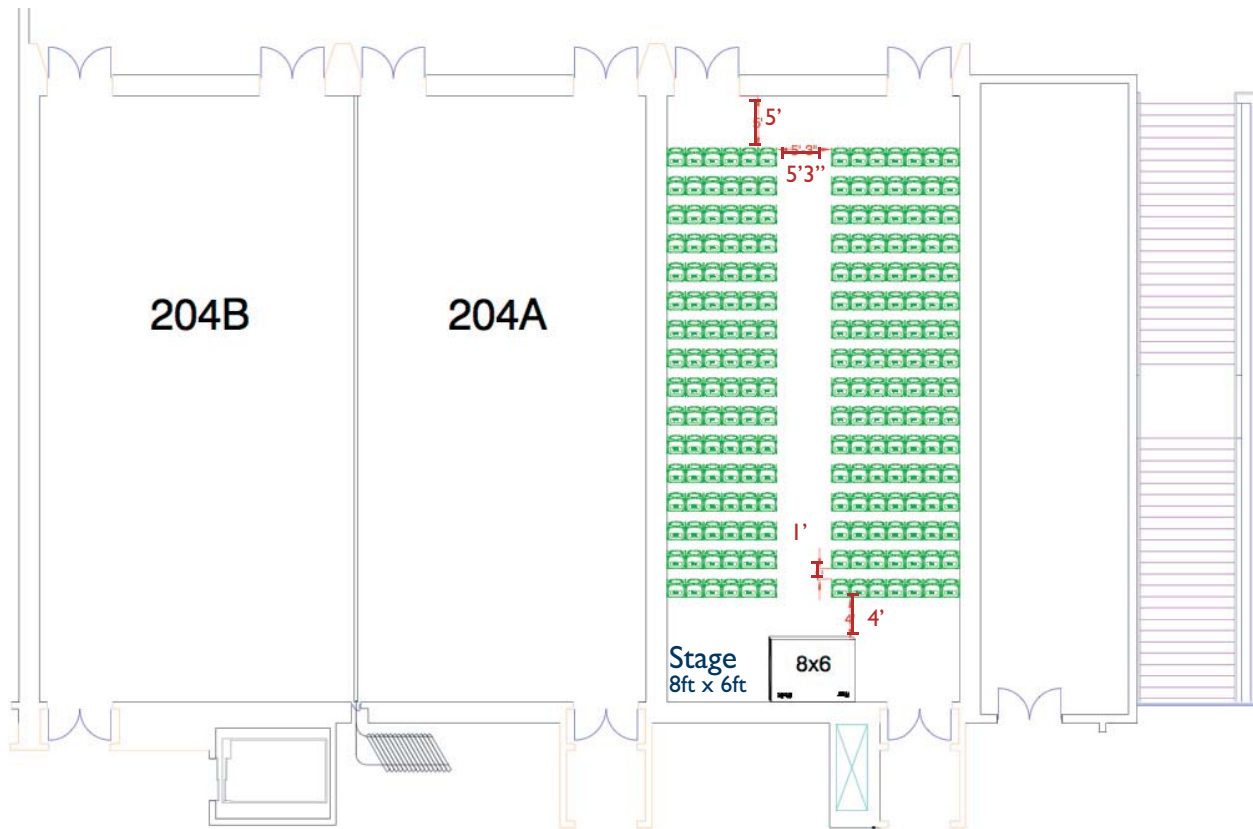
Ceiling Height: 16'6"/19'

A detailed floor plan of the Boston Convention & Exhibition Center. The main exhibition hall is a large rectangular area divided into several sections. The 'Theatre Seating' area is located in the upper right portion of the hall. The plan also shows various service areas, including a 'Kitchen', 'Cafeteria', and 'Bistro'. The 'Theatre Seating' area is labeled with '208' and 'Theatre Seating'. The plan also shows the 'Main Entrance' and 'Main Exit'.

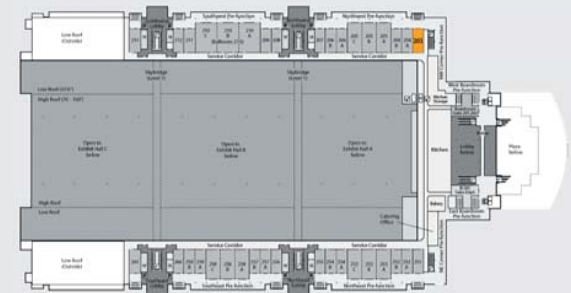
Location within the  
Boston Convention & Exhibition Center

*Signature*  
**BOSTON™**

## Service Corridor



**Ceiling Height: 16'6"/19'**



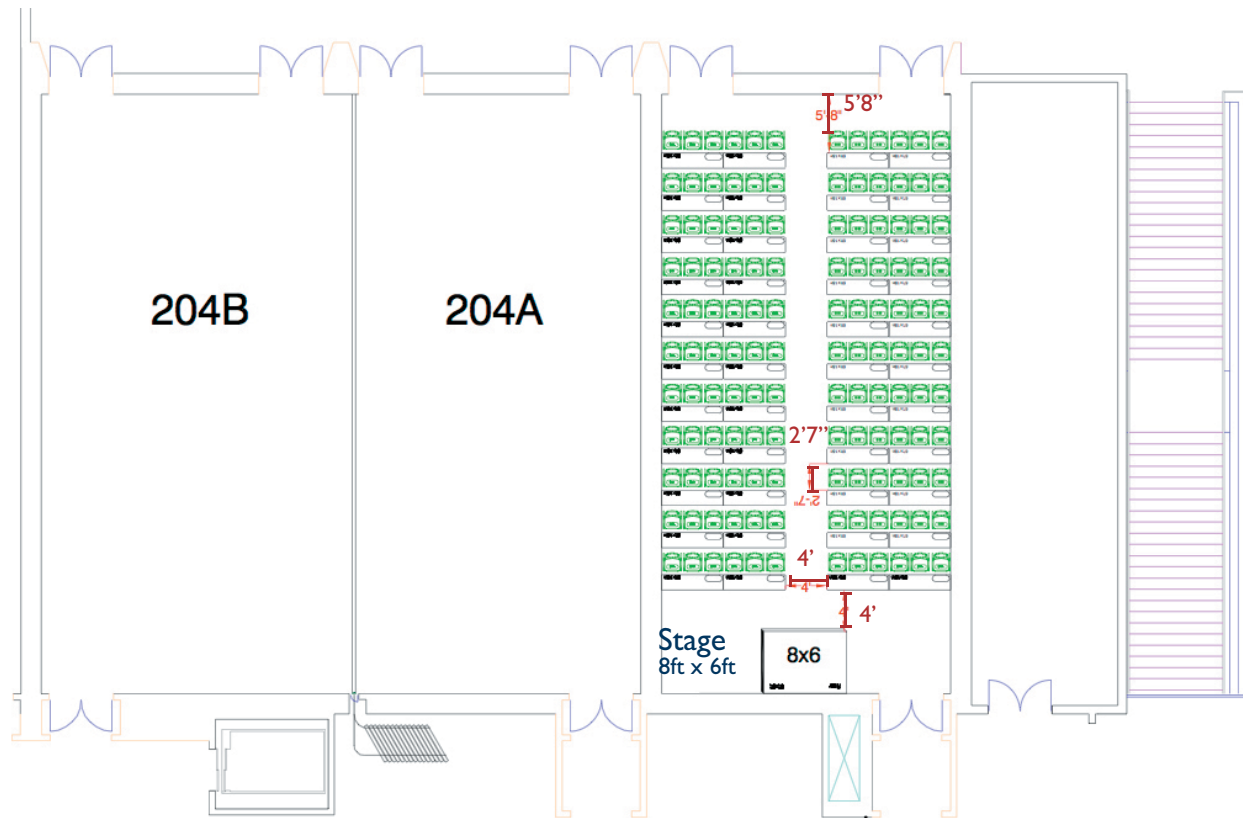
Location within the  
Boston Convention & Exhibiton Center

The logo for Signature BOSTON, featuring the word "Signature" in a blue script font and "BOSTON" in a bold, red, sans-serif font.

## Boston Convention & Exhibition Center

# ROOM 203

Northwest Pre-function



Service Corridor

**Classroom Seating: 132**

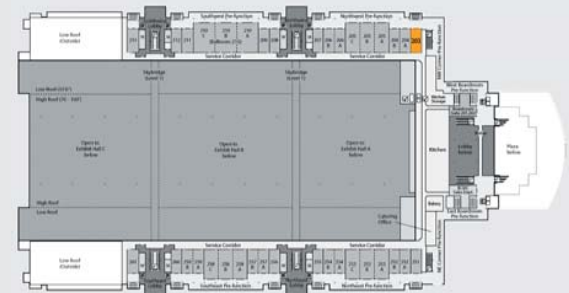
**Length: 58'**

**Width: 28'**

**Area (sq ft): 1,624**

**Ceiling Height: 16'6"/19'**

**Tables: 44 6' x 18" tables**



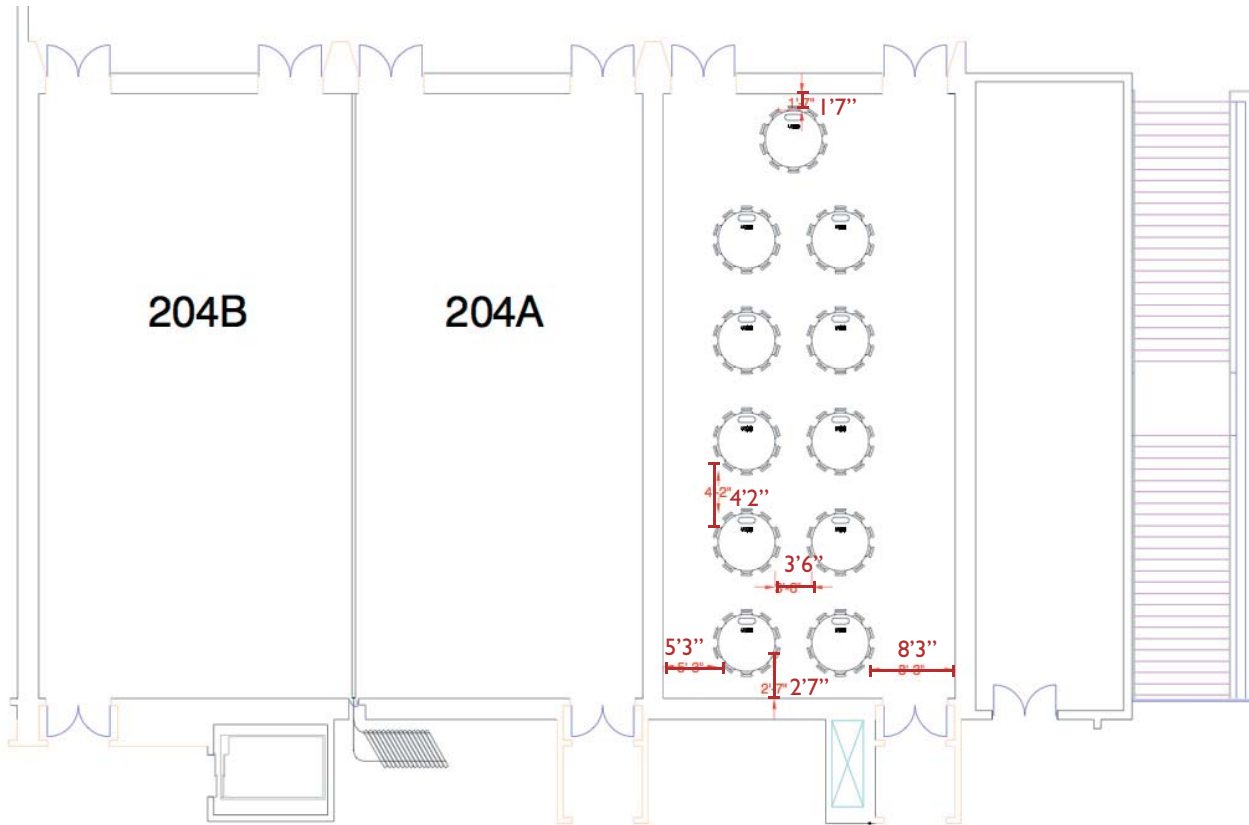
Location within the  
Boston Convention & Exhibition Center

*Signature*  
**BOSTON™**

## Boston Convention & Exhibition Center

# ROOM 203

Northwest Pre-function



Service Corridor

**Banquet Seating: 110**

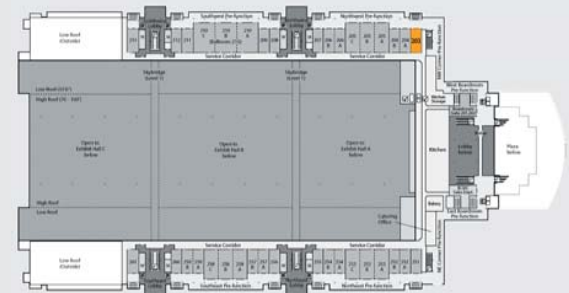
**Length: 58'**

**Width: 28'**

**Area (sq ft): 1,624**

**Ceiling Height: 16'6"/19'**

**Tables: 11 rounds of 10**



Location within the  
Boston Convention & Exhibition Center

*Signature*  
**BOSTON™**