


TIM PETERMANN
Sports Information Director
UW - Eau Claire
Eau Claire, Wisconsin 54701

THE NATIONAL ASSOCIATION of INTERCOLLEGIATE ATHLETICS



CHAMPIONSHIP HISTORY AND RECORDS BOOK 1981-82

25th Edition, Published August, 1982

THE COPY FOR THIS CHAMPIONSHIP RECORDS BOOK WAS SET UP BY THE NAIA

AND THE BOOK WAS PRINTED

AS A SERVICE TO MEMBERS OF THE

**NATIONAL ASSOCIATION OF
INTERCOLLEGIATE ATHLETICS**

BY



People you can count on...

Mutual of Omaha Insurance Company
Home Office: Omaha, Nebraska

FORWARD

This publication includes only pertinent information relative to the 23 national championship events conducted for men and women by the National Association of Intercollegiate Athletics (NAIA). It serves as a comprehensive guide to the history, records and specific data of each sports championship as well as a thorough review of the 1981-82 event.

Regular-season statistical and background data in the sports of football and basketball appear in the annual NAIA Football and Basketball Media Guides, published in July and November, respectively.

Any reprinting, publication or other use of the editorial matter in this book is hereby granted. Use of the NAIA name or official logo is not permissible without advance written approval of the NAIA Executive Director. Suggestions concerning additions, deletions or changes in this publication are welcome. Submit your written comments to the Director of Communications, NAIA, 1221 Baltimore Avenue, Kansas City, Missouri 64105 or telephone 816/842-5050.

TABLE OF CONTENTS

NAIA IN PERSPECTIVE.....	2
NAIA EXECUTIVE COMMITTEE, ORGANIZATIONAL MEMBERSHIP.....	3
NAIA EXECUTIVE DIRECTOR HARRY FRITZ.....	4
NAIA COACHES ASSOCIATION.....	5
NAIA ALL-SPORTS CHAMPIONSHIPS.....	6
NAIA CHAMPIONSHIP SUMMARY.....	7-12
BASEBALL.....	15-28
MEN'S BASKETBALL.....	30-56
WOMEN'S BASKETBALL.....	58-60
MEN'S CROSS COUNTRY.....	63-64
WOMEN'S CROSS COUNTRY.....	66
FOOTBALL, DIVISION I.....	68-74
FOOTBALL, DIVISION II.....	77-82
GOLF.....	85-86
MEN'S GYMNASTICS.....	88-90
WOMEN'S GYMNASTICS.....	92
ICE HOCKEY.....	95-98
MEN'S INDOOR TRACK & FIELD.....	101-106
WOMEN'S INDOOR TRACK & FIELD.....	109-110
MEN'S OUTDOOR TRACK & FIELD.....	112-122
WOMEN'S OUTDOOR TRACK & FIELD.....	124-126
SOCCER.....	128-134
SOFTBALL.....	136-138
MEN'S SWIMMING & DIVING.....	140-148
WOMEN'S SWIMMING & DIVING.....	151-154
MEN'S TENNIS.....	157-160
WOMEN'S TENNIS.....	163-164
VOLLEYBALL.....	167-168
WRESTLING.....	170-176
HALL OF FAME.....	177-181
SPECIAL AWARDS AND PAST PRESIDENTS.....	182-183
DISTRICT MAP.....	184
1982-83 NAIA CHAMPIONSHIP SCHEDULE.....	Inside Back

The Official Championship History and Record Book is published annually by the Communications Department of the National Association of Intercollegiate Athletics. The 1982 edition was compiled and edited by Charlie Eppler, Director of Communications, with assistance by Karlan Curtis, Carla Best, Dean Van Order and Steve Veal. Price: \$8.50.

NATIONAL OFFICE STAFF: Harry Fritz, Executive Director; Charles Morris, Associate Executive Director; Wally Schwartz, Associate Executive Director; Mary Ann Wiedenmann, Assistant Executive Director; Charlie Eppler, Director of Communications; Steve Veal, Assistant Director of Communications; Joni Bold, Administrative Assistant.

THE NAIA IN PERSPECTIVE

The National Association of Intercollegiate Athletics (NAIA) is a completely autonomous association, currently administering programs of intercollegiate athletics in 515 fully-accredited four-year colleges and universities across United States and Canada. The fundamental tenet of the NAIA is that intercollegiate athletics is an integral part of the total educational program of the institution. This belief is strongly reflected in the governance documents, activities and organizational structure of the Association.

HISTORY AND PURPOSE

Established in 1940 as the National Association of Intercollegiate Basketball, the NAIA (name change occurring in 1952) emanated from a national small college basketball tournament inaugurated in Kansas City, Missouri, in 1937. The conversion of the NAIB to the NAIA in 1952 included the expansion of the organization to include national championships in golf, tennis and outdoor track and field. Football, cross country, baseball and swimming were added in 1956 and wrestling (1958), soccer (1959), bowling (1962-78), gymnastics (1964), indoor track and field (1966), ice hockey (1978), volleyball (1969-79) and Division II football (1970) are most recent additions. The initial purpose of the NAIA-- to provide national championship opportunities to colleges and universities of moderate enrollments-- has indeed been well served.

The NAIA organizes and administers all areas of intercollegiate athletics at the national level, including rules and standards, as well as district and area championship competition. The responsibility of member institutions to maintain a sound athletic program, administered and controlled by those responsible for the administration of the college or university, is a fundamental obligation. This means direct supervision in the matter of caliber of competition, financing of the athletic program and ensuring that financial assistance to athletes is made available only through the institution and under the same guidelines and policies as aid to all other students. In short, intercollegiate athletics must be a basic component of the overall general educational process within the institution, and not an entity apart.

Eligibility rules within the NAIA govern all play in all sports recognized by the Association, not just post-season tournaments, and must be adhered to by all members, including members holding dual affiliation with other associations. The NAIA's rules reflect a conscious effort to assist rather than impede competitive opportunities both in the United States and internationally.

ADMINISTRATION

The principal governing body of the NAIA is the Executive Committee, composed of 11 persons from member institutions elected by the membership, and the Executive Director (ex-officio). The committee is responsible for establishing policies and determining the overall direction of the Association.

The District is the basic unit of the NAIA. The Association is organized into 32 geographic districts spread over the 50 states and including two Canadian members. Each District is governed by a District Executive Committee, the chief officer of which is the District Chair. Representation on the District Executive Committee includes one committee person for each three active member schools, or major fraction thereof, in the District. The District Chair is elected for a three-year term by a vote of the active membership within the District. The District Executive Committee establishes a program of District championship events in the various sports. Individual and team district champions are certified to compete in Bi-District Area and/or National championships by virtue of winning the District event or by meeting the qualifying standards established within the particular sport.

Women's Division--Effective August, 1980, the NAIA instituted a championship event program for women through its newly-established Women's Division. Nine championships for women were offered during 1980-81 and 1981-82. The NAIA decision to offer competitive opportunities and championship events for women followed two years of consideration by the membership and proposals developed by a committee on women's athletics. The general membership passed the proposal by mail vote in May, 1980.

MEMBERSHIP ELIGIBILITY AND OBLIGATION OF MEMBERSHIP

Any four-year, degree-granting college or university in the United States and Canada, fully-accredited by the member accrediting agencies or commissions of the Council on Postsecondary Accreditation, may become an active member. Institutions may become a member at any time, but schools submitting their membership dues after the deadline of October 15 will not be eligible to participate in the District, Bi-District, Area or National events until the next eligibility reporting deadline following payment of dues. Those reporting deadlines are October 15, February 1 and April 15. It is the obligation of member institutions to conduct their intercollegiate athletic programs according to the standards of the regulatory Association in which they hold memberships, and the NAIA. Institutions must pay annual membership dues and be in support of the policies of the Association. Where institutional rules and standards are stricter than those of the regulatory group or the NAIA, the rules and standards of the institution are recognized and supported by the NAIA.

1982-83 NAIA EXECUTIVE COMMITTEE

PRESIDENT

Leon G. Davis
Director of Athletics
University of Montevallo
Montevallo, Alabama 35115

FIRST VICE-PRESIDENT

Robert Mason
Chair, Physical Education & Athletics
Austin College
Sherman, Texas 75090

THIRD VICE-PRESIDENT

David Olson
Dean, School for Physical Education
Pacific Lutheran University
Tacoma, Washington 98447

SECOND VICE-PRESIDENT

John Visser
President
Emporia State University
Emporia, Kansas 66801

FOURTH VICE-PRESIDENT

Joan Warrington
Coordinator of Women's Athletics
Pittsburg State University
Pittsburg, Kansas 66762

EXECUTIVE COMMITTEE MEMBERS

Roger Jenkinson
Chair, Department of Geography
Taylor University
Upland, Indiana 46989

Phyllis Holmes
Director of Women's Athletics
Greenville College
Greenville, Illinois 62246

Margaret Waters Harbison
Coordinator, Physical Education & Athletics for Women
East Texas State University
Commerce, Texas 75428

Carroll B. Land
Director of Athletics
Point Loma College
San Diego, California 92106

William L. Jordan
Chair, Physical Education & Director of Athletics
Black Hills State College
Spearfish, South Dakota 57783

Leroy T. Walker
Professor of Physical Education
North Carolina Central University
Durham, North Carolina 27787

NAIA MEMBERSHIP IN OTHER ORGANIZATIONS

The NAIA holds an active membership on the United States Olympic Committee as a Group B member and is entitled to one member on the USOC Executive Board. The NAIA is represented on important standing committees of the USOC, such as the Education Council, and Athletes' Advisory, Transportation and Development Committees.

The NAIA is a member of the United States Collegiate Sports Council (USCSC) which is the United States representative in FISU, the international governing body for the World Student Games, and other programs involving college and university athletes throughout the world. For the 1981-85 Quadrennial, the participation of USA teams in the World University Games is being funded by the USOC and administered by a USCSC/USOC World University Games Committee. The NAIA Executive Director is a member of this committee. Twelve NAIA athletes, six NAIA Coaches and three administrators participated in the 1981 World University Games in Bucharest, Romania.

The NAIA holds active membership in all sport National Governing Bodies (NGB) recognized by the USOC and the international sports federations, in which the NAIA conducts championship events in. These include: Amateur Basketball Association of the USA; The Athletics Congress (track & field); United States Gymnastics Federation; Wrestling Division of the AAU; United States Volleyball Association; United States Swimming, Inc.; United States Diving Inc.; United States Baseball Federation; United States Soccer Federation; Amateur Hockey Association of the USA. Additionally, the NAIA is a member of the United States Wrestling Federation and the Amateur Softball Association.

The NAIA is actively affiliated with the Joint Commission on Competitive Safeguards and Medical Aspects of Sports and the National Operating Committee on Standards for Athletic Equipment (NOCSAE), as well as the Council for National Cooperation in Aquatics.

In addition, NAIA National Office administrative personnel, as well as a number of officers, hold membership in many sports organizations such as the American Alliance of Health, Physical Education, Recreation and Dance (AAHPERD); College Sports Information Directors' Association (CoSIDA); Football Writers' Association of America (FWAA); Greater Kansas City Sports Commission; Naismith Memorial Basketball Hall of Fame; National Association of Collegiate Directors of Athletics (NACDA); National Athletic Trainers' Association (NATA); National Track and Field Hall of Fame and the United States Basketball Writers' Association (USBWA).

NAIA EXECUTIVE DIRECTOR HARRY FRITZ

On April 12, 1976 Harry G. Fritz, a native of Wheelersburg, Ohio, became the third NAIA Executive Director since the organization's founding. Emil S. Liston was the founder of the NAIA and served as Executive Secretary until 1949 when A. O. Duer took over the post for a period of 26 years.

The current NAIA Executive Director received his B.A. degree from Transylvania College KY in 1946 and was Dean of Men and instructor in Physical Education along with being head baseball coach at his alma mater from 1946-48.

He was at Central Missouri State from 1948-53 where he served as a professor of Physical Education and was an assistant football coach for four years and head coach one season.

Fritz earned his Master's degree from the University of Kentucky in 1947 and served as a graduate assistant at Indiana University from 1953-54 where he obtained his Doctorate in 1954.


Moving to Bemidji State University MN in 1954 for a 10-year stint, Fritz was Chairman of the Division of Health, Physical Education and Recreation while serving as Bemidji's Director of Athletics. He also served as the head basketball coach for four years and spent nine seasons as the Beavers' assistant football coach.

At Western Illinois University from 1964-70, Fritz was Director of Physical Education and Athletics for three years, becoming Dean of the newly established College of Health, Physical Education and Recreation in 1967. In 1970 he was named Dean of the School of Health Education and Director of Athletics at the State University of New York at Buffalo, a post he held until joining the NAIA in April, 1976.

In the academic field Fritz's background includes wide experiences both as a consultant and an author. He was a contributing editor for "Administration of Athletics in Colleges and Universities", published in 1971 by the AAHPER in cooperation with the National Association of Collegiate Directors of Athletics.

Since 1978 he has served as a sports consultant to the Republic of China Olympic Committee and the ROC Ministry of Education.

He was also a contributing author and editorial committee advisor for the publication of "Drugs and the Coach" and in 1974 he served in the same capacity for the manual "The Winning Edge", an account of the proceedings of the National Conference on Sports Psychology. He has written numerous articles for athletic, educational and administrative journals and is listed in "Who's Who in Education", "Who's Who in Educational Administration", "Community Leaders and Noteworthy Americans", "Who's Who in Colleges and Universities", and "Who's Who in America".



Fritz has a long list of professional activities that includes being Chairman of the Joint Committee on Physical Education and Athletics (of AAHPER-NCAA-NCPEAM), 1968-72; Chairman of the Research Committee of the NAIA, 1964-70; member of NACDA since 1965 and a member of the NACDA Executive Committee, 1968-72; member of the Board of Governors in 1970-71 and again in 1975-76 for the American Alliance for Health, Physical Education and Recreation; and serving as the first President of the National Association for Sport and Physical Education in 1975-76. In 1982 he received this organization's Hall of Fame Award. He is currently a member of the Education Council and the House of Delegates of the U.S. Olympic Committee. He is on the Executive Committee of the United States Collegiate Sports Council.

In 1979 he received the W.W. Patty Alumni Achievement Award from Indiana University and was elected to the Hall of Fame of the National Association of Collegiate Directors of Athletics. In May, 1980 he received the Alumni Achievement Award from Transylvania College. He is a member of the Greater Kansas City Chamber of Commerce and the Kansas City Sports Commission.

He and his wife Marie are the parents of seven children, four of whom have competed in athletics at NAIA institutions. The family resides in Shawnee, Kansas.

NAIA COACHES ASSOCIATION

The NAIA Coaches Association (NAIAC) is the largest organization of collegiate coaches in the world. This organization makes it possible for coaches to conduct their business in a professional manner by providing a strong voice in establishing the rules and standards which govern each individual sport.

The NAIAC is made up of 17 different sport associations or sports sections, each with its own elected officers and governing bodies. The NAIAC Executive Board is made up of a President, First Vice-President, Second Vice-President, Secretary and Past-President, each of whom has served as a President of an individual sport association or sport section. The current President of each sport association or sport section is a member of the NAIAC Board of Directors.

Official Business of each sport association or sport section is reviewed by the NAIAC Board of Directors each March and action is taken by the NAIAC Executive Board each July. These recommendations are then presented to the NAIA National Executive Committee for review and final approval.

In addition to providing a direct voice in the establishment of rules and standards for each sport, benefits of membership in the NAIAC includes various clinics held in conjunction with championship events throughout the country and periodical newsletters sent to each member, bringing out the latest information relative to the administration and conduct of each individual sport.

1982-83 NAIAC EXECUTIVE BOARD

PRESIDENT
George Glass
Taylor University
Upland, Indiana 46989

FIRST VICE-PRESIDENT
Russ Garr
Westmont College
Santa Barbara, California 93108

SECRETARY
Tom Parry
Central Washington University
Ellensburg, Washington 98926

SECOND VICE-PRESIDENT
Bob Starcher
Malone College
Canton, Ohio 44709

PAST-PRESIDENT
Lynn Blair
University of Wisconsin-Stevens Point
Stevens Point, Wisconsin 54481

NAIAC PAST PRESIDENTS

1953-54 William A. Herington, Culver-Stockton College, Canton, Missouri
1954-55 Volney Ashford, Missouri Valley College, Marshall, Missouri
1955-56 Richard Godlove, Washburn University, Topeka, Kansas
1956-57 Ralph Allen, Millikin University, Decatur, Illinois
1957-58 Ralph Allen, Millikin University, Decatur, Illinois
1958-59 Earl Craven, William Penn College, Oskaloosa, Iowa
1959-60 Earl Craven, William Penn College, Oskaloosa, Iowa
1960-61 Jack McIntire, Peru State College, Peru, Nebraska
1961-62 Carnie Smith, Pittsburg State University, Pittsburg, Kansas
1962-63 Carnie Smith, Pittsburg State University, Pittsburg, Kansas
1963-64 John Strahl, Greenville College, Greenville, Illinois
1964-65 John Strahl, Greenville College, Greenville, Illinois
1965-66 Al Lewis, California Western College, San Diego, California
1966-67 John Kasper, St. Cloud State College, St. Cloud, Minnesota
1967-68 John Kasper, St. Cloud State College, St. Cloud, Minnesota
1968-69 Charles Gray, Alma College, Alma, Michigan
1969-70 Charles Gray, Alma College, Alma, Michigan
1970-71 Eldon Fix, Lewis and Clark College, Portland, Oregon
1971-72 Charles Matlack, Earlham College, Richmond, Indiana
1972-73 Frank Waters, Saginaw Valley State College, University Center, Michigan
1973-74 Paul Merkel, Whitworth College, Spokane, Washington
1974-75 Vic Weber, Bemidji State College, Bemidji, Minnesota
1975-76 Jim Gudger, East Texas State University, Commerce, Texas
1976-77 E. William Vickroy, University of Wisconsin-LaCrosse, LaCrosse, Wisconsin
1977-78 Phil Delavan, Emporia State University, Emporia, Kansas
1978-79 Americo Mortorelli, University of Wisconsin-Superior, Superior, Wisconsin
1979-80 Al Meyer, Mayville State College, Mayville, North Dakota
1980-81 Bill Vining, Ouachita Baptist University, Arkadelphia, Arkansas
1981-82 Lynn Blair, University of Wisconsin-Stevens Point, Stevens Point, Wisconsin
1982-83 George Glass, Taylor University, Upland, Indiana

1981-82 NAIA ALL-SPORTS CHAMPIONSHIPS

Saginaw Valley State University of University Center, Michigan and Adams State College of Alamosa, Colorado were the winners of the men's and women's divisions respectively, in capturing the 1981-82 NAIA All-Sports Championships.

Saginaw Valley accumulated points in five different events, earning a winning point total of 134. In addition to a national championship in indoor track & field, Cardinal athletic teams garnered points in cross country, basketball, outdoor track & field and golf.

Adams State ran away with the women's division title, earning 145 points in five-of-nine events. The Indians won a national championship in cross country and also accumulated points in indoor track & field, gymnastics, basketball, and outdoor track & field.

The NAIA All-Sports program was initiated for the 1969-70 men's sports season and measures the success of an institution's total athletic program by the accumulation of points on the district, area and national level. Competition in the women's division was instituted in 1980-81. A total of 189 institutions earned points in the men's division and 115 in the women's division during the 1981-82 sports season.

MEN'S DIVISION

<u>1981-82</u>		<u>1976-77</u>		<u>1972-73</u>	
1. Saginaw Valley State MI	134	1. Wisconsin-LaCrosse	171	1. U.S. International CA	157½
2. Wisconsin-LaCrosse	124	2. Adams State CO	136	2. Eastern New Mexico	157
3. Adams State CO	101	3. Simon Fraser CAN	124	3. Wisconsin-Oshkosh	128
4. Elon NC	100	4. David Lipscomb TN	113	4. Nebraska-Omaha	123
<u>1980-81</u>		<u>1975-76</u>		<u>1971-72</u>	
1. Adams State CO	135	1. Eastern New Mexico	159	1. Eastern Illinois	199
2. Simon Fraser CAN	100	2. Wisconsin-LaCrosse	125	2. Adams State CO	156½
3. Fort Hays State KS	99	3. Texas Southern	123½	3. U.S. International CA	118
4. Central State OK	90*	4. Edinboro State PA	113½	4. Eastern New Mexico	113½
Texas Southern	90				
<u>1979-80</u>		<u>1974-75</u>		<u>1970-71</u>	
1. Adams State CO	141	1. Eastern New Mexico	198½	1. Eastern Michigan	310½
2. Simon Fraser CAN	113	2. Wisconsin-LaCrosse	181½	2. Central Washington	125
3. Saginaw Valley State	103	3. Wisconsin-Parkside	160½	3. Eastern New Mexico	106½
4. Wisconsin-LaCrosse	101	4. Wisconsin-Oshkosh	108½	4. Bemidji State MN	105
				Eastern Illinois	105
<u>1978-79</u>		<u>1973-74</u>		<u>1969-70</u>	
1. Wisconsin-LaCrosse	111	1. Eastern New Mexico	210	1. Eastern Michigan	222
2. Adams State CO	101	2. Fort Hays State KS	147	2. Eastern New Mexico	93
3. Abilene Christian TX	98	3. Wisconsin-Parkside	123½	3. Eastern Illinois	85
4. Simon Fraser CAN	91	Bemidji State MN	123½	4. Fort Hays State KS	82
<u>1977-78</u>					
1. Adams State CO	147				
2. Eastern Washington	138				
3. Wisconsin-LaCrosse	135½				
4. Abilene Christian TX	131				

*Won tie-breaker for 4th place award

WOMEN'S DIVISION

<u>1981-82</u>		<u>1980-81</u>	
1. Adams State CO	145	1. Kearney State NE	137
2. Saginaw Valley State MI	97	2. Wisconsin-Parkside	125
3. Prairie View TX	90	3. Emporia State KS	118
4. Kearney State NE	88	4. Texas Southern	106

NAIA MEN'S
TEAM CHAMPIONSHIPS

School	Baseball	Basketball	Bowling	Cross Country	Football	Golf	Gymnastics	Ice Hockey	Soccer	Swimming & Diving	Tennis	Indoor Track	Outdoor Track	Volleyball	Wrestling	Water Polo	Total
Abilene Christian TX	-	-	-	-	2	-	-	-	-	-	-	1	4	-	-	-	7
Adams State CO	-	-	-	5	-	-	-	-	-	-	-	-	-	-	7	-	12
Angelo State TX	-	-	-	-	1	-	-	-	-	-	-	-	-	-	-	-	1
Atlantic Christian NC	-	-	-	-	-	-	-	-	-	-	1	-	-	-	-	-	1
Augsburg MN	-	-	-	-	-	-	-	3	-	-	-	-	-	-	-	-	3
Austin TX	-	-	-	-	1	-	-	-	-	-	-	-	-	-	-	-	1
Bemidji State MN	-	-	-	-	-	-	-	7	-	-	-	-	-	-	-	-	7
Bethany Nazarene OK	-	1	-	-	-	-	-	-	-	-	-	-	-	-	-	-	1
Bloomsburg PA	-	-	-	-	-	-	-	-	-	-	-	-	-	-	3	-	3
California-Dominguez Hills	-	-	-	-	-	-	-	-	-	-	-	-	-	1	-	-	1
California Lutheran	-	-	-	-	1	-	-	-	-	-	-	-	-	-	-	-	1
California-San Diego	-	-	-	-	-	-	-	-	-	-	-	-	1	-	-	-	1
Cameron OK	-	1	-	-	-	-	-	-	-	-	-	-	-	-	-	-	1
Campbell NC	-	-	-	-	-	1	-	-	-	-	-	-	-	-	-	-	1
Carson-Newman TN	1	-	-	-	-	-	-	-	-	-	-	-	-	-	-	-	1
Castleton State VT	-	-	-	-	-	-	-	-	1	-	-	-	-	-	-	-	1
Central Missouri State	-	2	-	-	-	-	-	-	-	-	-	-	-	-	-	-	2
Central State OH	-	2	-	-	-	-	-	-	-	-	-	-	-	-	-	-	2
Central State OK	-	-	-	-	1	-	-	-	-	-	-	-	-	-	3	-	4
Central Washington	-	-	-	-	-	-	-	-	-	-	-	-	-	-	2	-	2
Church HI	-	-	-	-	-	-	-	-	-	-	-	-	2	-	-	-	2
Claremont-Mudd CA	-	-	-	-	-	-	-	-	-	1	-	-	-	-	-	-	1
Clarion State PA	-	-	1	-	-	-	-	-	-	-	-	-	-	-	-	-	1
Concordia MN	-	-	-	-	3	-	-	-	-	-	-	-	-	-	-	-	3
Coppin State MD	-	1	-	-	-	-	-	-	-	-	-	-	-	-	-	-	1
Dallas Baptist TX	-	-	-	-	-	-	-	-	-	-	-	1	-	-	-	-	1
David Lipscomb TN	2	-	-	-	-	-	-	-	-	-	-	-	-	-	-	-	2
Davis & Elkins WV	-	-	-	-	-	-	-	-	2	-	-	-	-	-	-	-	2
Drury MO	-	1	-	-	-	-	-	-	-	2	-	-	-	-	-	-	3
Earlham IN	-	-	-	-	-	-	-	-	1	-	-	-	-	1	-	-	2
East Carolina NC	1	-	-	-	-	-	-	-	-	2	-	-	-	-	-	-	3
East Stroudsburg PA	-	-	-	-	-	-	-	-	1	-	-	-	-	-	-	-	1
East Texas State	-	1	-	-	1	1	-	-	-	-	2	-	-	-	-	-	5
Eastern Illinois	-	-	-	-	-	-	1	-	1	-	-	-	-	-	-	-	2
Eastern Michigan	1	-	-	3	-	-	-	-	-	4	-	3	2	-	-	-	13
Eastern New Mexico	-	1	-	2	-	1	-	-	-	-	-	2	-	-	-	-	6
Eastern Washington	-	-	-	-	-	-	-	-	-	-	-	-	-	-	1	-	1
Edinboro State PA	-	-	-	2	-	-	-	-	-	-	-	-	-	-	-	-	2
Elizabethtown PA	-	-	-	-	-	-	-	-	1	-	-	-	-	-	-	-	1
Elon NC	-	-	-	-	2	1	-	-	-	-	-	-	-	-	-	-	3
Emporia State KS	1	-	-	4	-	-	-	-	-	-	-	-	1	-	-	-	6
Fairmont State WV	-	-	-	-	1	-	-	-	-	-	-	-	-	-	-	-	1
Findlay OH	-	-	-	-	1	-	-	-	-	-	-	-	-	-	-	-	1
Flagler FL	-	-	-	-	-	-	-	-	-	-	1	-	-	-	-	-	1
Fort Hays State KS	-	-	-	4	-	-	-	-	-	-	-	-	-	-	-	-	4
Gannon PA	-	-	1	-	-	-	-	-	-	-	-	-	-	-	-	-	1
Gardner-Webb NC	-	-	-	-	-	2	-	-	-	-	-	-	-	-	-	-	2
George Williams IL	-	-	-	-	-	-	-	-	-	-	-	-	3	-	-	-	3
Georgia Southern	1	-	-	-	-	-	-	-	-	-	-	-	-	-	-	-	1
Glenville State WV	-	-	1	-	-	-	-	-	-	-	-	-	-	-	-	-	1
Graceland IA	-	-	-	-	-	-	-	-	-	-	-	-	3	-	-	-	3
Grambling LA	-	1	-	-	-	-	-	-	-	-	-	-	-	-	-	-	1
Grand Canyon AZ	3	2	-	-	-	-	-	-	-	-	-	-	-	-	-	-	5
Great Falls, College of MT	-	-	1	-	-	-	-	-	-	-	-	-	1	-	-	-	1
Guilford NC	-	1	-	-	-	-	-	-	-	-	-	-	-	-	-	-	1
Hamline MN	-	3	-	-	-	-	-	-	-	-	-	-	-	-	-	-	3
Harding AR	-	-	4	-	-	-	-	-	-	-	-	-	-	-	-	-	4
Hardin-Simmons TX	-	-	-	-	-	1	-	-	-	-	1	-	-	-	-	-	2
Howard DC	-	-	-	-	-	-	-	-	1	-	-	-	-	-	-	-	1
Howard Payne TX	-	-	-	2	-	-	-	-	-	-	-	-	-	-	-	-	2
Indiana PA	-	-	-	-	-	1	-	-	-	-	-	-	-	-	-	-	1
Indiana State	-	1	-	-	-	-	-	-	-	-	-	-	-	-	-	-	1
Jackson State MS	-	-	-	-	-	-	-	-	-	-	6	1	-	-	-	-	7

NAIA MEN'S
TEAM CHAMPIONSHIPS

	Baseball	Basketball	Bowling	Cross Country	Football	Golf	Gymnastics	Ice Hockey	Soccer	Swimming & Diving	Tennis	Indoor Track	Outdoor Track	Volleyball	Wrestling	Water Polo	Total
Kearney State NE	-	-	1	-	-	-	-	-	-	-	-	-	-	-	-	-	1
Kentucky State	-	3	-	-	-	-	-	-	-	-	-	-	-	-	-	-	3
Lake Superior State MI	-	-	-	-	-	-	-	2	-	-	-	-	-	-	-	-	2
Lamar Tech TX	-	-	-	-	-	5	-	-	-	-	6	-	-	-	-	-	11
LaVerne CA	1	-	-	-	-	-	-	-	-	-	-	-	-	-	-	-	1
Lenoir-Rhyne NC	-	-	-	-	1	-	-	-	-	-	-	-	-	-	-	-	1
Lewis IL	3	-	-	-	-	-	-	-	-	-	-	-	-	-	-	-	3
Linfield OR	2	-	-	-	-	-	-	-	-	-	-	-	-	-	-	-	2
Livingston AL	-	-	-	-	1	-	-	-	-	-	-	-	-	-	-	-	1
Lock Haven PA	-	-	-	-	-	-	-	-	-	-	-	-	-	-	4	-	4
Louisville KY	-	1	-	-	-	-	-	-	-	-	-	-	-	-	-	-	1
Loyola LA	-	1	-	-	-	-	-	-	-	-	-	-	-	-	-	-	1
Macalester MN	-	-	-	-	-	-	-	-	-	3	-	-	-	-	-	-	3
Malone OH	-	-	-	1	-	-	-	-	-	-	-	-	-	-	-	-	1
Mankato State MN	-	-	-	-	-	-	-	-	-	-	-	-	-	-	2	-	2
Marshall WV	-	1	-	-	-	-	-	-	-	-	-	-	-	-	-	-	1
Maryland State	-	-	-	-	-	-	-	-	-	-	-	1	-	-	-	-	1
McNeese State LA	-	1	-	-	-	-	-	-	-	-	-	-	-	-	-	-	1
Mercyhurst PA	-	-	-	-	-	-	-	-	-	-	1	-	-	-	-	-	1
Mississippi Valley	-	-	-	-	-	-	-	-	-	-	-	2	-	-	-	-	2
Missouri Southern	-	-	-	-	1	-	-	-	-	-	-	-	-	-	-	-	1
Montana State	-	-	-	-	1	-	-	-	-	-	-	-	-	-	-	-	1
Moorhead State MN	-	-	-	-	-	-	-	-	-	-	-	-	-	-	1	-	1
Nebraska-Omaha	-	-	2	-	-	-	-	-	-	-	-	-	-	-	1	-	3
Newark Engineering NJ	-	-	-	-	-	-	-	-	1	-	-	-	-	-	-	-	1
New Mexico Highlands	1	-	-	-	-	-	-	-	-	-	-	-	-	-	-	-	1
North Carolina Central	-	-	-	-	-	-	-	-	-	-	-	1	-	-	-	-	1
North Central IL	-	-	-	-	-	-	-	-	-	4	-	-	-	-	-	-	4
North Texas State	-	-	-	-	-	3	-	-	-	-	-	-	-	-	-	-	3
Northeastern Oklahoma	-	-	-	-	1	-	-	-	-	-	-	-	-	-	-	-	1
Northwest Louisiana	-	-	-	-	-	-	6	-	-	-	-	-	-	-	-	-	6
Northwestern IA	-	-	-	-	1	-	-	-	-	-	-	-	-	-	-	-	1
Occidental CA	-	-	-	-	-	-	-	-	-	-	-	-	3	-	-	-	3
Oklahoma Baptist	-	1	-	-	-	-	-	-	-	-	-	-	-	-	-	-	1
Pacific Lutheran WA	-	-	-	-	1	-	-	-	-	-	-	-	-	-	-	-	1
Pan American TX	-	1	-	-	-	-	-	-	-	-	5	-	-	-	-	-	6
Pembroke State NC	-	-	-	1	-	-	-	-	-	-	-	-	-	-	-	-	1
Pepperdine CA	-	-	-	-	-	-	-	-	-	-	1	-	-	-	-	-	1
Pittsburg State KS	-	-	-	-	2	-	-	-	-	-	-	-	-	-	-	-	2
Prairie View TX	-	1	-	-	-	-	-	-	-	-	-	1	2	-	-	-	4
Pratt Institute NY	-	-	-	-	-	-	-	-	1	-	-	-	-	-	-	-	1
Quincy IL	-	-	-	-	-	-	-	-	11	-	-	-	-	-	-	-	11
Redlands CA	-	-	-	-	-	-	-	-	-	-	11	-	-	-	-	-	11
Rockhurst MO	-	1	-	-	-	-	-	-	-	-	-	-	-	-	-	-	1
Saginaw Valley MI	-	-	-	-	-	-	-	-	-	-	-	1	-	-	-	-	1
St. Benedict's KS	-	2	-	-	-	-	-	-	-	-	-	2	-	-	-	-	2
St. Bernard AL	-	-	-	-	-	1	-	-	-	-	-	-	-	-	-	-	1
St. John's MN	-	-	-	-	2	-	-	-	-	-	-	-	-	-	-	-	2
St. Joseph's IN	-	-	-	-	1	-	-	-	-	-	-	-	-	-	-	-	1
St. Scholastica MN	-	-	-	-	-	-	-	2	-	-	-	-	-	-	-	-	2
St. Vincent PA	-	-	1	-	-	-	-	-	-	-	-	-	-	-	-	-	1
Sam Houston State TX	1	-	-	-	1	4	-	-	-	-	-	-	-	-	-	-	6
San Diego State CA	1	1	-	-	-	-	-	-	-	-	-	-	-	-	-	-	2
Simon Fraser CAN	-	-	-	-	-	-	-	-	1	9	-	-	-	-	-	-	10
South Carolina-Spartanburg	-	1	-	-	-	-	-	-	-	-	-	-	-	-	-	-	1
South Dakota State	-	-	-	1	-	-	-	-	-	-	-	-	1	-	-	-	2
Southeastern Louisiana	-	-	-	-	-	-	-	-	-	-	-	-	1	-	-	-	1
Southeast Missouri State	-	1	-	-	-	-	-	-	-	-	-	-	-	-	-	-	1
Southern-Baton Rouge LA	1	-	-	-	-	-	-	-	-	-	-	2	3	-	-	-	6
Southern Illinois-Carbondale	-	1	-	1	-	-	-	-	-	1	-	-	-	-	-	-	3
Southern Oregon	-	-	-	-	-	-	-	-	-	-	-	-	-	-	1	-	1
Southwestern Louisiana	-	-	1	-	-	2	-	-	-	-	-	-	-	-	-	-	3
Southwest Missouri State	-	2	-	-	-	-	-	-	-	-	-	-	-	-	-	-	2

NAIA MEN'S
TEAM CHAMPIONSHIPS

	Baseball	Basketball	Bowling	Cross Country	Football	Golf	Gymnastics	Ice Hockey	Soccer	Swimming & Diving	Tennis	Indoor Track	Outdoor Track	Volleyball	Wrestling	Water Polo	Total
Southwest Texas State	-	1	-	-	-	-	-	-	-	-	2	-	-	-	-	-	3
Southwestern KS	-	1	-	-	-	-	-	-	-	-	-	-	-	-	-	-	1
Sul Ross State TX	1	-	-	-	-	-	-	-	-	-	-	-	-	-	-	-	1
Tarkio MO	-	1	-	-	-	-	-	-	-	-	-	-	-	-	-	-	1
Tennessee A&I	-	3	-	-	-	-	-	-	-	-	-	-	-	-	-	-	3
Texas A&I	-	-	-	-	7	-	-	-	-	-	-	-	-	-	-	-	7
Texas Lutheran	-	-	-	-	2	-	-	-	-	-	-	-	-	-	-	-	2
Texas Southern	-	1	-	-	-	-	-	-	-	-	2	5	-	-	-	-	8
Texas Wesleyan	-	-	-	-	-	3	-	-	-	-	-	-	-	-	-	-	3
Trenton State NJ	-	-	-	-	-	-	-	-	2	-	-	-	-	-	-	-	2
Troy State AL	-	-	-	-	1	-	-	-	-	-	-	-	-	-	-	-	1
U.S. International CA	1	-	-	-	-	2	-	-	-	-	-	-	-	-	-	-	3
Waynesburg PA	-	-	-	-	1	-	-	-	-	-	-	-	-	-	-	-	1
West Georgia	-	1	-	-	-	-	-	-	-	-	-	-	-	-	-	-	1
West Liberty WV	1	-	1	-	-	-	-	-	-	-	-	-	-	-	-	-	2
Western Illinois	-	-	-	-	-	2	2	-	-	-	-	-	-	-	-	1	5
Westminster PA	-	-	-	-	3	-	-	-	-	-	-	-	-	-	-	-	3
Westmont CA	-	-	-	-	-	-	-	-	1	-	-	-	-	-	-	-	1
Whitworth WA	1	-	-	-	-	-	-	-	-	-	-	-	-	-	-	-	1
William Carey MS	1	-	-	-	-	-	-	-	-	-	-	-	-	-	-	-	1
William Jewell MO	1	-	-	-	-	-	-	-	-	-	-	-	-	-	-	-	1
Winston-Salem NC	-	-	-	-	-	-	-	-	-	-	-	-	2	-	-	-	2
Wisconsin-LaCrosse	-	-	3	-	-	-	3	-	-	-	-	-	-	-	-	-	6
Wisconsin-Oshkosh	-	-	-	-	-	-	7	-	-	-	-	-	-	-	-	-	7
Wisconsin-Superior	-	-	-	-	-	-	-	1	-	-	-	-	-	-	-	-	1
Wofford SC	-	-	-	-	-	1	-	-	-	-	-	-	-	-	-	-	1

SUMMARY OF NAIA MEN'S TEAM CHAMPIONSHIPS

1. Eastern Michigan	13	Bemidji State MN	7	Sam Houston State TX	6
2. Adams State CO	12	Jackson State MS	7	Southern-Baton Rouge LA	6
3. Lamar Tech TX	11	Texas A&I	7	Wisconsin-LaCrosse	6
Quincy IL	11	Wisconsin-Oshkosh	7	20. East Texas State	5
Redlands CA	11	13. Eastern New Mexico	6	Grand Canyon AZ	5
6. Simon Fraser CAN	10	Emporia State KS	6	Western Illinois	5
7. Texas Southern	8	Northwest Louisiana	6		
8. Abilene Christian TX	7	Pan American TX	6		

NAIA WOMEN'S
TEAM CHAMPIONSHIPS

	Basketball	Cross Country	Gymnastics	Indoor Track	Outdoor Track	Softball	Swimming & Diving	Tennis	Volleyball	Totals
Adams State CO	-	-	-	-	-	-	-	-	1	1
Azusa Pacific CA	-	-	-	-	-	-	-	-	1	1
Georgia College	-	-	2	-	-	-	-	-	-	2
Grand Canyon AZ	-	-	-	-	-	-	-	-	1	1
Guilford NC	-	-	-	-	-	-	-	1	-	1
Hawaii-Hilo	-	-	-	-	-	-	-	-	1	1
Jackson State MS	-	-	-	1	-	-	-	-	-	1
Kentucky State	1	-	-	-	-	-	-	-	-	1
Missouri Western	-	-	-	-	1	-	-	-	-	1
Prairie View TX	-	-	-	-	1	-	-	-	-	1
Sam Houston State TX	-	-	-	-	-	1	-	-	-	1
Simon Fraser CAN	-	-	-	-	-	-	2	-	-	2
Southwestern Oklahoma	1	-	-	-	-	-	-	-	-	1
Texas Southern	-	-	-	1	1	-	-	-	-	2
Westmont CA	-	-	-	-	-	-	-	1	-	1
Wisconsin-Parkside	-	1	-	-	-	-	-	-	-	1

NOTE: Each institution involved in a tie is credited with one championship.

NAAI MEN'S
INDIVIDUAL CHAMPIONSHIPS

	Bowling	Cross Country	Golf	Gymnastics	Indoor Track	Outdoor Track	Swimming & Diving	Tennis	Wrestling	Totals		Bowling	Cross Country	Golf	Gymnastics	Indoor Track	Outdoor Track	Swimming & Diving	Tennis	Wrestling	Totals	
Abilene Christian TX	-	-	-	-	11	25	-	-	-	36	Emporia State KS	-	3	-	-	3	20	2	-	-	28	
Adams State CO	-	3	-	-	11	3	3	-	22	42	Fairmont State WV	-	-	-	-	-	3	-	-	-	4	
Adelphi NY	-	-	-	-	-	1	2	-	-	3	Fayetteville State NC	-	-	-	-	-	2	-	-	-	2	
Alabama State	-	-	-	-	1	-	-	-	-	1	Ferris State MI	-	-	-	-	1	-	-	-	-	1	
Alcorn State MS	-	-	-	-	1	2	-	-	-	3	Findlay OH	-	-	-	-	-	-	-	-	1	1	
Angelo State TX	-	-	1	-	5	11	-	-	-	17	Fisk TN	-	-	-	-	1	3	-	-	-	4	
Aquinas MI	-	-	-	-	-	1	-	-	-	1	Flagler FL	-	-	-	-	-	-	-	3	-	3	
Arizona State	-	-	-	-	-	1	-	-	-	1	Florida A&M	-	-	-	-	3	-	-	-	-	3	
Arkansas-Monticello	-	-	-	-	5	4	-	-	-	9	Fort Hays State KS	-	2	-	1	8	14	-	-	3	28	
Arkansas Tech	-	-	-	-	1	3	-	-	-	4	Fort Lewis CO	-	-	-	1	-	-	-	-	-	1	
Augsburg MN	-	-	-	-	-	-	-	-	3	3	Fresno Pacific CA	-	-	-	-	3	2	-	-	-	5	
Azusa Pacific CA	-	-	-	-	3	14	-	-	-	17	Frostburg State MD	-	-	-	-	1	-	-	-	-	1	
Baptist SC	-	-	-	-	-	1	-	-	-	1	George Fox OR	-	-	-	-	1	-	-	-	-	1	
Belhaven MS	-	-	-	-	-	-	-	1	-	1	George Williams IL	-	-	-	3	-	-	-	-	-	3	
Beloit WI	-	-	-	-	-	1	-	-	-	1	Georgia Southern	-	-	-	5	-	-	-	-	-	5	
Bemidji State MN	-	-	-	4	-	1	3	-	4	12	Glennville State WV	2	-	-	-	-	-	-	-	-	2	
Bethany KS	-	-	-	-	-	1	-	-	-	1	Graceland IA	-	-	-	-	2	-	-	-	1	3	
Bethany WV	-	-	-	-	-	-	1	-	-	1	Grambling IA	-	-	-	-	2	3	-	-	-	5	
Bethel KS	-	-	-	-	3	-	-	-	-	3	Grand Valley MI	-	-	-	-	-	-	-	-	-	6	
Biola CA	-	-	-	-	1	5	-	-	1	7	Great Falls MT	2	-	-	-	-	-	-	-	-	2	
Bloomsburg State PA	-	-	-	-	-	1	-	-	12	13	Gustavus Adolphus MN	-	-	-	-	-	-	-	2	3	-	5
Boston State MA	-	-	-	-	-	1	-	-	-	1	Hamline MN	-	-	-	-	1	1	-	-	-	2	
Bryant RI	1	-	-	-	-	-	-	-	-	1	Hampton Institute VA	-	-	-	-	1	-	-	-	-	1	
California Baptist	-	-	-	-	-	-	-	1	-	1	Hardin-Simmons TX	-	-	-	-	-	-	-	1	-	1	
Cal Poly-SLO	-	-	-	-	-	1	-	-	-	1	Harding AR	6	-	-	3	2	-	-	-	-	11	
California State PA	-	-	-	-	-	-	-	-	-	2	Henderson State AR	-	-	-	-	2	-	-	-	-	2	
California Tech	-	-	-	-	-	4	-	-	-	4	Hendrix AR	-	-	-	-	-	2	-	-	-	2	
Cameron OK	-	-	-	-	-	2	-	-	-	2	Hillsdale MI	-	-	-	1	2	-	-	-	-	3	
Campbell NC	-	-	2	-	-	-	-	-	-	2	Howard Payne TX	-	-	-	-	5	-	-	-	-	5	
Carson-Newman TN	-	-	-	-	1	-	-	-	-	1	Humboldt State CA	-	-	-	-	2	-	-	-	-	2	
Carthage WI	-	-	-	-	-	-	-	-	-	1	Huron SD	-	-	-	-	-	-	-	-	-	2	
Central Arkansas	-	-	-	-	1	1	-	-	-	2	Idaho State	-	1	-	-	2	-	-	-	-	3	
Central Connecticut	-	1	-	-	-	2	-	-	-	3	Illinois Normal	-	-	-	-	1	-	-	-	-	1	
Central Michigan	-	1	-	-	2	1	-	2	6	Illinois State	-	-	-	1	-	2	-	1	4	4		
Central State OH	-	-	-	-	-	5	-	-	-	5	Illinois Wesleyan	-	-	-	-	-	2	-	-	-	2	
Central State OK	-	-	-	-	1	-	2	14	17	Indiana PA	-	-	1	-	1	-	-	-	-	2	4	
Central Washington	1	-	-	2	-	-18	-	-	12	33	Indiana State	1	-	-	-	-	5	-	-	-	6	
Chadron State NE	-	-	-	-	-	-	-	-	1	1	Iowa Teachers	-	-	-	-	-	-	-	-	3	3	
Chicago State IL	-	-	-	-	-	1	1	-	-	2	Jackson State MS	-	-	-	24	8	-	-	-	-	32	
Claremont-Mudd CA	1	-	-	-	-	-19	-	-	-	20	John Brown AR	-	-	-	-	1	-	-	-	-	1	
Clarion State PA	1	-	-	-	-	-10	-	-	1	12	Johnson C. Smith NC	-	-	-	-	1	-	-	-	-	1	
Columbus GA	-	-	1	-	-	-	-	-	-	1	Kearney State NE	1	-	-	-	2	6	-	-	-	9	
Concord WV	1	-	-	-	-	-	-	-	-	1	Kentucky State	-	-	-	-	1	-	-	-	-	1	
Concordia MN	-	-	-	-	-	-	-	-	2	-	Lake Superior MI	-	-	-	-	-	-	-	-	-	2	
Concordia NE	-	-	-	-	3	3	-	-	-	6	Lamar Tech TX	-	-	3	-	3	-	11	-	-	17	
Corpus Christi TX	-	-	-	-	-	-	-	3	-	3	Langston OK	-	-	-	-	1	1	-	-	-	2	
Cumberland KY	-	-	-	-	-	2	-	-	-	2	LaVerne CA	-	-	-	-	1	-	-	-	-	1	
C.W. Post NY	-	-	-	-	-	-	-	-	1	1	Lewis & Clark OR	-	-	-	-	-	-	-	-	1	1	
Dallas Baptist TX	-	-	-	-	1	-	-	-	-	1	Lincoln MO	-	-	-	-	3	-	-	-	-	3	
David Lipscomb TN	-	-	1	-	1	-	-	-	-	2	Lincoln PA	-	-	-	-	-	-	-	-	1	1	
Delta State MS	-	-	-	-	2	3	-	-	-	5	Linfield OR	-	-	-	-	1	-	-	-	-	1	
Delaware State	-	-	-	-	2	-	-	-	-	2	Lock Haven State PA	-	-	-	-	-	-	-	-	-	25	
Denver CO	-	-	-	-	-	6	-	-	-	6	Loras IA	-	-	-	-	1	1	-	-	-	3	
Detroit Tech MI	1	-	-	-	-	7	-	-	-	8	Luther IA	-	-	-	-	1	-	-	-	-	1	
Dickinson State ND	-	-	-	-	-	-	-	-	2	2	Lycoming PA	-	-	-	-	-	-	-	-	-	2	
Dillard LA	-	-	-	-	-	1	-	-	-	1	Macalester MN	-	-	-	-	-	20	-	-	-	20	
Doane NE	-	-	-	-	3	1	-	-	-	4	Malone OH	-	-	1	-	1	2	-	-	-	4	
Dordt IA	-	-	-	-	1	-	-	-	-	1	Mankato State MN	-	-	-	-	3	-	-	-	7	10	
Drury MO	-	-	-	-	-	-29	-	-	-	29	Maryland State	-	-	-	-	7	-	-	-	-	7	
East Carolina NC	-	-	-	-	-	9	-	-	-	9	Marymount KS	-	1	-	2	1	-	-	-	-	4	
East Stroudsburg State PA	-	-	-	-	-	-	-	-	-	1	McMurry TX	-	-	-	2	6	-	-	-	-	8	
East Texas State	-	-	2	-	8	4	-	-	-	14	McPherson KS	-	-	-	-	1	-	-	-	-	1	
Eastern Illinois	-	-	1	6	-	3	13	-	2	25	Mercyhurst PA	-	-	-	-	-	-	-	2	-	2	
Eastern Michigan	-	-	-	2	11	8	12	-	-	33	Messiah PA	-	-	-	-	-	-	-	-	-	1	
Eastern Montana	-	-	-	3	-	-	-	-	-	3	Millersville PA	-	-	-	-	-	-	-	-	-	1	
Eastern New Mexico	-	4	2	-	9	16	8	-	-	39												
Eastern Oregon	-	-	-	-	-	-	-	-	2	2												
Eastern Washington	-	-	-	3	5	13	-	-	5	26												
Edinboro State PA	-	1	-	-	-	1	-	-	1	3												

NAIA MEN'S
INDIVIDUAL CHAMPIONSHIPS

	Bowling	Cross Country	Golf	Gymnastics	Indoor Track	Outdoor Track	Swimming & Diving	Tennis	Wrestling	Totals
Mississippi Valley	-	-	-	-	6	9	-	-	-	15
Monmouth NJ	-	-	-	-	-	1	17	-	-	18
Moorhead State MN	-	-	-	-	1	-	-	-	10	11
Morehouse GA	-	-	-	-	-	1	-	-	-	1
Morgan State MD	-	-	-	-	-	5	-	-	-	5
Nebraska-Omaha	-	-	-	-	3	4	-	-	12	19
Norfolk State VA	-	-	-	-	1	-	-	-	-	1
North Carolina A&T	-	-	-	-	1	-	-	-	-	1
North Carolina Central	-	-	-	-	3	21	-	-	-	24
North Central IL	-	-	-	-	-	-	44	-	1	45
North Dakota State	-	-	-	-	-	1	-	-	-	1
North Texas State	-	-	4	-	-	1	-	-	-	5
Northeast Louisiana	-	-	-	10	-	5	-	-	-	15
Northern Arizona	-	-	-	-	-	1	-	-	1	2
Northern Illinois	-	-	-	-	-	1	-	-	3	4
Northern Michigan	-	-	-	-	-	1	-	-	-	1
Northern Montana	-	-	-	-	-	-	2	-	-	2
Northern State SD	-	-	-	-	-	-	-	-	1	1
Northland WI	-	-	-	-	-	-	-	-	1	1
Northwestern IA	-	-	-	-	-	1	-	-	-	1
Northwest Louisiana	-	-	-	26	1	-	-	-	-	27
Northwest Nazarene ID	-	-	-	-	-	1	-	-	-	1
Northwood Institute MI	-	-	-	-	3	1	-	-	-	4
Occidental CA	-	-	-	-	3	11	3	-	-	17
Oklahoma Baptist	-	2	-	-	-	3	-	-	-	5
Oklahoma Christian	-	-	-	-	7	8	-	-	-	15
Oregon College	-	-	-	-	3	3	-	-	2	8
Oregon Tech	-	-	-	-	-	2	-	-	-	2
Ottawa KS	-	-	-	-	1	2	-	-	-	3
Ouachita Baptist AR	-	-	-	-	4	-	-	-	-	4
Ozarks, School of MO	-	-	-	-	-	1	-	-	-	1
Pacific OR	-	-	-	-	-	-	-	-	2	2
Pacific Lutheran WA	-	-	-	-	-	6	6	-	-	12
Pan American TX	-	-	-	-	-	-	10	-	-	10
Panhandle State OK	-	-	-	-	-	1	-	-	-	1
Pasadena CA	-	-	-	-	1	1	-	-	-	2
Pembroke State NC	-	1	-	-	2	6	-	-	-	9
Pepperdine CA	-	-	-	-	4	-	1	-	-	5
Peru State NE	-	-	-	-	-	-	-	-	1	1
Pittsburg State KS	-	1	-	-	2	1	-	-	-	4
Point Loma CA	-	-	1	-	-	3	-	-	-	4
Pomona-Pitzer CA	-	-	-	-	-	-	2	-	-	2
Portland State OR	-	-	-	-	-	1	-	-	1	2
Prairie View TX	-	-	-	-	20	23	-	-	-	43
Presbyterian SC	-	-	-	-	-	-	-	3	-	3
Puget Sound WA	-	-	-	-	-	-	4	-	-	4
Redlands CA	-	1	-	-	3	9	3	10	-	26
Rider NJ	1	-	-	-	-	-	-	-	-	1
Rockhurst MO	2	-	-	-	-	-	-	-	-	2
Rollins FL	-	-	1	-	-	-	-	-	-	1
Saginaw Valley MI	-	-	-	-	-	4	-	-	-	4
St. Augustine's NC	-	-	-	-	-	-	-	1	-	1
St. Bernard AL	-	-	1	-	-	-	-	-	-	1
St. Cloud MN	-	-	-	1	3	5	-	-	10	19
St. John's MN	-	-	-	-	-	-	-	-	1	1
Sam Houston State TX	-	-	2	-	-	2	-	-	-	4
San Jose State CA	-	-	-	-	-	-	-	1	-	1
Seattle Pacific WA	-	-	-	-	-	2	-	-	-	2
Simon Fraser CAN	-	-	-	-	1	4	101	-	3	109
Slippery Rock PA	-	-	-	-	-	1	-	-	-	1
South Dakota State	-	1	-	-	-	9	-	-	-	10
Southern-Baton Rouge LA	-	-	-	-	18	30	-	-	-	48
Southern California C.	-	-	-	-	3	4	-	-	-	7
Southern Colorado	-	-	-	-	-	1	-	-	-	1
Southern Illinois	-	1	-	-	-	-	13	-	6	20
Southern-New Orleans LA	-	-	-	-	1	-	-	-	-	1
Southern Oregon	-	1	-	-	-	4	10	-	4	19

	Bowling	Cross Country	Golf	Gymnastics	Indoor Track	Outdoor Track	Swimming & Diving	Tennis	Wrestling	Totals	
Southeast Louisiana	-	-	-	-	-	1	4	-	-	5	
Southwest Baptist MO	3	-	-	-	-	-	-	-	-	3	
Southwest Louisiana	1	-	-	-	1	1	2	-	-	5	
Southwestern Oklahoma	-	-	-	-	1	-	-	-	-	1	
Southwest State MN	-	-	-	-	-	-	5	-	-	5	
Southwest Texas State	-	-	1	-	-	4	-	5	-	10	
Southwestern KS	-	-	-	-	-	1	-	-	-	1	
Spring Arbor MI	-	-	-	-	-	1	-	-	-	1	
Stephen F. Austin TX	-	-	-	-	-	4	-	-	-	4	
Sul Ross State TX	-	-	-	-	1	1	-	-	-	2	
Tarleton State TX	-	-	-	-	1	1	-	-	-	2	
Taylor IN	-	1	-	-	-	1	-	-	2	4	
Tennessee State	-	-	-	-	-	7	1	-	-	8	
Texas A&I	-	-	-	-	-	4	-	-	-	4	
Texas College	-	-	-	-	-	2	-	-	-	2	
Texas Lutheran	-	-	1	-	-	-	-	-	-	1	
Texas Southern	-	-	-	-	16	40	-	2	-	58	
Texas Wesleyan	-	-	4	-	-	-	-	-	-	4	
Texas Western	-	-	-	-	-	2	-	-	-	2	
Troy State AL	-	-	-	-	-	1	-	-	-	1	
Union KY	-	-	-	-	-	-	1	-	-	1	
Upper Iowa	-	-	-	-	-	-	-	-	4	4	
U.S. International CA	-	-	-	-	2	5	-	-	3	10	
Valley City State ND	-	-	-	-	-	-	-	-	2	2	
Virginia State	-	-	-	-	-	2	-	-	-	2	
Washburn KS	-	-	1	-	-	3	-	-	-	4	
Wayland Baptist TX	-	-	-	-	3	2	-	-	-	5	
Wayne State NE	-	-	-	-	-	1	-	-	5	6	
Waynesburg PA	-	-	-	-	-	-	-	-	2	2	
West Liberty WV	1	-	-	-	-	-	8	-	2	11	
West Texas State	-	-	-	-	-	3	-	-	-	3	
Western Illinois	-	-	1	12	-	4	2	-	-	19	
Western State CO	-	-	-	-	-	-	-	-	1	1	
Western Washington	-	-	1	-	-	2	1	-	-	4	
Westmar IA	-	-	-	-	-	-	-	-	2	2	
Westminster PA	-	-	-	-	-	-	1	-	-	1	
Westmont CA	-	-	-	-	3	5	-	-	-	8	
Whitman WA	-	-	-	-	-	1	-	-	-	1	
Whittier CA	-	-	-	-	-	2	-	-	-	2	
Whitworth WA	-	-	-	-	1	6	-	-	-	7	
Wilkes PA	-	-	-	-	-	-	-	-	-	1	
Willamette OR	-	-	-	-	-	5	5	-	-	10	
William Jewell MO	-	-	-	-	-	2	-	-	-	2	
William Penn IA	-	-	-	-	-	-	-	-	1	1	
Winona State MN	-	-	-	-	-	-	-	-	3	3	
Winston-Salem NC	-	-	-	-	-	7	-	-	-	7	
Wisconsin-Eau Claire	-	-	-	-	-	1	10	-	-	11	
Wisconsin-LaCrosse	5	-	1	19	1	1	1	-	2	30	
Wisconsin-Oshkosh	-	-	-	43	-	-	-	-	-	44	
Wisconsin-Parkside	-	-	-	-	7	9	-	-	-	6	22
Wisconsin-Platteville	-	-	-	1	-	-	2	-	-	1	4
Wisconsin-River Falls	-	-	-	-	-	1	-	-	2	3	
Wisconsin-Stevens Point	-	-	-	-	2	2	1	-	-	5	
Wisconsin-Stout	-	-	-	4	-	-	-	-	-	4	
Wisconsin-Superior	-	-	-	-	-	1	-	-	1	2	
Wisconsin-Whitewater	-	-	-	-	-	-	-	-	1	1	
Yankton SD	-	-	-	-	1	-	-	-	-	1	
York NE	-	-	-	-	-	-	-	-	1	1	


SUMMARY OF NAIA MEN'S INDIVIDUAL CHAMPIONSHIPS

1. Simon Fraser CAN	109	8. Abilene Christian TX	36	14. Emporia State KS	28
2. Texas Southern	58	9. Central Washington	33	Fort Hays State KS	28
3. Southern-Baton Rouge LA	48	Eastern Michigan	33	16. Northwestern Louisiana	27
4. North Central IL	45	11. Jackson State MS	32	17. Eastern Washington	26
5. Prairie View TX	43	12. Wisconsin-LaCrosse	30	Redlands CA	26
6. Adams State CO	42	13. Drury MO	29	19. Eastern Illinois	25
7. Eastern New Mexico	39			Lock Haven State PA	25

Note: Each institution is credited with one championship for each competitor involved in a tie situation

<u>NAIA WOMEN'S INDIVIDUAL CHAMPIONS</u>	Cross Country	Gymnastics	Indoor Track	Outdoor Track	Swimming & Diving	Tennis	Totals
Adams State CO	1	3	1	2	-	-	7
Azusa Pacific CA	-	-	-	1	-	-	1
Central Washington	-	-	-	-	1	-	1
Eisenhower NY	-	-	-	-	2	-	2
Georgia College	-	2	-	-	-	-	2
Grand Canyon AZ	-	-	-	-	-	3	3
Guilford NC	-	-	-	-	-	1	1
Gustavus Adolphus MN	-	2	-	-	-	-	2
Hampton Institute VA	-	-	1	2	-	-	3
Jackson State MS	-	-	7	1	-	-	8
Kearney State NE	-	-	-	-	1	-	1
Mid-America Nazarene KS	-	-	1	-	-	-	1
Midland Lutheran NE	-	-	-	3	-	-	3
Minot State ND	-	3	-	-	-	-	3
Mississippi Valley	-	-	1	-	-	-	1
Ozarks, School of MO	-	-	1	1	2	-	4
Prairie View TX	-	-	5	11	-	-	16
Saginaw Valley MI	-	-	2	1	-	-	3
St. Augustine's NC	-	-	-	1	-	-	1
Shepherd WV	-	-	-	-	7	-	7
Simon Fraser CAN	-	-	-	1	27	-	28
Southern-Baton Rouge LA	-	-	-	3	-	-	3
Southern Colorado	-	1	-	1	-	-	2
Southern Utah State	-	-	-	1	-	-	1
Taylor IN	-	-	-	1	-	-	1
Texas Southern	-	-	5	6	-	-	11
Wisconsin-Parkside	1	-	3	3	-	-	7

BASEBALL



26TH ANNUAL - MEN'S DIVISION

1982 NAIA WORLD SERIES

Team	Batting										Fielding			Pitching							
	W-L	AB	R	H	2B	3B	HR	SB	RBI	B.A.	PO	A	E	Pct.	IP	H	R	ER	BB	SO	ERA
Grand Canyon AZ	5-0	173	40	53	8	5	1	0-1	37	.306	129	59	12	.940	43	43	18	13	22	26	2.72
Lewis-Clark State ID	4-2	210	30	62	7	3	6	4-4	27	.295	159	70	12	.950	53	52	26	24	31	25	4.08
Azusa Pacific CA	3-2	155	25	40	5	2	5	4-6	24	.258	126	66	17	.919	42	49	29	16	19	20	3.43
St. Xavier IL	3-2	191	44	61	13	2	2	15-16	35	.319	138	62	11	.948	46	56	34	30	31	20	5.87
Coastal Carolina SC	2-2	90	15	22	2	2	3	9-11	14	.244	75	27	10	.911	26	33	19	12	14	15	4.15
Liberty Baptist VA	1-2	95	12	18	3	3	0	7-10	11	.189	78	29	7	.939	26	24	18	15	15	9	5.19
Southeastern Oklahoma	1-2	104	14	26	3	1	2	5-10	12	.250	78	32	1	.991	26	28	13	13	19	14	4.50
Bemidji State MN	0-2	70	17	24	3	0	0	1-2	12	.343	51	22	9	.890	17	37	32	27	8	6	14.29
Birmingham-Southern AL	0-2	74	13	23	5	0	1	0-1	13	.311	51	28	6	.929	17	18	18	15	14	4	7.94
Lubbock Christian TX	0-2	77	14	26	5	1	1	4-4	12	.338	53	17	3	.959	17.2	23	16	14	10	17	7.13

1982 NAIA WORLD SERIES BATTING LEADERS

Name, Position, School	(minimum 9 times at bat)											
	Avg.	G	AB	R	H	RBI	2B	3B	HR	SB	BB	SO
Kyle Bryan, of-dh, Birmingham-Southern AL	.667	2	9	3	6	1	2	0	0	0-0	1	0
Ed Jeffrey, c, Lubbock Christian TX	.556	2	9	0	5	2	0	0	0	0-0	2	1
*Lewis Stephenson, 3b, Lubbock Christian TX	.556	2	9	2	5	0	1	1	0	0-0	2	1
*Doug Reibel, lf,, St. Xavier IL	.529	5	17	6	9	7	4	0	1	2-2	8	2
+*Pete Bethea, c, Grand Canyon AZ	.474	5	19	0	9	3	2	0	0	0-0	4	1
Mike Zunica, cf, St. Xavier IL	.471	5	17	8	8	3	2	0	0	2-2	4	4
Greg Hadley, rf, Bemidji State MN	.444	2	9	2	4	1	1	0	0	1-1	2	1
Rick Kennedy, lb, Bemidji State MN	.444	2	9	2	4	2	1	0	0	0-0	1	0
Chet Feldman, rf, Lubbock Christian TX	.444	2	9	3	4	0	2	0	0	0-0	2	0
J.D. Heredia, rf, Lewis-Clark State ID	.429	6	21	2	9	1	3	1	0	0-0	1	2
*Jeff Mace, lf-rf, Lewis-Clark State ID	.421	5	19	4	8	6	0	2	1	1-1	3	2
*Rick Sowell, dh, Grand Canyon AZ	.417	5	12	7	5	4	1	2	0	0-1	1	3
*Frank Talotta, ss, Coastal Carolina SC	.417	3	12	3	5	6	0	2	3-3	0	1	
Dick Magruder, dh, Lewis-Clark State ID	.417	6	12	4	5	1	0	0	0	0-0	5	0
Tim Newsome, ss, St. Xavier IL	.409	5	22	4	9	4	1	0	0	2-2	1	2
Tim Phelps, lb, Southeastern Oklahoma	.400	3	10	0	4	3	0	0	0	1-1	2	1
Keith Foley, c, Birmingham-Southern AL	.400	2	10	0	4	1	0	0	0	0-0	0	1
Marvin Todd, 2b, Coastal Carolina SC	.400	3	10	0	4	1	0	0	0	0-0	1	0
*Greg Legg, ss, Southeastern Oklahoma	.385	3	13	2	5	2	1	0	1	0-1	0	1
Marty Rupnik, rf, Azusa Pacific CA	.368	5	19	5	7	0	2	0	1	0-0	1	1
Kirk Kentera, lb, Grand Canyon AZ	.368	5	19	5	7	4	1	0	0	0-0	3	6

+Most Valuable Player *Member of All-Tournament Team

All-tournament team also includes Larry Downes, c, Lewis-Clark State ID; Pat Lloyd, lb, Birmingham-Southern AL; Fred Moreno, 2b, Grand Canyon AZ; Mike Madrill, of, Grand Canyon AZ; George Matyas, of, St. Xavier IL.

1982 NAIA WORLD SERIES PITCHING LEADERS

Name, School	(minimum 9 innings)										
	ERA	G	GS	GC	W-L	IP	H	R	ER	BB	SO
*Rich Medina, Lewis-Clark State ID	0.60	2	2	1	2-0	15	12	1	1	5	3
Dave Stapleton, Grand Canyon AZ	2.53	2	1	0	2-0	10.2	9	3	3	3	3
Ed Salazar, Lewis-Clark State ID	3.00	1	1	1	1-0	9	7	3	3	3	5
Randy Robinson, Azusa Pacific CA	3.24	2	2	1	1-0	16.2	15	10	6	8	7
Tom Zmudosky, Coastal Carolina SC	4.00	1	1	1	1-0	9	8	4	4	1	5

*Member of all tournament team (also includes Art Martinez, Grand Canyon AZ, Duane Cresse, Azusa Pacific CA)

GAME 1--May 31					GAME 3--May 31											
R	H	E			R	H	E									
SE Oklahoma	000	000	000	-- 0	4	0				Liberty Baptist	500	002	000	-- 7	9	3
Lewis-Clark State ID	000	010	01-	-- 2	7	2				St. Xavier	102	000	110	-- 5	9	3

Dwayne Ward (L, 8-2) and David Brady; Rich Medina (W, 12-2) and Larry Downes. T-2:09

Doug Smith (W, 9-8), David Schauer (8th, save) and Tom Sweat; Ed Stearns (L, 11-7) and Carl Ferraro. T-2:40

GAME 2--May 31					GAME 4--May 31											
R	H	E			R	H	E									
Birmingham-Southern	000	300	010	-- 4	8	3				Lubbock Christian	060	010	010	-- 8	10	1
Coastal Carolina	000	002	03-	-- 5	6	1				Azusa Pacific	000	400	032	-- 9	11	4

Chuck Shearer, Chris Holler (6th, L, 12-2) William Lucas (8) and Keith Foley; Tom Zmudosky (W, 8-4) and Gary Trembley. HR-Frank Talotta (Coastal Carolina), 9th. T-2:33

Noel Delgado, Bo Hargrove (8th, L, 3-3) and Ed Jeffrey; Jeff Robinson, Duane Cresse (8th, W, 4-2) and Larry Schuler. HR-Jon Larson (Azusa Pacific), 11th; Mark Schenasi (Azusa Pacific), 8th; Mark Schlesinger (Azusa Pacific), 3rd. T-3:10

GAME 5--June 1
 SE Oklahoma 412 200 031 --13 12 1
 Birmingham-Southern 420 200 100 -- 9 15 3

Steve Prusha, Kyle Johnson (1), Steve Hallan (5), Jackie Cumbie (7th, W, 10-1) and David Brady; Mark Koesters, William Lucas (3rd, L, 5-5), Dennis White (9) and Keith Foley. HR-Ron Knotts (SE Oklahoma), 4th; Greg Legg (SE Oklahoma), 10th; Gary Barajas (Birmingham-Southern), 3rd. T-3:09

GAME 6--June 1
 Lubbock Christian 203 010 000 0 -- 6 16 2
 St. Xavier 001 110 201 1 -- 7 12 1

Steve Hunter, Chris Cook (7), Bo Hargrove (9th, L, 3-4) and Scott Gwinn; John Boling, Kevin McNally (4), Ed Stearns (8th, W, 12-7) and Carl Ferraro, HR-Leland Creel (Lubbock Christian), 28th. T-3:55

GAME 7--June 1
 Bemidji State 120 000 020 -- 5 8 2
 Lewis-Clark State 020 112 23- --11 17 2

Doug Shequen (L, 6-5), Mark Sheppard (7) and John Kennedy; Kevin Matthews (W, 8-0), Kevin Byers (8th, save) and Larry Downes. HR--Jeff Mace, (Lewis-Clark State), 8th & 9th; Jim O'Dell (Lewis-Clark State), 10th; Brian Thomas (Lewis-Clark State), 5th; Mike Moreno (Lewis-Clark State), 7th. T-2:22

GAME 8--June 1
 Azusa Pacific 101 000 2 -- 4 7 4
 Grand Canyon 506 050 - -- 16 15 3

Jeff Robinson (L, 6-2), Dave Scarth (4), Ike Nixon (5) and Larry Schuler; Glen Poole, Keith Baker (3rd, W, 5-0), Mark Brewer (7) and Pete Bethea. HR-Marty Rupnik (Azusa Pacific), 12th, T-2:55

GAME 9--June 2
 St. Xavier 134 300 451 --21 20 3
 Bemidji State 114 211 002 --12 16 7

Kane Kierman, Dave White (3rd, W, 7-4), Kevin Naughton (8) and Carl Ferraro; John Goga (L, 3-3), Eric Gager (3), Kelly Cramer (8), Tim Miller (8) and John Kennedy, HR--George Matyas (St. Xavier) 10th. T-3:40

GAME 10--June 2
 Azusa Pacific 000 110 000 -- 2 6 5
 Southeast Oklahoma 001 000 000 -- 1 10 0

Dave Jensen (W, 7-3), Duane Creese (7th, save) and Larry Schuler; Marvin White (L, 4-2), Stan Ruff (5), Steve Hallan (6) and David Brady. T-2:50

GAME 11--June 2
 Coastal Carolina 120 020 011 -- 7 11 4
 Lewis-Clark State 020 022 002 -- 8 8 3

Brian Aviles, Joe Louis (9th, L, 2-1) and Gary Trembley; Bruce Dunn, Tracy Czyzewski (6th, W, 4-0) and Larry Downes. HR--Steve Podraza (Coastal Carolina), 4th.

GAME 12--June 2
 Grand Canyon 020 100 020 -- 5 7 2
 Liberty Baptist 000 200 100 -- 3 4 2

Randy Fruth, Mark Brewer (5), Art Martinez (7th, W, 5-2) and Pete Bethea; David Harris (L, 6-1) and Tom Sweat. T-2:46

GAME 13--June 3
 Liberty Baptist 010 000 001 -- 2 5 2
 Azusa Pacific 001 302 21- -- 9 8 1

David Schauer (L, 4-5), Todd Nelson (4), Doug Smith (6), Mark Wever (7) and Tom Sweat; Randy Robinson (W, 13-3) and Larry Schuler. T-2:14

GAME 14--June 3
 Coastal Carolina 201 000 000 -- 3 5 5
 St. Xavier 024 000 01- -- 7 9 2

Mark Clemons (L, 9-2) and Steve Podraza, Gary Grembley (4); John Boling (W, 11-4) and Carl Ferraro. HR-- Frank Talotta (Coastal Carolina), 10th. T-2:45

GAME 15--June 3
 Grand Canyon 001 110 000 -- 3 7 1
 Lewis-Clark State 000 001 000 -- 1 7 1

Dave Stapleton (W, 5-1), Art Martinez (9th, save) and Pete Bethea; Ed Salazar (L, 7-4) and Larry Downes. T-2:59

GAME 16--June 4
 Lewis-Clark State 000 100 100-- 2 9 2
 Azusa Pacific 000 010 000 -- 1 8 3

Rich Medina (W, 13-2), Dan Danelson (7th, save) and Larry Downes; Jeff Robinson, Ike Nixon (6th, L, 4-2), Duane Cresse (7) and Larry Schuler. HR-Brian Kinney (Azusa Pacific), 1st. T-2:39

GAME 17--June 4
 Grand Canyon 201 111 000 -- 6 10 3
 St. Xavier 201 001 000 -- 4 11 2

Keith Baker, David Wagner (3rd, W, 5-2) and Pete Bethea; Ed Stearns (L, 11-8) and Carl Ferraro. HR--Mike Madrill (Grand Canyon), 2nd; Doug Reibel (St. Xavier), 18th. T-3:01

GAME 18--June 5 (CHAMPIONSHIP)
 Lewis-Clark State 011 100 210 -- 6 14 2
 Grand Canyon 201 033 10- --10 14 3

Scott Sterder (L, 4-1), Kevin Byers (4), Bruce Dunn (6), Dan Danelson (7) and Larry Downes; Brian Godbehre, Dave Stapleton (4th, W, 6-1), Mark Brewer (7), Art Martinez (8th, save) and Pete Bethea. HR-Jim O'Dell (Lewis-Clark State), 11th. T-3:24

CHAMPIONSHIP RESULTS

<u>YEAR</u>	<u>SITE</u>	<u>CHAMPION</u>	<u>SCORE</u>	<u>RUNNER-UP</u>
1957	Alpine, TX	Sul Ross State TX	8-7	Rollins FL
1958	Alpine, TX	San Diego State CA	23-9	Southwestern Oklahoma
1959	Alpine, TX	Southern-Baton Rouge LA	10-2	Nebraska-Omaha
1960	Sioux City, IA	Whitworth WA	4-0	Georgia Southern
1961	Sioux City, IA	East Carolina NC	13-7	Sacramento State CA
1962	St. Joseph, MO	Georgia Southern	2-0	Portland State OR
1963	St. Joseph, MO	Sam Houston State TX	2-1	Grambling LA
1964	St. Joseph, MO	West Liberty State WV	3-2	Grambling LA
1965	St. Joseph, MO	Carson-Newman TN	3-2	Nebraska-Omaha
1966	St. Joseph, MO	Linfield OR	15-4	Lewis IL
1967	St. Joseph, MO	New Mexico Highlands	6-1	Glassboro State NJ
1968	St. Joseph, MO	William Jewell MO	4-3 (13)	Georgia Southern
1969	St. Joseph, MO	William Carey MS	5-3	LaVerne CA
1970	Phoenix, AZ	Eastern Michigan	1-0	Northeastern Louisiana
1971	Phoenix, AZ	Linfield OR	9-8 (10)	David Lipscomb TN
1972	Phoenix, AZ	LaVerne CA	4-1	David Lipscomb TN
1973	Phoenix, AZ	U.S. International CA	7-2	Eastern Connecticut
1974	St. Joseph, MO	Lewis, IL	3-2	Sam Houston State TX
1975	St. Joseph, MO	Lewis, IL	2-1	Sam Houston State TX
1976	St. Joseph, MO	Lewis IL	16-8	Lewis-Clark State ID
1977	St. Joseph, MO	David Lipscomb TN	2-1	Southeastern Oklahoma
1978	St. Joseph, MO	Emporia State KS	8-6	Missouri Southern
1979	Nashville, TN	David Lipscomb TN	5-4	High Point NC
1980	Nashville, TN	Grand Canyon AZ	5-4 (10)	Lewis IL
1981	Lubbock, TX	Grand Canyon AZ	11-4	Winthrop SC
1982	Lubbock, TX	Grand Canyon AZ	10-6	Lewis-Clark State ID

MOST VALUABLE PLAYERS

1957	Frank Willis, of, Rollins FL	1970	Jeff Peck, 3b, Eastern Michigan
1958	Al Miranda, ss, Sul Ross State TX	1971	Ron Webb, c, Linfield OR
1959	Roger Repoz, p-lb, Western Washington	1972	Ben Ochoa, p, LaVerne CA
1960	Ray Washburn, p, Whitworth WA	1973	Ken Koske, p, U.S. International CA
1961	Larry Crayton, p, East Carolina NC	1974	Tom Brennan, p, Lewis IL
1962	Ed Spiezio, 3b, Lewis IL	1975	Don Markelz, p, Lewis IL
1963	Jimmy Dodd, ss, Sam Houston State TX	1976	Ken Jones, of, Lewis IL
1964	Frank Ujcich, p, West Liberty State WV	1977	Steve Fletcher, p-dh-lb, David Lipscomb TN
1965	Clyde Wright, p, Carson-Newman TN	1978	Kevin Mendon, p, Emporia State KS
1966	Stuard Young, p, Linfield OR	1979	Kal Koenig, p, David Lipscomb TN
1967	Ken Lange, p, Glassboro State NJ	1980	Jim Gerlach, p, Grand Canyon AZ
1968	Rich Stonum, p, William Jewell MO	1981	Pete Bethea, c, Grand Canyon AZ
1969	Steve Barber, p, LaVerne CA	1982	Pete Bethea, c, Grand Canyon AZ

NAIA GOLDEN GLOVE AWARD

1968	Terry Childers, Georgia Southern
1969	Paul Baker, Grand Canyon AZ
1970	Terry Collins, Eastern Michigan
1971	Mike Springer, Linfield OR
1972	Buddy Harston, David Lipscomb TN
1973	Joe Reyes, U.S. International CA
1974	David Woolley, Sam Houston TX
1975	Willis Stewart, Sam Houston TX
1976	Paul Stevens, Lewis IL
1977	Bob Parsons, David Lipscomb TN
1978	Eric Andersen, Lewis-Clark State ID
1980	Ken Weislak, Lewis IL
1981	Brian Brangi, Winthrop SC
1982	Tommy Nunez, Grand Canyon AZ

CHARLES BERRY HUSTLE AWARD

1969	Mark Halliburton, LaVerne CA
1970	Gerry McBride, Livingston AL
1971	Rick Beeler, Lewis IL
1972	Ted Jamison, David Lipscomb TN
1973	Gary Graham, Grand Canyon AZ
1974	Hank Merenda, LaVerne CA
1975	Paul Stevens, Lewis IL
1976	Frank Trujillo, Emporia State KS
1977	Tim Burzette, LaVerne CA
1978	Darrell Alexander, Emporia State KS
1979	Terry Moore, David Lipscomb TN
1980	Brian Anderson, Grand Canyon AZ
1981	Earthell Buckner, Azusa Pacific CA
1982	Mike Moreno, Lewis-Clark State ID

COACHES-OF-THE-YEAR

1961	Bob Lee, Southern LA	1972	Gordon Gillespie, Lewis IL
1962	Virgil Yelkin, Nebraska-Omaha	1973	Joe Record, Phillips OK
1963	J. I. Clements, Georgia Southern	1974	Russ Tiedmann, Wisconsin-Oshkosh
1964	Ray Benge, Sam Houston State TX	1975	Bill Brooks, North Carolina-Wilmington
1965	Gordon Gillespie, Lewis IL	1976	Dave Bingham, Emporia State KS
1966	Stuart Maynard, Guilford NC	1977	Ben Hines, LaVerne CA
1967	R.W.E. Jones, Grambling LA	1978	Warren Turner, Missouri Southern
1968	M. Briglia, Glassboro State NJ	1979	Dave Brazell, Grand Canyon AZ
1969	Bob Smith, Greenville IL	1980	Dave Brazell, Grand Canyon AZ
1970	Ron Oestrike, Eastern Michigan	1981	Gil Stafford, Grand Canyon AZ
1971	Gordon Gillespie, Lewis IL		

WORLD SERIES RECORDS

INDIVIDUAL SINGLE GAME

<u>Batting</u>	
<u>Most Times At Bat</u> 9, Lane Johnson, Winona State MN vs Defiance OH, 1961 (16 innings)	<u>Most Triples</u> 2, by several individuals
<u>Most Times At Bat, 9 Inning Game</u> 7, Carl Ferraro, St. Xavier IL vs Bemidji State MN, 1982	<u>Most Home Runs</u> 2, by eight individuals
<u>Most Runs</u> 5, Gerald Wayt, San Diego State CA vs Southwestern Oklahoma, 1958	<u>Most Runs Batted In</u> 10, Larry Kozeny, Nebraska-Omaha vs Southern LA 1959
<u>Most Hits</u> 5, Darryl Gulbrandson, Mayville State ND vs College of the Ozarks AR, 1958 5, Chuck Zane, Winona State MN vs Defiance OH, 1961 5, Rocco Reed, Linfield OR vs Lewis IL, 1966 5, Tim Leslie, Lubbock Christian TX vs William Jewell MO, 1980 5, Dave Morris, Grand Canyon AZ vs David Lipscomb TN, 1981 5, Kyle Bryan, Birmingham-Southern AL vs Southeastern Oklahoma, 1982	<u>Most Total Bases</u> 14, Larry Kozeny, Nebraska-Omaha vs Southern LA 1959 <u>Most Stolen Bases</u> 4, Jerry Bartley, Nebraska-Omaha vs Southern LA 1959 <u>Most Bases on Balls</u> 5, Louis Diess, Paterson State NJ vs Central Arkansas, 1959 5, Fred Long, LaVerne CA vs St. Cloud State MN, 1969
<u>Most Singles</u> 4, by many individuals	<u>Most Times Striking Out</u> 4, by six players
<u>Most Doubles</u> 3, Jack Vaccaro, Nebraska-Omaha vs Western Washington, 1959 3, Fred Davis, Sul Ross TX vs Southern LA, 1959 3, Doug Reibel, St. Xavier IL vs Lubbock Christian TX, 1982	
<u>Most Innings Pitched</u> 13, Clyde Wright, Carson-Newman TN vs Wisconsin- Whitewater, 1965	<u>Pitching</u> <u>Most Wild Pitches</u> 4, Eric Sallee, Lewis-Clark State ID vs Point Park PA, 1980 4, Rick Borchers, Southeastern Oklahoma vs LaVerne CA, 1977
<u>Most Strikeouts</u> 22, Clyde Wright, Carson-Newman TN vs Wisconsin- Whitewater, 1965 (13 innings)	<u>No-Hit Games</u> Kevin Mendon, Emporia State KS vs Missouri Southern, 1978 (9 innings)
<u>Most Strikeouts, 9 Inning Game</u> 19, Larry Crayton, East Carolina NC vs Grambling LA, 1961 19, Mark Dilley, Winona State MN vs California State PA, 1962	<u>One-Hit Games (min. 9 innings)</u> Tracy Rivers, Georgia Southern vs Whitworth WA, 1960 John Manney, Carson-Newman TN vs Nebraska- Omaha, 1965 Jimmie Jackson, Grambling LA vs William Jewell MO, 1967 Sam Bowen, Valdosta State GA vs Malone OH, 1973 Barry Jenkins, Missouri Southern vs Emporia State KS, 1978
<u>Most Consecutive Strikeouts</u> 6, Clyde Parquet, Grambling LA vs Slippery Rock PA, 1961	
<u>Most Bases on Balls</u> 10, Bob Dostal, Nebraska-Omaha vs Western Washington, 1959 10, Bob Barr, Phillips OK vs Lewis IL, 1975	
<u>Most Putouts, 1B</u> 17, John Lampton, William Jewell MO vs Georgia Southern, 1968 (13 innings) 16, Mike Welch, Occidental CA vs Kearney State NE, 1967 16, Gary Busse, Taylor IN vs St. Cloud State MN, 1969 16, Robin McSpadden, Phillips OK vs Missouri Western, 1975 16, Kirk Kentera, Grand Canyon AZ vs Southeastern Oklahoma, 1981 16, Mark Schenasi, Azusa Pacific CA vs Liberty Baptist VA, 1982	<u>Fielding</u> <u>Most Assists, 1B</u> 4, Ray Prantil, West Liberty State WV vs Georgia Southern, 1964 4, Tanny Ham, Pembroke State NC vs New Haven CT, 1970 4, Joe Piechota, Lewis IL vs George Mason VA, 1976 4, Steve Gillies, Emporia State KS vs Lewis-Clark State ID, 1978 4, Brian Atchison, St. Xavier IL vs Liberty Baptist VA, 1982

WORLD SERIES RECORDS (cont'd.)

Fielding (cont'd.)

Most Errors, 1B

- 3, Lyle Papenfuss, Winona State MN vs Defiance OH, 1961 (16 innings)
- 3, Dave Minnick, David Lipscomb TN vs Indiana PA, 1971
- 3, John O'Leary, Sam Houston TX vs High Point NC, 1972

Most Putouts, 2B

- 9, Emil Verban, Lewis IL vs David Lipscomb TN, 1971

Most Assists, 2B

- 11, Dave Fraser, U.S. International CA vs Wisconsin-Oshkosh, 1973

Most Errors, 2B

- 3, Spencer Gaylord, East Carolina NC vs Sam Houston TX, 1961
- 3, Diane Haynes, St. Mary's TX vs Emporia State KS, 1976
- 3, Floyd Clanton, Newberry SC vs David Lipscomb TN, 1977

Most Putouts, SS

- 11, Larry Libeer, William Jewell MO vs Georgia Southern, 1968 (13 innings)
- 10, Rick Beeler, Lewis IL vs David Lipscomb TN, 1971

Most Assists, SS

- 8, Steve Strandemo, St. Cloud State MN vs Glassboro State NJ, 1969
- 8, Rich Tyyri, Wisconsin-Oshkosh vs Southwestern Oklahoma, 1971 (10 innings)
- 8, Don Richmond, Eastern Connecticut vs U.S. International CA, 1973
- 8, Phil Stinson, David Lipscomb TN vs Newberry SC 1977

Most Errors, SS

- 4, Ted Blake, Emporia State KS vs LaVerne CA, 1969
- 4, Lynn Tschirhart, St. Mary's TX vs Emporia State KS, 1976

Most Putouts, 3B

- 5, Jim Pitts, Sam Houston TX vs High Point NC, 1972
- 5, Tim Prine, George Mason VA vs Lewis-Clark State ID, 1976
- 5, Brian Brangi, Winthrop SC vs Southeastern Oklahoma, 1981

Most Assists, 3B

- 9, Jay Brandonis, Linfield OR vs Lewis IL, 1966

Most Errors, 3B

- 4, Joe Gore, Indiana State vs Elon NC, 1958
- 4, Larry Hancock, U.S. International CA vs East Carolina NC, 1963

Most Putouts, OF

- 9, Lowell Frederick, Defiance OH vs Nebraska-Omaha, 1961

Most Assists, OF

- 2, by several players

Most Errors, OF

- 3, Ed Nordskog, Bemidji State MN vs St. Xavier IL, 1982

Most Putouts, C

- 23, W. A. Wright, Carson-Newman TN vs Wisconsin-Whitewater, 1965 (14 innings)
- 20, Dennis Rieger, Whitworth WA vs Morningside IA, 1960

Most Assists, C

- 5, Steve Booker, Defiance OH vs Winona State MN, 1961 (16 innings)
- 5, Dave Forgash, West Liberty State WV vs Grambling LA, 1964

Most Errors, C

- 3, Dan Weitovich, Slippery Rock PA vs Grambling LA, 1961
- 3, Rich Baranak, Lewis IL vs Sam Houston TX, 1974

Most Putouts, P

- 3, Fred Beene, Sam Houston TX vs California State PA, 1963
- 3, John Orzeck, Occidental CA vs Glassboro State NJ, 1967
- 3, Don Markelz, Lewis IL vs George Mason VA, 1976

Most Assists, P

- 6, Phil Niekro, West Liberty State WV vs Sam Houston TX, 1964 (10 innings)
- 6, Jay Schwalm, Eastern Michigan vs William Jewell MO, 1968

Most Errors, P

- 3, Bob Littleton, Missouri Valley vs Southern LA, 1966
- 3, Jim Nevin, Georgia Southern vs Grambling LA, 1967
- 3, Vince Doherty, Linfield OR vs Grand Canyon AZ, 1971

Most Passed Balls

- 4, Bob Teresak, Monmouth NJ vs William Jewell MO, 1977

INDIVIDUAL WORLD SERIES

Batting

Most Times at Bat

- 31, Jimmy Fields, Georgia Southern, 7 games, 1968
- 31, Mike Long, Georgia Southern, 7 games, 1968

Most Runs

- 11, Dave Morris, Grand Canyon AZ, 6 games, 1981
- 11, Rick Stromer, Grand Canyon AZ, 6 games, 1981

Most Hits

- 14, Pete Bethea, Grand Canyon AZ, 6 games, 1981

Most Consecutive Hits

- 7, Sandy Gann, Guilford NC, 1966

Most Times at Bat Without Hit

- 24, Chris Stokes, Grand Canyon AZ, 6 games, 1981

Most Singles

- 13, Mark Pingree, Lewis-Clark State ID, 5 games, 1980

Most Doubles

- 5, Rick Stromer, Grand Canyon AZ, 6 games, 1981

Most Triples

- 3, Larry Kozeny, Nebraska-Omaha, 7 games, 1959
- 3, Bill North, Central Washington, 4 games, 1968
- 3, Jimmy Fields, Georgia Southern, 7 games, 1968
- 3, Gary Graham, Grand Canyon AZ, 3 games, 1973
- 3, Kevin Rhomberg, Lewis IL, 5 games, 1976

Most Home Runs

- 4, Larry Kozeny, Nebraska-Omaha, 7 games, 1959

INDIVIDUAL WORLD SERIES

Batting (cont'd.)

<u>Most Runs Batted In</u> 18, Larry Kozeny, Nebraska-Omaha, 7 games, 1959	<u>Highest Batting Average, 1B</u> .533, Arthur Ganius, Southern LA, 1966 (8-15)
<u>Most Total Bases</u> 31, Larry Kozeny, Nebraska-Omaha, 7 games, 1959	<u>Highest Batting Average, 2B</u> .615, Steve Thebeau, William Jewell MO, 1981 (8-13)
<u>Most Stolen Bases</u> 7, Jimmy Fields, Georgia Southern, 7 games, 1968 7, Rick Showers, Grand Canyon AZ, 6 games, 1980 7, Tommy Nunez, Grand Canyon AZ, 6 games, 1981	<u>Highest Batting Average, SS</u> .619, Mark Pingree, Lewis-Clark State ID, 1980 (13-21)
<u>Most Bases on Balls</u> 15, Fred Long, LaVerne CA, 6 games, 1969	<u>Highest Batting Average, 3B</u> .565, Jeff Peck, Eastern Michigan, 1970 (13-23)
<u>Most Times Striking Out</u> 11, Tom Higgins, Southeastern Oklahoma, 6 games, 1977 11, Jeff Kennedy, High Point NC, 6 games, 1979	<u>Highest Batting Average, OF</u> .727, Chuck Zane, Winona State MN, 1961 (8-11)
	<u>Highest Batting Average, C</u> .538, Pete Bethea, Grand Canyon AZ, 1981 (14-26)
	<u>Highest Batting Average, DH</u> .533, Jeff Hubert, Grand Canyon AZ, 1981 (8-15)

Pitching

<u>Most Games Pitched</u> 5, Rich Stonum, William Jewell MO, 1968	<u>Most Strikeouts</u> 37, Ray Washburn, Whitworth WA, 3 games, 1960 37, Clyde Wright, Carson-Newman TN, 2 games, 1965
<u>Most Games Won</u> 3, Kenneth Lange, Glassboro State NJ, 1967 3, Woody Mills, Eastern Michigan, 1970 3, Vince Doherty, Linfield OR, 1971 3, Butch Stinson, David Lipscomb TN, 1971 3, Tom Brennan, Lewis IL, 1974	<u>Most Wild Pitches</u> 5, Rick Borchers, Southeastern Oklahoma, 2 games, 1977
<u>Most Complete Games</u> 3, Kenneth Lange, Glassboro State NJ, 1967	<u>Fewest Hits Allowed (min. 10 innings)</u> 3, Alton Arnold, Sam Houston TX, 13 innings, 2 games, 1961
<u>Most Shutouts</u> 1, by several players	<u>Fewest Earned Runs Allowed (min 10 innings)</u> 0, Ray Washburn, Whitworth WA, 19 innings 3 games, 1960 0, Jim Gerlach, Grand Canyon AZ, 19 innings, 2 games, 1980
<u>Most Innings Pitched</u> 28, Jimmy Dobson, Georgia Southern, 3 games, 1968	
<u>Most Bases on Balls</u> 19, Ted Hendry, Portland State OR, 3 games, 1962	

Fielding

<u>Most Chances Accepted, 1B</u> 71, Kirk Kentera, Grand Canyon AZ, 1981	<u>Most Chances Accepted, OF</u> 24, Wally Cockrell, East Carolina NC, 1961
<u>Most Errors, 1B</u> 6, Dave Minnick, David Lipscomb TN, 1971	<u>Most Errors, OF</u> 3, Ed Nordskog, Bemidji State MN, 1982
<u>Most Chances Accepted, 2B</u> 46, Ron Cawthon, Georgia Southern, 1968	<u>Most Chances Accepted, C</u> 70, W.A. Wright, Carson-Newman TN, 1965
<u>Most Errors, 2B</u> 4, Spencer Gaylord, East Carolina NC, 1961 4, George Phipps, Defiance OH, 1961 4, Art LaGrange, Northeastern Louisiana, 1970	<u>Most Errors, C</u> 4, by several players
<u>Most Chances Accepted, SS</u> 38, Larry Libeer, William Jewell MO, 1968	<u>Most Chances Accepted, P</u> 12, Bill Kouns, William Carey MS, 1969 12, Jim Gerlach, Grand Canyon AZ, 1980
<u>Most Errors, SS</u> 7, Mike Avery, Linfield OR, 1971 7, Pat Haffner, Azusa Pacific CA, 1981	<u>Most Errors, P</u> 3, Bob Littleton, Missouri Valley, 1966 3, Jim Nevin, Georgia Southern, 1967 3, Dan Parker, Livingston AL, 1970
<u>Most Chances Accepted, 3B</u> 33, Rick Stromer, Grand Canyon AZ, 1981	<u>Most Passed Balls</u> 4, by several players
<u>Most Errors, 3B</u> 6, Larry Hancock, U.S. International CA, 1963	

INDIVIDUAL CAREER TOURNAMENT

Most Games Played

15, by four players

Most Times At Bat

61, Carlo Gott, Sam Houston TX, 1962-63-64-65

Most Runs

14, Dave Morris, Grand Canyon AZ, 1980-81, 12 games

Most Hits

23, Pete Bethea, Grand Canyon AZ, 1981-82, 11 games

Most Doubles

5, by several players

Most Triples

3, by several players

Most Home Runs

5, Larry Kozeny, Nebraska-Omaha, 1959-60, 10 games

Most Runs Batted In

21, Larry Kozeny, Nebraska-Omaha, 1959-60, 10 games

Most Total Bases

40, Larry Kozeny, Nebraska-Omaha, 1959-60, 10 games

Most Stolen Bases

7, by three players

Highest Batting Average

.511, Pete Bethea, Grand Canyon AZ, 1981-82, 11 games (23-45)

Pitching

Most Games Pitched

9, Kal Koenig, David Lipscomb TN, 1978-79-80-81

Most Games Won

5, Ken Lange, Glassboro State NJ, 1965-67-68
5, Tom Brennan, Lewis IL, 1971-72-74

Most Games Lost

3, Candy Robinson, Grambling LA, 1961-63-64
3, Sal Ingemi, Glassboro State NJ, 1965-67-68

Most Innings Pitched

51, Ken Lange, Glassboro State NJ, 1965-67-68

Most Bases on Balls

24, Sal Ingemi, Glassboro State NJ, 1965-67-68

Most Strikeouts

47, Ken Lange, Glassboro State NJ, 1965-67-68

TEAM SINGLE GAME

Batting

Most Times at Bat

59, Winona State MN vs Defiance OH, 1961 (16 innings)

Most Times at Bat, Both Teams

111, Winona State MN vs Defiance OH, 1961 (16 innings)

Most Times at Bat, 9 Inning Game

48, St. Xavier IL vs Bemidji State MN, 1982

Most Times at Bat, 9 Inning Game, Both Teams

88, Mayville State ND vs College of the Ozarks, AR 1958

Most Runs

23, San Diego State CA vs Southwestern Oklahoma, 1958

Most Runs, Both Teams

33, St. Xavier IL (21) vs Bemidji State (12), 1982

Most Runs, One Inning

12, San Diego State CA vs Southwestern Oklahoma, 1958

Most Hits

22, Sam Houston TX vs California State PA, 1963 (7 innings)

Most Hits, Both Teams

37, Mayville State ND (20) vs College of the Ozarks AR (17), 1958

Most Singles

18, High Point NC vs Point Park PA, 1979 (13 innings)

Most Doubles

7, St. Xavier IL vs Bemidji State MN, 1982

Most Triples

4, Georgia Southern vs William Jewell MO, 1968 (13 innings)
4, William Jewell MO vs Central Washington, 1970
4, David Lipscomb TN vs Oklahoma Christian, 1972
4, Grand Canyon AZ vs Pembroke State NC, 1973 (12 innings)

Most Home Runs

5, Lewis-Clark State ID vs Bemidji State MN, 1982

Most Runs Batted In

18, San Diego State CA vs Southwestern Oklahoma, 1958
18, Sam Houston TX vs California State PA, 1963 (7 innings)
18, St. Xavier IL vs Bemidji State MN, 1982

Most Total Bases

34, Rollins FL vs Central Arkansas, 1959

Most Total Bases, Both Teams

51, Grand Canyon AZ (31) vs David Lipscomb TN (20) 1981

Most Stolen Bases

9, Sam Houston TX vs California State PA, 1963 (7 innings)

TEAM SINGLE GAME

Pitching

Most Pitchers Used

6, Lewis-Clark State ID vs Lewis IL, 1976

Most Bases on Balls

17, by David Lipscomb TN vs Appalachian State NC, 1971

Most Pitchers Used, Both Teams

8, Nebraska-Omaha (4) vs Glassboro State, NJ (4), 1965

8, St. Cloud State MN (5) vs LaVerne CA (3), 1969

8, Lewis-Clark State ID (6) vs Lewis IL (2), 1976

8, George Mason VA (5) vs Lewis-Clark State ID (3), 1976

8, Lewis-Clark State ID (4) vs Grand Canyon AZ (4), 1982

Most Strikeouts

24, Carson-Newman TN vs Wisconsin-Whitewater, 1965 (14 innings)

19, East Carolina NC vs Grambling LA, 1961

Fielding

Most Chances Accepted

81, Winona State MN vs Defiance OH, 1961, 16 innings (48 PO, 25 A, 6 E)

Most Assists (cont'd.)

21, LaVerne CA vs St. Cloud State MN, 1969

Most Chances Accepted, 9 Inning Game

54, LaVerne CA vs St. Cloud State MN, 1969 (27 PO, 21 A, 6E)

Most Errors

10, Lewis IL vs Winona State MN, 1963

Most Assists

25, Winona State MN vs Defiance OH, 1961 (16 innings)

21, Grambling LA vs East Carolina NC, 1963

21, New Mexico Highlands vs Glassboro State NJ, 1967

Most Double Plays

5, Winthrop SC vs Grand Canyon AZ, 1981

Most Double Plays, Both Teams

6, Lewis IL (3) vs Indiana PA (3), 1971

6, Lewis IL (4) vs Phillips OK (2), 1975

Most Triple Plays

1, Sam Houston TX vs Portland State OR, 1962

TEAM WORLD SERIES

Batting

Most Times at Bat

255, Nebraska-Omaha, 1959, 7 games

Most Runs Batted In

58, Nebraska-Omaha, 1959, 7 games

Most Runs

69, Nebraska-Omaha, 1959, 7 games

Most Total Bases

130, Grand Canyon AZ, 1981, 6 games

Most Hits

74, Nebraska-Omaha, 1959, 7 games

88, Grand Canyon AZ, 1981, 6 games

61, St. Xavier IL, 1982, 5 games

55, Rollins FL, 1959, 4 games

Most Stolen Bases

18, LaVerne CA, 1969 (23 attempts), 6 games

Most Bases on Balls Received

49, East Carolina NC, 1961, 6 games

49, LaVerne CA, 1969, 6 games

Most Singles

62, Grand Canyon AZ, 1981, 6 games

Most Times Striking Out

49, High Point NC, 1979, 6 games

49, Georgia Southern, 1968, 7 games

Most Doubles

16, Grand Canyon AZ, 1981, 6 games

Highest Batting Average

.377, Rollins FL, 1959 (55-146), 4 games

Most Triples

12, David Lipscomb TN, 1971, 6 games

Lowest Batting Average

.068, William Jewell MO, 1967 (4-59), 2 games

Most Home Runs

9, Nebraska-Omaha, 1959, 7 games

Pitching

Fewest Runs Allowed

30, Georgia Southern, 1968, 7 games

11, Grand Canyon AZ, 1980, 6 games

11, West Liberty State WV, 1964, 6 games

11, Georgia Southern, 1960, 6 games

10, Lewis IL, 1965, 5 games

5, Georgia Southern, 1962, 4 games

5, Sam Houston TX, 1963, 4 games

Most Complete Games

5, several teams

Most Shutouts

3, Whitworth WA, 1960, 5 games

Most Consecutive Scoreless Innings

33, Grand Canyon AZ, 1980, 4 games

Fewest Hits Allowed

66, Georgia Southern, 1968, 7 games

26, Georgia Southern, 1960, 6 games

22, Glassboro State NJ, 1965, 5 games

14, Carson-Newman TN, 1965, 4 games

Most Hits Allowed

78, Nebraska-Omaha, 1959, 7 games

63, High Point NC, 1979, 6 games

59, Winthrop SC, 1981, 5 games

49, Lewis IL, 1971, 4 games

Most Runs Allowed

50, Nebraska-Omaha, 1959, 7 games

49, David Lipscomb TN, 1971, 6 games

36, Lewis-Clark State ID, 1976, 5 games

36, St. Cloud State MN, 1976, 5 games

36, Southeastern Oklahoma, 1981, 4 games

TEAM WORLD SERIES
Pitching (cont'd.)

Fewest Bases on Balls

21, Georgia Southern, 1968, 7 games
13, West Liberty State WV, 1964, 6 games
11, U.S. International CA, 1973, 5 games
6, Sam Houston TX, 1963, 4 games

Most Bases on Balls

40, Nebraska-Omaha, 1959, 7 games
46, David Lipscomb TN, 6 games
39, St. Cloud State MN, 1969, 5 games
32, Southeastern Oklahoma, 1981, 4 games

Fewest Strikeouts

28, Nebraska-Omaha, 1959, 7 games
25, Lewis-Clark State ID, 1982, 6 games
17, Lewis IL, 1980, 5 games
14, Glassboro State NJ, 1969, 4 games

Most Chances Accepted

291, Georgia Southern, 1968, 7 games
274, West Liberty WV, 1964, 6 games
224, William Jewell MO, 1968, 5 games
181, Lewis IL, 1971, 4 games

Most Assists

83, Nebraska-Omaha, 1959, 7 games
84, Grand Canyon AZ, 1981, 6 games
72, Winthrop SC, 1981, 5 games
64, Lewis IL, 1971, 4 games

Most Errors

20, Nebraska-Omaha, 1959, 7 games
25, Linfield OR, 1971, 6 games
17, Lewis-Clark State ID, 1976, 5 games

Most Strikeouts

45, Georgia Southern, 1968, 7 games
56, East Carolina NC, 1961, 6 games
62, Whitworth WA, 1960, 5 games
65, Carson-Newman TN, 1965, 4 games

Lowest Earned Run Average

3.19, Georgia Southern, 1968, 7 games (23 ER, 65 IP)
0.85, Northeastern Louisiana, 1970, 6 games (5 ER,
52.2 IP)
1.00, Grambling LA, 1964, 5 games (5 ER, 45 IP)
1.00, Lewis IL, 1975, 5 games (5 ER; 45 IP)
0.79, Georgia Southern, 1962, 4 games (3 ER, 34 IP)

Most Hit Batsmen

6, Georgia Southern, 1960, 6 games

Fielding

Most Errors, (cont'd.)

17, Azusa Pacific CA, 1982, 5 games
16, Nebraska-Omaha, 1961, 4 games

Most Double Plays

11, Winthrop SC, 1981

Most Triple Plays

1, Sam Houston TX, 1962

Best Fielding Percentage

.949, Georgia Southern, 1968, 7 games
.978, Eastern Michigan, 1970, 6 games
.985, Lewis IL, 1975, 5 games
.988, Glassboro State NJ, 1969, 4 games
.988, LaVerne CA, 1975, 4 games

TEAM MISCELLANEOUS

Most Runners Left on Base, Game

16, Southwestern Oklahoma vs Western Illinois, 1957
16, Nebraska-Omaha vs Grambling LA, 1961
16, Lewis-Clark State ID vs Point Park PA, 1980
16, Grand Canyon AZ vs William Jewell MO, 1981
16, Lubbock Christian TX vs St. Xavier IL, 1982

Most Runners Left on Base, World Series

65, Grand Canyon AZ, 1981

Most Years in World Series

10, Lewis IL

Most Games Won in Tournament

30, Lewis IL

Most Consecutive Victories in Tournament

17, Grand Canyon AZ, 1980-82

Longest Game (Innings)

16, Defiance OH vs Winona State MN, 1961
16, Wartburg IA vs West Liberty WV, 1964

Longest Game (Time)

4:40, San Diego State CA vs Southwestern Oklahoma,
1958

Shortest Game (Time)

1:38, Valdosta State GA vs Malone OH, 1973

Most Players used in Game, Both Teams

34, Bemidji State MN (19), vs St. Xavier IL (15), 1982

Most Players Used in Game

19, Bemidji State MN vs St. Xavier IL, 1982

TOURNAMENT OVERALL RECORDS

Highest Batting Average, all teams, .291, 1971
Lowest Batting Average, all teams, .194, 1962
Highest Earned run Average, all teams, 5.61, 1981
Lowest Earned Run Average, all teams, 1.89, 1965
Highest Fielding Average, all teams, .956, 1967
Lowest Fielding Average, all teams, .916, 1961
Most Hits, all teams, 367, 1981
Most Runs, all teams, 231, 1981
Most Doubles, all teams, 56, 1981
Most Triples, all teams, 38, 1971

Most Home Runs, all teams, 25, 1981
Most Runs Batted In, all teams, 206, 1981
Most Bases on Balls Received, all teams, 182, 1982
Most Hit Batsmen, all teams, 18, 1959, 1960
Most Stolen Bases, all teams, 62, 1980, 1981
Most Times Striking Out, all teams, 233, 1961
Most Double Plays, all teams, 33, 1982
Most Errors, all teams, 103, 1961
Most Left on Base, all teams, 316, 1981

WON-LOST RECORDS IN TOURNAMENT PLAY

<u>Team (Years Participated)</u>	<u>Years</u>	<u>Won</u>	<u>Lost</u>	<u>Pct.</u>	<u>1st</u>	<u>2nd</u>	<u>3rd</u>	<u>4th</u>
Adams State CO (1958)	1	0	2	.000	0	0	0	0
Anderson IN (1965)	1	0	2	.000	0	0	0	0
Appalachian State NC (1969-71)	2	0	4	.000	0	0	0	0
Azusa Pacific CA (1981-82)	2	5	4	.556	0	0	2	0
Bemidji State MN (1982)	1	0	2	.000	0	0	0	0
Birmingham Southern AL (1975-79-82)	3	1	6	.143	0	0	0	0
Buena Vista IA (1957-68)	2	1	4	.200	0	0	0	1
California State PA (1962-63)	2	1	4	.200	0	0	0	0
Carson-Newman TN (1965)	1	4	0	1.000	1	0	0	0
Central Arkansas (1959)	1	1	2	.333	0	0	0	0
Central Washington (1968-70)	2	2	4	.333	0	0	1	0
Coastal Carolina SC (1978-80-82)	3	3	6	.333	0	0	0	1
Creighton NE (1958)	1	1	2	.333	0	0	0	1
David Lipscomb TN (1971-72-74-77-78-79-80-81)	8	20	14	.588	2	2	0	1
Defiance OH (1961)	1	1	2	.333	0	0	0	0
East Carolina NC (1961-63)	2	8	3	.727	1	0	1	0
Eastern Connecticut (1973-75)	2	5	4	.556	0	1	1	0
Eastern Illinois (1964)	1	0	2	.000	0	0	0	0
Eastern Michigan (1967-68-70)	3	8	5	.615	1	0	0	1
Elon NC (1958)	1	1	2	.333	0	0	0	0
Emporia State KS (1969-70-76-78)	4	7	7	.500	1	0	1	0
Fairmont State WV (1958)	1	1	2	.333	0	0	0	0
Florida A&M (1962)	1	0	2	.000	0	0	0	0
Fort Hays State KS (1974)	1	0	2	.000	0	0	0	0
Frostburg State MD (1972)	1	1	2	.333	0	0	0	0
George Mason VA (1976)	1	1	2	.333	0	0	0	0
Georgia Southern (1960-62-64-67-68)	5	16	8	.667	1	2	1	0
Glassboro State NJ (1965-67-68-69)	4	10	8	.556	0	1	1	1
Grambling State LA (1961-63-64-67)	4	10	8	.556	0	2	0	0
Grand Canyon AZ (1969-71-73-80-81-82)	6	19	6	.760	3	0	0	0
Guilford NC (1966-76)	2	2	4	.333	0	0	0	1
High Point NC (1972-74-79)	3	4	6	.400	0	1	0	0
Indiana PA (1960-71)	2	3	4	.429	0	0	1	0
Indiana State (1958)	1	1	2	.333	0	0	0	0
John Brown AR (1980-81)	2	0	4	.000	0	0	0	0
Kearney State NE (1967)	1	0	2	.000	0	0	0	0
Kentucky State (1976)	1	2	2	.500	0	0	1	0
LaVerne CA (1969-72-74-75-77)	5	17	8	.680	1	1	3	0
Lewis IL (1962-63-66-71-72-74-75-76-77-80)	10	30	15	.667	3	2	2	1
Lewis-Clark State ID (1976-78-79-80-81)	5	13	10	.565	0	2	2	0
Liberty Baptist VA (1981-82)	2	3	4	.429	0	0	0	0
Lincoln Memorial TN (1957)	1	1	2	.333	0	0	0	0
Linfield OR (1966-71)	2	9	1	.900	2	0	0	0
Livingston AL (1970)	1	2	2	.500	0	0	1	0
Lubbock Christian TX (1977-80-81-82)	4	3	8	.273	0	0	0	1
Malone OH (1973)	1	0	2	.000	0	0	0	0
Mayville State ND (1958-63-64)	3	4	5	.444	0	0	0	0
Minot State ND (1962)	1	0	2	.000	0	0	0	0
Missouri Southern (1978)	1	3	2	.600	0	1	0	0
Missouri Valley (1966)	1	1	2	.333	0	0	0	0
Missouri Western (1975)	1	1	2	.333	0	0	0	0
Monmouth NJ (1977)	1	0	2	.000	0	0	0	0
Morningside IA (1960)	1	0	2	.000	0	0	0	0
Nebraska-Omaha (1959-60-61-65-66)	5	11	10	.524	0	2	1	0
Newberry SC (1977)	1	0	2	.000	0	0	0	0
New Haven CT (1966-70)	2	2	4	.333	0	0	1	0
New Mexico Highlands (1966-67)	2	5	2	.714	1	0	0	0
North Carolina-Wilmington (1975)	1	0	2	.000	0	0	0	0
Northeastern Louisiana (1970)	1	4	2	.667	0	1	0	0
Occidental CA (1967)	1	2	2	.500	0	0	0	1
Oklahoma Christian (1972)	1	2	2	.500	0	0	1	0
Ozarks, College of AR (1957-58)	2	1	4	.200	0	0	0	0
Paterson State NJ (1959)	1	0	2	.000	0	0	0	0
Pembroke State NC (1970-73)	2	1	4	.200	0	0	0	0
Pfeiffer NC (1968)	1	1	2	.333	0	0	0	0
Phillips OK (1973-75)	2	1	4	.200	0	0	0	0
Point Park PA (1974-78-79-80)	4	6	8	.429	0	0	1	1
Portland State OR (1962)	1	3	2	.600	0	1	0	0
Rollins FL (1957-59)	2	4	3	.571	0	1	1	0
Sacramento State CA (1961)	1	4	2	.667	0	1	0	0
St. Cloud State MN (1958-69)	2	6	3	.667	0	0	2	0
St. Francis IL (1978)	1	1	2	.333	0	0	0	0
St. Mary's TX (1976)	1	1	2	.333	0	0	0	0
St. Xavier IL (1979-82)	2	5	4	.556	0	0	1	1

WON-LOST RECORDS IN TOURNAMENT PLAY (cont'd.)

<u>Team (Years Participated)</u>	<u>Years</u>	<u>Won</u>	<u>Lost</u>	<u>Pct.</u>	<u>1st</u>	<u>2nd</u>	<u>3rd</u>	<u>4th</u>
Sam Houston State TX (1960-61-62-63-64-65-72-74-75)	9	20	16	.556	1	2	2	3
San Diego State CA (1958)	1	3	0	1.000	1	0	0	0
Simpson IA (1958)	1	3	1	.750	0	0	0	0
Slippery Rock PA (1961)	1	0	2	.000	0	0	0	0
Southern-Baton Rouge LA (1959-60-65-66)	4	9	7	.563	1	0	2	0
Southern Illinois (1959-60)	2	1	4	.200	0	0	0	0
Southeastern Oklahoma (1977-79-80-81)	4	7	8	.467	0	1	1	0
Southwestern Oklahoma (1957-58-71)	3	5	4	.556	0	1	0	0
Spring Arbor MI (1981)	1	1	2	.333	0	0	0	0
Sul Ross State TX (1957-58-59-68)	4	5	6	.455	1	0	0	0
Taylor IN (1969)	1	1	2	.333	0	0	0	0
U.S. International CA (1963-73)	2	5	2	.714	1	0	0	0
Valdosta State GA (1973)	1	2	2	.500	0	0	1	0
Wartburg IA (1964)	1	1	2	.333	0	0	0	0
West Liberty State WV (1964)	1	5	1	.833	1	0	0	0
Western Illinois (1957)	1	2	1	.667	0	0	1	0
Western Washington (1959-64-65)	3	3	6	.333	0	0	0	1
Whitworth WA (1960)	1	4	1	.800	1	0	0	0
William Carey MS (1969-78)	2	4	3	.571	1	0	0	0
William Jewell MO (1957-67-68-70-76-77-80-81)	8	8	15	.348	1	0	0	0
Winona State MN (1961-62-63-72)	4	4	8	.333	0	0	0	2
Winthrop SC (1981)	1	3	2	.600	0	1	0	0
Wisconsin-LaCrosse (1979)	1	1	2	.333	0	0	0	0
Wisconsin-Oshkosh (1971-73-74)	3	4	6	.400	0	0	1	0
Wisconsin-Whitewater (1965)	1	1	2	.333	0	0	0	0

NOTE: Teams tied for 3rd and 4th places are listed under 3rd place only.

NAIA WORLD SERIES SCORES

1957

Sul Ross State TX 9, William Jewell MO 2	College of Ozarks 7, SW Oklahoma 3
Buena Vista IA 9, Lincoln Memorial TN 8	Sul Ross 8, Buena Vista 6
Western Illinois 13, Southwestern Oklahoma 12	Rollins 7, Western Illinois 4
Rollins FL 9, College of Ozarks AR 7	Western Illinois 14, Buena Vista 6
Lincoln Memorial 11, William Jewell 8	Sul Ross 8, Rollins 7 (championship)

1958

Mayville State ND 15, College of Ozarks AR 6	St. Cloud 12, Sul Ross TX 8
Fairmont State WV 6, Simpson IA 3	Sul Ross 7, Adams State 6
Elon NC 10, Indiana State 8	Simpson 8, College of Ozarks 6
St. Cloud State MN 9, Adams State CO 0	SW Oklahoma 6, Creighton 3
SW Oklahoma 11, Mayville State 1	San Diego State 17, St. Cloud 0
Creighton NE 12, Fairmont State 1	Sul Ross 10, Indiana State 1
College of Ozarks 13, Mayville State 12	Simpson 13, Sul Ross 10
Simpson 16, Fairmont State 2	St. Cloud 6, Creighton 5
San Diego State CA 11, Elon 1	San Diego State 23, SW Oklahoma 9 (championship)
Indiana State 12, Elon 6	

1959

Omaha NE 15, Paterson State NJ 5	Western Washington 6, Arkansas Teachers 3
Rollins FL 16, Arkansas State Teachers 5	Omaha 6, Southern Illinois 1
Western Washington 3, Southern Illinois 2	Omaha 12, Western Washington 4
Southern LA 4, Sul Ross TX 3	Southern 8, Rollins 3
Rollins 11, Omaha 4	Omaha 13, Rollins 11
Southern 7, Western Washington 6	Omaha 17, Southern 9
Arkansas State 12, Paterson State 11	Southern 10, Omaha 2 (championship)
Southern Illinois 5, Sul Ross 0	

1960

Southern LA 3, Southern Illinois 1	Georgia Southern 5, Indiana 2
Georgia Southern 4, Omaha NE 2	Sam Houston 4, Omaha 1
Sam Houston TX 6, Indiana PA 1	Whitworth 7, Southern 0
Whitworth WA 10, Morningside IA 4	Georgia Southern 12, Whitworth 1
Indiana 2, Southern Illinois 1	Southern 8, Sam Houston 6
Omaha 8, Morningside 1	Georgia Southern 3, Southern 1
Southern 10, Sam Houston 8	Whitworth 4, Georgia Southern 0 (championship)
Whitworth 1, Georgia Southern 0	

1961

East Carolina NC 8, Winona State MN 4	East Carolina 9, Grambling 4
Sam Houston TX 10, Defiance OH 0	Omaha 9, Defiance 1
Omaha NE 2, Sacramento State CA 1	Sacramento State 13, Sam Houston 1
Grambling LA 8, Slippery Rock PA 2	East Carolina 11, Omaha 3
East Carolina 7, Sam Houston 4	Sacramento 4, Grambling 2
Grambling 4, Omaha 1	Sacramento 14, East Carolina 5
Defiance 10, Winona State 9	East Carolina 13, Sacramento 7 (championship)
Sacramento State 5, Slippery Rock 3	

NAIA WORLD SERIES SCORES (cont'd.)

1962

Portland State OR 2, Florida A&M 1
Sam Houston TX 4, Lewis IL 1
Georgia Southern 8, Minot State ND 3
Winona State MN 6, California PA 4
Lewis 5, Florida A&M 4
California State 2, Minot State 1
Portland State 5, Sam Houston 3

Georgia Southern 1, Winona State 0
Lewis 1, Sam Houston 0
Winona State 7, California State 0
Georgia Southern 5, Portland State 2
Lewis 5, Winona State 3
Portland State 8, Lewis 1
Georgia Southern 2, Portland State 0 (championship)

1963

Lewis IL 1, California Western 0
Grambling LA 5, East Carolina NC 4
Sam Houston TX 21, California State PA 1
Mayville State ND 13, Winona State MN 11
East Carolina 5, California Western 0
Winona State 4, California State 1
Grambling 6, Lewis 1

Sam Houston 5, Mayville State 0
East Carolina 3, Mayville State 1
Winona State 12, Lewis 3
Sam Houston 6, Grambling 3
East Carolina 10, Winona State 2
Grambling 7, East Carolina 5
Sam Houston 2, Grambling 1 (championship)

1964

Sam Houston TX 3, Eastern Illinois 1
Georgia Southern 11, Mayville State ND 7
Wartburg IA 2, West Liberty WV 1
Grambling LA 3, Western Washington 2
Eastern Illinois 9, Mayville State 0 (forfeit)
West Liberty 6, Western Washington 2
Georgia Southern 5, Sam Houston 4

Grambling 3, Wartburg 1
Wartburg 9 Mayville State 0 (forfeit)
West Liberty 2, Sam Houston 1
Grambling 4, Georgia Southern 0
West Liberty 5, Georgia Southern 0
West Liberty 6, Grambling 4
West Liberty 3, Grambling 2 (championship)

1965

Omaha NE 3, Glassboro State NJ 0
Sam Houston TX 7, Southern LA 0
Western Washington 3, Anderson IN 0
Carson-Newman TN 4, Wisconsin-Whitewater 3
Glassboro State 10, Southern 1
Wisconsin-Whitewater 3, Anderson 2
Omaha 4, Sam Houston 0

Carson-Newman 8, Western Washington 4
Glassboro State 5, Western Western Washington 2
Sam Houston 7, Wisconsin-Whitewater 2
Carson-Newman 4, Omaha 1
Glassboro State 2, Sam Houston 0
Omaha 7, Glassboro State 5
Carson-Newman 3, Omaha 2 (championship)

1966

Linfield OR 4, Guilford NC 2
Lewis IL 10, New Haven CT 6
Missouri Valley 6, New Mexico Highlands 5
Southern LA 9, Omaha NE 7
Guilford 7, New Haven 3
New Mexico Highlands 7, Omaha 3
Linfield 8, Lewis 2

Southern 10, Missouri Valley 3
Lewis 8, New Mexico Highlands 0
Guilford 3, Missouri Valley 2
Lewis 8, Guilford 6
Linfield 11, Southern 4
Lewis 7, Southern 6
Linfield 15, Lewis 4 (championship)

1967

Glassboro State NJ 5, Occidental CA 1
New Mexico Highlands 5, Kearney State NE 3
Georgia Southern 8, Eastern Michigan 2
Grambling LA 8, William Jewell MO 2
Occidental 10, Kearney State 4
Eastern Michigan 1, William Jewell 0
New Mexico Highlands 5, Glassboro State 4

Grambling 6, Georgia Southern 5
Glassboro State 6, Eastern Michigan 3
Occidental 2, Georgia Southern 1
New Mexico Highlands 7, Grambling 2
Glassboro State 2, Occidental 1
Glassboro State 2, Grambling 1
New Mexico Highlands 6, Glassboro State 1 (championship)

1968

Central Washington 7, Sul Ross TX 3
Pfeiffer NC 6, Glassboro State NJ 3
Eastern Michigan 14, Georgia Southern 7
William Jewell MO 4, Buena Vista IA 3
Glassboro State 4, Sul Ross 1
Georgia Southern 7, Buena Vista 2
Central Washington 6, Pfeiffer 2
William Jewell 4, Eastern Michigan 3
William Carey MS 8, Appalachian State NC 4
Glassboro State NJ 1, Grand Canyon AZ 0
St. Cloud MN 4, Taylor IN 0
LaVerne CA 12, Emporia State KS 3
Grand Canyon 9, Appalachian State 4
Taylor 6, Emporia State 5
William Carey 2, Glassboro State 1
LaVerne 12, St. Cloud 2

Eastern Michigan 7, Glassboro State 2
Georgia Southern 10, Pfeiffer 5
William Jewell 6, Central Washington 4
Georgia Southern 4, Eastern Michigan 0
Georgia Southern 5, Central Washington 1
Georgia Southern 6, William Jewell 4
William Jewell 4, Georgia Southern 3 (championship)

1969

New Haven CT 5, Livingston AL 4
Eastern Michigan 2, Emporia State KS 1
William Jewell MO 4, Central Washington 3
Northeastern Louisiana 8, Pembroke State NC 3
Livingston 2, Emporia State 1
Pembroke State 5, Central Washington 2
Eastern Michigan 4, New Haven 2
Northeastern Louisiana 8, William Jewell 0

St. Cloud 5, Grand Canyon 4
Glassboro State 3, Taylor 2
William Carey 4, LaVerne 1
St. Cloud 5, Glassboro 3
LaVerne 17, St. Cloud 6
LaVerne 10, William Carey 4
William Carey 5, LaVerne 3 (championship)

1970

New Haven 7, Pembroke State 6
Livingston 5, William Jewell 2
Eastern Michigan 6, Northeastern Louisiana 4
Northeastern Louisiana 8, New Haven 7
Eastern Michigan 3, Livingston 2
Northeastern Louisiana 7, Eastern Michigan 6
Eastern Michigan 1, Northeastern Louisiana 0
(championship)

NAIA WORLD SERIES SCORES (cont'd.)

1971

SW Oklahoma 9, Wisconsin-Oshkosh 5
 Indiana PA 7, Appalachian State NC 5
 Lewis IL 13, David Lipscomb TN 4
 Linfield OR 10, Grand Canyon AZ 9
 Wisconsin-Oshkosh 7, Grand Canyon 3
 David Lipscomb 14, Appalachian State 13
 Indiana 11, Lewis 9
 Linfield 9, SW Oklahoma 6

David Lipscomb 4, SW Oklahoma 3
 Lewis 7, Wisconsin-Oshkosh 3
 Linfield 6, Indiana 5
 David Lipscomb 6, Indiana 5
 Linfield 7, Lewis 2
 David Lipscomb 7, Linfield 6
 Linfield 9, David Lipscomb 8 (championship)

1972

Frostburg State MD 1, Oklahoma Christian 0
 David Lipscomb TN 13, High Point NC 1
 LaVerne CA 4, Winona State MN 3
 Lewis IL 4, Sam Houston TX 3
 Oklahoma Christian 5, Winona State 3
 Sam Houston 9, High Point 4
 LaVerne 7, Frostburg State 6

David Lipscomb 3, Lewis 2
 Oklahoma Christian 5, Lewis 4
 Sam Houston 16, Frostburg State 3
 LaVerne 5, David Lipscomb 4
 David Lipscomb 7, Oklahoma Christian 1
 LaVerne 8, Sam Houston 6
 LaVerne 4, David Lipscomb 1 (championship)

1973

U.S. International CA 5, Malone OH 4
 Eastern Connecticut 9, Wisconsin-Oshkosh 4
 Phillips OK 4, Valdosta State GA 3
 Grand Canyon AZ 3, Pembroke State NC 2
 Valdosta State 2, Malone 0
 Wisconsin-Oshkosh 3, Pembroke State 1
 U.S. International 4, Phillips 2

Eastern Connecticut 7, Grand Canyon 5
 Valdosta State 10, Grand Canyon 8
 Wisconsin-Oshkosh 8, Phillips 0
 U.S. International 8, Eastern Connecticut 1
 Eastern Connecticut 3, Valdosta State 2
 U.S. International 8, Wisconsin-Oshkosh 5
 U.S. International 7, Eastern Connecticut 2
 (championship)

1974

LaVerne CA 4, Point Park PA 1
 Lewis IL 4, High Point NC 1
 Point Park PA 2, High Point NC 1
 Sam Houston TX 5, Fort Hays State KS 0
 David Lipscomb TN 6, Wisconsin-Oshkosh 0
 Wisconsin-Oshkosh 11, Fort Hays State 3
 Lewis 8, LaVerne 7
 Sam Houston 4, David Lipscomb 0

Point Park 5, David Lipscomb 1
 LaVerne 8, Wisconsin-Oshkosh 2
 Sam Houston 6, Lewis 1
 Lewis 6, Point Park 3
 LaVerne 4, Sam Houston 2
 Sam Houston 5, LaVerne 4
 Lewis 3, Sam Houston 2 (championship)

1975

Lewis IL 4, Phillips OK 2
 Sam Houston TX 2, Missouri Western 1
 Missouri Western 7, Phillips 6
 LaVerne CA 8, UNC-Wilmington 0
 Eastern Connecticut 3, Birmingham-Southern AL 1
 Birmingham-Southern 9, UNC-Wilmington 3
 Lewis 4, Sam Houston 1

Eastern Connecticut 3, LaVerne 0
 LaVerne 4, Missouri Western 1
 Sam Houston 10, Birmingham-Southern 5
 Lewis 6, Eastern Connecticut 5
 Sam Houston 7, Eastern Connecticut 0
 Lewis 7, LaVerne 1
 Lewis 2, Sam Houston 1 (championship)

1976

Emporia State KS 7, Guilford NC 4
 Kentucky State 7, Lewis-Clark State ID 2
 Lewis-Clark State 4, Guilford 1
 George Mason VA 2, St. Mary's TX 1
 Lewis IL 8, William Jewell MO 3
 St. Mary's 3, William Jewell 0
 Kentucky State 2, Emporia State 0

Lewis 7, George Mason 3
 Emporia State 9, St. Mary's 5
 Lewis-Clark State 17, George Mason 8
 Lewis 9, Kentucky State 6
 Lewis-Clark State 5, Kentucky State 4
 Lewis 2, Emporia State 1
 Lewis 16, Lewis-Clark State 8 (championship)

1977

SE Oklahoma 13, Newberry SC 0
 LaVerne CA 11, David Lipscomb TN 1
 David Lipscomb 8, Newberry 3
 Lubbock Christian TX 17, Monmouth NJ 2
 Lewis IL 13, William Jewell MO 2
 William Jewell 6, Monmouth 2
 LaVerne 7, SE Oklahoma 1
 Lewis 5, Lubbock Christian 0

SE Oklahoma 10, William Jewell 3
 David Lipscomb 7, Lubbock Christian 1
 LaVerne 11, Lewis 3
 SE Oklahoma 6, Lewis 5
 David Lipscomb 4, LaVerne 2
 SE Oklahoma 8, LaVerne 7
 David Lipscomb 2, SE Oklahoma 1 (championship)

1978

Lewis-Clark State ID 5, William Carey MS 2
 Missouri Southern 4, Emporia State KS 0
 Emporia State 6, William Carey 5
 David Lipscomb TN 6, St. Francis IL 3
 Point Park PA 3, Coastal Carolina SC 1
 St. Francis 11, Coastal Carolina 5
 Missouri Southern 6, Lewis-Clark State 4
 David Lipscomb 11, Point Park 5

Lewis-Clark State 3, St. Francis 1
 Emporia State 7, Point Park 4
 Missouri Southern 16, David Lipscomb 5
 Lewis-Clark State 5, David Lipscomb 2
 Emporia State 2, Missouri Southern 0
 Emporia State 4, Lewis-Clark State 1
 Emporia State 8, Missouri Southern 6 (championship)

NAIA WORLD SERIES SCORES (cont'd.)

1979

Wisconsin-LaCrosse 2, Lewis-Clark State ID 1
 David Lipscomb TN 3, St. Xavier IL 2
 St. Xavier 7, Lewis-Clark State 1
 SE Oklahoma 4, Point Park PA 3
 High Point NC 3, Birmingham-Southern AL 2
 Point Park 5, Birmingham-Southern 3
 David Lipscomb 12, Wisconsin-LaCrosse 2
 High Point 9, SE Oklahoma 8

Point Park 8, Wisconsin-LaCrosse 4
 St. Xavier 4, SE Oklahoma 3
 David Lipscomb 6, High Point 3
 High Point 4, St. Xavier 2
 Point Park 3, David Lipscomb 2
 High Point 10, Point Park 6
 David Lipscomb 5, High Point 4 (championship)

1980

Grand Canyon AZ 9, Lewis-Clark State ID 2
 William Jewell MO 11, SE Oklahoma 5
 Lewis IL 7, John Brown AR 4
 Coastal Carolina SC 3, David Lipscomb TN 0
 Lewis-Clark State 8, SE Oklahoma 4
 David Lipscomb 3, John Brown 2
 Grand Canyon 6, Lubbock Christian TX 0
 Coastal Carolina 4, Point Park PA 1
 Lubbock Christian 8, David Lipscomb 5

Lewis-Clark State 12, Point Park 7
 Grand Canyon 3, William Jewell 0
 Lewis 7, Coastal Carolina 3
 Lubbock Christian 10, William Jewell 4
 Lewis-Clark State 4, Coastal Carolina 2
 Grand Canyon 2, Lewis 1
 Lewis 7, Lubbock Christian 2
 Grand Canyon 9, Lewis-Clark State 4
 Grand Canyon 5, Lewis 4 (championship)

1981

Grand Canyon AZ 11, David Lipscomb TN 7
 William Jewell MO 10, John Brown AR 6
 Winthrop SC 4, Spring Arbor MI 3
 Liberty Baptist VA 8, Lubbock Christian TX 5
 David Lipscomb 6, John Brown 3
 Spring Arbor 6, Lubbock Christian 1
 Grand Canyon 8, SE Oklahoma 5
 Liberty Baptist 5, Azusa Pacific CA 4
 SE Oklahoma 7, Spring Arbor 5


Azusa Pacific 7, David Lipscomb 4
 Grand Canyon 9, William Jewell 3
 Winthrop 4, Liberty Baptist 1
 SE Oklahoma 13, William Jewell 12
 Azusa Pacific 11, Liberty Baptist 1
 Grand Canyon 9, Winthrop 2
 Winthrop 11, SE Oklahoma 10
 Grand Canyon 12, Azusa Pacific 3
 Grand Canyon 11, Winthrop 4 (championship)

1982

Lewis-Clark State ID 2, Southeastern Oklahoma 0
 Coastal Carolina SC 5, Birmingham-Southern AL 4
 Liberty Baptist VA 7, St. Xavier IL 5
 Azusa Pacific CA 9, Lubbock Christian TX 8
 SE Oklahoma 13, Birmingham-Southern 9
 St. Xavier 7, Lubbock Christian 6
 Lewis-Clark State 11, Bemidji State MN 5
 Grand Canyon AZ 16, Azusa Pacific 4
 St. Xavier 21, Bemidji State MN 12

Azusa Pacific 2, SE Oklahoma 1
 Lewis-Clark State 8, Coastal Carolina 7
 Grand Canyon 5, Liberty Baptist 3
 Azusa Pacific 9, Liberty Baptist 2
 St. Xavier 7, Coastal Carolina 3
 Grand Canyon 3, Lewis-Clark State 1
 Lewis-Clark State 2, Azusa Pacific 1
 Grand Canyon 6, St. Xavier 4
 Grand Canyon 10, Lewis-Clark State 6 (championship)

MEN'S BASKETBALL



45TH ANNUAL -1982 MEN'S DIVISION
1982 NATIONAL TOURNAMENT RESULTS

FIRST ROUND

HANOVER IN (49)--Joe Brunk 6-1-13; Bart Pflum 1-0-2 Dave Snyder 6-3-15; Bill Williams 3-3-9; Steve Avila 5-0-10. Totals: 21-7-49	WESTMINSTER PA (39)--Craig Randall 5-1-11; Tommy King 2-4-8; Ron Lloyd 2-2-6; Dave Richards 1-2-4; Kevin Haynes 1-0-2; Herb Luckey 4-0-8. Totals: 15-3-39
Hanover 24 25=49 Westminster 23 16=39	
STEPHEN F. AUSTIN TX (48)-- Hiram Harrison 4-3-11; Dan Ostrander 1-1-3; John Henry 2-0-4; Winston Harrison 1-0-2; Alan Howard 0-4-4; Chris Hagan 6-4-16; Gordy Connally 2-0-4; Otho Fields 2-0-4. Totals: 18-12-48.	SAGINAW VALLEY MI (60)--Terry Gates 4-3-11; Rob Fleener 1-0-2; Dan Farley 0-0-0; Lamaar Edwards 7-6-20; Louis O'Neal 10-5-25; Jay Smith 1-0-2. Totals: 23-14-60.
Stephen F. Austin 20 28=48 Saginaw Valley 28 32=60	
PAUL QUINN TX (79)--Ray Stephens 2-1-5; Lorenza Scott 8-3-19; Leonard Vanduring 11-2-23; Quincy Sheidon 2-0-4; Robert Wright 0-0-0; James Carter 3-0-6; Carl Polk 9-2-20. Totals: 36-7-79	SOUTHERN TECH GA (84)--Baxter Thomas 9-0-18; Billy Bromell 6-1-13; Ricky Hudson 9-7-25; Mike Jones 1-1-3; Ronnie Ward 8-1-17; Clyde Franklin 1-0-2; Kenny Peterson 3-0-6. Totals: 37-10-84.
Paul Quinn 40 39=79 Southern Tech 42 42=84	
MOORHEAD STATE MN (82)--Michael Howard 5-5-15; Matt Brundige 8-11-27; Walt Whitaker 5-2-12; Chris Baxter 2-4-8; Manual Stancil 9-0-18; Tom Ferree 1-0-2. Totals: 30-22-82	CATAWBA NC (75)--Dwayne Grant 14-2-30; Dwayne Brewington 1-0-2; Matt Weber 3-0-6; Andrew Mathews 2-0-4; Bradd Eldridge 6-4-16; Art Rose 1-4-6; Maurice McDaniels 3-0-6; Bobby Vannoy 1-1-3; Ed Fowler 0-2-2. Totals: 31-13-75
Moorhead State 42 40=82 Catawba 44 31=75	
WISCONSIN-EAU CLAIRE (74)--Tom Saxelby 5-4-14; Rich DiBenedetto 11-4-26; Bob Coenen 2-1-5; Rick Dahl 9-1-19; Tony Carr 4-2-10. Totals: 31-12-74	MARY ND (73)--Kenny Hall 1-0-2; Kevin Olson 8-4-20; Mark Kielinski 5-0-10; Scott Kleinjan 8-8-24; Hank Takenalive 2-1-5; Tracy Porter 1-0-2; Steve Allemmand 0-6-6; Dan Buchholz 2-0-4. Totals: 27-19-73.
Wisconsin-Eau Claire 31 39 4=74 Mary 35 35 3=73	
WEST VIRGINIA TECH (66)--Kenny Smith 5-0-10; Robert Price 8-5-21; Mordecai Jasper 0-0-0; Steve Morrison 3-4-10; Sedale Threatt 9-1-19; Antoine Scott 2-0-4; Mike Sulesky 1-0-2. Totals: 28-10-66.	BIOLA CA (69)--Mark Sontoski 4-6-14; Wade Kirchmeyer 8-7-23; Pat McDougal 2-0-4; Warren Ellis 4-0-8; Rich Cundall 6-2-14; Bob Fiala 0-2-2; Herb Harper 1-2-4. Totals: 25-19-69.
West Virginia Tech 26 30 1 9=66 Biola 29 27 1 12=69	
WESTERN OREGON (76)--Mark Leader 6-4-16; Brian Stockner 4-3-11; Dave Porter 3-2-8; Rebel Austin 1-0-2; Skip Kinney 6-2-14; Kevin Swanson 3-2-8; Doug Harris 6-0-12; Mark Gregg 2-0-4; Jeff Smith 0-1-1. Totals: 31-14-76.	MISSOURI WESTERN (63)--Pete McNeal 6-9-21; Frank Wheeler 1-2-4; Kenny Brown 7-4-18; Tyrone Crawford 2-3-8; Jim Finley 1-0-2; Tony Bender 1-2-4; Dave Weber 2-2-6. Totals: 21-21-63
Western Oregon 42 34=76 Missouri Western 36 27=63	
KEARNEY STATE NE (92)--Mike Lynch 1-4-6; Pete Andersen 15-6-36; Crale Bauer 3-5-11; Doug Holtmeier 9-2-20; Les Adelung 3-1-7; Jeff Hoppes 4-3-11; Scott Johnson 0-1-1. Totals: 35-22-92.	DAVID LIPSCOMB TN (87)--Willis Smith 9-9-27; Alan Banks 8-6-22; Ed White 6-0-12; Ernest Brown 5-3-13; Keith Edwards 0-0-0; Rickey Bowers 3-0-6; Monty Hammontree 3-1-4. Totals: 34-19-87.
Kearney State 42 50=92 David Lipscomb 36 51=87	

FRANKLIN PIERCE NH (62)--Steve Sawyer 1-1-3; Tony Jones 3-0-6; Joseph Delancy 4-6-14; Larry Leach 6-6-18; Jeff Stevenson 2-1-5; Stuart Shapiro 8-0-16. Totals: 24-14-62.				SOUTH CAROLINA-SPARTANBURG (75)--Wendell Gibson 7-10-24; Odell Cleveland 3-0-6; Mike Gibson 11-3-25; James Holland 1-2-4; Doug Lightbody 3-2-8; Paul Small 3-0-6; Chris Brown 1-0-2. Totals: 29-17-75.
	Franklin Pierce	28	34=62	
	USC-Spartanburg	33	42=75	
HENDERSON STATE AR (53)--Alan Hayes 4-5-13; John Ware 0-2-2; Sylvester James 1-0-2; Terry Deloney 5-0-10; Bo Harris 7-2-16; Lewis Griffin 5-0-10. Totals: 22-9-53.				BIRMINGHAM-SOUTHERN AL (52)--Carl Flowers 0-0-0; James Harmon 8-3-19; Rennie Hardy 9-0-18; Bernard Lockhart 0-2-2; Carl Crosby 5-3-13. Totals: 22-8-52
	Henderson State	30	23=53	
	Birmingham-Southern	27	25=52	
ST. MARY'S TX (73)--Curtis Thomas 3-3-9; Ricky Hooker 10-0-20; Greg Hoffman 1-0-2; Harry O'Brien 3-0-6; Gary Gaspard 8-5-21; John Elliott 4-6-14; Lars Hedman 0-1-1. Totals: 29-15-73				XAVIER LA (57)--Clifton Gullett 6-3-15; Louis Williams 6-2-14; Dwayne Myers 0-1-1; Alvin Dukes 6-1-13; Tyrone Waivers 0-0-0; Eugene Johnson 5-0-10; Michael Taylor 1-0-2; Frank Joshua 1-0-2. Totals: 25-7-57.
	St. Mary's	32	41=73	
	Xavier	23	34=57	
CUMBERLAND KY (65)--Adrian Hayes 8-0-16; Carmen Black 0-0-0; Gerald Weatherspoon 4-3-11; Edward Bowden 6-2-14; Rich Richardson 4-0-8; Robert Jones 4-3-11; Shon Bearup 1-0-2; Ricky Walton 0-1-1; El Tegra Cowart 0-2-2. Totals: 27-11-65				CENTRAL WASHINGTON (74)--John Harper 4-4-12; Steve Pudists 10-0-20; Dale Daniels 4-2-10; David Williams 5-2-12; Scott Tri 4-1-9; John Holtmann 4-0-8; Scott Bardwell 1-1-3. Totals: 32-10-74
	Cumberland	30	35=65	
	Central Washington	31	43=74	
QUINCY IL (95)--Phil Gary 2-4-6; Keith Douglas 16-0-32; Gary Kerkemeyer 2-0-4; Mike Rudd 7-1-15; Chris Jones 5-0-10; John Csima 0-1-1; Bill Lillwitz 2-3-7; Steve Ball 3-2-8; Brent Clemmons 3-2-8; Mike Kohlenberger 1-0-2. Totals: 41-13-95.				CEDARVILLE OH (65)--Drew Baker 3-2-8; David Carr 3-2-8; Tim Danube 3-3-9; Tom Greve 1-0-2; Mark Womack 7-1-15; Todd Hamlet 4-1-9; Tim Pryor 4-4-12; Mike Smart 1-0-2; Totals: 26-13-65.
	Quincy	41	54=95	
	Cedarville	30	35=65	
OKLAHOMA CHRISTIAN (64)--Norvell Brown 7-1-15; John Camargo 1-0-2; Ron Webb 8-4-20; Kelly Jobe 3-0-6; Ed Stewart 4-2-10; Tim Salyer 1-0-2; George Dotson 1-0-2; Donnie Husband 0-2-2; Aaron Hardaway 2-1-5. Totals: 27-10-64				HAMPTON INSTITUTE VA (65)--Gerald Moore 0-3-3; Al Godwin 4-0-8; Greg Hines 7-2-16; Tony Washington 6-7-19; Hank Hankerson 2-2-6; Zack Owens 2-5-9; Larry Garrick 1-0-2; Cedric Miller 1-0-2. Totals: 23-19-65.
	Oklahoma Christian	34	30=64	
	Hampton Institute	29	36=65	
WASHBURN KS (68)--Gary Carrier 1-1-3; Dave Nelson 7-1-15; Lamell Adams 0-0-0; Kyle Unruh 9-4-22; Rod Stacken 1-0-2; Kevin Weems 4-1-9; Kurt Budke 3-1-7; Tim Triggs 5-0-10. Totals: 30-8-68				ST. THOMAS AQUINAS NY (72)--Jim Cornish 1-2-4; Don Elmendorf 6-2-4; Greg Danzy 3-5-11; Cressie Williams 4-4-12; Jeff Coney 5-2-12; Thom Thorkelson 3-5-11; Andy Quilez 4-0-8. Totals: 26-20-72
	Washburn	34	34=68	
	St. Thomas Aquinas	30	42=72	
BRIAR CLIFF IA (60)--Mark Forbes 6-4-16; Jim Hardy 3-2-8; Israel Vigier 0-0-0; Reggie Grenald 5-6-16; Mario Galvez 5-2-12; Poncho Baker 0-2-2; Rolando Lawrence 3-0-6. Totals: 22-16-60				WESTERN NEW MEXICO (58)--Harold Ware 4-5-13; Kerry Williams 6-3-15; Virgil Jenkins 1-1-3; Gus Akers 0-0-0; Darryl Ransom 4-3-11; Terry Drake 3-2-8; Duffy Bryce 2-2-6; Greg Thompson 0-2-2. Totals: 20-18-58.
	Briar Cliff	34	16 10=60	
	Western New Mexico	34	16 8=58	

SECOND ROUND

HANOVER IN (76)--Joe Brunk 12-2-26; Bart Pflum 11-3-25; Dave Snyder 1-2-4; Bill Williams 5-1-11; Steve Avila 3-0-6; Todd Nelson 2-0-4. Totals: 34-8-76	KEARNEY STATE NE (77)--Mike Lynch 4-0-8; Crale Bauer 3-0-6; Pete Andersen 7-11-25; Les Adelong 5-0-10; Doug Holtmeier 8-4-20; Jeff Hoppes 3-0-6; Scott Johnson 0-2-2. Totals: 30-17-77.
Hanover 35 41=76	Kearney State 45 32=77
SAGINAW VALLEY MI (67)--Terry Oates 1-1-3; Rob Fleener 7-0-14; Dan Farley 0-0-0; Lamaar Edwards 7-7-21; Louis O'Neal 8-4-20; Jay Smith 4-0-8; Kurt David 0-1-1. Totals: 27-13-67	SOUTHERN TECH GA (61)--Baxter Thomas 9-0-18; Billy Bromell 5-0-10; Ricky Hudson 8-0-16; Mike Jones 0-0-0; Ronnie Ward 2-0-4; Kenny Peterson 2-2-6; Clyde Franklin 2-1-5; Allen Payne 1-0-2. Totals: 29-3-61.
Saginaw Valley 26 31 10=67	Southern Tech 37 20 4=61
USC-SPARTANBURG (63)--Wendell Gibson 8-4-20; Odell Cleveland 5-4-14; Mike Gibson 5-3-13; James Holland 3-6-12; Doug Lightbody 2-0-4. Totals: 23-17-63.	ST. MARY'S TX (53)--Curtis Thomas 2-1-5; Ricky Hooker 10-2-22; Greg Hoffman 0-0-0; Harry O'Brien 2-2-6; Gary Gaspard 7-0-14; Alan Johnston 2-0-4; John Elliott 1-0-2. Totals: 24-5-53
USC-Spartanburg 22 41=63	St. Mary's 27 26=53
HENDERSON STATE AR (70)--Alan Hayes 5-2-12; John Ware 4-3-11; Sylvester James 4-0-8; Terry Deloney 4-3-11; Bo Harris 2-10-14; Lewis Griffin 6-2-14; Totals: 25-20-70	MOORHEAD STATE MN (61)--Michael Howard 2-1-5; Matt Brundige 7-5-19; Walt Whitaker 4-4-12; Chris Baxter 0-2-2; Manual Stancil 2-4-8; Michael Turner 0-2-2; Tom Ferree 1-2-4; Ken Laffoon 1-0-2; Gary Miller 3-1-7. Totals: 20-21-61.
Henderson State 36 34=70	Moorhead State 29 32=61
QUINCY IL (56)--Phil Gary 2-4-8; Keith Douglas 9-7-25 Gary Kerkemeyer 0-0-0; Mike Rudd 1-1-3; Chris Jones 3-0-6; Steve Ball 1-0-2; Brent Clemmons 4-4-12. Totals: 20-16-56.	BIOLA CA (62)--Mark Sontoski 4-5-13; Wade Kirchmeyer 10-2-22; Pat McDougal 4-4-12; Warren Ellis 3-2-8; Rich Cundall 3-1-7. Totals: 24-14-62
Quincy 30 26=56	Biola 29 33=62
HAMPTON INSTITUTE VA(63)--Gerald Moore 0-0-0; Al Godwin 2-3-7; Greg Hines 7-8-22; Tony Washington 7-2-16; Hank Hankerson 2-1-5; Zack Owens 4-4-12; Jerome Nicholson 0-1-1. Totals: 22-19-63	CENTRAL WASHINGTON(49)--John Harper 2-1-5; Steve Pudists 2-1-5; Dale Daniels 2-0-4; Scott Tri 5-4-14; David Williams 5-2-12; John Holtmann 3-1-7; Byron Haley 1-0-2. Totals: 20-9-49
Hampton Institute 37 26=63	Central Washington 23 26=49
WISCONSIN-EAU CLAIRE (91)--Tom Saxelby 8-2-18; Rich DiBenedetto 7-1-15; Bob Coenen 1-1-3; Rick Dahl 4-0-8; Tony Carr 17-7-41; Gregg Jensen 1-0-2; Larry Brown 1-0-2; Paul Mattiacci 1-0-2. Totals: 40-11-91	ST. THOMAS AQUINAS NY (77)--Thom Thorkelson 5-7-17; Don Elmendorf 2-0-4; Greg Danzy 5-0-10; Cressie Williams 3-0-6; Jeff Coney 5-2-12; Andy Quilez 5-3-13; Jim Cornish 4-1-9; Carl Cascio 1-1-3; Tom Hurley 1-1-3. Totals: 31-15-77.
Wisconsin-Eau Claire 41 50=91	St. Thomas Aquinas 30 47=77
WESTERN OREGON (63)--Mark Leader 2-2-6; Brian Stockner 7-2-16; Dave Porter 7-4-18; Skip Kinney 3-0-6; Kevin Swanson 2-4-8; Doug Harris 2-2-6; Jeff Smith 1-1-3. Totals: 24-15-63.	BRIAR CLIFF IA (55)--Mark Forbes 6-2-14; Jim Hardy 8-4-20; Israel Vigier 1-0-2; Reggie Grenald 1-4-6; Mario Galvez 1-0-2; Poncho Baker 2-0-4; Jon Hale 1-0-2; Vince Duncan 2-1-5. Totals: 22-11-55.
Western Oregon 38 25=63	Briar Cliff 32 23=55

QUARTERFINALS

SAGINAW VALLEY MI (40)--Terry Oates 0-0-0; Rob Fleener 0-0-0; Dan Farley 1-3-5; Lamaar Edwards 5-3-13; Louis O'Neal 6-1-13; Jay Smith 2-3-7; Kurt David 0-2-2. Totals: 14-12-40. BIOLA CA (42)--Mark Sontoski 8-0-16; Wade Kirchmeyer 4-3-11; Pat McDougal 0-1-1; Warren Ellis 4-0-8; Rich Cundall 0-0-0; Paul Gilbert 3-0-6. Totals: 19-4-42.

Saginaw Valley 22 18=40
Biola 19 23=42

HAMPTON INSTITUTE VA (70)--Al Godwin 4-0-8; Gerald Moore 2-1-5; Greg Hines 7-4-18; Hank Hankerson 0-0-0; Tony Washington 12-5-29; Cedric Miller 0-2-2; Zack Owens 3-2-8. Totals: 28-14-70. HENDERSON STATE AR (66)--Alan Hayes 5-4-14; John Ware 2-7-11; Sylvester James 6-3-15; Terry Deloney 1-4-6; Bo Harris 4-0-8; Lewis Griffin 5-2-12. Totals: 23-20-66.

Hampton Inst. 32 38=70
Henderson State 40 26=66

WISCONSIN-EAU CLAIRE (64)--Rich DiBenedetto 3-3-9; Tom Saxelby 8-0-16; Bob Coenen 4-1-9; Tony Carr 8-4-20; Rick Dahl 3-0-6; Gregg Jensen 1-0-2; Brad Hoffman 0-2-2. Totals: 27-10-64. USC-SPARTANBURG (76)--Wendell Gibson 5-5-15; Odell Cleveland 8-4-20; Mike Gibson 12-4-28; James Holland 1-4-6; Doug Lightbody 1-5-7. Totals: 27-22-76.

Wisconsin-
Eau Claire 28 36=64
USC-Spartanburg 35 41=76

WESTERN OREGON (95)--Mark Leader 9-0-18; Brian Stockner 4-3-11; Dave Porter 17-12-46; Skip Kinney 2-0-4; Kevin Swanson 3-0-6; Doug Harris 1-2-4; Jeff Smith 2-0-4; Brian Walker 1-0-2. Totals: 39-17-95. KEARNEY STATE NE (97)--Mike Lynch 1-0-2; Crale Bauer 6-8-20; Pete Andersen 12-9-33; Les Adelung 4-8-16; Doug Holtmeier 8-4-20; Tim Kick 0-2-2; Jeff Hoppes 1-0-2; Scott Johnson 0-2-2. Totals: 32-33-97.

Western Oregon 45 50=95
Kearney State 43 54=97

SEMIFINALS

HAMPTON INSTITUTE VA (54)--Al Godwin 6-2-14; Gerald Moore 3-0-6; Greg Hines 3-0-6; Hank Hankerson 0-0-0; Tony Washington 9-0-18; Zack Owens 1-2-4; Larry Garrick 2-0-4; Daryl Richards 1-0-2. Totals: 25-4-54. USC-SPARTANBURG (68)--Wendell Gibson 9-8-26; Odell Cleveland 3-8-14; Mike Gibson 5-4-14; James Holland 2-4-8; Doug Lightbody 1-4-6. Totals: 20-28-68.

Hampton Inst. 20 34=54
USC-Spartanburg 21 47=68

KEARNEY STATE NE (75)--Pete Andersen 4-9-17; Doug Holtmeier 7-3-17 Crale Bauer 6-6-18; Les Adelung 4-5-13; Jeff Hoppes 1-0-2; Scott Johnson 3-0-6; Kevin Bartlett 1-0-2. Totals: 26-23-75. BIOLA CA (84)--Mark Sontoski 5-3-13; Wade Kirchmeyer 14-7-35; Pat McDougal 4-0-8; Warren Ellis 3-9-15; Rich Cundall 3-2-8; Herb Harper 1-3-5. Totals: 30-24-84.

Kearney State 35 40=75
Biola 41 43=84

THIRD PLACE

HAMPTON INSTITUTE VA (98)--Al Godwin 5-3-13; Gerald Moore 7-0-14; Greg Hines 8-2-18; Hank Hankerson 5-0-10; Tony Washington 6-15-27; Zack Owens 5-6-16. Totals: 36-26-98. KEARNEY STATE NE (94)--Doug Holtmeier 7-6-20; Pete Andersen 10-9-29; Crale Bauer 13-1-27; Tim Kick 0-0-0; Les Adelung 3-2-8; Scott Johnson 1-0-2; Kevin Bartlett 4-0-8. Totals: 38-18-94.

Hampton Inst. 49 49=98
Kearney State 40 54=94

CHAMPIONSHIP

USC-SPARTANBURG (51)--Wendell Gibson 4-1-9; Odell Cleveland 0-1-1; Mike Gibson 9-2-20; James Holland 1-2-4; Doug Lightbody 3-6-12; Paul Small 2-1-5. Totals: 19-13-51. BIOLA CA (38)--Mark Sontoski 2-0-4; Wade Kirchmeyer 7-3-17; Pat McDougal 0-1-2; Warren Ellis 7-0-14; Rich Cundall 1-0-2. Totals: 17-4-38

USC-Spartanburg 20 31=51
Biola 16 22=38

1982 NATIONAL TOURNAMENT SCORING LEADERS

Player, Institution	G	FG-FGA	PCT.	FT-FTA	PCT.	RBS	PF	PTS	AVG.
+Pete Andersen, Kearney State NE	5	48-85	.565	44-52	.846	27	19	140	28.0
+Tony Washington, Hampton Institute VA	5	40-81	.494	29-36	.806	25	14	109	21.8
+Wade Kirchmeyer, Biola CA	5	43-65	.662	22-38	.579	33	18	108	21.6
*+Mike Gibson, USC-Spartanburg	5	42-83	.506	16-21	.762	43	12	100	20.0
+Doug Holtmeier, Kearney State NE	5	39-79	.494	19-23	.826	30	16	97	19.4
+Wendell Gibson, USC-Spartanburg	5	33-71	.465	28-41	.683	38	7	94	18.8
Crale Bauer, Kearney State NE	5	31-50	.620	20-25	.800	39	20	82	16.4
Greg Hines, Hampton Institute VA	5	32-63	.508	16-24	.667	33	18	80	16.0
+Dave Porter, Western Oregon	3	27-44	.614	18-24	.750	38	11	72	24.0
+Tony Carr, Wisconsin-Eau Claire	3	29-59	.492	13-22	.591	8	7	71	23.7
+Mark Sontoski, Biola CA	5	23-50	.460	14-17	.824	40	18	60	12.0
Louis O'Neal, Saginaw Valley MI	3	24-48	.500	10-12	.833	6	8	58	19.3
+Keith Douglas, Quincy IL	2	25-40	.625	7-9	.778	10	8	57	28.5

+All Tournament Team *Most Valuable Player

CHAMPIONSHIP RESULTS

YEAR	CHAMPION	SCORE	RUNNER-UP	THIRD PLACE	SCORE	FOURTH PLACE
1937	Central Missouri State	35-24	Morningside IA	Southwestern KS	46-38	Central Arkansas
1938	Central Missouri State	45-30	Roanoke VA	Murray State KY	33-24	Washburn KS
1939	Southwestern KS	32-31	San Diego St. CA	Glenville State WV	42-26	Peru State NE
1940	Tarkio MO	52-31	San Diego St. CA	Delta State MS	45-26	Hamline MN
1941	San Diego State CA	36-32	Murray State KY	West Texas State	43-35	Santa Barbara CA
1942	Hamline MN	33-31	Southeastern Oklahoma	Pittsburg State KS	58-47	Central Missouri St
1943	SE Missouri State	34-32	NW Missouri State	North Texas State	59-55ot	Murray State KY
1944	No Tournament Held					
1945	Loyola LA	49-36	Pepperdine CA	Eastern Kentucky	56-49	Southern Illinois
1946	Southern Illinois	49-40	Indiana State	Pepperdine CA	82-55	Loyola LA
1947	Marshall WV	73-59	Mankato State MN	Northern Arizona	47-38	Emporia State KS
1948	Louisville KY	82-70	Indiana State	Hamline MN	59-58	Xavier OH
1949	Hamline MN	57-46	Regis CO	Beloit WI	67-59	Indiana State
1950	Indiana State	61-47	East Central OK	Central Methodist MO	80-67	Tampa FL
1951	Hamline MN	69-61	Millikin IL	Baldwin-Wallace OH	82-78	Regis CO
1952	SW Missouri State	73-64	Murray State KY	Southwest Texas	78-68	Portland OR
1953	SW Missouri State	79-71	Hamline MN	Indiana State	74-71	East Texas State
1954	St. Benedict's KS	62-56	Western Illinois	SW Missouri State	75-61	Arkansas Tech
1955	East Texas State	71-54	Southeastern Oklahoma	Western Illinois	77-74	Arkansas Tech
1956	McNeese State LA	60-55	Texas Southern	Pittsburg State KS	77-70	Wheaton IL
1957	Tennessee State	92-73	Southeastern Oklahoma	Pacific Lutheran WA	87-85	Eastern Illinois
1958	Tennessee State	85-73	Western Illinois	Texas Southern	121-109	Georgetown KY
1959	Tennessee State	97-87	Pacific Lutheran WA	Southwest Texas St.	87-80	Fort Hays State KS
1960	Southwest Texas St.	66-44	Westminster PA	Tennessee State	100-65	William Jewell MO
1961	Grambling LA	95-75	Georgetown KY	Northern Michigan	101-84	Westminster PA
1962	Prairie View TX	62-53	Westminster PA	Southeastern Oklahoma	76-62	Western Illinois
1963	Pan American TX	73-62	Western Carolina NC	Grambling LA	107-86	Fort Hays State KS
1964	Rockhurst MO	66-56	Pan American TX	Carson-Newman TN	73-60	Emporia State KS
1965	Central State OH	85-51	Oklahoma Baptist	Ouachita Baptist AR	78-71	Fairmont State WV
1966	Oklahoma Baptist	88-59	Georgia Southern	Grambling LA	111-110	Norfolk State VA
1967	St. Benedict's KS	71-65	Oklahoma Baptist	Central Washington	106-92	Morris Harvey WV
1968	Central State OH	51-48	Fairmont State WV	Wisconsin-Oshkosh	102-68	Westminster PA
1969	Eastern New Mexico	99-76	Maryland-Eastern Shore	Central Washington	96-82	Elizabeth City NC
1970	Kentucky State	79-71	Central Washington	Eastern New Mexico	77-72ot	Guilford NC
1971	Kentucky State	102-82	Eastern Michigan	Elizabeth City NC	88-87ot	Fairmont State WV
1972	Kentucky State	71-62	Wisconsin-Eau Claire	Stephen F. Austin TX	94-91	Gardner-Webb NC
1973	Guilford NC	99-96	Maryland-Eastern Shore	Augustana IL	96-93	Slippery Rock PA
1974	West Georgia	97-79	Alcorn State MS	Kentucky State	95-79	St. Mary's TX
1975#	Grand Canyon AZ	65-54	Midwestern State TX	Alcorn State MS	76-74	St. Mary's TX
1976#	Coppin State MD	96-91	Henderson State AR	Marymount KS	78-75	Lincoln Memorial TN
1977#	Texas Southern	71-44	Campbell NC	Henderson State AR	96-73	Grand Valley St. MI
1978#	Grand Canyon AZ	79-75	Kearney State NE	Quincy IL	87-73	East Texas State
1979#	Drury MO	60-54	Henderson State AR	Southwest Texas St.	101-88	Midwestern State TX
1980#	Cameron OK	84-77	Alabama State	Huron SD	59-54	Wisconsin-Eau Claire
1981#	Bethany Nazarene OK	86-85ot	Alabama-Huntsville	Wisconsin-Eau Claire	90-60	Hillsdale MI
1982#	USC-Spartanburg	51-38	Biola CA	Hampton VA	98-94	Kearney State NE

#Kemper Arena, Kansas City, MO

1937-1974, Municipal Auditorium, Kansas City, MO

CHUCK TAYLOR
MOST VALUABLE PLAYER AWARD

1939	Edgar Hinshaw, Southwestern KS	1961	Charles Hardnett, Grambling LA
1940	Mel Waits, Tarkio MO	1962	Zelmo Beaty, Prairie View TX
1941	Charles Thomas, Northwestern Louisiana	1963	Lucious Jackson, Pan American TX
1942	Gus Doerner, Evansville IN	1964	Lucious Jackson, Pan American TX
1943	Belus Smawley, Appalachian State NC	1965	Kenneth Wilburn, Central State OH
1944	No Tournament Held	1966	Al Tucker, Oklahoma Baptist
1945	Fred Lewis, Eastern Kentucky	1967	Al Tucker, Oklahoma Baptist
1946	Gene Stotlar, Southern Illinois	1968	John Jamerson, Fairmont State WV
1947	Irvin Leifer, Eastern Washington	1969	Jake Ford, Maryland State
1948	Duane Klueh, Indiana State	1970	Greg Hyder, Eastern New Mexico
1949	Hal Haskins, Hamline MN	1971	Travis Grant, Kentucky State
1950	Clemens Rzeszewski, Indiana State	1972	Travis Grant, Kentucky State
1951	Scotty Steagall, Millikin IL	1973	Lloyd Free, Guilford NC
1952	Benny Purchell, Murray State KY	1974	Clarence Walker, West Georgia
1953	Jerry Anderson, Southwest Missouri	1975	Bayard Forrest, Grand Canyon AZ
1954	Jerry Anderson, Southwest Missouri	1976	Joe Pace, Coppin State MD
1955	Jim Miller, East Texas State	1977	Alonzo Bradley, Texas Southern
1956	Bill Riegel, McNeese State LA	1978	Tom Ritzdorf, Kearney State NE
1957	Jim Spivey, Southeastern Oklahoma	1979	Lawrence Washington, Drury MO
1958	Dick Barnett, Tennessee State	1980	Leroy Jackson, Cameron OK
1959	Dick Barnett, Tennessee State	1981	George Torres, Bethany Nazarene OK
1960	Charles Sharp, Southwest Texas State	1982	Mike Gibson, USC-Spartanburg

CHARLES STEVENSON
HUSTLE AWARD

1958	Bill McAfoos, Western Illinois	1971	Dave Cooper, Fairmont State WV
1959	Roger Iverson, Pacific Lutheran WA	1972	Frank Schade, Wisconsin-Eau Claire
1960	Chuckie Davis, Westminster PA	1973	Dave Hudson, Slippery Rock PA
1961	Dick Vories, Georgetown KY	1974	George Harris, St. Mary's TX
1962	Bill Douds, Westminster PA	1975	Tom Kropp, Kearney State NE
1963	Gil Luttrell, Carson-Newman TN	1976	Enos Mitchell, Henderson State AR
1964	Ralph Telken, Rockhurst MO	1977	Don Laird, Campbell NC
1965	David Kossover, Ouachita Baptist AR	1978	Randy Cipriano, Kearney State NE
1966	R.B. Lynam, Oklahoma Baptist	1979	Mike Carter, Drury MO
1967	Dave Benedict, Central Washington	1980	Terry DuPris, Huron SD
1968	Mike Malone, Wisconsin-Oshkosh	1981	James Mundie, Alabama-Huntsville
1969	Larry Vanzant, Eastern New Mexico	1982	Warren Ellis, Biola CA
1970	David Allen, Central Washington		

ALL-TIME SCORING LEADERS

<u>Player, Institution (years played)</u>	<u>GAMES</u>	<u>FG</u>	<u>FT</u>	<u>POINTS</u>	<u>AVG.</u>
Travis Grant, Kentucky State (1970-71-72)	15	223	72	518	34.5
Al Tucker, Oklahoma Baptist (1965-66-67)	15	177	117	471	31.4
Dick Barnett, Tennessee State (1956-57-58-59)	18	186	79	451	25.1
James Spivey, Southeastern Oklahoma (1954-55-56-57)	13	133	120	386	29.7
Charles Sharp, Southwest Texas (1957-59-60)	12	118	69	305	25.4
Bennie Swain, Texas Southern (1955-56-57-58)	15	119	64	302	20.1
Lucious Jackson, Pan American TX (1962-63-64)	12	117	67	301	25.0
E.C. O'Neal, Arkansas Tech (1952-53-54-55)	13	122	43	287	22.1
Charles Curtis, Pacific Lutheran WA (1956-57-58-59)	14	101	85	287	20.5
Lloyd Thorgaard, Hamline MN (1950-51-52-53)	15	111	61	283	18.9
Harold Haskins, Hamline MN (1947-48-49-50)	14	104	72	280	20.0
Tony Carr, Wisconsin-Eau Claire (1979-80-81-82)	15	114	45	273	18.2
James Fritsche, Hamline MN (1950-51-52-53)	15	113	46	272	18.1
Hershell West, Grambling LA (1960-61-63)	13	116	37	269	20.7
Willis Reed, Grambling LA (1961-63-64)	12	108	39	265	22.8
James Miller, East Texas State (1953-54-55)	13	103	40	246	18.9
Roger Iverson, Pacific Lutheran WA (1956-57-58-59)	14	109	23	241	17.2
John Barnhill, Tennessee State (1956-57-58-59)	17	104	27	235	13.8
James Van Beek, Pacific Lutheran WA (1956-57-58-59)	14	96	39	231	16.5
Joe Pace, Maryland-Eastern Shore Coppin State MD (1973-76)	10	91	44	226	22.6

LEADING SCORER, 1963-82

<u>YEAR</u>	<u>Player, Institution</u>	<u>GAMES</u>	<u>FG</u>	<u>FT</u>	<u>TP</u>	<u>AVG.</u>
1963	Mel Gibson, Western Carolina NC	5	60	17	137	27.4
	Willis Reed, Grambling LA	5	58	21	137	27.4
1964	Lucious Jackson, Pan American TX	5	54	16	124	24.8
1965	Al Tucker, Oklahoma Baptist	5	43	39	125	25.0
1966	Al Tucker, Oklahoma Baptist	5	69	44	182	36.4
1967	Al Tucker, Oklahoma Baptist	5	65	34	164	32.8
1968	Ron Hayek, Wisconsin-Oshkosh	5	47	22	116	23.2
1969	Jake Ford, Maryland State	5	52	52	156	31.2
1970	Travis Grant, Kentucky State	5	57	23	137	27.4
1971	Travis Grant, Kentucky State	5	77	14	168	33.6
1972	Travis Grant, Kentucky State	5	89	35	213	42.6
1973	Lloyd Free, Guilford NC	5	47	26	120	24.0
1974	Gerald Cunningham, Kentucky State	5	60	21	141	28.2
1975	John McGill, Alcorn State MS	5	44	19	107	21.4
1976	Joe Pace, Coppin State MD	5	55	41	151	30.2
1977	Alonzo Bradley, Texas Southern	5	39	43	121	24.2
1978	Dennis DeWalt, Quincy IL	5	39	16	94	18.8
1979	James Patrick, Southwest Texas	5	42	19	103	20.6
1980	Kevin Loder, Alabama State	5	55	13	123	24.6
1981	Todd Thurman, Bethany Nazarene OK	5	42	20	104	20.8
	George Torres, Bethany Nazarene OK	5	33	38	104	20.8
1982	Pete Andersen, Kearney State NE	5	48	44	140	28.0

TOP SINGLE-GAME PERFORMANCES

<u>Player, Institution vs Opponent, Year</u>	<u>FG</u>	<u>FT</u>	<u>PTS</u>
Travis Grant, Kentucky State vs Minot State ND, 1972	27	6	60
Nate DeLong, Wisconsin-River Falls vs Marshall WV, 1947	22	12	56
Harold Wolfe, Findlay OH vs Pasadena CA, 1953	25	4	54
Jim Spivey, Southeastern Oklahoma vs Eastern Illinois, 1957	20	13	53
Joe Miller, Alderson-Broadus WV vs Quincy IL, 1955	12	24	48
Al Tucker, Oklahoma Baptist vs Benedictine KS, 1967	21	5	47
Paul Brownlee, Steubenville OH vs Southeastern Oklahoma, 1955	16	14	46
Jim Spivey, Southeastern Oklahoma vs Southwest Texas State, 1957	14	18	46
Earl Beechum, Midwestern TX vs Monmouth NJ, 1966	20	6	46
Dave Porter, Western Oregon vs Kearney State NE, 1982	17	12	46
George Adams, Gardner-Webb NC vs Stephen F. Austin TX, 1972	20	4	44
Charles Sharp, Southwest Texas State vs Wisconsin-Oshkosh, 1960	15	14	44
Joe Pace, Coppin State MD vs Henderson State AR, 1976	15	13	43
Travis Grant, Kentucky State vs Eastern Michigan, 1971	20	3	43
Pete Kinkead, Geneva PA vs Tennessee State, 1953	14	15	43
Jim Spivey, Southeastern Oklahoma vs Georgia Southern, 1956	17	9	43
Travis Grant, Kentucky State vs West Georgia, 1972	19	5	43
Jim Spivey, Southeastern Oklahoma vs Tennessee State, 1957	14	15	43
Bill Reigel, McNeese State LA vs Central State OH, 1956	16	10	42
Travis Grant, Kentucky State vs Guilford NC, 1970	17	8	42

LEADING REBOUNDER, 1963-82

<u>YEAR</u>	<u>Player, Institution</u>	<u>G</u>	<u>RBS</u>	<u>AVG</u>
1963	Lucious Jackson, Pan American TX	5	93	18.6
1964	Lucious Jackson, Pan American TX	5	67	13.4
1965	Kenneth Wilburn, Central State OH	5	90	18.0
1966	Richard Pitts, Norfolk State VA	5	76	15.2
1967	Darryl Jones, St. Benedict's KS	5	62	12.4
1968	Wayne Denham, Fairmont State WV	5	68	13.6
1969	Bruce Sanderson, Central Washington	5	65	13.0
1970	Elmore Smith, Kentucky State	5	65	13.0
	Greg Hyder, Eastern New Mexico	5	65	13.0
1971	Elmore Smith, Kentucky State	5	79	15.8
1972	Mike Ratliff, Wisconsin-Eau Claire	5	81	16.2
1973	Talvin Skinner, Maryland-Eastern Shore	5	78	15.6
1974	Gerald Cunningham, Kentucky State	5	61	12.2
1975	Bayard Forrest, Grand Canyon AZ	5	66	13.2
1976	Joe Pace, Coppin State MD	5	69	13.8
1977	Jack Sikma, Illinois Wesleyan	3	45	15.0
1978	Dennis DeWalt, Quincy IL	5	42	8.4
1979	Ray Franklin, Cameron OK	3	52	17.3
1980	LeRoy Jackson, Cameron OK	5	57	11.4
1981	Ricky Knight, Alabama-Huntsville	5	62	12.4
1982	Mike Gibson, USC-Spartanburg	5	43	8.6

NATIONAL TOURNAMENT RECORDS

<u>Most Points, Game</u> 60, Travis Grant, Kentucky State vs Minot State ND, 1972	<u>Individual</u>	<u>Most Free Throws, Game</u> 24, Joe Miller, Alderson-Broadus WV vs Quincy IL, 1955
<u>Most Points, Tournament</u> 213, Travis Grant, Kentucky State, 1972		<u>Most Free Throws, Tournament</u> 68, Jim Spivey, Southeastern Oklahoma, 1957
<u>Most Points Career</u> 518, Travis Grant, Kentucky State, 1970-71-72		<u>Most Free Throws, Career</u> 120, Jim Spivey, Southeastern Oklahoma, 1954-55- 56-57
<u>Most Field Goals, Game</u> 27, Travis Grant, Kentucky State vs Minot State, 1972		<u>Most Rebounds, Game</u> 32, Ken Remley, West Virginia Wesleyan vs Whittier CA, 1959
<u>Most Field Goals, Tournament</u> 89, Travis Grant, Kentucky State, 1972		<u>Most Rebounds, Tournament</u> 96, Zelmo Beaty, Prairie View TX, 1962
<u>Most Field Goals, Career</u> 223, Travis Grant, Kentucky State, 1970-71-72		<u>Most Rebounds, Career</u> 180, Lucious Jackson, Pan American TX, 1962-63-64
	<u>Team</u>	
<u>Most Points, Game</u> 132, Norfolk State VA vs Upper Iowa (97), 1966		<u>Most Field Goals, Game</u> 57, Norfolk State VA vs Upper Iowa, 1966
<u>Most Points, Both Teams, Game</u> 230, Texas Southern (121) vs Georgetown KY (109) 1958		<u>Most Field Goals, Tournament</u> 216, Norfolk State VA, 1966
<u>Most Points, Tournament</u> 521, Norfolk State VA, 1966, 104.2 avg.		<u>Most Free Throws, Game</u> 48, Southeastern Oklahoma vs Southwest Texas State, 1957
<u>Fewest Points, Game</u> 16, Loras IA vs Central Missouri State (20), 1939		<u>Most Free Throws, Tournament</u> 153, Southeastern Oklahoma, 1957
<u>Fewest Points, Both Teams, Game</u> 36, Central Missouri State (20) vs Loras IA (16), 1939		<u>Most Personal Fouls, Game</u> 40, Pepperdine CA vs Morningside IA, 1952
	<u>MISCELLANEOUS</u>	
<u>Most Appearances</u> 16, Central Washington		<u>Most Consecutive Victories</u> 18, Tennessee State, 1957-58-59-60
<u>Most Consecutive Appearances</u> 8, Central Washington, 1974-81		<u>Longest Game</u> 5 OT, Grand Canyon AZ (88) vs Central State OH (82), 1978 (regulation 53-53)
<u>Most Victories</u> 36, Hamline MN		

WON-LOST RECORDS IN NATIONAL TOURNAMENT

<u>Team (Years Participated)</u>	<u>Years</u>	<u>Won</u>	<u>Lost</u>	<u>Pct.</u>	<u>1st</u>	<u>2nd</u>	<u>3rd</u>	<u>4th</u>
<u>ALABAMA</u>								
Alabama State (1980)	1	4	1	.800	0	1	0	0
Alabama-Huntsville (1976-77-81)	3	7	3	.700	0	1	0	0
Athens State (1963-66-68)	3	2	3	.400	0	0	0	0
Birmingham-Southern (1978-79-82)	3	1	3	.250	0	0	0	0
Florence State (1960-62)	2	0	2	.000	0	0	0	0
Huntingdon (1964)	1	1	1	.500	0	0	0	0
Miles (1963-64)	2	1	2	.333	0	0	0	0
Montevallo (1975)	1	0	1	.000	0	0	0	0
St. Bernard (1961)	1	0	1	.000	0	0	0	0
Troy State (1957-58-59)	3	0	3	.000	0	0	0	0
<u>ARIZONA</u>								
Arizona State (1948-53)	2	2	2	.500	0	0	0	0
Grand Canyon (1973-74-75-76-78-79-80)	7	12	5	.706	2	0	0	0
Northern Arizona (1946-47-54-62)	4	7	4	.636	0	0	1	0
<u>ARKANSAS</u>								
Arkansas A&M (1960)	1	1	1	.500	0	0	0	0
Central Arkansas (1937-38-40-42-46-48-59-61-74-75-80)	11	4	12	.250	0	0	0	1
Arkansas State (1947-49)	2	0	2	.000	0	0	0	0
Arkansas Tech (1950-51-52-53-54-55-56-58-63-70)	10	10	12	.455	0	0	0	2
Henderson State (1968-69-76-77-79-81-82)	7	16	7	.696	0	2	1	0
Ouachita Baptist (1943-62-64-65-72-73-78)	7	6	7	.462	0	0	1	0
Southern State (1957-66-67-71)	4	2	4	.333	0	0	0	0
<u>CALIFORNIA</u>								
Azusa Pacific (1974)	1	0	1	.000	0	0	0	0
Biola (1980-81-82)	3	6	3	.667	0	1	0	0
California Baptist (1976)	1	1	1	.500	0	0	0	0
California State-Dominguez Hills (1979)	1	0	1	.000	0	0	0	0
Claremont-Mudd (1967)	1	0	1	.000	0	0	0	0
Loyola University (1955)	1	0	1	.000	0	0	0	0
Orange State, Fullerton (1962)	1	2	1	.667	0	0	0	0
Pacific, University of (1951)	1	0	1	.000	0	0	0	0
Pasadena (1953-54-58-68)	4	4	4	.500	0	0	0	0
Pepperdine (1942-43-45-46-50-51-52)	7	11	7	.611	0	1	1	0
Redlands (1961-64)	2	1	2	.333	0	0	0	0
San Diego State (1939-40-41-42-56)	5	15	4	.789	1	2	0	0
San Jose State (1948-49)	2	3	2	.600	0	0	0	0
Santa Barbara (1941)	1	3	2	.600	0	0	0	1
U.S. International (1963-65-66-75)	4	0	4	.000	0	0	0	0
Westmont (1957-72-73-78)	4	5	4	.556	0	0	0	0
Whittier (1947-59-60-69-70-71-77)	7	4	7	.364	0	0	0	0
<u>COLORADO</u>								
Adams State (1953-72)	2	1	2	.333	0	0	0	0
Denver (1948)	1	0	1	.000	0	0	0	0
Regis (1949-50-51-54-55)	5	8	6	.571	0	1	0	1
Southern Colorado (1965)	1	0	1	.000	0	0	0	0
<u>CONNECTICUT</u>								
Arnold (1953)	1	0	1	.000	0	0	0	0
Bridgeport Engineering (1954)	1	0	1	.000	0	0	0	0
Central Connecticut (1948-49-50-59-60-61-62-63-64-65)	10	1	10	.091	0	0	0	0
New Haven (1966-68-69)	3	1	3	.250	0	0	0	0
Quinnipiac (1972-73)	2	1	2	.333	0	0	0	0
Southern Connecticut (1955-57)	2	0	2	.000	0	0	0	0
<u>DISTRICT OF COLUMBIA</u>								
American University (1950-51)	2	0	2	.000	0	0	0	0
<u>FLORIDA</u>								
Bethune-Cookman (1966)	1	0	1	.000	0	0	0	0
Florida State (1951-55)	2	3	2	.600	0	0	0	0
Jacksonville (1965)	1	0	1	.000	0	0	0	0
Miami (1949)	1	0	1	.000	0	0	0	0
Palm Beach Atlantic (1975)	1	0	1	.000	0	0	0	0
Stetson (1953-57-60-62-63)	5	3	5	.375	0	0	0	0
Tampa (1950-52)	2	3	3	.500	0	0	0	1
West Florida (1976)	1	0	1	.000	0	0	0	0

WON-LOST RECORDS IN NATIONAL TOURNAMENT (Cont'd)

<u>Team (Years Participated)</u>	<u>Years</u>	<u>Won</u>	<u>Lost</u>	<u>Pct.</u>	<u>1st</u>	<u>2nd</u>	<u>3rd</u>	<u>4th</u>
<u>GEORGIA</u>								
Albany State (1965-67-68)	3	1	3	.250	0	0	0	0
Augusta (1970-71)	2	1	2	.333	0	0	0	0
Georgia Southern (1956-58-59-64-66)	5	8	5	.615	0	1	0	0
Mercer (1948-54)	2	0	2	.000	0	0	0	0
Oglethorpe (1947-61)	2	0	2	.000	0	0	0	0
Paine (1977)	1	0	1	.000	0	0	0	0
Savannah State (1960-61-62)	3	2	3	.400	0	0	0	0
Southern Tech (1978-79-80-81-82)	5	3	5	.375	0	0	0	0
Valdosta State (1967-68-69-73)	4	3	4	.429	0	0	0	0
West Georgia (1972-74)	2	6	1	.857	1	0	0	0
<u>HAWAII</u>								
Hawaii University (1949)	1	0	1	.000	0	0	0	0
Hawaii-Hilo (1977-78-80)	3	2	3	.400	0	0	0	0
<u>IDAHO</u>								
Idaho, College of (1960-62)	2	0	2	.000	0	0	0	0
Idaho State (1938)	1	1	1	.500	0	0	0	0
Northwest Nazarene (1957)	1	0	1	.000	0	0	0	0
Ricks (1953)	1	0	1	.000	0	0	0	0
<u>ILLINOIS</u>								
Augustana (1939-40-72-73-74)	5	9	5	.643	0	0	1	0
Chicago State (1981)	1	0	1	.000	0	0	0	0
Eastern Illinois (1947-49-50-52-53-57)	6	7	7	.500	0	0	0	1
Illinois State (1959)	1	2	1	.667	0	0	0	0
Illinois Wesleyan (1943-61-66-70-71-75-76-77-80)	9	7	9	.438	0	0	0	0
Lewis (1965)	1	1	1	.500	0	0	0	0
Loyola (1943)	1	0	1	.000	0	0	0	0
Millikin (1951-52-68-69)	4	5	4	.556	0	1	0	0
Quincy (1955-58-64-67-78-79-82)	7	8	7	.533	0	0	1	0
Southern Illinois (1945-46-47-48-60)	5	8	5	.615	1	0	0	1
Western Illinois (1954-55-56-57-58-62-63)	7	19	8	.704	0	2	1	1
Wheaton (1956)	1	3	2	.600	0	0	0	1
<u>INDIANA</u>								
Anderson (1939-58-61)	3	3	3	.500	0	0	0	0
Ball State (1957)	1	1	1	.500	0	0	0	0
Cantebury (1945-47)	2	2	2	.500	0	0	0	0
DePauw (1947)	1	1	1	.500	0	0	0	0
Earlham (1971)	1	1	1	.500	0	0	0	0
Evansville (1941-42-51-55)	4	3	4	.429	0	0	0	0
Franklin (1976-78-80)	3	1	3	.250	0	0	0	0
Hanover (1968-70-73-74-79-81-82)	7	6	7	.462	0	0	0	0
Indiana Central (1949-56-64-66-67-69)	6	2	6	.250	0	0	0	0
Indiana State (1942-43-46-48-49-50-52-53-54-59-62-63)	12	25	12	.676	1	2	1	1
Indiana Tech (1965)	1	0	1	.000	0	0	0	0
Manchester (1938-39)	2	2	2	.500	0	0	0	0
Oakland City (1960)	1	0	1	.000	0	0	0	0
St. Joseph's (1940)	1	0	1	.000	0	0	0	0
Tri-State (1972-75-77-79)	4	2	4	.333	0	0	0	0
Valparaiso (1938-43)	2	1	2	.333	0	0	0	0
<u>IOWA</u>								
Briar Cliff (1976-77-78-79-81-82)	6	5	6	.455	0	0	0	0
Buena Vista (1962-64)	2	0	2	.000	0	0	0	0
Coe (1955-56-58)	3	2	3	.400	0	0	0	0
Drake (1938)	1	0	1	.000	0	0	0	0
Dubuque (1941)	1	0	1	.000	0	0	0	0
Northern Iowa (1946-48-49-53)	4	2	4	.333	0	0	0	0
Loras (1939-40-46-47-80)	5	2	5	.286	0	0	0	0
Luther (1937-42-43)	3	2	3	.400	0	0	0	0
Morningside (1937-38-41-46-50-51-52-59-75)	9	5	9	.357	0	1	0	0
Northwestern (1971-72)	2	0	2	.000	0	0	0	0
Parsons (1960-63)	2	1	2	.333	0	0	0	0
St. Ambrose (1938-39-54)	3	4	3	.571	0	0	0	0
Simpson (1938-39-40-41-42-43-45-61)	8	2	8	.200	0	0	0	0
Upper Iowa (1940-57-65-66)	4	0	4	.000	0	0	0	0
Wartburg (1967-69-70-73-74)	5	1	5	.167	0	0	0	0
Westmar (1968)	1	0	1	.000	0	0	0	0

WON-LOST RECORDS IN NATIONAL TOURNAMENT (Cont'd)

Team (Years Participated)	Years	Won	Lost	Pct.	1st	2nd	3rd	4th
KANSAS								
Baker (1937-41)	2	0	2	.000	0	0	0	0
Emporia State (1947-48-49-57-61-64-77)	7	12	9	.571	0	0	0	2
Fort Hays State (1959-62-63-81)	4	6	6	.500	0	0	0	2
Kansas Newman (1978)	1	0	1	.000	0	0	0	0
Kansas Wesleyan (1938-40-43-50)	4	2	4	.333	0	0	0	0
McPherson (1938)	1	0	1	.000	0	0	0	0
Marymount (1973-75-76-79-80)	5	8	5	.615	0	0	1	0
Ottawa (1938-51)	2	1	2	.333	0	0	0	0
Pittsburg State (1940-41-42-56-60-66-72)	7	11	7	.611	0	0	2	0
Sacred Heart (1971)	1	0	1	.000	0	0	0	0
St. Benedict's (1937-53-54-58-65-67-70)	7	13	5	.722	2	0	0	0
Southwestern (1937-39-40-42-43-55)	6	12	5	.706	1	0	1	0
Washburn (1938-45-46-52-68-69-74-82)	8	6	9	.400	0	0	0	1
Wichita (1945-46)	2	0	2	.000	0	0	0	0
KENTUCKY								
Campbellsville (1981)	1	0	1	.000	0	0	0	0
Cumberland (1978-80-82)	3	0	3	.000	0	0	0	0
Eastern Kentucky (1945-46)	2	3	2	.600	0	0	1	0
Georgetown (1954-55-56-58-61-62-64-69)	8	8	9	.471	0	1	0	1
Kentucky State (1959-64-70-71-72-73-74-75-77-79)	10	20	7	.741	3	0	1	0
Louisville (1948)	1	5	0	1.000	1	0	0	0
Morehead State (1942-51)	2	0	2	.000	0	0	0	0
Murray State (1938-39-41-42-43-50-52)	7	16	8	.667	0	2	1	1
Pikeville (1959-76)	2	0	2	.000	0	0	0	0
Thomas More (1957-60)	2	2	2	.500	0	0	0	0
Transylvania (1963-65)	2	1	2	.333	0	0	0	0
Union (1968)	1	0	1	.000	0	0	0	0
Western Kentucky (1938)	1	0	1	.000	0	0	0	0
LOUISIANA								
Centenary (1952)	1	0	1	.000	0	0	0	0
Dillard (1980)	1	0	1	.000	0	0	0	0
Grambling (1959-60-61-63-64-66-69-71)	8	19	7	.731	1	0	2	0
Louisiana College (1979)	1	0	1	.000	0	0	0	0
Louisiana Tech (1942-46-53-55)	4	1	4	.200	0	0	0	0
Loyola (1945-46)	2	7	2	.778	1	0	0	1
McNeese State (1956)	1	5	0	1.000	1	0	0	0
Northeast Louisiana State (1970)	1	1	1	.500	0	0	0	0
Northwestern Louisiana (1939-40-41-47-48-49-74)	7	4	7	.364	0	0	0	0
Southeastern Louisiana (1950-51-54)	3	2	3	.400	0	0	0	0
Southwestern Louisiana (1965-67)	2	3	2	.600	0	0	0	0
Southern-Baton Rouge (1965)	1	2	1	.667	0	0	0	0
Xavier (1972-73-81-82)	4	3	4	.429	0	0	0	0
MAINE								
Husson (1975-76)	2	0	2	.000	0	0	0	0
Maine-Portland/Gorham (1978)	1	0	1	.000	0	0	0	0
Southern Maine (1979)	1	0	1	.000	0	0	0	0
MARYLAND								
Baltimore (1941-52)	2	1	2	.333	0	0	0	0
Coppin State (1976)	1	5	0	1.000	1	0	0	0
Loyola (1947-48-49-53)	4	2	4	.333	0	0	0	0
Maryland-Eastern Shore (1960-61-65-69-70-72-73)	7	10	7	.588	0	2	0	0
MASSACHUSETTS								
American International (1952-56)	2	0	2	.000	0	0	0	0
Assumption (1958)	1	0	1	.000	0	0	0	0
Boston State (1967)	1	0	1	.000	0	0	0	0
Western New England (1970-71)	2	0	2	.000	0	0	0	0
MICHIGAN								
Adrian (1953-55-57)	3	0	3	.000	0	0	0	0
Alma (1941)	1	1	1	.500	0	0	0	0
Central Michigan (1966-67)	2	2	2	.500	0	0	0	0
Eastern Michigan (1968-69-70-71)	4	8	4	.667	0	1	0	0
Ferris State (1960-62-64-73-75)	5	3	5	.375	0	0	0	0
Grand Valley State (1974-77-79)	3	3	4	.429	0	0	0	1
Hillsdale (1951-72-81)	3	3	4	.429	0	0	0	1
Jordan (1938-39)	2	2	2	.500	0	0	0	0
Kalamazoo (1950-56)	2	0	2	.000	0	0	0	0

WON-LOST RECORDS IN NATIONAL TOURNAMENT (Cont'd)

<u>Team (Years Participated)</u>	<u>Years</u>	<u>Won</u>	<u>Lost</u>	<u>Pct.</u>	<u>1st</u>	<u>2nd</u>	<u>3rd</u>	<u>4th</u>
<u>MICHIGAN (Cont'd)</u>								
Lake Superior State (1976-78)	2	2	2	.500	0	0	0	0
Lawrence Institute of Tech (1943-47-48-49-52-54)	6	4	6	.400	0	0	0	0
Northern Michigan (1958-59-61-63-65)	5	6	5	.545	0	0	1	0
Saginaw Valley State (1980-82)	2	2	2	.500	0	0	0	0
Wayne State (1939)	1	1	1	.500	0	0	0	0
<u>MINNESOTA</u>								
Augsburg (1946-63-65-77-80-81)	6	6	6	.500	0	0	0	0
Bemidji State (1940-41-42)	3	3	3	.500	0	0	0	0
Gustavus Adolphus (1954-55-56-61-76)	5	5	5	.500	0	0	0	0
Hamline (1940-42-43-47-48-49-50-51-52-53-57-60)	12	36	10	.783	3	1	1	1
Mankato State (1947-48)	2	6	2	.750	0	1	0	0
Minnesota-Duluth (1958-59)	2	1	2	.333	0	0	0	0
Moorhead State (1980-82)	2	1	2	.333	0	0	0	0
St. Cloud State (1943-46-62-64-68)	5	4	5	.444	0	0	0	0
St. John's (1969-78-79)	3	2	3	.400	0	0	0	0
St. Mary's (1941)	1	1	1	.500	0	0	0	0
St. Thomas (1949-50-66-67-70-71-72-74)	8	5	8	.385	0	0	0	0
Winona State (1938-39-73-75)	4	2	4	.333	0	0	0	0
<u>MISSISSIPPI</u>								
Alcorn State (1967-68-73-74-75-76-77)	7	11	7	.611	0	1	1	0
Belhaven (1972)	1	1	1	.500	0	0	0	0
Delta State (1938-39-40-41-42-47-48-49-50)	9	8	9	.471	0	0	1	0
Jackson State (1969-70-71)	3	3	3	.500	0	0	0	0
Mississippi Valley (1978)	1	0	1	.000	0	0	0	0
Southern Mississippi (1952-53-54-55)	4	2	4	.333	0	0	0	0
<u>MISSOURI</u>								
Central Methodist (1943-45-50-51)	4	6	4	.600	0	0	1	0
Central Missouri State (1937-38-39-40-41-42-46)	7	13	6	.684	2	0	0	1
Culver-Stockton (1939-41-46-47-59)	5	3	5	.375	0	0	0	0
Drury (1938-46-58-68-70-71-78-79-81)	9	12	8	.600	1	0	0	0
Lincoln (1965)	1	0	1	.000	0	0	0	0
Missouri-Kansas City (1977)	1	0	1	.000	0	0	0	0
Missouri-St. Louis (1969)	1	0	1	.000	0	0	0	0
Missouri Southern (1972-73-78)	3	3	3	.500	0	0	0	0
Missouri Valley (1942-61)	2	3	2	.600	0	0	0	0
Missouri Western (1974-82)	2	1	2	.333	0	0	0	0
Northeast Missouri State (1947-48-55)	3	3	3	.500	0	0	0	0
Northwest Missouri State (1938-39-40-41-43)	5	11	5	.688	0	1	0	0
Rockhurst (1946-56-63-64-66-67-80-81)	8	11	7	.611	1	0	0	0
Southwest Baptist (1976)	1	0	1	.000	0	0	0	0
Southeast Missouri State (1943)	1	5	0	1.000	1	0	0	0
Southwest Missouri State (1939-43-49-52-53-54)	6	15	4	.789	2	0	1	0
Tarkio (1940-41)	2	5	1	.833	1	0	0	0
Westminster (1938-39-43)	3	2	3	.400	0	0	0	0
William Jewell (1957-60-62-75)	4	5	5	.500	0	0	0	1
<u>MONTANA</u>								
Carroll (1966)	1	1	1	.500	0	0	0	0
Eastern Montana (1963-64-65-67-68-70-72-73-75-76-78)	11	2	11	.154	0	0	0	0
Great Falls (1971)	1	1	1	.500	0	0	0	0
Montana State (1946-47-52-54-55-56)	6	1	6	.143	0	0	0	0
Montana U. (1948-50)	2	0	2	.000	0	0	0	0
Rocky Mountain (1951)	1	0	1	.000	0	0	0	0
Western Montana (1941-49-58-59-61-69)	6	1	6	.143	0	0	0	0
<u>NEBRASKA</u>								
Chadron State (1942-52-67)	3	1	3	.250	0	0	0	0
Doane (1945-71-76)	3	2	3	.400	0	0	0	0
Hastings (1946-47-51-56-58-64-65-73-74-77)	10	4	10	.286	0	0	0	0
Kearney State (1943-72-75-78-79-80-81-82)	8	9	9	.500	0	1	0	1
Nebraska Wesleyan (1938-53-54-55-59-60)	6	4	6	.400	0	0	0	0
Nebraska-Omaha (1941)	1	0	1	.000	0	0	0	0
Peru State (1938-39-40-42-45-46-48-49-50-61-62-63-66)	13	6	14	.300	0	0	0	1
Wayne State (1939-40-41-57-68-69-70)	7	0	7	.000	0	0	0	0
York (1943)	1	1	1	.500	0	0	0	0

WON-LOST RECORDS IN NATIONAL TOURNAMENT (Cont'd)

<u>Team (Years Participated)</u>	<u>Years</u>	<u>Won</u>	<u>Lost</u>	<u>Pct.</u>	<u>1st</u>	<u>2nd</u>	<u>3rd</u>	<u>4th</u>
<u>NEVADA</u>								
Nevada-Reno (1946)	1	2	1	.667	0	0	0	0
<u>NEW HAMPSHIRE</u>								
Keene State (1973-74-77)	3	0	3	.000	0	0	0	0
Franklin Pierce (1980-81-82)	3	0	3	.000	0	0	0	0
<u>NEW JERSEY</u>								
Farleigh Dickinson (1952-59)	2	1	2	.333	0	0	0	0
Glassboro State (1971-72)	2	1	2	.333	0	0	0	0
Jersey City State (1964)	1	0	1	.000	0	0	0	0
Monmouth (1966-68-69-70-74-75)	6	3	6	.333	0	0	0	0
Panzer (1942-46)	2	0	2	.000	0	0	0	0
Rider (1956-58-63)	3	0	3	.000	0	0	0	0
St. Peter's (1953-54)	2	3	2	.600	0	0	0	0
Trenton State (1967)	1	0	1	.000	0	0	0	0
<u>NEW MEXICO</u>								
Albuquerque (1964-66-68)	3	1	3	.250	0	0	0	0
Eastern New Mexico (1949-51-56-58-63-67-69-70-71)	9	11	8	.579	1	0	1	0
New Mexico Highlands (1957-60)	2	2	2	.500	0	0	0	0
New Mexico Institute of Mines (1939-46)	2	0	2	.000	0	0	0	0
New Mexico State (1938-50-51-52)	4	5	4	.556	0	0	0	0
New Mexico, U. of (1947)	1	0	1	.000	0	0	0	0
Western New Mexico (1942-81-82)	3	0	3	.000	0	0	0	0
<u>NEW YORK</u>								
Adelphi (1957)	1	0	1	.000	0	0	0	0
Brooklyn (1950)	1	2	1	.667	0	0	0	0
Dominican (1981)	1	0	1	.000	0	0	0	0
Dowling (1976-77-78-80)	4	1	4	.200	0	0	0	0
Manhattan (1948)	1	2	1	.667	0	0	0	0
Marist (1973)	1	0	1	.000	0	0	0	0
Pratt Institute (1962)	1	0	1	.000	0	0	0	0
St. Francis (1955)	1	0	1	.000	0	0	0	0
St. John Fisher (1979)	1	0	1	.000	0	0	0	0
St. Thomas Aquinas (1982)	1	1	1	.500	0	0	0	0
<u>NORTH CAROLINA</u>								
Appalachian State (1940-41-43-48-50)	5	5	5	.500	0	0	0	0
Atlantic Christian (1955)	1	1	1	.500	0	0	0	0
Belmont Abbey (1962)	1	0	1	.000	0	0	0	0
Campbell (1970-77)	2	4	2	.667	0	1	0	0
Catawba (1945-82)	2	0	2	.000	0	0	0	0
East Carolina (1953-54)	2	0	2	.000	0	0	0	0
Elizabeth City State (1969-71-72)	3	7	4	.636	0	0	1	1
Elon (1952-56-57)	3	0	3	.000	0	0	0	0
Gardner-Webb (1972-74-81)	3	4	4	.500	0	0	0	1
Guilford (1966-67-68-70-73-76)	6	9	6	.600	1	0	0	1
High Point (1939-42-46-51-64-65-69-79)	8	7	8	.467	0	0	0	0
Lenoir-Rhyne (1958-59)	2	2	2	.500	0	0	0	0
North Carolina A&T (1971)	1	2	1	.667	0	0	0	0
North Carolina-Asheville (1969-71)	2	1	2	.333	0	0	0	0
Pembroke State (1973)	1	0	1	.000	0	0	0	0
St. Augustine's (1977-80)	2	1	2	.333	0	0	0	0
Western Carolina (1947-63-72)	3	4	3	.571	0	1	0	0
Winston-Salem State (1961-62-63-65-75-78)	6	9	6	.600	0	0	0	0
<u>NORTH DAKOTA</u>								
Dickinson State (1966-67-68)	3	2	3	.400	0	0	0	0
Mary (1982)	1	0	1	.000	0	0	0	0
Mayville State (1962)	1	0	1	.000	0	0	0	0
Minot State (1955-72)	2	0	2	.000	0	0	0	0
North Dakota, U. of (1949-53-54)	3	1	3	.250	0	0	0	0
Valley City State (1960-65)	2	0	2	.000	0	0	0	0
<u>OHIO</u>								
Akron (1943)	1	0	1	.000	0	0	0	0
Alfred Holbrook (1939-40)	2	0	2	.000	0	0	0	0
Ashland (1962)	1	0	1	.000	0	0	0	0
Baldwin-Wallace (1950-51)	2	6	2	.750	0	0	1	0
Cedarville (1949-64-81-82)	4	0	4	.000	0	0	0	0
Central State (1956-63-65-66-68-69-70-76-77-78-79)	11	18	9	.667	2	0	0	0
Defiance (1973-74-80)	3	1	3	.250	0	0	0	0
Findlay (1952-53-60-67-72)	5	3	5	.375	0	0	0	0

WON-LOST RECORDS IN NATIONAL TOURNAMENT (Cont'd)

<u>Team (Years Participated)</u>	<u>Years</u>	<u>Won</u>	<u>Lost</u>	<u>Pct.</u>	<u>1st</u>	<u>2nd</u>	<u>3rd</u>	<u>4th</u>
<u>OHIO (Cont'd)</u>								
Malone (1975)	1	2	1	.667	0	0	0	0
Ohio Dominican (1971)	1	0	1	.000	0	0	0	0
Rio Grande (1954)	1	1	1	.500	0	0	0	0
Steubenville (1955-61)	2	2	2	.500	0	0	0	0
Xavier (1948)	1	3	2	.600	0	0	0	1
Youngstown (1947-57-58-59)	4	5	4	.556	0	0	0	0
<u>OKLAHOMA</u>								
Bethany Nazarene (1976-78-81)	3	5	2	.714	1	0	0	0
Cameron (1974-79-80)	3	7	2	.778	1	0	0	0
Central State (1938-39-59-61-64)	5	6	5	.545	0	0	0	0
East Central (1940-42-43-48-50-51-70-71-75)	9	7	9	.438	0	1	0	0
Northeastern Oklahoma (1968-72)	2	2	2	.500	0	0	0	0
Northwestern Oklahoma (1949)	1	0	1	.000	0	0	0	0
Oklahoma Baptist (1958-60-63-65-66-67-73)	7	16	6	.727	1	2	0	0
Oklahoma Christian (1968-82)	2	0	2	.000	0	0	0	0
Panhandle State (1941)	1	0	1	.000	0	0	0	0
Phillips (1945)	1	0	1	.000	0	0	0	0
Southeastern Oklahoma (1940-42-43-46-47-54-55-56-57-62)	10	21	10	.677	0	3	1	0
Southwestern Oklahoma (1953-69-77)	3	2	3	.400	0	0	0	0
<u>OREGON</u>								
Eastern Oregon (1943)	1	1	1	.500	0	0	0	0
George Fox (1973)	1	0	1	.000	0	0	0	0
Lewis & Clark (1962-63-64-71)	4	3	4	.429	0	0	0	0
Linfield (1947-59-61-65-66-67-69-70-76)	9	0	9	.000	0	0	0	0
Oregon College (1938-41-81)	3	1	3	.250	0	0	0	0
Oregon Tech (1974-79)	2	0	2	.000	0	0	0	0
Pacific University (1940)	1	0	1	.000	0	0	0	0
Portland State (1955-56)	2	0	2	.000	0	0	0	0
Portland, U. of (1942-49-50-51-52-53-54-57-58)	9	5	10	.333	0	0	0	1
Southern Oregon (1948-68)	2	0	2	.000	0	0	0	0
Western Oregon (1982)	1	2	1	.667	0	0	0	0
Willamette (1960-72-75)	3	0	3	.000	0	0	0	0
<u>PENNSYLVANIA</u>								
Alliance (1963-65)	2	2	2	.500	0	0	0	0
California State (1970)	1	0	1	.000	0	0	0	0
Clarion State (1952-77-80)	3	3	3	.500	0	0	0	0
Edinboro State (1966-72-75-76)	4	2	4	.333	0	0	0	0
Gannon (1969)	1	1	1	.500	0	0	0	0
Geneva (1953-54-55-56)	4	2	4	.333	0	0	0	0
Indiana (1958-71-74)	3	4	3	.571	0	0	0	0
Mansfield State (1964-65-71)	3	2	3	.400	0	0	0	0
Mercyhurst (1978)	1	0	1	.000	0	0	0	0
Millersville State (1957-66-67-68-74-75)	6	1	6	.143	0	0	0	0
Point Park (1979)	1	0	1	.000	0	0	0	0
St. Francis (1948)	1	0	1	.000	0	0	0	0
Slippery Rock (1973)	1	3	2	.600	0	0	0	1
Spring Garden (1977)	1	0	1	.000	0	0	0	0
Waynesburg (1949-81)	2	1	2	.333	0	0	0	0
Westminster (1950-51-59-60-61-62-67-68-82)	9	17	11	.607	0	2	0	2
<u>RHODE ISLAND</u>								
Bryant (1975)	1	0	1	.000	0	0	0	0
Providence (1951)	1	0	1	.000	0	0	0	0
Roger Williams (1974)	1	0	1	.000	0	0	0	0
<u>SOUTH CAROLINA</u>								
Central Wesleyan (1979)	1	0	1	.000	0	0	0	0
Erskine (1949-74-78)	3	1	3	.250	0	0	0	0
Newberry (1961-75-76-77)	4	4	4	.500	0	0	0	0
South Carolina-Aiken (1980)	1	1	1	.500	0	0	0	0
South Carolina-Spartanburg (1981-82)	2	6	1	.857	1	0	0	0
South Carolina State (1970-73)	2	1	2	.333	0	0	0	0
Wofford (1960)	1	2	1	.667	0	0	0	0
<u>SOUTH DAKOTA</u>								
Dakota Wesleyan (1937-38-39-40-41-43-46-47-64-79)	10	5	10	.333	0	0	0	0
Huron (1952-74-80-81)	4	6	4	.600	0	0	1	0
Mount Marty (1977)	1	0	1	.000	0	0	0	0
Northern State (1939-40-57-58-59-61-70-71)	8	2	8	.200	0	0	0	0

WON-LOST RECORDS IN NATIONAL TOURNAMENT (Cont'd)

Team (Years Participated)	Years	Won	Lost	Pct.	1st	2nd	3rd	4th
<u>SOUTH DAKOTA (Cont'd)</u>								
Sioux Falls (1938-41)	2	0	2	.000	0	0	0	0
South Dakota State (1943-48-51-56)	4	0	4	.000	0	0	0	0
South Dakota Tech (1973)	1	0	1	.000	0	0	0	0
South Dakota, U. of (1950)	1	0	1	.000	0	0	0	0
Yankton (1942-63-69)	3	0	3	.000	0	0	0	0
<u>TENNESSEE</u>								
Austin-Peay State (1957)	1	0	1	.000	0	0	0	0
Carson-Newman (1961-62-63-64-66)	5	10	5	.667	0	0	1	0
Christian Brothers (1959-60)	2	0	2	.000	0	0	0	0
David Lipscomb (1982)	1	0	1	.000	0	0	0	0
East Tennessee State (1953-54-56)	3	0	3	.000	0	0	0	0
LeMoyné-Owen (1978-79-80)	3	2	3	.400	0	0	0	0
Lincoln Memorial (1976-77-81)	3	4	4	.500	0	0	0	0
Memphis State (1951-52)	2	3	2	.600	0	0	0	0
Middle Tennessee State (1955)	1	0	1	.000	0	0	0	0
Tennessee A&I (1953-54-56-57-58-59-60)	7	23	4	.852	3	0	1	0
Tennessee Wesleyan (1967)	1	2	1	.667	0	0	0	0
Union (1958)	1	0	1	.000	0	0	0	0
<u>TEXAS</u>								
Abilene Christian (1980)	1	1	1	.500	0	0	0	0
Austin (1958-59)	2	0	2	.000	0	0	0	0
Bishop (1968-72)	2	0	2	.000	0	0	0	0
Corpus Christi (1969)	1	0	1	.000	0	0	0	0
Dallas Baptist (1973)	1	0	1	.000	0	0	0	0
East Texas Baptist (1951-61)	2	2	2	.500	0	0	0	0
East Texas State (1939-40-42-50-53-54-55-58-77-78)	10	20	11	.645	1	0	0	2
Houston (1946-47)	2	2	2	.500	0	0	0	0
Howard Payne (1963-66-67-69-76)	5	1	5	.167	0	0	0	0
McMurry (1962)	1	0	1	.000	0	0	0	0
Midwestern State (1953-56-60-65-66-67-74-75-78-79-81)	11	16	12	.571	0	1	0	1
North Texas State (1938-43)	2	5	2	.714	0	0	1	0
Pan American (1962-63-64)	3	10	2	.833	1	1	0	0
Paul Quinn (1980-82)	2	0	2	.000	0	0	0	0
Prairie View A&M (1962)	1	5	0	1.000	1	0	0	0
St. Mary's (1964-67-74-75-81-82)	6	11	8	.579	0	0	0	2
Sam Houston State (1973)	1	1	1	.500	0	0	0	0
Southwest Texas State (1951-52-57-59-60-61-79)	7	21	6	.778	1	0	3	0
Stephen F. Austin (1941-56-65-68-70-71-72-82)	8	10	8	.556	0	0	1	0
Texas Southern (1955-56-57-58-71-76-77)	7	18	6	.750	1	1	1	0
Texas Tech (1942-49)	2	3	2	.600	0	0	0	0
Texas Wesleyan (1940-41-42-43-47-48)	6	5	6	.455	0	0	0	0
Texas-El-Paso (1941)	1	0	1	.000	0	0	0	0
Trinity (1939)	1	1	1	.500	0	0	0	0
Wayland Baptist (1954-55-57)	3	0	3	.000	0	0	0	0
West Texas State (1938-39-40-41-45-46-52)	7	9	7	.563	0	0	1	0
Wiley (1970)	1	1	1	.500	0	0	0	0
<u>UTAH</u>								
Brigham Young (1948-49)	2	2	2	.500	0	0	0	0
Southern Utah State (1977)	1	0	1	.000	0	0	0	0
Utah State (1952)	1	1	1	.500	0	0	0	0
Westminster (1959-61)	2	0	2	.000	0	0	0	0
<u>VIRGINIA</u>								
Hampton Institute (1978-80-82)	3	4	3	.571	0	0	1	0
Norfolk State (1966-75-76-79-81)	5	5	6	.455	0	0	0	1
Roanoke (1938)	1	4	1	.800	0	1	0	0
Virginia State (1974)	1	0	1	.000	0	0	0	0
<u>WASHINGTON</u>								
Central Washington (1950-65-66-67-68-69-70-71-74-75-76-77-78-79-80-81-82)	17	25	17	.595	0	1	2	0
Eastern Washington (1942-43-45-46-47)	5	6	5	.545	0	0	0	0
Gonzaga (1948-53)	2	1	2	.333	0	0	0	0
Pacific Lutheran (1951-56-57-58-59-62-63-64)	8	11	8	.579	0	1	1	0
Puget Sound (1949-50)	2	1	2	.333	0	0	0	0
Western Washington (1960-72)	2	2	2	.500	0	0	0	0
Whitworth (1952-54-55-61)	4	2	4	.333	0	0	0	0

WON-LOST RECORDS IN NATIONAL TOURNAMENT (Cont'd)

<u>Team (Years Participated)</u>	<u>Years</u>	<u>Won</u>	<u>Lost</u>	<u>Pct.</u>	<u>1st</u>	<u>2nd</u>	<u>3rd</u>	<u>4th</u>
<u>WEST VIRGINIA</u>								
Alderson-Broadus (1955-56)	2	2	2	.500	0	0	0	0
Davis & Elkins (1950)	1	2	1	.667	0	0	0	0
Fairmont State (1965-68-69-71-73-74-75-76-77-78-80-81)	12	15	14	.517	0	1	0	2
Glenville State (1939-40-51-72)	4	6	4	.600	0	0	1	0
Marshall (1938-47-48)	3	7	2	.778	1	0	0	0
Morris Harvey (1953-54-62-64-66-67-70)	7	6	8	.429	0	0	0	1
West Liberty State (1952)	1	0	1	.000	0	0	0	0
West Virginia State (1961-63)	2	1	2	.333	0	0	0	0
West Virginia Tech (1957-82)	2	0	2	.000	0	0	0	0
West Virginia Wesleyan (1958-59-60-79)	4	5	4	.556	0	0	0	0
<u>WISCONSIN</u>								
Beloit (1947-48-49-55)	4	10	4	.714	0	0	1	0
Carroll (1954)	1	0	1	.000	0	0	0	0
Lakeland (1966)	1	1	1	.500	0	0	0	0
Ripon (1940)	1	0	1	.000	0	0	0	0
St. Norbert (1961-62-65)	3	0	3	.000	0	0	0	0
Wisconsin-Eau Claire (1939-45-46-51-56-70-71-72-74-79-80-81-82)	13	18	14	.563	0	1	1	1
Wisconsin-Green Bay (1973)	1	2	1	.667	0	0	0	0
Wisconsin-LaCrosse (1964)	1	0	1	.000	0	0	0	0
Wisconsin-Oshkosh (1960-63-67-68)	4	4	4	.500	0	0	1	0
Wisconsin-Parkside (1975-76-77-78)	4	5	4	.556	0	0	0	0
Wisconsin-Platteville (1958-59)	2	1	2	.333	0	0	0	0
Wisconsin-River Falls (1947-49-50-53)	4	1	4	.200	0	0	0	0
Wisconsin-Stevens Point (1942-57)	2	1	2	.333	0	0	0	0
Wisconsin-Stout (1942-43-69)	3	2	3	.400	0	0	0	0
Wisconsin-Superior (1940-41)	2	2	2	.500	0	0	0	0
Wisconsin-Whitewater (1952)	1	0	1	.000	0	0	0	0

ALL-TIME SCORES

1937

Southwestern KS 54, Dakota Wesleyan 26
 Central Missouri 56, Luther IA 38
 Morningside IA 29, Baker KS 21
 Arkansas State 34, St. Benedict's 33

Central Missouri 38, Southwestern 34(S-Finals)
 Morningside 40, Arkansas State Teachers 33(S-Finals)
 Southwestern 46, Arkansas State Teachers 38(3rd)
 Central Missouri 35, Morningside 24(championship)

1938

Jordan MI 32, Ottawa KS 31
 Northwest Missouri 39, Sioux Falls IA 27
 Valparaiso IN 57, Oregon College 48
 North Texas 31, Morningside IA 29
 Roanoke VA 45, Nebraska Wesleyan 20
 Central Missouri 36, Dakota Wesleyan SD 33
 New Mexico State 53, McPherson KS 37
 Idaho 41, Manchester IN 38
 Central Oklahoma 43, Arkansas Teachers 34
 Washburn KS 37, Winona State MN 36
 West Texas 35, Westminster MO 34
 St. Ambrose IA 50, Kansas Wesleyan 35
 Marshall WV 67, Peru State NE 60
 Delta State MS 52, Drury MO 51, ot
 Murray State KY 47, Drake IA 40
 Simpson IA 2, Western Kentucky 0, forfeit

Jordan 31, Simpson 29
 New Mexico State 56, Idaho 40
 Roanoke 34, West Texas 34
 St. Ambrose 38, Central Oklahoma 36
 Delta State 48, North Texas 39
 Washburn 53, Marshall 51
 Central Missouri 44, Valparaiso 24
 Murray State 38, Northwest Missouri 30
 Roanoke 46, St. Ambrose 43(Q-Finals)
 Washburn 44, Jordan 21(Q-Finals)
 Central Missouri 48, Delta State 35(Q-Finals)
 Murray State 30, New Mexico State 29(Q-Finals)
 Central Missouri 44, Washburn 24(S-Finals)
 Roanoke 35, Murray State 29(S-Finals)
 Murray State 33, Washburn 24(3rd)
 Central Missouri 45, Roanoke 30(championship)

1939

Culver-Stockton MO 53, Winona State MN 40
 Westminster MO 33, Delta State MS 32
 Augustana IL 49, Northwestern LA 43
 East Texas 68, Southwest Missouri 45
 Glenville State WV 49, Simpson IA 34
 Northwest Missouri 35, Wayne NE 20
 Southwestern KS 39, Wisconsin-Eau Claire 30
 Peru State NE 55, High Point NC 46
 Trinity TX 44, Alfred Holbrook OH 41
 Dakota Wesleyan SD 41, West Texas 38
 St. Ambrose IA 37, New Mexico Mines 22
 Murray State KY 43, Jordan MI 37
 San Diego State CA 49, Northern SD 25
 Wayne MI 66, Anderson IN 26
 Central Missouri 20, Lbras IA 16
 Manchester IN 53, Central Oklahoma 50

Southwestern KS 37, Westminster MO 31
 Northwest Missouri 30, Culver-Stockton MO 24
 Dakota Wesleyan 42, St. Ambrose 21
 Peru State 48, Trinity 42, ot
 Manchester 42, Murray State KY 39
 Glenville 56, Wayne 50
 Central Missouri 32, Augustana 29
 San Diego State 41, East Texas 36
 Southwestern 53, Northwest Missouri 37(Q-Finals)
 Glenville State 52, St. Ambrose 42(Q-Finals)
 Peru State 45, Central Missouri 31(Q-Finals)
 San Diego State 49, Manchester 41(Q-Finals)
 Southwestern 46, Glenville State 37(S-Finals)
 San Diego State 49, Peru State 29(S-Finals)
 Glenville State 42, Peru State 26(3rd)
 Southwestern 32, San Diego State 31(Championship)

1940

Tarkio MO 54, Alfred Holbrook OH 37
Hamline MN 47, Pacific OR 26
East Texas 49, Ripon WI 39
Pittsburg State KS 47, St. Joseph's IN 26
Southeastern Oklahoma 33, Northwestern LA 27
Glenville State WV 50, Wayne NE 38
West Texas 60, Northern SD 52
Appalachian State NC 43, Bemidji MN 34
Wisconsin-Superior 55, Upper Iowa 42
Peru State NE 49, Augustana IL 46
Kansas Wesleyan 45, Arkansas State 33
Delta State MS 43, Dakota Wesleyan SD 31
Texas Wesleyan 40, Central Missouri 36
Northwest Missouri 45, Simpson IA 44
San Diego State CA 36, Central Oklahoma 35
Southwestern KS 36, Loras IA 30

1941

Alma MI 43, Panhandle A&M OK 24
Culver-Stockton MO 40, Texas Western 26
Delta State MS 52, Sioux Falls IA 35
Texas Wesleyan 71, Evansville IN 62
Appalachian State NC 63, Baker KS 42
St. Mary's MN 38, Tarkio MO 28
Northwest Missouri 35, Dakota Wesleyan SD 31
West Texas 77, Dubuque IA 39
Wisconsin-Superior 51, Morningside IA 42
Stephen F. Austin TX 64, Simpson IA 51
Santa Barbara CA 32, Wayne NE 26
Bemidji State MN 35, Pittsburg State KS 33
Murray State KY 68, Oregon College 46
Baltimore MD 52, Omaha NE 35
Northwestern LA 50, Central Missouri 43
San Diego 46, Western Montana 29

1942

High Point NC 44, Yankton SD 37
East Central OK 46, Murray State KY 45, ot
Wisconsin-Stout 47, Texas Wesleyan 42
Simpson IA 59, Portland OR 43
Indiana State 83, Wisconsin-Stevens Point 45
Southwestern KS 47, East Texas 43
Pittsburg State KS 37, Arkansas State 34
Evansville 73, Peru State NE 50
Hamline MN 67, New Mexico Western 40
Texas Tech 59, Louisiana Tech 47
Bemidji State MN 46, Panzer NJ 37
Luther IA 39, Delta State MS 35
Southeastern Oklahoma 43, Eastern Washington 33
Missouri Valley 68, Pepperdine CA 53
Central Missouri 53, Morehead State KY 29
San Diego State CA 36, Chadron State NE 29

1943

Southeast Missouri 50, Dakota Wesleyan SD 30
East Central OK 53, South Dakota State 47
Southwestern KS 70, Ouachita AR 36
St. Cloud MN 59, Texas Wesleyan 54
Northwest Missouri 37, Indiana State 28
Westminster MO 48, Loyola IL 45, ot
Hamline MN 65, Central Methodist MO 38
Murray State KY 72, Southwest Missouri 44
Eastern Oregon 45, Illinois Wesleyan 40
North Texas 60, Wisconsin-Stout 37
Luther IA 31, Southeastern Oklahoma 29
Kansas Wesleyan 43, Lawrence Tech MI 42
York NE 52, Akron OH 49
Appalachian State NC 48, Simpson IA 31
Pepperdine CA 50, Kearney State NE 45
Eastern Washington 54, Valparaiso IN 42

1944

No Tournament Held

Tarkio 50, West Texas 49
Pittsburg State 55, East Texas State 33
Hamline 59, Kansas Wesleyan 50
Delta State 57, Wisconsin-Superior 40
Texas Wesleyan 40, Southeastern Oklahoma 39
San Diego State 48, Appalachian State 46
Northeast Missouri 43, Peru State 41
Southwestern KS 38, Glenville State 37
Tarkio 50, Texas Wesleyan 25(Q-Finals)
San Diego State 32, Pittsburg State 30(Q-Finals)
Delta State 44, Northwest Missouri 30(Q-Finals)
Hamline 38, Southwestern 33 (Q-Finals)
Tarkio 48, Hamline 34(S-Finals)
San Diego State 30, Delta State 28(S-Finals)
Delta State 45, Hamline 26(3rd)
Tarkio 52, San Diego State 42(championship)

Delta State 53, Wisconsin-Superior 45
West Texas 52, St. Mary's 39
Santa Barbara 31, Bemidji 29, ot
Murray State 51, Alma 33
Appalachian State 48, Baltimore 36
Northwest Missouri 34, Stephen F. Austin 28
Texas Wesleyan 56, Northwestern LA 47
San Diego 46, Culver-Stockton 41, ot
Santa Barbara 36, Appalachian State 29(Q-Finals)
Murray State 46, Northwest Missouri 43(Q-Finals)
West Texas 54, Delta State 34(Q-Finals)
San Diego 44, Texas Wesleyan 42(Q-Finals)
Murray State 35, Santa Barbara 33(S-Finals)
San Diego 43, West Texas 40(S-Finals)
West Texas 43, Santa Barbara 35(3rd)
San Diego 36, Murray State 34(championship)

Indiana State 41, Simpson 43
Hamline 37, Southwestern 31
Southeastern Oklahoma 37, Texas Tech 36
Pittsburg State 48, Luther 38
Central Missouri 59, High Point 40
Missouri Valley 49, Wisconsin-Stout 33
East Central 42, Evansville 30
Bemidji State 41, San Diego State 32
Hamline 45, Indiana State 41(Q-Finals)
Pittsburg State 59, Missouri Valley 49(Q-Finals)
Central Missouri 46, Bemidji State 32(Q-Finals)
Southeastern Oklahoma 46, East Central 41, ot(Q-Finals)
Hamline 45, Central Missouri 27(S-Finals)
Southeastern Oklahoma 37, Pittsburg State 36(S-Finals)
Pittsburg State 58, Central Missouri 47(3rd)
Hamline 33, Southeastern Oklahoma 31(championship)

Murray State 44, Southwestern 42
Northwest Missouri 61, Eastern Oregon 24
Southeast Missouri 56, Westminster 33
North Texas 51, York 49
Appalachian State 54, Kansas Wesleyan 40
Hamline 41, East Central 39
Pepperdine 43, Luther 38
Eastern Washington 54, St. Cloud 41
Northwest Missouri 46, Appalachian State 34(Q-Finals)
North Texas 45, Hamline 41(Q-Finals)
Murray State 44, Pepperdine 38(Q-Finals)
Southeast Missouri 57, Eastern Washington 51(Q-Finals)
Northwest Missouri 47, North Texas 31(S-Finals)
Southeast Missouri 38, Murray State 36(S-Finals)
North Texas 59, Murray State 55, ot(3rd)
Southeast Missouri 34, Northwest Missouri 32(championship)

1945

Central Methodist MO 54, Wisconsin-Eau Claire 36
 Southern Illinois 64, Washburn KS 49
 Eastern Kentucky 64, Simpson IA 42
 West Texas 54, Wichita KS 43
 Doane NE 54, Eastern Washington 51
 Pepperdine CA 77, Peru State NE 42
 Canterbury IN 53, Catawba NC 39
 Loyola LA 53, Phillips OK 31

Eastern Kentucky 50, Central Methodist 48, ot(Q-Finals)
 Southern Illinois 61, Doane 44(Q-Finals)
 Pepperdine 52, West Texas 45(Q-Finals)
 Loyola 60, Canterbury 43(Q-Finals)
 Loyola 37, Southern Illinois 35(S-Finals)
 Pepperdine 52, Eastern Kentucky 34(S-Finals)
 Eastern Kentucky 56, Southern Illinois 49(3rd)
 Loyola 49, Pepperdine 36(championship)

1946

Augsburg MN 64, Washburn KS 36
 Houston TX 63, High Point NC 34
 Indiana State 62, St. Cloud MN 51
 Culver-Stockton MO 55, Wichita KS 51
 Loyola LA 76, Hastings NE 48
 Southern Illinois 49, Central Missouri 39
 Dakota Wesleyan SD 39, New Mexico Mines 36
 Pepperdine CA 62, Arkansas State 37
 Loras IA 57, Panzer NJ 43
 West Texas 71, Wisconsin-Eau Claire 47'
 Eastern Washington 66, Louisiana Tech 44
 Southwestern Oklahoma 50, Peru State NE 36
 Iowa State Teachers 58, Montana State 42
 Drury MO 51, Eastern Kentucky 47
 Arizona State-Flagstaff 45, Rockhurst MO 37
 Nevada 55, Morningside IA 40

Southern Illinois 58, Loras 55
 Indiana State 62, Houston 43
 Dakota Wesleyan 41, Culver-Stockton 40
 Eastern Washington 45, Southeastern Oklahoma 37
 Pepperdine 64, Iowa State Teachers 22
 Drury 55, Augsburg 47
 Loyola 60, Arizona State 56, ot
 Nevada 60, West Texas 46
 Indiana State 55, Dakota Wesleyan 34(Q-Finals)
 Pepperdine 46, Eastern Washington 42(Q-Finals)
 Loyola 54, Drury 43(Q-Finals)
 Southern Illinois 66, Nevada(Q-Finals)
 Indiana State 56, Pepperdine 43(S-Finals)
 Southern Illinois 53, Loyola 37(S-Finals)
 Pepperdine 82, Loyola 55(3rd)
 Southern Illinois 49, Indiana State 40(championship)

1947

Mankato State MN 71, Loras IA 63
 Arizona State-Flagstaff 49, Youngstown OH 45, ot
 Houston 60, Montana State 58
 Whittier CA 70, Northwestern IA 56
 Marshall WV 113, Wisconsin-River Falls 80
 Emporia State KS 78, Lawrence Tech MI 54
 Dakota Wesleyan SD 44, Southern Illinois 39
 Texas Wesleyan 84, Linfield OR 50
 Beloit WI 75, Arkansas State C. 60
 DePauw IN 82, Oglethorpe GA 30
 Canterbury IN 68, Western Carolina NC 55
 Southeastern Oklahoma 53, Eastern Illinois 42
 Eastern Washington 51, Culver Stockton MO 48
 Northeast Missouri 76, Delta State 58
 Hamline 71, New Mexico U. 49
 Hastings 53, Loyola MD 44

Arizona State-Flagstaff 44, Houston 42
 Beloit 63, Texas Wesleyan 53
 Mankato State 65, DePauw 54
 Emporia State 60, Canterbury 48
 Eastern Washington 62, Dakota Wesleyan 48
 Northeast Missouri 51, Whittier 49
 Marshall 55, Hamline 54
 Southeastern Oklahoma 48, Hastings 42
 Emporia State 55, Beloit 52(Q-Finals)
 Arizona State 59, Northeast Missouri 55(Q-Finals)
 Marshall 56, Eastern Washington 48(Q-Finals)
 Mankato State 50, Southeastern Oklahoma 44(Q-Finals)
 Marshall 56, Emporia State 55, ot(S-Finals)
 Mankato State 52, Arizona State 46(S-Finals)
 Arizona State 47, Emporia State 38(3rd)
 Marshall 73, Mankato State 59(championship)

1948

Central Connecticut 63, Montana 52
 Beloit WI 84, East Central OK 60
 Louisville KY 63, South Dakota State 60
 Southern Illinois 54, Southern Oregon 50
 Lawrence Tech MI 76, Appalachian State NC 48
 Arizona State-Tempe 68, Northeast Missouri 66
 Marshall WV 72, Peru State NE 53
 Brigham Young UT 66, Delta State MS 61
 Xavier OH 67, Northwestern IA 43
 Manhattan NY 65, Arkansas State T. 60
 Indiana State 72, St. Francis PA 40
 Hamline MN 85, Mercer GA 41
 Gonzaga WA 46, Texas Wesleyan 45
 Emporia State KS 65, Loyola MD 47
 San Jose CA 64, Iowa State Teachers 58
 Mankato State MN 49, Denver CO 46

Beloit 78, Lawrence Tech 62
 Xavier 57, Central Connecticut 35
 Manhattan 52, Southern Illinois 42
 Indiana State 82, Brigham Young 68
 Hamline 70, Gonzaga 55
 Louisville 82, Emporia State 66
 San Jose 74, Marshall 72, ot
 Mankato State 54, Arizona State-Tempe 53
 Hamline 61, Manhattan 51(Q-Finals)
 Louisville 85, Beloit 76(Q-Finals)
 Indiana State 59, San Jose 52(Q-Finals)
 Xavier 62, Mankato 50(Q-Finals)
 Indiana State 66, Hamline 55, ot(S-Finals)
 Louisville 56, Xavier 49(S-Finals)
 Hamline 59, Xavier 58(3rd)
 Louisville 82, Indiana State 70(championship)

1949

Eastern Illinois 89, Miami FL 73
 Indiana Central 72, Central Connecticut 59
 Indiana State 60, Eastern New Mexico 42
 St. Thomas MN 74, Peru State NE 44
 Brigham Young UT 79, NW Oklahoma 50
 Emporia State KS 67, Delta State MS 57
 Hamline MN 76, Arkansas State Teachers 43
 San Jose CA 63, Lawrence Tech MI 52
 Northwestern IA 70, Puget Sound WA 58
 Iowa State Teachers 65, Wisconsin-River Falls 64
 Beloit WI 96, Waynesburg PA 56
 Texas Tech 79, Western Montana 43
 Regis CO 71, Erskine SC 47
 Southwest Missouri 59, Portland OR 56
 North Dakota 70, U. of Hawaii 53
 Loyola MD 79, Cedarville OH 67

Northwestern 59, Brigham Young 57
 Eastern Illinois 81, San Jose 75
 Hamline 83, Indiana Central 66
 Emporia State 66, Iowa State Teachers 49
 Regis 53, St. Thomas 52
 Beloit 66, Southwest Missouri 47
 Texas Tech 62, North Dakota 57
 Indiana State 78, Loyola 58
 Regis 56, Northwestern IA 51(Q-Finals)
 Beloit 65, Eastern Illinois 64(Q-Finals)
 Hamline 80, Texas Tech 56(Q-Finals)
 Indiana State 67, Emporia State 66(Q-Finals)
 Hamline 52, Beloit 43(S-Finals)
 Regis 48, Indiana State 45, 2 ot(S-Finals)
 Beloit 67, Indiana State 59(3rd)
 Hamline 57, Regis 46(championship)

1950

Portland OR 48, Montana State 47
Central Washington 61, Murray State KY 55
Davis & Elkins WV 79, St. Thomas MN 53
Westminster PA 70, Central Connecticut 62
Tampa FL 85, New Mexico A&M 75
Hamline MN 74, Regis CO 66
Central Methodist MO 68, Peru NE 59
Pepperdine CA 54, American DC 50
Puget Sound WA 70, SE Louisiana 68, ot
Brooklyn NY 79, Appalachian State NC 75
East Texas 55, South Dakota 54
Baldwin-Wallace OH 84, Kalamazoo MI 78
Arkansas Tech 75, Morningside IA 64
Indiana State 65, Delta State MS 59
East Central OK 70, Kansas Wesleyan 68
Wisconsin-River Falls 80, Eastern Illinois 68

Central Washington 51, PortlandOR 43
Brooklyn 64, Puget Sound 47
Davis & Elkins 85, Westminster 75
Baldwin-Wallace 82, East Texas 62
Tampa 69, Pepperdine 61
Indiana State 87, Arkansas Tech 79
Central Methodist 76, Hamline 66
East Central 75, Wisconsin-River Falls 64
Tampa 81, Davis & Elkins 69(Q-Finals)
Indiana State 61, Baldwin-Wallace 39(Q-Finals)
Central Methodist 65, Central Washington 55(Q-Finals)
East Central 84, Brooklyn 52(Q-Finals)
Indiana State 73, Tampa 69(S-Finals)
East Central 57, Central Methodist 54(S-Finals)
Central Methodist 80, Tampa 67(3rd)
Indiana State 61, East Central 57(championship)

1951

New Mexico A&M 68, Glenville State WV 54
Florida State 85, South Dakota State 70
Arkansas Tech 64, C. of Pacific CA 61
Southwest Texas 70, Morehead State KY 62
Memphis State TN 76, U. of Portland OR 74
Regis CO 72, EastCentral OK 55
Ottawa KS 73, Hillsdale MI 58
Millikin IL 77, Eastern New Mexico 63
Morningside IA 66, Providence RI 63
Hastings NE 71, Pacific Lutheran WA 51
Baldwin-Wallace OH 67, American DC 66
East Texas Baptist 67, High Point NC 64
Pepperdine CA 86, Wisconsin-Eau Claire 53
Hamline MN 82, Rocky Mountain MT 57
Central Methodist MO 68, SE Louisiana 66
Evansville IN 85, Westminster PA 74

Regis 82, Southwest Texas 64
Memphis State 81, Hastings 79, ot
Florida State 61, Pepperdine 59
Millikin 80, East Texas Baptist 62
Hamline 64, Arkansas Tech 52
Baldwin-Wallace 68, Ottawa 67
New Mexico A&M 73, Central Methodist 69
Evansville 75, Morningside 62
Millikin 91, Florida State 60(Q-Finals)
Baldwin-Wallace 90, Memphis State 67(Q-Finals)
Hamline 80, New Mexico A&M 56(Q-Finals)
Regis 70, Evansville 68(Q-Finals)
Hamline 78, Baldwin-Wallace 62(S-Finals)
Millikin 88, Regis 70(S-Finals)
Baldwin-Wallace 82, Regis 78(3rd)
Hamline 69, Millikin 61(championship)

1952

Montana State 82, American International MA 66
Murray State KY 72, Centenary LA 46
Millikin IL 101, Elon NC 69
Whitworth WA 71, Wisconsin-Whitewater 60
Indiana State 79, Farleigh-Dickinson NJ 72
Hamline MN 91, Tampa FL 65
Southwest Missouri 87, Chadron State NE 66
Portland OR 84, Findlay OH 82
Memphis State TN 60, Baltimore MD 39
West Texas State 88, West Liberty WV 69
Morningside IA 84, Pepperdine CA 80
New Mexico A&M 86, Mississippi Southern 70
Utah State 85, Clarion State PA 68
Eastern Illinois 113, Huron SD 78
Lawrence Tech MI 97, Washburn KS 80
Southwest Texas 97, Arkansas Tech 53

Whitworth 72, Millikin 71
Murray State 75, West Texas 73, ot
Portland 72, Memphis State 48
Southwest Texas 69, New Mexico A&M 52
Hamline 85, Montana State 72
Morningside 98, Eastern Illinois 93
Southwest Missouri 82, IndianaState 64
Lawrence Tech 72, Utah State 63
Murray State 81, Whitworth 69(Q-Finals)
Southwest Missouri 87, Morningside 74(Q-Finals)
Southwest Texas 65, Lawrence Tech 57(Q-Finals)
Portland 75, Hamline 65(Q-Finals)
Southwest Missouri 70, Southwest Texas 67, 2 ot(S-Finals)
Murray State 58, Portland 57(S-Finals)
Southwest Texas 78, Portland 68(3rd)
Southwest Missouri 73, Murray State 64(championship)

1953

Eastern Illinois 84, Morris Harvey WV 67
Findlay OH 80, Adams State CO 63
Mississippi Southern 106, Wisconsin-River Falls72
Indiana State 100, Midwestern TX 76
Pasadena CA 107, Ricks ID 72
St. Benedict's KS 69, North Dakota 66
Nebraska Wesleyan 81, Arnold CT 62
Loyola MD 66, Portland OR 64
East Texas 57, Adrian MI 40
St. Peter's NJ 81, SW Oklahoma 60
Arkansas Tech 85, East Carolina NC 81
Arizona State-Tempe 81, East Tennessee 79
Hamline MN 89, Louisiana Tech 80
Stetson FL 75, Iowa State Teachers 57
Southwest Missouri 95, Gonzaga WA 74
Tennessee A&I 89, Geneva PA 88

East Texas 85, St. Peter's 68
Mississippi Southern 94, Loyola 83
Indiana State 100, Arkansas Tech 81
Nebraska Wesleyan 83, Arizona State 71
Hamline 88, Eastern Illinois 86
Findlay 96, Pasadena 93
Southwest Missouri 94, Stetson 71
Tennessee A&I 79, St. Benedict's 56
Hamline 102, Mississippi Southern 92(Q-Finals)
Indiana State 106, Findlay 70(Q-Finals)
Southwest Missouri 80, Nebraska Wesleyan 74(Q-Finals)
East Texas State 72, Tennessee A&I 67(Q-Finals)
Southwest Missouri 84, Indiana State 78(S-Finals)
Hamline 73, East Texas 71(S-Finals)
Indiana State 74, East Texas 71(3rd)
Southwest Missouri 79, Hamline 71(championship)

1954

Nebraska Wesleyan 58, Whitworth WA 54, ot
St. Peter's NJ 76, Wayland TX 63
Western Illinois 84, Morris Harvey WV 68
Regis CO 61, Tennessee A&I 58
East Texas 72, U. of Portland OR 59
Southwest Missouri 77, East Tennessee 72
Rio Grande OH 90, Arizona St-Flagstaff 74
Arkansas Tech 100, Mercer CA 72
Lawrence Tech MI 75, Carroll WI 70
SE Louisiana 77, Georgetown KY 76
SE Oklahoma 68, Montana State 62
Geneva PA 88, Indiana State 82
Pasadena CA 79, Bridgeport CT 60
St. Benedict's KS 68, East Carolina NC 61
Gustavus-Adolphus MN 104, Mississippi Southern 64
St. Ambrose IA 77, North Dakota 70

Arkansas Tech 85, Lawrence Tech 72
St. Peter's 63, Regis 58
Western Illinois 79, SE Oklahoma 74, ot
East Texas 79, Geneva 52
Pasadena 81, Nebraska Wesleyan 74
Southwest Missouri 66, Gustavus Adolphus 57
SE Louisiana 78, Rio Grande 65
St. Benedict's 74, St. Ambrose 50
Arkansas Tech 81, St. Peter's 77(Q-Finals)
Southwest Missouri 65, East Texas 59, ot(Q-Finals)
Western Illinois 84, SE Louisiana 79, ot, (Q-Finals)
St. Benedict's 62, Pasadena 61(Q-Finals)
Western Illinois 78, Southwest Missouri 75 (S-Finals)
St. Benedict's 63, Arkansas Tech 59(S-Finals)
Southwest Missouri 75, Arkansas Tech 61(3rd)
St. Benedict's 62, Western Illinois 56(championship)

1955

Florida State 93, Montana State 84
Texas Southern 102, Adrian MI 83
Steubenville OH 79, Mississippi Southern 62
Alderson-Broadus WV 100, Minot State ND 72
Gustavus-Adolphus MN 78, Wayland TX 58
East Texas 68, Portland State OR 55
Southwestern KS 83, Loyola CA 79
Beloit WI 88, Whitworth WA 75
Atlantic Christian NC 95, Evansville IN 88
SE Oklahoma 120, Middle Tennessee 67
Arkansas Tech 96, Southern Connecticut 71
Northeast Missouri 82, Georgetown KY 70
Quincy IL 84, St. Francis NY 82
Nebraska Wesleyan 86, Geneva PA 80
Western Illinois 76, Regis CO 60
Louisiana Tech 94, Coe IA 65

Arkansas Tech 93, Atlantic Christian 74
East Texas State 94, Southwestern 78
SE Oklahoma 106, Nebraska Wesleyan 69
Alderson-Broadus 88, Quincy 84
Western Illinois 86, Northeast Missouri 85
Gustavus Adolphus 67, Texas Southern 55
Steubenville 90, Louisiana Tech 65
Beloit 110, Florida State 88
East Texas 66, Beloit 57(Q-Finals)
SE Oklahoma 96, Steubenville 77(Q-Finals)
Western Illinois 50, Gustavus-Adolphus 49(Q-Finals)
Arkansas Tech 93, Alderson-Broadus 74(Q-Finals)
SE Oklahoma 68, Western Illinois 61(S-Finals)
East Texas 81, Arkansas Tech 66(S-Finals)
Western Illinois 77, Arkansas Tech 74(3rd)
East Texas 71, SE Oklahoma 54(championship)

1956

Stephen F. Austin TX 72, Coe IA 64
Gustavus Adolphus MN 80, East Tennessee 60
Central State OH 67, Montana State 66
Georgia Southern 81, SE Oklahoma 78
Wisconsin-Eau Claire 84, Portland State OR 76
Western Illinois 114, Eastern New Mexico 87
Rockhurst MO 81, Rider NJ 59
Geneva PA 74, Arkansas Tech 69
Midwestern TX 87, American International MA 70
Tennessee A&I 86, Indiana Central 63
Pacific Lutheran WA 79, South Dakota State 64
Wheaton IL 80, Kalamazoo MI 60
McNeese State IA 88, Georgetown KY 65
Texas Southern 108, Hastings NE 81
Pittsburg State KS 77, Elon NC 55
San Diego State CA 77, Alderson-Broadus WV 64

Midwestern 93, Geneva 75
Tennessee A&I 62, Wisconsin-Eau Claire 61
Western Illinois 72, Pacific Lutheran 67
Wheaton 74, Stephen F. Austin 66
McNeese 87, Central State 74
Texas Southern 64, Rockhurst 61
Pittsburg State 99, Georgia Southern 72
Gustavus Adolphus 69, San Diego 60
McNeese 76, Tennessee A&I 68(Q-Finals)
Texas Southern 85, Midwestern 82(Q-Finals)
Pittsburg State 83, Western Illinois 76(Q-Finals)
Wheaton 90, Gustavus Adolphus 73(Q-Finals)
McNeese 78, Pittsburg State 72(S-Finals)
Texas Southern 82, Wheaton 73(S-Finals)
Pittsburg State 77, Wheaton 70(3rd)
McNeese 60, Texas Southern 55(championship)

1957

Eastern Illinois 88, New Mexico Highlands 76
Wisconsin-Stevens Point 93, Millersville PA 85
U. of Portland OR 77, Austin Peay TN 65
Southwest Texas 104, Upper Iowa 71
Hamline MN 75, Wayland TX 72
Texas Southern 67, Southern Connecticut 66
Emporia State KS 82, Northern SD 66
Villa Madonna KY 93, West Virginia Tech 91
Stetson FL 100, Wayne State NE 84
Tennessee A&I 87, Adrian MI 69
Ball State IN 98, Troy State AL 70
Pacific Lutheran WA 76, Elon NC 61
Youngstown OH 81, Westmont CA 75
Western Illinois 101, Southern Arkansas 70
William Jewell MO 70, Adelphi NY 69, ot
SE Oklahoma 82, Northwest Nazarene ID 58

Eastern Illinois 110, Villa Madonna 78
Tennessee A&I 87, U. of Portland 70
Texas Southern 97, Ball State 72
Pacific Lutheran 105, Stetson 83
Hamline 81, Wisconsin-Stevens Point 69
Youngstown 80, Emporia State 74
Western Illinois 80, William Jewell 67
SE Oklahoma 98, Southwest Texas 78
Pacific Lutheran 91, Texas Southern 72(Q-Finals)
Eastern Illinois 88, Hamline 83(Q-Finals)
Tennessee A&I 90, Western Illinois 88(Q-Finals)
SE Oklahoma 69, Youngstown 65(Q-Finals)
Tennessee A&I 71, Pacific Lutheran 70(S-Finals)
SE Oklahoma 95, Eastern Illinois 81(S-Finals)
Pacific Lutheran 87, Eastern Illinois 85(3rd)
Tennessee A&I 92, SE Oklahoma 73(championship)

1958

Wisconsin-Platteville 77, Austin TX 59
Indiana PA 96, Troy State AL 73
West Virginia Wesleyan 81, Arkansas Tech 75
Pacific Lutheran WA 76, Eastern New Mexico 63
Coe IA 63, U. of Portland OR 61
Tennessee A&I 113, Northern Michigan 45
Drury MO 78, Lenoir-Rhyne NC 73
Pasadena CA 80, Hastings NE 55
Western Montana 86, Assumption MA 73
Anderson IN 102, Union TN 86
East Texas 66, Minnesota-Duluth 59
Youngstown OH 88, Quincy IL 68
Texas Southern 79, Oklahoma Baptist 68
Western Illinois 74, Georgia Southern 62
Northern State SD 71, St. Benedict's KS 52
Georgetown KY 93, Rider NJ 76

West Virginia Wesleyan 93, Indiana 82
Coe 103, Western Montana 69
Tennessee A&I 77, Anderson 56
Youngstown 74, Wisconsin-Platteville 63
Texas Southern 91, Drury 61
Western Illinois 83, Pasadena 80
East Texas 63, Northern SD 57
Georgetown 92, Pacific Lutheran 91, ot
Texas Southern 98, Coe 78(Q-Finals)
Western Illinois 70, Youngstown 67(Q-Finals)
Tennessee A&I 81, East Texas 62(Q-Finals)
Georgetown 83, West Virginia Wesleyan 74(Q-Finals)
Tennessee A&I 110, Texas Southern 85(S-Finals)
Western Illinois 86, Georgetown 81(S-Finals)
Texas Southern 121, Georgetown 109(3rd)
Tennessee A&I 85, Western Illinois 73(championship)

1959

Minnesota-Duluth 87, Austin TX 79
Grambling LA 81, Christian Brothers TN 70
Central Oklahoma 72, Kentucky State 65
Arkansas State Teachers 70, Pikeville KY 67
Pacific Lutheran WA 78, Western Montana 60
Indiana State 87, Morningside IA 67
Fort Hays State KS 73, Westminster UT 60
West Virginia Wesleyan 84, Whittier CA 64
Westminster PA 79, Central Connecticut 76
Youngstown OH 85, Northern State SD 76
Lenoir-Rhyne NC 90, Northern Michigan 67
Southwest Texas 93, Linfield OR 61
Illinois Normal 98, Troy State AL 50
Tennessee A&I 75, Nebraska Wesleyan 57
Farleigh-Dickinson NJ 77, Culver-Stockton MO 66
Georgia Southern 91, Wisconsin-Platteville 84

Pacific Lutheran 68, Central Oklahoma 57
Fort Hays 59, Arkansas State Teachers 48
Lenoir-Rhyne 88, Grambling LA 78
Southwest Texas 61, Westminster 58
West Virginia Wesleyan 90, Minnesota-Duluth 75
Tennessee A&I 89, Youngstown 80
Illinois State Normal 68, Farleigh-Dickinson 64
Georgia Southern 73, Indiana State 70
Southwest Texas 80, Lenoir-Rhyne 78(Q-Finals)
Fort Hays 98, West Virginia Wesleyan 83(Q-Finals)
Tennessee A&I 131, Illinois State Normal 74(Q-Finals)
Pacific Lutheran 97, Georgia Southern 65(Q-Finals)
Tennessee A&I 64, Southwest Texas 62(S-Finals)
Pacific Lutheran 80, Fort Hays 71(S-Finals)
Southwest Texas 87, Fort Hays 80(3rd)
Tennessee A&I 97, Pacific Lutheran 87(championship)

1960

Tennessee A&I 102, Midwestern TX 83
West Virginia Wesleyan 109, Valley City ND 84
Findlay OH 76, Pittsburg State KS 61
Wofford SC 86, Oakland City IN 85, 2 ot
Hamline MN 88, Florence State AL 83, ot
Arkansas AM&N 64, Western Washington 53
Whittier CA 77, Ferris State MI 71
Westminster PA 64, Maryland State 63
Oklahoma Baptist 75, Southern Illinois 71
New Mexico Highlands 96, Nebraska Wesleyan 90
Parsons IA 67, Christian Brothers TN 65
Grambling LA 92, Central Connecticut 68
Villa Madonna KY 94, College of Idaho 70
Savannah State GA 85, Willamette OR 71
Southwest Texas 93, Wisconsin-Oshkosh 69
William Jewell MO 68, Stetson FL 66

Tennessee State 84, West Virginia Wesleyan 79
Wofford 80, Findlay 73
Hamline 89, Arkansas A&M 76
Westminster 59, Whittier 50
New Mexico Highlands 77, Oklahoma Baptist 67
William Jewell 73, Parsons 71
Grambling 113, Villa Madonna 97
Southwest Texas 101, Savannah State 88
Tennessee A&I 75, Wofford 60(Q-Finals)
Westminster 62, Hamline 59(Q-Finals)
William Jewell 67, New Mexico Highlands 62(Q-Finals)
Southwest Texas 76, Grambling 68(Q-Finals)
Westminster 39, Tennessee A&I 38(S-Finals)
Southwest Texas 82, William Jewell 44(S-Finals)
Tennessee A&I 100, William Jewell 65(3rd)
Southwest Texas 66, Westminster 44(championship)

1961

Westminster PA 68, Arkansas St. Teachers 60
Newberry SC 64, Simpson IA 58
Winston-Salem NC 95, Westminster UT 70
West Virginia State 90, Whitworth WA 89
Anderson IN 85, St. Bernard AL 77
Emporia State KS 77, Northern SD 72
Grambling LA 107, Linfield OR 85
Peru State NE 72, Oglethorpe GA 65
Georgetown KY 88, Western Montana 76
Redlands CA 89, Savannah State GA 80
Illinois Wesleyan 79, Gustavus Adolphus MN 63
Central Oklahoma 80, St. Norbert WI 73
East Texas Baptist 70, Steubenville OH 68
Southwest Texas 70, Central Connecticut 69
Missouri Valley 89, Maryland State 74
Northern Michigan 69, Carson-Newman TN 60

Westminster 85, Newberry 73
Winston-Salem 86, West Virginia State 76
Anderson 86, Emporia State 81, ot
Grambling 80, Peru State 60
Georgetown 59, Redlands 57
Central Oklahoma 84, Illinois Wesleyan 52
Southwest Texas 61, East Texas Baptist 59
Northern Michigan 79, Missouri Valley 63
Westminster 35, Winston-Salem 33(Q-Finals)
Grambling 62, Anderson 54(Q-Finals)
Georgetown 84, Central Oklahoma 83(Q-Finals)
Northern Michigan 80, Southwest Texas 75(Q-Finals)
Grambling 45, Westminster 44(S-Finals)
Georgetown 101, Northern Michigan 67(S-Finals)
Northern Michigan 101, Westminster 84(3rd)
Grambling 95, Georgetown 75(championship)

1962

Westminster PA 59, McMurry TX 54
William Jewell MO 57, Central Connecticut 52
Orange State CA 94, Stetson FL 79
Lewis & Clark OR 75, Fort Hays State KS 69
Pan American TX 61, Belmont Abbey NC 58, ot
Ferris State MI 73, St. Norbert WI 68
SE Oklahoma 83, C. of Idaho 64
Winston-Salem NC 83, Indiana State 71
Carson-Newman TN 75, Georgetown KY 51
Peru State NE 90, Mayville State ND 74
St. Cloud MN 86, Florence State AL 54
Western Illinois 76, Pratt Institute NY 70
Savannah State GA 84, Pacific Lutheran WA 75
Arizona State 95, Buena Vista IA 73
Morris Harvey WV 95, Ouachita Baptist AR 70
Prairie View TX 73, Ashland OH 64, ot

Westminster 82, William Jewell 65
Orange State 97, Lewis & Clark 78
Ferris Tech 66, Pan American 60
SE Oklahoma 59, Winston-Salem 50
Carson-Newman 67, Peru State 65
Western Illinois 84, St. Cloud 68
Arizona State 95, Savannah State 91
Prairie View 85, Morris Harvey 70
Westminster 63, Orange State 55(Q-Finals)
SE Oklahoma 69, Ferris Institute 49(Q-Finals)
Western Illinois 91, Carson-Newman 65(Q-Finals)
Prairie View 86, Arizona State 48(Q-Finals)
Westminster 54, SE Oklahoma 45(S-Finals)
Prairie View 80, Western Illinois 68(S-Finals)
SE Oklahoma 76, Western Illinois 62(3rd)
Prairie View 62, Westminster 53(championship)

1963

Northern Michigan 72, California Western 52
Athens State AL 72, Central Connecticut 71
Stetson FL 68, Howard Payne TX 66
Alliance PA 76, Yankton SD 68
Pan American TX 83, Peru State NE 48
Grambling LA 76, Arkansas Tech 59
Fort Hays State KS 95, Eastern New Mexico
Central State OH 71, Oklahoma Baptist 70
Carson-Newman TN 83, Rider NJ 57
Indiana State 78, Parsons IA 77
Transylvania KY 64, Winston-Salem NC 60
Lewis & Clark OR 75, Wisconsin-Oshkosh 74
Augsburg MN 67, West Virginia State 57
Miles AL 84, Western Illinois 81
Rockhurst MO 83, Pacific Lutheran WA 77
Western Carolina NC 64, Eastern Montana 61

Northern Michigan 101, Central State 87
Carson-Newman 70, Indiana State 63
Pan American 64, Stetson 41
Lewis & Clark 88, Transylvania 80
Fort Hays State 82, Augsburg 71
Grambling 56, Athens 45
Rockhurst 64, Alliance 53
Western Carolina 107, Miles 86
Pan American 99, Northern Michigan 73(Q-Finals)
Grambling 79, Carson-Newman 70(Q-Finals)
Fort Hays State 96, Rockhurst 76 (Q-Finals)
Western Carolina 77, Lewis & Clark 57(Q-Finals)
Pan American 90, Grambling 83(S-Finals)
Western Carolina 100, Fort Hays State 84(S-Finals)
Grambling 107, Fort Hays State 86(3rd)
Pan American 73, Western Carolina 62(championship)

1964

St. Mary's TX 64, Central Connecticut 62
Mansfield State PA 99, Miles AL 79
Georgetown KY 87, C. of St. Joseph NM 79
Indiana Central 92, Morris Harvey WV 81
Huntingdon AL 89, Hastings NE 87
Grambling LA 75, Quincy IL 72
Rockhurst MO 77, Eastern Montana 70
Carson-Newman TN 75, Lewis & Clark OR 66
Kentucky State 71, Redlands CA 65
Georgia Southern 86, Dakota Wesleyan SD 72
High Point NC 86, Ferris State MI 70
St. Cloud MN 66, Jersey City NJ 47
Pacific Lutheran WA 109, Buena Vista IA 94
Pan American TX 94, Wisconsin-LaCrosse 82
Emporia State KS 93, Ouachita Baptist AR 68
Central Oklahoma 95, Cedarville OH 40

Mansfield State 97, Georgetown 89, ot
St. Mary's 72, Grambling 66
High Point 85, Georgia Southern 76
Carson-Newman 76, Huntingdon 59
Rockhurst 76, Indiana Central 74
Pan American 81, St. Cloud 76
Emporia State 85, Kentucky State 80
Central Oklahoma 84, Pacific Lutheran 72
Pan American 82, Mansfield State 69(Q-Finals)
Rockhurst 59, St. Mary's 54(Q-Finals)
Emporia State 90, High Point 78 (Q-Finals)
Carson-Newman 61, Central Oklahoma 55(Q-Finals)
Rockhurst 66, Emporia State 61(S-Finals)
Pan American 56, Carson-Newman 54(S-Finals)
Carson-Newman 73, Emporia State 60(3rd)
Rockhurst 66, Pan American 56(championship)

1965

Central State OH 78, Jacksonville FL 57
Midwestern TX 102, Valley City ND 57
Augsburg MN 107, Central Connecticut 87
Hastings NE 95, Northern Michigan 89, ot
St. Benedict's KS 75, Maryland State 73
Albany State GA 74, Transylvania KY 57
Alliance PA 86, Stephen F. Austin TX 61
Fairmont State WV 94, Upper Iowa 90
Southern LA 94, Indiana Tech 77
Eastern Montana 63, Central Washington 61
Ouachita Baptist AR 83, Lincoln MO 76
Lewis IL 90, Mansfield State PA 74
High Point NC 79, California Western 57
Winston-Salem NC 87, St. Norbert WI 69
Oklahoma Baptist 87, Linfield OR 84
SW Louisiana 66, Southern Colorado 59

Central State 75, Midwestern 61
Augsburg 66, Hastings 65
St. Benedict's 101, Albany State 74
Fairmont State 83, Alliance 69
Southern 97, Eastern Montana 86
Oklahoma Baptist 77, Lewis 61
Winston-Salem 78, High Point 62
Oklahoma Baptist 95, Southwestern 82
Central State 66, Augsburg 57(Q-Finals)
Fairmont State 103, St. Benedict's 87(Q-Finals)
Ouachita Baptist 65, Southern 64(Q-Finals)
Oklahoma Baptist 71, Winston-Salem 62(Q-Finals)
Central State 91, Fairmont State 75(S-Finals)
Oklahoma Baptist 66, Ouachita Baptist 53(S-Finals)
Ouchita Baptist 78, Fairmont State 71(3rd)
Central State 85, Oklahoma Baptist 51(championship)

1966

Central State OH 92, St. Thomas MN 69
Lakeland WI 95, Linfield OR 81
Norfolk State VA 132, Upper Iowa 97
Athens AL 88, Pittsburg State KS 79
Midwestern TX 94, Monmouth NJ 92
Illinois Wesleyan 86, Dickinson State ND 76
Southern State AR 72, Guilford NC 67
Georgia Southern 85, Howard Payne TX 80, ot
Grambling LA 70, Central Washington 65
Carroll MT 91, Bethune-Cookman FL 88
Rockhurst MO 102, Millersville PA 86
Albuquerque NM 81, New Haven CT 74
Central Michigan 67, Edinboro State PA 53
Oklahoma Baptist 80, California Western 76
Morris Harvey WV 110, Peru State NE 103, ot
Carson-Newman TN 68, Indiana Central 67

Central State 72, Lakeland 68
Norfolk State 103, Athens 81
Illinois Wesleyan 96, Midwestern 82
Georgia Southern 80, Southern State 62
Grambling 95, Carroll 86
Rockhurst 97, Albuquerque 87
Oklahoma Baptist 90, Central Michigan 70
Carson-Newman 103, Morris Harvey 74
Norfolk State 88, Central State 76(Q-Finals)
Georgia Southern 96, Illinois Wesleyan 72(Q-Finals)
Grambling 84, Rockhurst 82(Q-Finals)
Oklahoma Baptist 87, Carson-Newman 62(Q-Finals)
Georgia Southern 89, Norfolk State 88(S-Finals)
Oklahoma Baptist 94, Grambling 80(S-Finals)
Grambling 111, Norfolk State 110(3rd)
Oklahoma Baptist 88, Georgia Southern 59(championship)

1967

St. Benedict's KS 80, Linfield OR 75
Southern State AR 75, Eastern Montana 62
Westminster PA 84, Wisconsin-Oshkosh 62
St. Mary's TX 59, Wartburg IA 56
Tennessee Wesleyan 94, Indiana Central 89, ot
Midwestern TX 96, Dickinson State ND 77
Chadron State NE 83, Millersville PA 66
Morris Harvey WV 103, Howard Payne TX 85
Oklahoma Baptist 55, Alcorn A&M MS 52
Valdosta State GA 78, Quincy IL 64
Central Michigan 71, Albany State GA 70
SW Louisiana 110, Findlay OH 73
Central Washington 72, Trenton State NJ 60
Guilford NC 70, Boston State MA 61
St. Thomas MN 72, Claremont-Mudd CA 63
Eastern New Mexico 64, Rockhurst MO 59

St. Benedict's 67, Southern State 56
St. Mary's 55, Westminster 53
Tennessee Wesleyan 65, Midwestern 59
Morris Harvey 91, Chadron State 76
Oklahoma Baptist 70, Valdosta State 62
SW Louisiana 70, Central Michigan 62
Central Washington 78, Guilford 67
Eastern New Mexico 69, St. Thomas 67
St. Benedict's 88, St. Mary's 73(Q-Finals)
Morris Harvey 75, Tennessee Wesleyan 68(Q-Finals)
Oklahoma Baptist 66, SW Louisiana 65(Q-Finals)
Central Washington 60, Eastern New Mexico 58(Q-Finals)
St. Benedict's 73, Morris Harvey 70(S-Finals)
Oklahoma Baptist 78, Central Washington 68(S-Finals)
Central Washington 106, Morris Harvey 92(3rd)
St. Benedict's 71, Oklahoma Baptist 65(championship)

1968

Wisconsin-Oshkosh 80, Guilford NC 78
Eastern Montana 83, Wayne State NE 70
Drury MO 75, Union KY 69
NE Oklahoma 89, Athens AL 72
St. Cloud State MN 88, Millersville PA 77
Dickinson State ND 76, Washburn KS 71
New Haven CT 69, Albany State GA 68
Fairmont State WV 78, Oklahoma Christian 75
Central State OH 81, Millikin IL 64
Valdosta State GA 62, Westmar IA 57
Central Washington 95, Albuquerque NM 72
Alcorn A&M MS 79, Henderson State AR 70
Westminster PA 69, Pasadena CA 67
Monmouth NJ 102, Bishop TX 91
Hanover IN 107, Southern Oregon 59
Eastern Michigan 82, Stephen F. Austin TX 80

Wisconsin-Oshkosh 82, Eastern Montana 75
Drury 85, NE Oklahoma 69
Dickinson State 70, St. Cloud State 68
Fairmont State 97, New Haven 72
Central State 60, Valdosta State 53
Central Washington 85, Alcorn A&M 70
Westminster 70, Monmouth 69
Eastern Michigan 94, Hanover 81
Wisconsin-Oshkosh 57, Drury 55(Q-Finals)
Fairmont State 86, Dickinson State 81(Q-Finals)
Central State 66, Central Washington 47(Q-Finals)
Westminster 92, Eastern Michigan 84(Q-Finals)
Fairmont State 76, Wisconsin-Oshkosh 74(S-Finals)
Central State 72, Westminster 51(S-Finals)
Wisconsin-Oshkosh 102, Westminster 68(3rd)
Central State 51, Fairmont State 48(championship)

1969

Fairmont State WV 93, Indiana Central 75
Washburn KS 90, Western Montana 68
Elizabeth City NC 86, Valdosta State GA 78
SW Oklahoma 100, Yankton SD 91
Eastern Michigan 87, Georgetown KY 85
Eastern New Mexico 89, Millikin IL 71
Whittier CA 77, Corpus Christi TX 66
High Point NC 102, Missouri-St. Louis 90
Monmouth NJ 63, Central State OH 59
Asheville-Biltmore NC 86, Grambling LA 74
Wisconsin-Stout 113, Linfield IL 80
Maryland State 99, Wartburg IA 90
Gannon PA 81, Jackson State MS 58
Henderson State AR 78, St. John's MN 76
Central Washington 92, New Haven CT 82
Howard Payne TX 94, Wayne State NE 70

Washburn 74, Fairmont State 72
Elizabeth City 88, SW Oklahoma 81
Eastern New Mexico 77, Eastern Michigan 69
High Point 100, Whittier 82
Monmouth 115, Asheville-Biltmore 81
Maryland State 85, Wisconsin-Stout 83
Henderson State 80, Gannon 78
Central Washington 96, Howard Payne 74
Elizabeth City 90, Washburn 88(Q-Finals)
Eastern New Mexico 77, High Point 73(Q-Finals)
Maryland State 99, Monmouth 94(Q-Finals)
Central Washington 96, Henderson State 64(Q-Finals)
Eastern New Mexico 75, Elizabeth City 72(S-Finals)
Maryland State 93, Central Washington 87(S-Finals)
Central Washington 96, Elizabeth City 82(3rd)
Eastern New Mexico 99, Maryland State 76(championship)

1970

Augusta GA 85, Monmouth NJ 64
Jackson State MS 89, Campbell NC 65
Arkansas Tech 94, Hanover IN 88
NE Louisiana 78, Linfield OR 72
Eastern New Mexico 80, Whittier CA 66
Maryland State 101, California State PA 67
Wiley TX 77, Drury MO 75
Central State OH 69, St. Thomas MN 60
Morris Harvey WV 99, Western New England MA 76
Guilford NC 90, Wayne State NE 73
Eastern Michigan 108, East Central OK 85
Wartburg IA 91, Northern State SD 78
Kentucky State 64, Illinois Wesleyan 56
Stephen F. Austin TX 100, South Carolina St 86
Central Washington 77, St. Benedict's 65
Wisconsin-Eau Claire 88, Eastern Montana 81

Jackson State 90, NE Louisiana 83
Maryland State 88, Morris Harvey 78
Eastern New Mexico 84, Arkansas Tech 81
Guilford 89, Eastern Michigan 85
Central State 83, Wiley 77
Stephen F. Austin 74, Augusta 71
Central Washington 66, Wartburg 58
Kentucky State 73, Wisconsin-Eau Claire 65
Eastern New Mexico 76, Maryland State 74, ot(Q-Finals)
Guilford 100, Stephen F. Austin 94(Q-Finals)
Central Washington 72, Jackson State 70(Q-Finals)
Kentucky State 66, Central State 56(Q-Finals)
Central Washington 54, Eastern New Mexico 53(S-Finals)
Kentucky State 108, Guilford 90(S-Finals)
Eastern New Mexico 77, Guilford 72, ot(3rd)
Kentucky State 79, Central Washington 71(championship)

1971

Kentucky State 100, St. Thomas MN 65
Central Washington 98, Doane NE 73
Grambling LA 88, Mansfield State PA 78
Glassboro State NJ 71, East Central OK 60
Indiana PA 81, Eastern New Mexico 72
Elizabeth City NC 90, Western New Eng. MA 76
Northern State SD 88, Illinois Wesleyan 76
Stephen F. Austin TX 91, UNC-Asheville 73
Wisconsin-Eau Claire 66, Southern State AR 50
Earlham IN 105, Lewis & Clark OR 83
Whittier CA 65, Sacred Heart KS 59
Eastern Michigan 119, Ohio Dominican 81
North Carolina A&T 70, Drury MO 53
Jackson State MS 96, Northwestern IA 91
C. of Great Falls MT 75, Augusta GA 71
Fairmont State WV 79, Texas Southern 78

Kentucky State 73, Central Washington 59
Grambling 77, Glassboro State 75, ot
Elizabeth City 74, Indiana 72
Stephen F. Austin 99, Northern State 62
Wisconsin-Eau Claire 97, Earlham 76
Eastern Michigan 71, Whittier 70, ot
North Carolina A&T 86, Jackson State 73
Fairmont State 83, Great Falls 80
Kentucky State 93, Grambling 81(Q-Finals)
Elizabeth City 90, Stephen F. Austin 88(Q-Finals)
Eastern Michigan 87, Wisconsin-Eau Claire 80(Q-Finals)
Fairmont State 78, North Carolina A&T 71(Q-Finals)
Kentucky State 104, Elizabeth City 91(S-Finals)
Eastern Michigan 89, Fairmont State 78(S-Finals)
Elizabeth City 88, Fairmont State 87, ot(3rd)
Kentucky State 102, Eastern Michigan 82(championship)

1972

Wisconsin-Eau Claire 96, Bishop TX 65
Belhaven MS 75, Quinnipiac CT 64
Augustana IL 103, Kearney State NE 96
Glenville State WV 68, Missouri Southern 66
Western Washington 66, Findlay OH 63
NE Oklahoma 87, Glassboro State NJ 69
Pittsburg State KS 98, Western Carolina NC 75
Gardner-Webb NC 109, Eastern Montana 94
Kentucky State 118, Minot State ND 68
West Georgia 73, Northwestern IA 69
St. Thomas MN 78, Tri-State IN 61
Ouachita Baptist AR 90, Elizabeth City NC 89, ot
Xavier LA 102, Maryland-Eastern Shore 80
Westmont CA 91, Edinboro State PA 72
Adams State CO 78, Willamette OR 65
Stephen F. Austin TX 71, Hillsdale MI 61

Wisconsin-Eau Claire 59, Belhaven 53
Augustana 76, Glenville State 75
Western Washington 74, NE Oklahoma 68
Gardner-Webb 91, Pittsburg State 87
Kentucky State 112, West Georgia 83
St. Thomas MN 93, Ouachita Baptist AR 87
Westmont CA 71, Xavier LA 59
Stephen F. Austin 87, Adams State 77
Wisconsin-Eau Claire 77, Augustana 70(Q-Finals)
Gardner-Webb 81, Western Washington 75(Q-Finals)
Kentucky State 66, St. Thomas 57(Q-Finals)
Stephen F. Austin 72, Westmont 62(Q-Finals)
Wisconsin-Eau Claire 83, Gardner-Webb 68(S-Finals)
Kentucky State 87, Stephen F. Austin 82(S-Finals)
Stephen F. Austin 94, Gardner-Webb 91(3rd)
Kentucky State 71, Wisconsin-Eau Claire 62(championship)

1973

Defiance OH 82, George Fox OR 62
Westmont CA 85, South Dakota Tech 66
Oklahoma Baptist 79, Alcorn A&M MS 76
Guilford NC 92, Keene State NH 82
Valdosta State GA 90, Kentucky State 81
Augustana IL 66, Hanover IN 65
Slippery Rock PA 74, Marymount KS 73
Ferris State MI 78, Pembroke State NC 56
Quinnipiac CT 79, Ouachita Baptist AR 66
South Carolina St. 82, Hastings NE 71
Maryland-Eastern Shore 114, Eastern Montana 107
Wisconsin-Green Bay 77, Dallas Baptist TX 66
Xavier LA 81, Marist NY 65
Sam Houston TX 88, Wartburg IA 62
Missouri Southern 70, Fairmont State WV 63
Winona State MN 70, Grand Canyon AZ 64

Slippery Rock 104, Quinnipiac 75
Guilford 98, Valdosta State 81
Maryland-Eastern Shore 95, Ferris State 90
Wisconsin-Green Bay 72, South Carolina State 55
Augustana 64, Defiance 61
Xavier 67, Sam Houston 60
Westmont 86, Missouri Southern 70
Oklahoma Baptist 82, Winona State 72
Slippery Rock 60, Wisconsin-Green Bay 58(Q-Finals)
Maryland-Eastern Shore 87, Xavier 80(Q-Finals)
Guilford 70, Westmont 67(Q-Finals)
Augustana 63, Oklahoma Baptist 62(Q-Finals)
Maryland-Eastern Shore 113, Slippery Rock 82(S-Finals)
Guilford 77, Augustana 69(S-Finals)
Augustana 96, Slippery Rock 93(3rd)
Guilford 99, Maryland-Eastern Shore 96(championship)

1974

West Georgia 102, Huron SD 71
St. Thomas MN 95, Grand Valley MI 71
Grand Canyon AZ 69, Virginia State 65
St. Mary's TX 95, Keene State NH 66
Washburn KS 67, Wisconsin-Eau Claire 50
Kentucky State 82, Erskine SC 69
Alcorn State MS 93, Central Washington 55
Hanover IN 87, State College of Arkansas 83
Indiana PA 79, Azusa Pacific CA 74
Augustana IL 85, Wartburg IA 64
Missouri Western 96, Monmouth NJ 84
Northwestern IA 95, Millersville PA 76
Hastings NE 96, Roger Williams RI 61
Fairmont State WV 92, Cameron OK 88
Gardner-Webb NC 91, Oregon Tech 56
Midwestern TX 77, Defiance OH 63

Indiana 66, Grand Canyon 65
Augustana 57, Washburn 55
Alcorn State 80, Missouri Western 72
Hanover 85, Northwestern 76
Kentucky State 75, Hastings 57
St. Mary's 71, Fairmont State 55
West Georgia 116, Gardner-Webb 101
Midwestern 92, St. Thomas 78
Alcorn State 107, Hanover 102, 2 ot(Q-Finals)
St. Mary's 74, Augustana 65(Q-Finals)
West Georgia 103, Indiana 69(Q-Finals)
Kentucky State 80, Midwestern 74(Q-Finals)
Alcorn State 76, St. Mary's 71(S-Finals)
West Georgia 79, Kentucky State 75(S-Finals)
Kentucky State 95, St. Mary's 79(3rd)
West Georgia 97, Alcorn State 79(championship)

1975

Edinboro State PA 94, Palm Beach Atlantic FL 86
Midwestern TX 89, U.S. International CA 62
Alcorn State MS 88, Central Arkansas 77
Millersville PA 82, Ferris State MI 81
Marymount KS 86, Monmouth NJ 72
Fairmont State WV 94, Kearney State NE 86
Norfolk State VA 83, William Jewell MO 64
Illinois Wesleyan 76, Montevallo AL 67
Tri-State IN 96, Husson ME 78
Wisconsin-Parkside 57, Morningside IA 54
Grand Canyon AZ 83, Willamette OR 60
Winston-Salem NC 82, Eastern Montana 75
Winona State MN 93, Bryant RI 72
Malone OH 85, Kentucky State 77
St. Mary's TX 75, Newberry SC 59
Central Washington 76, East Central OK 65

Alcorn State 85, Edinboro State 79
Wisconsin-Parkside 51, Marymount 48
Grand Canyon 66, Illinois Wesleyan 63
Midwestern 90, Norfolk State 87
Fairmont State 102, Winona State 84
Malone 80, Tri-State 63
St. Mary's 75, Millersville 59
Winston-Salem 57, Central Washington 56
Midwestern 85, Fairmont State 80(Q-Finals)
Alcorn State 101, Malone 87(Q-Finals)
Grand Canyon 70, Wisconsin-Parkside 54(Q-Finals)
St. Mary's 67, Winston-Salem 59(Q-Finals)
Grand Canyon 88, Alcorn State 68(S-Finals)
Midwestern 65, St. Mary's 60(S-Finals)
Alcorn State 76, St. Mary's 74(3rd)
Grand Canyon 65, Midwestern 54(championship)

1976

Texas Southern 81, West Florida 59
California Baptist 95, Husson ME 81
Coppin State MD 78, Dowling NY 55
Doane NE 80, Norfolk State VA 79
Lake Superior MI 88, Alcorn State MS 79
Fairmont State WV 58, Howard Payne TX 52
Illinois Wesleyan 100, Southwest Baptist MO 84
Lincoln Memorial TN 101, Guilford NC 95
Newberry SC 89, Linfield OR 86
Edinboro State PA 88, Gustavus Adolphus MN 73
Central Washington 75, Briar Cliff IA 72
Wisconsin-Parkside 74, Franklin IN 61
Henderson State AR 80, Bethany Nazarene OK 67
Grand Canyon AZ 57, Central State OH 52
Marymount KS 93, Eastern Montana 76
Alabama-Huntsville 94, Pikeville KY 84

Lincoln Memorial 107, California Baptist 78
Lake Superior 76, Edinboro State 73
Texas Southern 82, Fairmont State 75
Coppin State 68, Wisconsin-Parkside 67
Henderson State 68, Illinois Wesleyan 66
Newberry 65, Grand Canyon 58
Marymount 83, Central Washington 72
Alabama-Huntsville 70, Doane 59
Henderson State 78, Lake Superior 61(Q-Finals)
Lincoln Memorial 75, Newberry 64(Q-Finals)
Coppin State 88, Texas Southern 77(Q-Finals)
Marymount 78, Alabama-Huntsville 76(Q-Finals)
Henderson State 80, Lincoln Memorial 79, 2 ot(S-Finals)
Coppin State 82, Marymount 81(S-Finals)
Marymount 78, Lincoln Memorial 75(3rd)
Coppin State 96, Henderson State 91(championship)

1977

Alabama-Huntsville 72, Kentucky State 63
Alcorn State MS 90, Mount Marty SD 54
Campbell NC 76, Lincoln Memorial TN 75
Central Washington 72, Keene State NH 56
Clarion State PA 88, Augsburg MN 84
Dowling NY 75, Whittier CA 66
East Texas State 70, Briar Cliff IA 59
Emporia State KS 76, Fairmont State WV 71
Grand Valley MI 94, Missouri-Kansas City 88
Henderson State AR 64, Tri-State IN 54
Hawaii-Hilo 81, Spring Garden PA 66
Illinois Wesleyan 87, St. Augustine's NC 67
Newberry SC 84, Hastings NE 81
SW Oklahoma 99, Southern Utah 89
Texas Southern 89, Central State OH 65
Wisconsin-Parkside 112, Paine GA 65

Alcorn State 76, Alabama-Huntsville 75
Campbell 71, SW Oklahoma 56
Central Washington 58, Newberry 57
East Texas State 92, Emporia State 89
Grand Valley 79, Clarion State 65
Henderson State 63, Dowling 59
Illinois Wesleyan 85, Hawaii-Hilo 74, ot
Texas Southern 82, Wisconsin-Parkside 80
Campbell 77, Alcorn State 63(Q-Finals)
Grand Valley 75, Central Washington 71(Q-Finals)
Henderson State 87, Illinois Wesleyan 73(Q-Finals)
Texas Southern 87, East Texas State 68(Q-Finals)
Campbell 76, Henderson State 52(S-Finals)
Texas Southern 69, Grand Valley 62(S-Finals)
Henderson State 96, Grand Valley 73(3rd)
Texas Southern 71, Campbell 44(championship)

1978

Erskine SC 74, Lake Superior MI 69
Wisconsin-Parkside 72, Dowling NY 67, ot
Ouachita Baptist AR 76, Eastern Montana 67
Briar Cliff IA 115, Maine Portland-Gorham 78
Grand Canyon AZ 70, Cumberland KY 64
Winston-Salem NC 77, Bethany Nazarene OK 60
Missouri Southern 78, Mississippi Valley 59
Kearney State NE 70, Mercyhurst PA 69
Birmingham-Southern AL 92, LeMoyn-Owen TN 77
Central State OH 76, Hampton Institute VA 64
Westmont CA 65, Fairmont State WV 55
St. John's MN 83, Central Washington 65
Quincy IL 70, Southern Tech GA 63
Drury MO 90, Midwestern State TX 70
East Texas State 81, Kansas Newman 65
Hawaii-Hilo 76, Franklin IN 74

Kearney State 84, Wisconsin-Parkside 80, ot
Missouri Southern 69, Ouachita Baptist 56
Central State 92, Westmont 91, 2 ot
Winston-Salem 64, Briar Cliff 63
Quincy 85, Erskine 84, ot
Drury 86, St. John's 79
East Texas State 78, Birmingham-Southern 72
Grand Canyon 83, Hawaii-Hilo 67
Kearney State 89, Winston-Salem 76(Q-Finals)
Quincy 73, Missouri Southern 66(Q-Finals)
East Texas 79, Drury 77(Q-Finals)
Grand Canyon 88, Central State 82, 5 ot(Q-Finals)
Kearney State 76, Quincy 74(S-Finals)
Grand Canyon 74, East Texas State 69(S-Finals)
Quincy 87, East Texas State 73(3rd)
Grand Canyon 79, Kearney State 75(championship)

1979

Norfolk State VA 64, St. John Fisher NY 57
St. John's MN 83, West Virginia Wesleyan 81, ot
Southwest Texas 78, Kentucky State 74
Tri-State IN 84, Southern Maine 61
Henderson State AR 70, Point Park PA 69
Cameron OK 76, Central State OH 69
Marymount KS 79, Grand Canyon AZ 74
Wisconsin-Eau Claire 84, Central Wesleyan SC 48
High Point NC 91, Oregon Tech 62
Central Washington 83, Dakota Wesleyan SD 62
Kearney State NE 98, LeMoyn-Owen TN 79
Midwestern State TX 64, Grand Valley MI 63
Briar Cliff IA 83, Louisiana College 69
Quincy IL 77, Birmingham-Southern AL 75
Drury MO 69, Hanover IN 60
Southern Tech GA 75, Cal State-Dominguez Hills 66

Southwest Texas 79, St. John's 75
Henderson State 84, Wisconsin-Eau Claire 78, ot
Cameron 74, Hanover 73, ot
Midwestern State 73, Central Washington 66
Briar Cliff 76, High Point 65
Marymount 87, Norfolk State 77
Drury 72, Kearney State 69
Quincy 61, Southern Tech 57
Southwest Texas 77, Cameron 73, ot(Q-Finals)
Midwestern State 77, Marymount 76, ot(Q-Finals)
Drury 89, Briar Cliff 84(Q-Finals)
Henderson State 70, Quincy 69(Q-Finals)
Drury 77, Midwestern State 59(S-Finals)
Henderson State 58, Southwest Texas 57(S-Finals)
Southwest Texas 101, Midwestern State 88(3rd)
Drury 60, Henderson State 54(championship)

1980

USC-Aiken 74, Hampton Institute VA 73
Central Arkansas 67, Augsburg MN 61
Abilene Christian TX 75, Illinois Wesleyan 65
Biola CA 76, Franklin Pierce NH 64
Central Washington 89, Moorhead State MN 73
Alabama State 103, Dowling NY 57
Rockhurst MO 78, Defiance OH 69
Cameron OK 72, Saginaw Valley MI 69
LeMoyn-Owen TN 84, Fairmont State WV 82, ot
Huron SD 82, Paul Quinn TX 72
Clarion PA 83, Grand Canyon AZ 75
St. Augustine's NC 66, Southern Tech GA 63
Franklin IN 86, Kearney State NE 85
Wisconsin-Eau Claire 84, Cumberland KY 61
Marymount KS 99, Dillard LA 88, ot
Loras IA 72, Hawaii-Hilo 70

LeMoyn-Owen 56, Abilene Christian 55
Central Washington 66, Biola CA 64
Alabama State 103, USC-Aiken 78
Cameron 120, St. Augustine's 86
Huron 73, Franklin 71
Central Arkansas 54, Rockhurst 53
Wisconsin-Eau Claire 56, Marymount 49
Clarion 79, Loras 71
Cameron 76, LeMoyn-Owen 65(Q-Finals)
Alabama State 67, Central Arkansas 53(Q-Finals)
Wisconsin-Eau Claire 68, Central Washington 61, ot(Q-Finals)
Huron 61, Clarion 52(Q-Finals)
Cameron 71, Wisconsin-Eau Claire 64(S-Finals)
Alabama State 72, Huron 58(S-Finals)
Huron 59, Wisconsin-Eau Claire 54(3rd)
Cameron 84, Alabama State 77(championship)

1981

Hillsdale MI 70, Dominican NY 64
Huron SD 59, Gardner-Webb NC 52
Kearney State NE 108, Campbellsville KY 96
Bethany Nazarene OK 69, Chicago State IL 63
Alabama-Huntsville 105, Norfolk State VA 75
Wisconsin-Eau Claire 61, St. Mary's TX 59, ot
Hanover IN 66, Fort Hays State KS 64
Midwestern State TX 56, Western New Mexico 55
Southern Tech GA 82, Franklin Pierce NH 75
Oregon College 98, Xavier LA 66
Augsburg MN 56, Drury MO 54
Biola CA 57, Central Washington 42
Waynesburg PA 60, Cedarville OH 57
Briar Cliff IA 76, Fairmont State WV 67
Lincoln Memorial TN 71, Rockhurst MO 68
USC-Spartanburg 61, Henderson State AR 50


Bethany Nazarene 88, Southern Tech 58
Alabama-Huntsville 67, Oregon College 62
Augsburg 81, Kearney State 77
Huron 52, Biola 50
Wisconsin-Eau Claire 22, Waynesburg 21
Hillsdale 53, Briar Cliff 46
Midwestern State 104, Lincoln Memorial 87
Hanover 72, USC-Spartanburg 60
Wisconsin-Eau Claire 35, Huron 29(Q-Finals)
Bethany Nazarene 84, Augsburg 69(Q-Finals)
Hillsdale 65, Midwestern State 64(Q-Finals)
Alabama-Huntsville 94, Hanover 74(Q-Finals)
Bethany Nazarene 62, Wisconsin-Eau Claire 54(S-Finals)
Alabama-Huntsville 65, Hillsdale 60(S-Finals)
Wisconsin-Eau Claire 90, Hillsdale 60(3rd)
Bethany Nazarene 86, Alabama-Huntsville 85, ot(championship)

1982

Hanover IN 49, Westminster PA 39
Saginaw Valley MI 60, Stephen F. Austin TX 48
Southern Tech GA 84, Paul Quinn TX 79
Moorhead State MN 82, Catawba NC 75
Wisconsin-Eau Claire 74, Mary ND 73
Biola CA 69, West Virginia Tech 66
Western Oregon 76, Missouri Western 63
Kearney State NE 92, David Lipscomb TN 87
USC-Spartanburg 75, Franklin Pierce NH 62
Henderson State AR 53, Birmingham-Southern AL 52
St. Mary's TX 73, Xavier LA 57
Central Washington 74, Cumberland KY 65
Quincy IL 95, Cedarville OH 65
Hampton Institute VA 65, Oklahoma Christian 64
St. Thomas Aquinas NY 72, Washburn KS 68
Briar Cliff IA 60, Western New Mexico 58, ot

Kearney State 77, Hanover 76
Saginaw Valley 67, Southern Tech 61
USC-Spartanburg 63, St. Mary's 53
Henderson State 70, Moorhead State 61
Biola 62, Quincy 56
Hampton 63, Central Washington 49
Wisconsin-Eau Claire 91, St. Thomas Aquinas 77
Western Oregon 63, Briar Cliff 55
Biola 42, Saginaw Valley 40 (Q-Finals)
Hampton 70, Henderson State 66 (Q-Finals)
USC-Spartanburg 76, Wisconsin-Eau Claire 64 (Q-Finals),
Kearney State 97, Western Oregon 95 (Q-Finals)
USC-Spartanburg 68, Hampton 54 (S-Finals)
Biola 84, Kearney State 75 (S-Finals)
Hampton 98, Kearney State 94 (3rd)
USC-Spartanburg 51, Biola 38 (championship)

WOMEN'S BASKETBALL





2nd ANNUAL - 1982 WOMEN'S DIVISION

1982 NATIONAL TOURNAMENT RESULTS

QUARTERFINALS

CHARLESTON WV(65)--Paula Dolan 5-2-12;Alvena Allen 4-1-9; Denise Wentz 3-1-7;Tina Phillips 3-0-6;Beth Rist 7-0-14;Lori Heady 2-0-4;Annette Olenchick 3-1-7;Pam Benson 3-0-6. Totals:30-5-65

MISSOURI SOUTHERN(74)--Janelda Dvorak 3-6-12;Lisa Mitchell 3-1-7;Pamela Brisby 16-2-34;Brenda Pitts 3-2-8;Linda Castillon 3-5-11;Nina Bakke 1-0-2. Totals: 29-16-74.

Charleston	30	35	=	65
Missouri So.	40	34	=	74

BERRY GA(102)--Martha Moss 9-9-27;Denise Davis 3-4-10;Karen Kemp 5-2-12;Melinda Shell 2-2-6; Kitty Rucker 5-1-11;Lesley Parker 2-2-6;Pam Garrett 5-2-12; Donna Belisimo 3-4-10;Beth Horne 1-0-2; Rita Pierce 3-0-6. Totals:38-26-102.

CALIFORNIA BAPTIST(65)--Sandy Veik 5-0-10;Kelli Bishop 1-0-2;Rochelle Jones 1-4-6;Jan Hearn 3-2-8; Edith Duffey 4-4-12;Shawn Hill 2-1-5;Karen Jungers 3-0-6; Liz Hernandez 6-0-12; Leann Lindemeier 2-0-4. Totals: 27-11-65.

Berry	59	43	=	102
Cal Baptist	32	33	=	65

SPRING GARDEN PA(43)--Kathy Weber 0-0-0;Barbara Hern 3-0-6;Lisa Ogburn 0-0-0;Annamarie Brown 1-0-2; Serafine Pio 6-4-16;Dawn Sanders 1-0-2;Kathy Killian 3-8-14;Cathy Nugent 1-1-3. Totals: 15-13-43.

SOUTHWESTERN OKLAHOMA(77)--Chelly Belanger 5-0-10 Kelli Litsch 9-3-21;Anita Foster 3-0-6;Mary Champion 1-0-2;Pat Jacques 2-0-4;Shorna Coffey 1-3-5;Cindy Adair 0-4-4;Susan Pueschel 3-0-6; Vickie Seal 4-2-10; Jan Cheadle 1-3-5;Susan Mounts 0-3-3;Mindy Mayfield 0-1-1. Totals:29-19-77.

Spring Garden	14	29	=	43
SW Oklahoma	35	42	=	77

TEXAS SOUTHERN(58)--Terri Walter 2-3-7;Roberta Harper 2-0-4;Sybil Reddick 2-0-4;Carlette Moore 3-2-8;Darlene Hale 11-5-27;Carla Moorel-0-2; Kenna Williams 3-0-6.Totals:24-10-58.

SAGINAW VALLEY MI(65)--Beverly Sanders 2-11-15;Monica Williams 0-3-3;Diane Dockus 10-1-21;Kim Key 6-4-16; Lynette Royer 2-1-5;Cheryl Ericksen 2-1-5. Totals: 22-21-65.

Texas Southern	28	30	=	58
Saginaw Valley	31	34	=	65

SEMIFINALS

SAGINAW VALLEY MI(70)--Beverly Sanders 6-0-12;Monica Williams 3-6-12;Diane Dockus 7-3-17; Kim Key 3-7-13;Lynette Royer 3-0-6;Gail Goestenkers 2-2-6;Shelly Millimaki 1-0-2. Totals:26-18-70.

SOUTHWESTERN OKLAHOMA(84)--Chelly Belanger 5-0-10; Kelli Litsch 7-3-17;Anita Foster 11-5-27;Pat Jacques 1-6-8;Mary Champion 5-4-14;Vickie Seal 4-0-8. Totals:33-18-84.

Saginaw Valley	29	41	=	70
SW Oklahoma	39	45	=	84

BERRY GA(57)--Martha Moss 6-1-13;Denise Davis 5-0-10;Karen Kemp 5-3-13;Melinda Shell 3-0-6; Kitty Rucker 5-3-13;Donna Belisimo 1-0-2. Totals: 25-7-57.

MISSOURI SOUTHERN(59)--Janelda Dvorak 2-0-4;Lisa Mitchell 8-0-16;Pamela Brisby 5-4-14;Brenda Pitts 7-0-14;Linda Castillon 5-1-11.Totals:27-5-59.

Berry	25	32	=	57
Missouri So.	30	29	=	59

THIRD PLACE

BERRY GA(61)--Martha Moss 6-3-15;Denise Davis 6-4-16;Karen Kemp2-5-9;Melinda Shell 4-1-9; Kitty Rucker 3-0-6;Donna Bilesimo 1-0-2;Lesley Parker 0-2-2;Pam Garrett 1-0-2.Totals:23-15-61

SAGINAW VALLEY MI(71)--Beverly Sanders 7-8-22;Monica Williams 2-2-6;Diane Dockus 8-1-17;Kim Key 4-0-8; Lynette Royer 2-2-6;Cheryl Ericksen 3-0-6;Gail Goestenkers 3-0-6. Totals:29-13-71.

Berry	33	28	=	61
Saginaw Valley	29	42	=	71

CHAMPIONSHIP

MISSOURI SOUTHERN(45)--Lisa Mitchell 2-0-4;Janelda Dvorak 4-2-10;Pamela Brisby 5-6-16;Linda Castillon 4-1-9; Brenda Pitts 2-0-4;Christy Nitz 1-0-2.
Totals: 18-9-45.

SOUTHWESTERN OKLAHOMA(80)--Kelli Litsch 9-0-18;Chelly Belanger 7-1-15;Anita Foster 6-1-13;Mary Champion 4-0-8; Cindy Adair 0-0-0;Pat Jacques 3-0-6;Vickie Seal 3-4-10;Susan Pueschel 1-0-2;Susan Mounts 1-0-2; Jan Cheadle 2-0-4;Mindy Mayfield 1-0-2.Totals:37-6-80.

Missouri So. 19 26 = 45
S.W. Oklahoma 40 40 = 80

1982 NAIA NATIONAL TOURNAMENT SCORING LEADERS

Player,Institution	G	FG-FGA	PCT.	FT-FTA	PCT	RBS	PF	POINTS	AVG.
+Pam Brisby, Missouri Southern	3	26-41	.634	12-20	.600	36	7	64	21.3
*+Kelli Litsch,S.W.Oklahoma	3	25-43	.581	6-10	.600	27	8	56	18.7
+Diane Dockus,Saginaw Valley	3	25-39	.641	5-7	.714	20	15	55	18.3
+Martha Moss,Berry	3	21-40	.525	13-17	.765	24	6	55	18.3
+Beverly Sanders,Saginaw Valley	3	15-35	.429	19-22	.864	29	13	49	16.3
+Anita Foster,S.W.Oklahoma	3	20-24	.833	6-8	.750	11	11	46	15.3
Kim Key,Saginaw Valley	3	13-31	.419	11-12	.917	10	10	37	12.3
Denise Davis,Berry	3	14-26	.538	8-10	.800	18	7	36	12.0
+Chelly Belanger,S.W.Oklahoma	3	17-30	.567	1-3	.333	16	9	35	11.7
+Karen Kemp,Berry	3	12-37	.324	10-13	.769	34	11	34	11.3
+All-Tournament Team									

*Most Valuable Player

(Other members of all-tournament team: Brenda Lea Pitts, Missouri Southern; Lynette Royer, Saginaw Valley MI).

CHAMPIONSHIP RESULTS

YEAR	CHAMPION	SCORE	RUNNER-UP	THIRD PLACE	SCORE	FOURTH PLACE
1981	Kentucky State	73-67	Texas Southern	Northern State SD	74-65	Azusa Pacific CA
1982	S.W.Oklahoma	80-45	Missouri Southern	Saginaw Valley MI	71-61	Berry GA

JACCARD'S MOST VALUABLE PLAYER AWARD

1981 Carolyn Walker, Kentucky State
1982 Kelli Litsch, S.W. Oklahoma

NAIA HUSTLE AWARD

1982 Brenda Lea Pitts, Missouri Southern

COACH OF THE YEAR AWARD

1981 Ron Mitchell, Kentucky State
1982 John Loftin, S.W. Oklahoma

Leading Scorer, Year-by-Year

YEAR	PLAYER, INSTITUTION	GAMES	FG	FT	POINTS	AVG
1981	Nerissa Redo, Texas Southern	3	24	11	59	19.7
1982	Pam Brisby, Missouri Southern	3	26	12	64	21.3

Top Single-Game Performances

Player, Institution vs Opponent, Year	FG	FT	PTS
Pam Brisby, Missouri Southern vs Charleston WV, 1982	16	2	34
Nerissa Redo, Texas Southern vs Northern State SD, 1981	13	5	31
Martha Moss, Berry GA vs California Baptist, 1982	9	9	27
Darlene Hale, Texas Southern vs Saginaw Valley MI, 1982	11	5	27
Anita Foster, S.W.Oklahoma vs Saginaw Valley MI, 1982	11	5	27
Ellen Binkele, Azusa Pacific CA vs Kentucky State, 1981	10	5	25
Laura Hummel, Northern State SD vs Texas Southern, 1981	12	0	24
Beverly Sanders, Saginaw Valley MI vs Berry GA, 1982	7	8	22
Kelli Litsch, SW Oklahoma vs Spring Garden PA, 1982	9	3	21
Diane Dockus, Saginaw Valley MI vs Texas Southern, 1982	10	1	21

Leading Rebounder, Year-by-Year

Year	Player, Institution	Games	Rbs	Avg
1981	Sybil Reddick, Texas Southern	3	39	13.0
1982	Pam Brisby, Missouri Southern	3	36	12.0

Best Single-Game Performance

<u>Player, Institution vs Opponent, Year</u>	<u>RBS</u>
Pam Brisby, Missouri Southern vs Charleston WV, 1982	21
Ellen Binkele, Azusa Pacific CA vs Kentucky State, 1981	18
Sybil Reddick, Texas Southern vs Kentucky State, 1981	17
Sybil Reddick, Texas Southern vs Saginaw Valley MI, 1982	16
Kathy Wilson, Azusa Pacific CA vs Saginaw Valley MI, 1981	16
Terr Walter, Texas Southern vs Kentucky State, 1981	16
Rochelle Jones, California Baptist vs Berry GA, 1982	15
Beverly Sanders, Saginaw Valley MI vs Texas Southern, 1982	14
Sandy Clor, Saginaw Valley MI vs Azusa Pacific CA, 1981	14
Diane Dockus, Saginaw Valley MI vs Azusa Pacific CA, 1981	14

NAIA NATIONAL TOURNAMENT RECORDS

Individual
Most Points, Game

34, Pam Brisby, Missouri Southern vs Charleston WV, 1982

Most Points, Tournament

64, Pam Brisby, Missouri Southern, 1982

Most Field Goals, Game

16, Pam Brisby, Missouri Southern vs Charleston WV, 1982

Most Field Goals, Tournament

26, Pam Brisby, Missouri Southern, 1982

Most Free Throws, Game

11, Beverly Sanders, Saginaw Valley MI vs Texas Southern, 1982

Most Free Throws, Tournament

19, Beverly Sanders, Saginaw Valley MI, 1982

Most Rebounds, Game

21, Pam Brisby, Missouri Southern vs Charleston WV, 1982

Most Rebounds, Tournament

39, Sybil Reddick, Texas Southern, 1981

Team

Most Points, Game

102, Berry GA vs California Baptist, 1982

Most Points, Both Teams, Game

167, Berry GA (102) vs California Baptist (65), 1982

Most Points, Tournament

241, Southwestern Oklahoma, 1982 80.3 avg.

Fewest Points, Game

43, Spring Garden PA, 1982

Fewest Points, Both Teams, Game

110, Northern State SD (57) vs Missouri Western (53), 1981

Most Field Goals, Game

38, Berry GA vs California Baptist, 1982

Most Field Goals, Tournament

99, Southwestern Oklahoma, 1982

Most Free Throws, Game

26, Berry GA vs California Baptist, 1982

Most Free Throws, Tournament

52, Saginaw Valley MI, 1982

Miscellaneous

Most Appearances

2, Berry GA, Saginaw Valley MI, Texas Southern

Most Victories

3, Southwestern Oklahoma
3, Texas Southern

All-Time Scores 1981

Texas Southern 76, Northern State 58 (S-Finals)
Kentucky State 65, Azusa Pacific 56 (S-Finals)
Northern State 74, Azusa Pacific 65 (3rd)
Kentucky State 73, Texas Southern 67 (championship)

1982

SW Oklahoma 84, Saginaw Valley 70 (S-Finals)
Missouri Southern 59, Berry GA 57 (S-Finals)
Saginaw Valley 71, Berry 61 (3rd)
SW Oklahoma 80, Missouri Southern 45 (championship)

Northern State SD 57, Missouri Western 53
Azusa Pacific CA 65, Saginaw Valley MI 53
Texas Southern 85, Virginia State 57
Kentucky State 66, Berry GA 65

Missouri Southern 74, Charleston WV 65
Berry GA 102, California Baptist 65
S.W. Oklahoma 77, Spring Garden PA 43
Saginaw Valley MI 65, Texas Southern 68

MEN'S CROSS COUNTRY

26th ANNUAL - 1981 MEN'S DIVISION

TEAM STANDINGS

1. *Adams State Co	76	13. Cumberland KY	351	25. Walsh OH	649
2. Wisconsin-LaCrosse	109	14. Valley City State ND	372	26. Park MO	720
3. Saginaw Valley MI	134	15. Hillsdale MI	398	27. St. Joseph's ME	780
4. Malone OH	142	16. Pittsburg State KS	415	28. Harding AR	786
5. Simon Fraser CAN	172	17. Southwestern Ks	436	29. Carson-Newman TN	796
6. Indiana PA	173	18. Willamette OR	445	29. Berry GA	796
7. Central Washington	211	19. St. Thomas MN	518	31. Glenville State WV	845
8. New Mexico Highlands	238	20. Taylor IN	543	32. St. John Fisher NY	901
9. Central State OK	308	21. Kearney State NE	562	33. Illinois Wesleyan	905
10. Wisconsin-Eau Claire	311	22. Fort Hays State KS	566	34. Arkansas-Monticello	1018
11. Wisconsin-Stevens Point	332	23. Northwestern IA	631	34. USC Spartanburg	1018
12. Point Loma CA	335	24. Liberty Baptist VA	647	36. LeTourneau TX	1070

*TEAM PLACES

1 Pat Porter 2 Sam Montoya 4 Peter Graham 21 John Thomas 48 Dan Garcia

INDIVIDUAL LEADERS

1. Pat Porter , Adams State CO	24:55	14. Ed Phipps, Indiana PA	25:44
2. Sam Montoya, Adams State CO	25:09	15. Fabian Trujillo, N.M. Highlands	25:44
3. Gordon Sanders, Hillsdale MI	25:12	16. Don Stearns, Eastern Oregon	25:45
4. Jerrold Wynia, Dorrdt IA	25:16	17. Calvin McQueen, Saginaw Valley MI	25:45
5. Peter Graham, Adams State CO	25:18	18. Nick Decola, Wisconsin-LaCrosse	25:46
6. Arnie Falk, Valley City State ND	25:21	19. Jerry Husz, Wisconsin-LaCrosse	25:47
7. Dave Sederquist, Moorhead State MN	25:23	20. Ross Chilton, Simon Fraser CAN	25:48
8. Steve Delano, Southwestern KS	25:27	21. Waldo Cabriales, Saginaw Valley MI	25:52
9. Joel Marchand, Malone OH	25:29	22. Robert Konrad, Western State CO	25:52
10. Paul Voss, Wisconsin-LaCrosse	25:36	23. Joe Yurkovich, Malone OH	25:55
11. Jeff Gantz, Malone OH	25:39	24. Ronnie Parks, Central State OK	25:59
12. Ricardo Perez, Point LomaCA	25:40	25. John Thomas, Adams State CO	26:01
13. Paul Waldie, Simon Fraser CAN	25:41		

Top 25 constitute NAIA All-America Team

TEAM CHAMPIONSHIP RESULTS

<u>YEAR</u>	<u>SITE</u>	<u>CHAMPION</u>	<u>POINTS</u>	<u>RUNNER-UP</u>	<u>POINTS</u>
1956	Omaha, NE	South Dakota State	71	Fort Hays State KS	88
1957	Omaha, NE	Howard Payne TX	45	South Dakota State	64
1958	Omaha, NE	Emporia Kansas State	67	South Dakota State	73
1959	Omaha, NE	Emporia Kansas State	62	Kearney State NE	66
1960	Omaha, NE	Southern Illinois	37	Graceland IA	100
1961	Omaha, NE	Emporia Kansas State	73	Fort Hays State KS	75
1962	Omaha, NE	Emporia Kansas State	50	Fort Hays State KS	95
1963	Omaha, NE	Fort Hays State KS	53	Emporia State KS	69
1964	Omaha, NE	Howard Payne TX	29	Fort Hays State KS	69
1965	Omaha, NE	Fort Hays State KS	42	Whitworth WA	117
1966	Omaha, NE	Eastern Michigan	126	Howard Payne TX	155
1967	Omaha, NE	Eastern Michigan	85	St. Cloud State MN	88
1968	Ok. City, OK	Fort Hays State KS	106	Emporia State KS	110
1969	Ok. City, OK	Fort Hays State KS	102	Eastern Michigan	111
1970	Liberty, MO	Eastern Michigan	86	Fort Hays State KS	136
1971	Liberty, MO	Adams State CO	196	Eastern New Mexico	210
1972	Liberty, MO	Malone OH	92	Occidental CA	169
1973	Salina, KS	Eastern New Mexico	35	Malone OH	99
1974	Salina, KS	Eastern New Mexico	28	U.S. International CA	166
1975	Salina, KS	Edinboro State PA	97	Eastern New Mexico	144
1976	Kenosha, WI	Edinboro State PA	56	Adams State CO	103
1977	Kenosha, WI	Adams Staet CO	102	Saginaw Valley State MI	133
1978	Kenosha, WI	Pembroke State NC	126	Saginaw Valley State MI	147
1979	Kenosha, WI	Adams State CO	63	Wisconsin-LaCrosse	123
1980	Salina, KS	Adams State CO	48	Malone OH	78
1981	Kenosha, WI	Adams State CO	76	Wisconsin-LaCrosse	109

ALL-TIME TEAM CHAMPIONSHIPS

Adams State CO	5	Eastern Michigan	3	Howard Payne TX	2	South Dakota State	1
Emporia State KS	4	Eastern New Mexico	2	Malone OH	1	Southern Illinois	1
Fort Hays State KS	4	Edinboro State PA	2	Pembroke State NC	1		

ALL-TIME INDIVIDUAL CHAMPIONSHIPS

Eastern New Mexico	4	Central Connecticut	1	Pembroke State N.C.	1	Southern Oregon	1
Adams State CO	3	Central Michigan	1	Pittsburg State KS	1	Taylor IN	1
Emporia State KS	3	Edinboro State PA	1	Redlands CA	1		
Fort Hays State KS	2	Idaho State	1	South Dakota State	1		
Oklahoma Baptist	2	Marymount KS	1	Southern Illinois	1		

MEET RECORDS

4 miles	19:53.6, Pat McMahon, Oklahoma Baptist, 1966
5 miles	23:40.0, John Mason, Fort Hays State KS, 1968
Best winning score	28 points, Eastern New Mexico, 1974
Largest Margin of Victory	138 points, Eastern New Mexico 28, U.S. International CA., 166, 1974
Smallest Margin of Victory	2 points, Emporia State KS 73, Fort Hays State KS 75 1961

ALL-TIME INDIVIDUAL CHAMPIONS

1956 Ray Mation, Redlands, CA., 22:42.3	1969 Ralph Foote, Taylor IN, 24:53.0
1957 Don Brooksiek, South Dakota State, 21:00.8	1970 Rex Maddaford, E. New Mexico, 25:29.4
1958 Ed Vander Heauval, Central Michigan, 20:55.6	1971 David Antognoli, Edinboro State PA, 25:40.2
1959 Tom O'Riordan, Idaho State, 20:55.6	1972 Mike Nixon, Kansas St-Pittsburg, 24:29.4
1960 Joe Thomas, Southern Illinois, 20:39.0	1973 Tony Brien, Marymount KS, 23:42.5
1961 Jim Keefe, Central Connecticut State, 21:18.5	1974 Mike Boit, Eastern New Mexico, 23:45.0
1962 Ireland Sloan, Emporia Kansas State, 20:22.7	1975 Mike Boit, Eastern New Mexico, 24:23.0
1963 John Camien, Emporia Kansas State, 20:23.7	1976 John Kebero, Eastern New Mexico, 24:21.0
1964 John Camien, Emporia Kansas State, 20:25.8	1977 Garry Henry, Pembroke State NC, 24:11.0
1965 Pat McMahon, Oklahoma Baptist, 20:28.3	1978 Kelly Jensen, Southern Oregon St, 25:07.0
1966 Pat McMahon, Oklahoma Baptist, 19:53.6	1979 Sam Montoya, Adams State CO, 24:53.0
1967 John Mason, Fort Hays State KS, 20:14.0	1980 Pat Porter, Adams State, CO., 24:28.5
1968 John Mason, Fort Hays State KS, 23:40.0	1981 Pat Porter, Adams State, Co., 24:55

WOMEN'S CROSS COUNTRY

2nd ANNUAL-1981 WOMEN'S DIVISION

1. *Adams State CO	25	8. Doane NE	201
2. Berry Ga	71	9. Kearney State NE	239
3. Wisconsin-Parkside	100	10. Park MO	252
4. Emporia State KS	118	11. Hillsdale MI	284
5. Midland Lutheran NE	130	12. Harding AR	308
6. Northern State SD	157	13. Concordia NE	354
7. Fort Hays State KS	178		

*TEAM PLACES

1 Mary Jaqua , 4 Denise Falzone, 5 Lucy Paine, 6 Lisa Kalbach, 9 Denise Sonne

INDIVIDUAL LEADERS

1. Mary Jaqua, Adams State CO	18:34	14. Dona Driscoll, Wisconsin-Parkside	19:29
2. Liz Street, Simon Fraser CAN	18:45	15. Diane Marshall, Arkansas College	19:30
3. Karen Rudd, Simon Fraser CAN	18:50	16. Andrea Ogg, Adams State CO	19:30
4. Debbie Spino, Wisconsin-Parkside	18:50	17. Sue Meyer, Wisconsin-Parkside	19:36
5. Cindy Campbell, Berry GA	18:57	18. Joan Jilka, Fort Hays State KS	19:44
6. Denise Falzone, Adams State CO	18:59	19. K.C. Curran, Marymount KS	19:45
7. Lucy Paine, Adams State CO	19:01	20. Amy Doerr, Midland Lutheran NE	19:46
8. Lisa Kalbach, Adams State CO	19:18	21. Fay Woodward, Adams State Co	19:50
9. Liz Shaughnessy, Berry GA	19:20	22. Carol Hartig, Fort Hays State KS	19:50
10. Lesha Wood, Emporia State KS	19:21	23. Trina Buce, Berry Ga	19:51
11. Denise Sonne, Adams State CO	19:27	24. Edie Hessman, Midland Lutheran NE	19:53
12. Lesa Voegeli, Northern State SD	19:27	25. Liz Garmon, Azusa Pacific CA	19:55
13. Angie Pkschus, School of the Ozarks MO	19:28		

Note: Top 25 constitute All-America Team

TEAM CHAMPIONSHIP RESULTS

<u>YEAR</u>	<u>SITE</u>	<u>CHAMPION</u>	<u>POINTS</u>	<u>RUNNER-UP</u>	<u>POINTS</u>
1981	Salina, KS	Wisconsin-Parkside	52	Emporia State KS	100
1982	Kenosha, WI	Adams State CO	25	Berry GA	71

MEET RECORDS

5,000 meters 17:54, Wendy Burman, Wisconsin-Parkside, 1981

FOOTBALL, DIVISION I

26TH ANNUAL - 1981 MEN'S DIVISION

QUARTERFINAL ROUND

At Conway, AR, December 5

CAMERON OK 7 14 14 13 = 48
CENTRAL ARKANSAS 14 7 0 6 = 27

C--Emerson Brown, 1 yd run (Gary Schornick PAT kick), 10:21 1st qtr
CA--Ron Mallett, 32 yd pass from Randy Huffstickler (Tony Nassar PAT kick), 3:51 1st qtr
CA--Phil Caldwell, 1 yd run (Tony Nassar PAT kick), :35 1st qtr
C--Emerson Brown, 10 yd pass from Allen Rock (Gary Schornick PAT kick), 13:53 2nd qtr
CA--Nakita Robertson, 16 yd pass from Randy Huffstickler (Tony Nassar PAT kick), 7:46 2nd qtr
C--Emerson Brown, 1 yd run (Gary Schornick PAT kick), 4:24 2nd qtr
C--Emerson Brown, 6 yd run (Gary Schornick PAT kick), 9:29 3rd qtr
C--Allen Rock, 1 yd run (Gary Schornick PAT kick), 4:49 3rd qtr
CA--Doug Mitchell, 17 yd pass from Randy Huffstickler (PAT kick failed), 13:46 4th qtr
C--Emerson Brown, 1 yd run (Gary Schornick PAT kick), 8:45 4th qtr
C--Reggie Tatum, 1 yd run (PAT kick blocked), :34 4th qtr

At Pittsburg KS, December 5

MOORHEAD STATE MN 7 0 6 0 = 13
PITTSBURG STATE KS 0 0 0 14 = 14

MS--Randy Bjorklund, 4 yd run (Greg Martin PAT kick), 11:46 1st qtr
MS--Michael Howard, 15 yd pass from Dennis Eastman (PAT kick failed), 5:21 3rd qtr
PS--Stan Patton, 1 yd run (Dave Hammons PAT kick), 10:01 4th qtr
PS--Cebren Robinson, 8 yd run (Dave Hammons PAT kick), 3:39 4th qtr.

At Fairmont, WV, December 5

HILLSDALE MI 6 6 0 0 = 12
FAIRMONT STATE WV 0 0 0 7 = 7

H--Jerry Cifor, 6 yd run (PAT kick failed), 10:06 1st qtr
H--Rick Vear, 31 yd field goal, 8:24 2nd qtr
H--Rick Vear, 27 yd field goal, 1:17 2nd qtr
FS--Jerome Hoes, 1 yd run (Randy Whited PAT kick), 9:23 4th qtr

At Bluefield WV, December 5

ELON NC 2 14 14 7 = 37
CONCORD WV 0 0 0 8 = 8

E--Mark Shannon of Concord tackled in end zone for safety, 7:48 1st qtr
E--Kelly Stanley, 14 yd pass from John Bangley (Phil Renn PAT kick), 10:17 2nd qtr
E--Jay Simmons, 24 yd pass from John Bangley (Phil Renn PAT kick), :25 2nd qtr
E--Ray Dalton, 18 yd run (Phil Renn PAT kick), 12:20 3rd qtr
E--Mike Edmundson, recovered blocked punt in end zone (Phil Renn PAT kick), 1:40 3rd qtr
C--Alfred Smith, 1 yd run (Mark Shannon to Matt Bland for PAT), 13:14 4th qtr
E--Stanley Tootoo, 84 yd interception return (Phil Renn PAT kick), 12:06 4th qtr

SEMIFINALS

At Burlington, NC, December 12

HILLSDALE MI 7 0 0 6 = 13
ELON NC 14 7 7 13 = 41

E--Ray Dalton, 1 yd run (Phil Renn PAT kick), 10:03 1st qtr
E--John Bangley, 5 yd run (Phil Renn PAT kick), 3:38 1st qtr
H--Pat Riepma, 6 yd run (Rick Vear PAT kick), :44 1st qtr
E--Ray Dalton, 1 yd run (Phil Renn PAT kick), 11:40 2nd qtr
E--Fred Jordan, 15 yd run (Phil Renn PAT kick), 7:45 3rd qtr
E--John Bangley, 2 yd run (Phil Renn PAT kick), 7:49 4th qtr
E--Kelly Stanley, 5 yd pass from Boyd Byerly (PAT kick blocked), 3:17
H--Bill Eberhart, 44 yd pass from Tom Gundry (PAT kick blocked), 0:00

CHAMPIONSHIP GAME

At Burlington, NC, December 19		PITTSBURG STATE KS	0 0 0 0 = 0
	Pittsburg State	ELON NC	0 0 0 3 = 3
First Downs	7	10	
Rushes-Net yards	57-121	45-53	E--Phil Renn, 23 yd field goal, 11:59 4th qtr
Passing Yards	77	87	
Passes Comp-Att-Had Int.	5-16-1	6-16-1	
Punts/Avg	8/33.4	8/41.5	
Fumbles-Lost	1/1	8/6	
Penalties-Yards	5/83	5/59	

Attendance: 3,705

INDIVIDUAL STATISTICS

Rushing

PITTSBURG STATE--Stan Patton 18-56; Cebron Robinson 21-56; Brent Smotherman 3-6; Nick Motosko 7-5; G.C. Neloms 2-(minus 2).
 ELON--John Bangley 20-79; Fred Jordan 16-62; Ray Dalton 9-10.

Passing

PITTSBURG STATE--Nick Motosko 4-15-54-1 int; Brent Smotherman 1-1-23.
 ELON--John Bangley 6-16-87-1 int.

Receiving

PITTSBURG STATE--Gene Wayenberg 3-31; Steve Dickey 1-23; Nick Motosko 1-23.
 ELON--Jay Simmons 2-42; Fred Jordan 2-21; Kelly Stanley 1-21; Steve Vargas 1-13.

Punting

PITTSBURG STATE--Gene Wayenberg 8/33.4
 ELON--Kelly Stanley 8/41.5

CHAMPIONSHIP GAME RESULTS

YEAR	SITE	CHAMPION	SCORE	RUNNER-UP
1956	Little Rock, AR (Aluminum Bowl)	Montana State & St. Joseph's IN	0-0 tie	
1957	St. Petersburg, FL (Holiday Bowl)	Pittsburg State KS	27-26	Hillsdale MI
1958	St. Petersburg, FL (Holiday Bowl)	Northeastern Oklahoma	19-13	Northern Arizona
1959	St. Petersburg, FL (Holiday Bowl)	Texas A & I	20-7	Lenoir-Rhyne NC
1960	St. Petersburg, FL (Holiday Bowl)	Lenoir-Rhyne NC	15-14	Humboldt State CA
1961	Sacramento, CA (Camellia Bowl)	Pittsburg State KS	12-7	Linfield OR
1962	Sacramento, CA (Camellia Bowl)	Central State OK	28-13	Lenoir-Rhyne NC
1963	Sacramento, CA (Camellia Bowl)	St. John's MN	33-27	Prairie View TX
1964	Augusta, GA (Champion Bowl)	Concordia MN & Sam Houston TX	7-7 tie	
1965	Augusta, GA (Champion Bowl)	St. John's MN	33-0	Linfield OR
1966	Tulsa, OK (Champion Bowl)	Waynesburg PA	42-21	Wisconsin-Whitewater
1967	Morgantown, WV (Champion Bowl)	Fairmont State WV	28-21	Eastern Washington
1968	Montgomery, AL (Champion Bowl)	Troy State AL	43-35	Texas A & I
1969	Kingsville, TX (Champion Bowl)	Texas A & I	32-7	Concordia MN
1970	Greenville, SC (Champion Bowl)	Texas A & I	48-7	Wofford SC
1971	Birmingham, AL (Champion Bowl)	Livingston AL	14-12	Arkansas Tech
1972	Commerce, TX (Champion Bowl)	East Texas State	21-18	Carson-Newman TN
1973	Shreveport, LA (Champion Bowl)	Abilene Christian TX	42-14	Elon NC
1974	Kingsville, TX (Champion Bowl)	Texas A & I	34-23	Henderson State AR
1975	Kingsville, TX (Champion Bowl)	Texas A & I	37-0	Salem WV
1976	Kingsville, TX (Champion Bowl)	Texas A & I	26-0	Central Arkansas
1977	Seattle, WA (Apple Bowl)	Abilene Christian TX	24-7	Southwestern Oklahoma
1978	McAllen, TX (Palm Bowl)	Angelo State TX	24-14	Elon NC
1979	McAllen, TX (Palm Bowl)	Texas A & I	20-14	Central State OK
1980	Burlington, NC (Champion Bowl)	Elon NC	17-10	Northeastern Oklahoma
1981	Burlington, NC (Champion Bowl)	Elon NC	3-0	Pittsburg State KS

CHAMPIONSHIP GAME RECORDS

INDIVIDUAL

<u>Number of Rushing and Passing Plays</u>	<u>Net Yards Rushing</u>
49, Ken Parks, East Texas State vs Carson-Newman TN, 1972	233, Rich Dahar, Waynesburg PA vs Wisconsin-Whitewater, 1966
49, Doug Maison, Hillsdale MI vs Pittsburg State KS, 1957	<u>Touchdowns by Rushing</u>
<u>Net Yards Rushing and Passing</u>	3, Stan Suchta, St. John's MN vs Linfield OR, 1965
374, Clint Longley, Abilene Christian TX vs Elon NC, 1973	<u>Passes Attempted</u>
<u>Rushes Attempted</u>	44, Sim Byrd, Troy State AL vs Texas A & I, 1968
49, Ken Parks, East Texas State vs Carson-Newman TN, 1972	<u>Passes Completed</u>
	25, Sim Byrd, Troy State AL vs Texas A & I, 1968

CHAMPIONSHIP GAME RECORDS (cont'd)

Net Yards Passing

341, Clint Longley, Abilene Christian TX vs Elon NC, 1973
Passes Had Intercepted
 5, Mike Currin, Elon NC vs Angelo State TX, 1978
 5, Scott Burger, Central State OK vs Texas A & I, 1979

Touchdown Passes Completed

5, Sim Byrd, Troy State AL vs Texas A & I 1968

Completion Percentage (min. 7 attempts)
 .857, John Matous, Pittsburg State KS vs Hillsdale MI, 1957 (6-7)

Passes Caught

8, Walt Poe, Hillsdale MI vs Pittsburg State KS, 1957
 8, Jim Respondek, Texas A & I vs Concordia MN, 1969
 8, Curtis Leary, Elon NC vs Abilene Christian TX, 1973
 8, Bobby Smith, Northeastern Oklahoma vs Elon NC, 1980

Net Yards Receiving

136, Dwight Harrison, Texas A&I vs Troy State AL, 1968

Touchdown Passes Caught

2, shared by several players

Number of Punts

11, John Goss, Salem WV vs Texas A&I, 1975

Punting Average (minimum 3 punts)

41.2, Drew Litsch, Southwestern Oklahoma vs Abilene Christian TX, 1977

Passes Intercepted

3, Ronnie Shelley, Troy State AL vs Texas A & I, 1966

Yards Gained on Interception Returns

100, Emmuel Thompson, Texas A & I vs Central State OK, 1979

Yards Gained on Punt Returns

41, Bob Spinner, St. John's MN vs Prairie View, 1963

Yards Gained on Kickoff Returns

128, Don McLaughlin, Elon NC vs Abilene Christian TX 1973

Points

18, Stan Suchta, St. John's MN vs Linfield OR, 1965

18, Rich Dahar, Waynesburg PA vs Wisconsin-Whitewater, 1966

18, Dwight Harrison, Texas A & I vs Concordia MN, 1969

Touchdowns

3, Stan Suchta, St John's MN vs Linfield OR, 1965

3, Rich Dahar, Waynesburg PA vs Wisconsin-Whitewater, 1966

3, Dwight Harrison, Texas A & I vs Concordia MN, 1969

Extra Points

6, Richard Lepard, Abilene Christian TX vs Elon NC, 1973

Field Goals

1, shared by several players

INDIVIDUAL - LONGEST PLAYS

Longest Rush

80, Larry Collins, Texas A & I vs Salem WV, 1975 (TD)

Longest Pass (including run)

84, Karl Douglas to Dwight Harrison, Texas A & I vs Concordia MN, 1969 (TD)

Longest field Goal

47, Arthur Garcia, Northeastern Oklahoma vs Elon NC, 1980

Longest Punt

63, Mark Osburn, Central Arkansas vs Texas A & I, 1976

Longest Punt Return

41, Bob Spinner, St. John's MN vs Prairie View TX, 1963

Longest Kickoff Return

97, Lewis Pryor, Henderson State AR vs Texas A & I, 1974

Longest Interception Return

100, Emmuel Thompson, Texas A & I vs Central State OK, 1979

TEAM

First Downs

29, Abilene Christian TX vs Elon NC, 1973

First Downs by Rushing

18, Texas A & I vs Central State OK, 1979

First Downs by Passing

14, Abilene Christian TX vs Elon NC, 1973

Rushing and Passing Plays

96, Angelo State TX vs Elon NC, 1978

Net Yards Rushing and Passing

605, Abilene Christian TX vs Elon NC, 1973

Rushes Attempted

82, Waynesburg PA vs Wisconsin-Whitewater, 1966

Net Yards Rushing

377, Waynesburg PA vs Wisconsin-Whitewater, 1966

Passes Attempted

46, Troy State AL vs Texas A & I, 1968

Passes Completed

27, Troy State AL vs Texas A & I, 1968

Net Yards Passing

368, Troy State AL vs Texas A & I, 1968

Completion Percentage (min. 10 attempts)

.762, Texas A & I vs Concordia MN, 16-21

Passes Had Intercepted

5, Central State OK vs Texas A & I, 1979
 5, Elon NC vs Angelo State TX, 1978

Number of Punts

12, Central Arkansas vs Texas A & I, 1976

Punting Average

41.9, St. Joseph's IN vs Montana State, 1956

Yards Gained on Punt Returns

41, St. John's MN vs Prairie View TX, 1963

Yards Gained on Kickoff Returns

165, Elon NC vs Abilene Christian TX, 1973

Yards Gained on Interception Returns

103, Texas A & I vs Central State OK, 1979

Yards Penalized

115, Texas A & I vs Central Arkansas, 1976

Number of Penalties

12, Angelo State TX vs Elon NC, 1978

Fumbles

8, Elon NC vs Pittsburg State KS, 1981

Fumbles Lost

6, Texas A & I vs Central State OK, 1979

6, Elon NC vs Pittsburg State KS, 1981

Points

48, Texas A & I vs Wofford SC, 1970

PLAYOFF GAME RECORDS

INDIVIDUAL

Number of Rushing and Passing Plays

54, Dave Renner, Concord WV vs Elon NC, 1978 (Q-Finals)

Net-Yards Rushing and Passing

416, Randy Huffstickler, Central Arkansas vs Cameron OK, 1981 (Q-finals)

Rushes Attempted

32, Jack Deloplaine, Salem WV vs Ouachita Baptist AR, 1975 (S-Finals)

Net Yards Rushing

246, Ken Parks, East Texas State vs Central OK, 1972 (S-Finals)

Touchdowns by Rushing

4, Wilbert Montgomery, Abilene Christian TX vs Langston OK, 1973 (S-Finals)

4, Emerson Brown, Cameron OK vs Central Arkansas, 1981 (Q-Finals)

Passes Attempted

45, Dave Renner, Concord WV vs Elon NC, 1978 (Q-Finals)

Passes Completed

27, Randy Huffstickler, Central Arkansas vs Cameron OK, 1981 (Q-Finals)

Net Yards Passing

405, Randy Huffstickler, Central Arkansas vs Cameron OK, 1981 (Q-finals)

Passes Had Intercepted

7, Doug Kuhlmann, Angelo State TX vs Northeastern Oklahoma, 1980 (Q-Finals)

Touchdown Passes Completed

6, Sim Byrd, Troy State AL vs Willamette OR, 1968 (S-Finals)

Completion Percentage

.933, Jimmy Scott, Presbyterian SC vs Saginaw Valley MI, 1979 (Q-Finals), 14-15

Passes Caught

10, Dave Saeger, Wisconsin-LaCrosse vs Elon NC, 1973 (S-Finals)

Net Yards Receiving

184, Rich Thone, Arkansas Tech vs Northern State SD, 1971 (S-Finals)

Touchdown Passes Caught

4, Bob Enslin, Troy State AL vs Willamette OR, 1968 (S-Finals)

4, Curtis Leary, Elon NC vs Wisconsin-LaCrosse, 1973 (S-Finals)

Number of Punts

12, Melvin Dunn, Mars Hill NC vs Kearney State NE, 1980 (Q-Finals)

Punting Average

47.5, Dennis Williamson, Wisconsin-Whitewater vs Central IA, 1966 (S-Finals)

Passes Intercepted

3, Dwight Shoe, Elon NC vs Wisconsin-LaCrosse, 1973 (S-Finals)

3, Wylie Turner, Angelo State TX vs Western State CO, 1978 (S-Finals)

Yards Gained on Interception Returns

84, Stanley Tootoo, Elon NC vs Concord WV, 1981 (Q-Finals)

Yards Gained on Punt Returns

117, Lewis Pryor, Henderson State AR vs Elon NC, 1974 (S-Finals)

Yards Gained on Kickoff Returns

125, Greg Shewbert, Oregon College vs Texas A & I, 1975 (S-Finals)

Points

30, Emerson Brown, Cameron OK vs Central Arkansas, 1981 (Q-Finals)

Touchdowns

5, Emerson Brown, Cameron OK vs Central Arkansas, 1981 (Q-Finals)

Extra Points

9, Randy Hicks, Troy State AL vs Willamette OR, 1968 (S-Finals)

Field Goals

2, shared by several players

INDIVIDUAL - LONGEST PLAYS

Longest Rush

90, Dennis Descoteau, Central IA vs Wisconsin-Whitewater, 1966 (S-Finals) TD

Longest Pass (including run)

85, Karl Douglas to Eldridge Small, Texas A & I vs Wisconsin-Platteville, 1970 (S-Finals), TD

Longest Field Goal

43, Arthur Garcia, Northeastern Oklahoma vs Angelo State TX, 1980 (Q-Finals)

Longest Punt

66, Chuck Jagggers, East Texas State vs Central Arkansas, 1980 (Q-Finals)

Longest Punt Return

61, Glenn Starks, Texas A & I vs Western State CO, 1976 (S-Finals)

Longest Kickoff Return

99, Joey Sims, Angelo State TX vs Texas A & I, 1979 (S-Finals)

Longest Interception Return

84, Stanley Tootoo, Elon NC vs Concord WV, 1981 (Q-Finals)

TEAM

First Downs

29, Wisconsin-LaCrosse vs Elon NC, 1973 (S-Finals)

First Downs by Rushing

22, East Texas State vs Central State OK, 1972 (S-Finals)

22, Cameron OK vs Central Arkansas, 1981 (Q-Finals)

First Downs by Passing

20, Central Arkansas vs Cameron OK, 1981 (Q-Finals)

Rushing and Passing Plays

90, Presbyterian SC vs Saginaw Valley MI, 1979 (Q-Finals)

Net Yards Rushing and Passing

591, Cameron OK vs Central Arkansas, 1981 (Q-Finals)

Rushes Attempted

74, Kearney State NE vs Mars Hill NC, 1980 (Q-Finals)

Net Yards Rushing

502, St. John's MN vs College of Emporia KS, 1963 (S-Finals)

PLAYOFF GAME RECORDS (cont'd.)

TEAM (cont'd.)

Passes Attempted48, Wisconsin-LaCrosse vs Elon NC,
1972 (S-Finals)Passes Completed27, Central Arkansas vs Cameron OK,
1981 (Q-Finals)Net Yards Passing405, Central Arkansas vs Cameron OK,
1981 (Q-Finals)Completion Percentage (min. 10 attempts).941, Presbyterian SC vs Saginaw Valley
MI, 1979 (Q-Finals), 16-17Passes Had Intercepted7, Northeastern Oklahoma vs Angelo
State TX, 1980 (Q-Finals)Number of Punts12, Mars Hill NC vs Kearney State NE,
1980 (Q-Finals)Punting Average47.5, Wisconsin-Whitewater vs Central IA
1966 (S-Finals)Yards Gained on Punt Returns

127, Henderson State AR vs Elon NC, 1974 (S-Finals)

Yards Gained on Kickoff Returns

140, Angelo State TX vs Texas A & I, 1979 (S-Finals)

Yards Gained on Interception Returns104, Grand Valley MI vs Wisconsin-LaCrosse, 1978
(Q-Finals)Yards Penalized154, Angelo State TX vs Western State CO, 1978
(S-finals)Number of Penalties15, Langston OK vs Abilene Christian TX, 1973
(S-Finals)Fumbles8, Central State OK vs East Texas State, 1972
(S-Finals)Fumbles Lost6, Central State OK vs East Texas State, 1972
(S-Finals)Points

63, Troy State AL vs Willamette OR, 1968 (S-Finals)

WON-LOST RECORDS IN PLAYOFFS

<u>School (Years Participated)</u>	<u>Years</u>	<u>Won</u>	<u>Lost</u>	<u>Pct.</u>	<u>1st</u>	<u>2nd</u>
Abilene Christian TX (1973-77)	2	4	0	1.000	2	0
Angelo State TX (1978-79-80)	3	4	2	.667	1	0
Arkansas Tech (1971)	1	1	1	.500	0	1
Cameron OK (1974-81)	2	1	1	.500	0	0
Carson-Newman TN (1972)	1	1	1	.500	0	1
Central Arkansas (1976-78-80-81)	4	1	4	.200	0	1
Central IA (1966)	1	0	1	.000	0	0
Central State OK (1962-72-79)	3	4	2	.667	1	1
College of Emporia KS (1962-63)	2	0	2	.000	0	0
Concord WV (1978-80-81)	3	0	3	.000	0	0
Concordia MN (1964-69)	2	2	1 (1 tie)	.625	1	1
East Texas State (1972-80)	2	3	1	.750	1	0
Eastern Washington (1967)	1	1	1	.500	0	1
Elon NC (1973-74-76-78-80-81)	6	9	4	.692	2	2
Fairmont State WV (1965-67-81)	3	2	2	.500	1	0
Findlay OH (1964)	1	0	1	.000	0	0
Grand Valley State MI (1978)	1	1	1	.500	0	0
Gustavus Adolphus MN (1958)	1	0	1	.000	0	0
Henderson State AR (1974)	1	1	1	.500	0	1
Hillsdale MI (1957-59-69-81)	4	1	4	.200	0	1
Humboldt State CA (1960)	1	1	1	.500	0	1
Kearney State NE (1963-77-79-80)	4	1	4	.200	0	0
Langston OK (1973)	1	0	1	.000	0	0
Lenoir-Rhyne NC (1959-60-62)	3	4	2	.667	1	2
Linfield OR (1961-64-65)	3	2	3	.400	0	2
Livingston AL (1971-72)	2	2	1	.667	1	0
Mars Hill NC (1980)	1	0	1	.000	0	0
Montana State (1956)	1	0	0 (1 tie)	.000	1*	0
Moorhead State MN (1981)	1	0	1	.000	0	0
New Mexico Highlands (1966-67-69)	3	0	3	.000	0	0
Northeastern Oklahoma (1958-80)	2	4	1	.800	1	1
Northern Arizona (1958)	1	1	1	.500	0	1
Northern Michigan (1960-67)	2	0	2	.000	0	0
Northern State SD (1961-62-68-71)	4	0	4	.000	0	0
Oregon College (1975-78)	2	0	2	.000	0	0
Ouachita Baptist AR (1975)	1	0	1	.000	0	0
Pittsburg State KS (1957-61-81)	3	4	1	.800	2	1
Prairie View TX (1963)	1	1	1	.500	0	1
Presbyterian SC (1979)	1	1	1	.500	0	1
Saginaw Valley State MI (1979)	1	0	1	.000	0	0
St. Benedict's KS (1958)	1	0	1	.000	0	0
St. John's MN (1963-65)	2	4	0	1.000	2	0

WON-LOST RECORDS IN PLAYOFFS (cont'd)

School (Years Participated)	Years	Won	Lost	Pct.	1st	2nd
St. Joseph's IN (1956)	1	0	0 (1 tie)	.000	1*	0
Salem WV (1975)	1	1	1	.500	0	1
Sam Houston State TX (1964)	1	1	0 (1 tie)	.750	1*	0
Southern Connecticut (1959)	1	0	1	.000	0	0
Southwestern Oklahoma (1977)	1	1	1	.500	0	1
Sul Ross State TX (1965)	1	0	1	.000	0	0
Texas A & I (1959-68-69-70-74-75-76-79)	8	16	1	.941	7	1
Troy State AL (1968)	1	2	0	1.000	1	0
Waynesburg PA (1966)	1	2	0	1.000	1	0
West Liberty State WV (1970-71)	2	0	2	.000	0	0
Western State CO (1976-78-79)	3	1	3	.250	0	0
Whittier CA (1961)	1	0	1	.000	0	0
Whitworth WA (1960)	1	0	1	.000	0	0
Willamette OR (1968)	1	0	1	.000	0	0
Wisconsin-LaCrosse (1973-78)	2	0	2	.000	0	0
Wisconsin-Platteville (1970)	1	0	1	.000	0	0
Wisconsin-River Falls (1979)	1	0	1	.000	0	0
Wisconsin-Stevens Point (1977)	1	0	1	.000	0	0
Wisconsin-Whitewater (1966)	1	1	1	.500	0	1
Wofford SC (1970)	1	1	1	.500	0	1

*Co-Champions

ALL TIME RESULTS

<u>1958</u> Northeastern Oklahoma 19, St. Benedict's KS 14 (@ Tulsa) Northern Arizona 41, Gustavus Adolphus MN 12 (@ Tucson) Northeastern Oklahoma 19, Northern Arizona 13 (championship)	<u>1965</u> St. John's MN 28, Fairmont State WV 7 (@ Bloomington, MN) Linfield OR 30, Sul Ross TX 27 (@ Midland, TX) St. John's 33, Linfield 0 (championship)
<u>1959</u> Texas A&I 20, Hillsdale MI 0 (@ Kingsville TX) Lenoir-Rhyne NC 47, Southern Connecticut 20 (@Hickory, NC) Texas A&I 20, Lenoir-Rhyne 7 (championship)	<u>1966</u> Waynesburg PA 30, New Mexico Highlands 27 (@ Albuquerque) Wisconsin-Whitewater 41, Central IA 18 (@ Whitewater) Waynesburg 42, Wisconsin-Whitewater 21 (championship)
<u>1960</u> Humboldt State CA 13, Whitworth WA 6 (@ Eureka, CA) Lenoir-Rhyne NC 20, Northern Michigan 20 (@Hickory, NC) (Lenoir-Rhyne declared winner on penetrations) Lenoir-Rhyne 15, Humboldt State 14 (championship)	<u>1967</u> Fairmont State WV 21, Northern Michigan 7 (@ Fairmont) Eastern Washington 28, New Mexico Highlands 14 (@ Las Vegas, NM) Fairmont State 28, Eastern Washington 21 (championship)
<u>1961</u> Linfield OR 18, Whittier CA 7 (@ McMinnville, OR) Pittsburg State KS 28, Northern State SD 14 (@ Pittsburg, KS) Pittsburg State 12, Linfield 7 (championship)	<u>1968</u> Troy State AL 63, Willamette OR 10 (@ Montgomery, AL) Texas A & I 20, Northern State SD 0 (@ Kingsville TX) Troy State 43, Texas A & I 35 (championship)
<u>1962</u> Central State OK 20, College of Emporia KS 0 (@ Oklahoma City) Lenoir-Rhyne NC 20, Northern State SD 7 (@ Hickory, NC) Central State 28, Lenoir-Rhyne 13 (championship)	<u>1969</u> Concordia MN 27, Hillsdale MI 0 (@ Flint, MI) Texas A & I 28, New Mexico Highlands 23 (@ Kingsville, TX) Texas A & I 32, Concordia 7 (championship)
<u>1963</u> Prairie View TX 20, Kearney State NE 7 (@ Kearney) St. John's MN 54, College of Emporia KS 0 (@ Minneapolis) St. John's 33, Prairie View 27 (championship)	<u>1970</u> Wofford SC 12, West Liberty WV 6 (@ Greensboro, NC) Texas A & I 16, Wisconsin-Platteville 0 (@ Kingsville, TX) Texas A & I 48, Wofford 7 (championship)
<u>1964</u> Concordia MN 28, Linfield OR 6 (@ Fargo, ND) Sam Houston State TX 32, Findlay OH 21 (@ Findlay) Concordia 7, Sam Houston State 7 (championship)	<u>1971</u> Arkansas Tech 24, Northern State SD 0 (@ Russellville, AR) Livingston AL 25, West Liberty WV 2 (Steubenville, OH) Livingston 14, Arkansas Tech 12 (championship)

ALL TIME RESULTS (cont'd.)

1972

Carson-Newman TN 7, Livingston AL 7
 (@ Jefferson City, TN) (Carson-Newman declared
 winner on penetrations).

East Texas State 54, Central State OK 0
 (@ Commerce Texas)

East Texas State 21, Carson-Newman 18
 (championship)

1973

Elon NC 35, Wisconsin-LaCrosse 24 (@ Burlington,
 NC)

Abilene Christian TX 34, Langston OK 6 (@ Abilene
 TX)

Abilene Christian 42, Elon 14 (championship)

1974

Texas A & I 21, Cameron OK 19 (@ Kingsville, TX)

Henderson State AR 21, Elon NC 7
 (@ Burlington, NC)

Texas A & I 34, Henderson State 23 (championship)

1975

Texas A & I 37, Oregon College 0
 (@ Kingsville, TX)

Salem WV 16, Ouachita Baptist AR 7
 (@ Arkadelphia, AR)

Texas A & I 37, Salem 0 (championship)

1976

Texas A & I 56, Western State CO 14
 (@ Kingsville, TX)

Central Arkansas 10, Elon NC 7 (@ Burlington, NC)

Texas A & I 26, Central Arkansas 0 (Championship)

1977

Abilene Christian TX 35, Wisconsin-Stevens Point 7
 (@ Abilene, TX)

Southwestern Oklahoma 21, Kearney State NE 7
 (@ Weatherford, OK)

Abilene Christian 24, Southwestern Oklahoma 7
 (championship)

1978

Elon NC 21, Concord WV 6 (@ Burlington, NC)

Western State CO 21, Central Arkansas 17
 (@ Conway, AR)

Grand Valley MI 24, Wisconsin LaCrosse 14
 (@ LaCrosse)

Angelo State TX 32, Oregon College 0
 (@ San Angelo, TX)

Elon 13, Grand Valley 7 (@ Burlington)

Angelo State 35, Western State 3 (@ San Angelo)

Angelo State 24, Elon 14 (championship)

1979

Presbyterian SC 36, Saginaw Valley MI 6
 (@ Clinton, SC)

Central State OK 42, Kearney State NE 22
 (@ Kearney)

Angelo State TX 31, Wisconsin-River Falls 7
 (@ San Angelo)

Texas A & I 38, Western State CO 14

(@ Kingsville, TX)

Texas A & I 22, Angelo State 19 (@ Kingsville,
 TX)

Central State 28, Presbyterian 6 (@ Edmond, OK)

Texas A & I 20, Central State 14 (championship)

1980

Kearney State NE 9, Mars Hill NC 6, ot
 (@ Mars Hill)

Northeastern Oklahoma 10, Angelo State TX 3
 (@ Tahlequah)

Elon NC 17, Concord WV 14 (@ Bluefield, WV)

East Texas State 27, Central Arkansas 21

(@ Conway, AR)

Northeastern Oklahoma 14, Kearney State 0
 (@ Tahlequah)

Elon 14, East Texas State 6 (@ Commerce, TX)

Elon 17, Northeastern Oklahoma 10 (championship)

1981

Hillsdale MI 12, Fairmont State WV 7
 (@ Fairmont)

Elon NC 37, Concord WV 8 (@ Bluefield, WV)

Cameron OK 48, Central Arkansas 27 (@ Conway
 AR)


Pittsburg State KS 14, Moorhead State MN 13
 (@ Pittsburg)

Elon 41, Hillsdale 13 (@ Burlington, NC)

Elon 3, Pittsburg State 0 (championship)

NOTE: Cameron ruled ineligible for playoffs
 after 1st round

FOOTBALL, DIVISION II



12TH ANNUAL - 1981 MEN'S DIVISION

QUARTERFINAL ROUND

At Goodwell, OK, November 21

AUSTIN TX 7 14 3 3 = 27
 PANHANDLE STATE OK 0 0 0 16 = 16

A--Rory Dukes, 21 yd pass from Larry Shillings (Gene Branum PAT kick), :09 1st qtr.
 A--Rory Dukes, 55 yd pass from Larry Shillings (Gene Branum PAT kick), 9:00 1st qtr
 A--Clay Oliphint, 18 yd pass from Larry Shillings (Gene Branum PAT kick), :12 2nd qtr
 A--Gene Branum, 19yd field goal, 2:41 3rd qtr
 P--Steve Barker, 18 yd pass from Tim Barker (S. Barker Pass from T. Barker), 14:54 4th qtr
 P--Glen Quimby, 1yd run (Albert Griffin pass from T. Barker), 5:37 4th qtr
 A--Gene Branum, 53 yd field goal, 4:31 4th qtr

At Moorhead, MN, November 21

DICKINSON STATE ND 3 0 3 3 = 9
 CONCORDIA MN 7 3 0 3 = 13

D--Doug Sturlaughson, 46 yd field goal, 11:25 1st qtr
 C--Jim Klug, 3 yd run (Doug Berglund PAT kick), 4:34 1st qtr
 C--Doug Berglund, 22 yd field goal, 1:23 2nd qtr
 D--Kelly McNary, 32 Yd fieldgoal, 1:43 3rd qtr
 D--Kelly McNary, 24 yd field goal, 13:02 4th qtr
 C--Doug Berglund, 34 yd field goal, 4:30 4th qtr

At Liberty, MO, November 21

PACIFIC LUTHERAN WA 0 0 7 7 = 27
 WILLIAM JEWELL MO 0 13 0 6 = 19

WJ--Jerry Burch, 22 yd field goal, 9:36 2nd qtr
 WJ--Marty Hensley, 1 yd pass from Kelly Groom (Jerry Burch PAT kick), 4:15 2nd qtr
 WJ--Jerry Burch, 28 yd field goal, 3:09 2nd qtr
 PL--Eric Monson, 9 yd pass from Kevin Skogen (Scott McKay PAT kick, 3:17 3rd qtr
 WJ--Marty Hensley, 3yd pass from Kelly Groom (pat fails), 10:27 4th qtr
 PL--Mike Westmiller, 1 yd run (Scott McKay PAT kick), 4:40, 4th qtr

At New Wilmington, PA, November 21

ANDERSON IN 0 6 0 0 = 6
 WESTMINSTER PA 0 7 0 14 = 21

W--Steve Ferringer, 1 yd run (Ron Bauer PAT kick), 9:29 2nd qtr
 A--Don Renihan, 15 yd pass from Tim Meschke (pat kick failed), :14 2nd qtr
 W--Rich Dalrymple, 7 yd run (Ron Bauer PAT kick), 7:45 4th qtr
 W--John DeGruttola, 4 yd run (Ron Bauer PAT kick), :52 4th qtr

SEMIFINALS

At New Wilmington, PA, December 5

CONCORDIA MN 0 10 10 3 = 23
 WESTMINSTER PA 10 0 0 7 = 17

W--Ron Bauer, 27 yd field goal, 12:27 1st qtr
 W--Rich Dalrymple, 4 yd run (Ron Bauer PAT kick), :06 1st qtr
 C--Jim Klug, 1 yd run (Doug Berglund PAT kick), 5:57 2nd qtr
 C--Doug Berglund, 38 yd field goal, :15 2nd qtr
 C--Jim Klug, 4 yd run (Doug Berglund PAT kick), 8:01 3rd qtr
 C--Doug Berglund, 47 yd field goal, 4:57 3rd qtr
 C--Doug Berglund, 27 yd field goal, 11:33 4th qtr
 W--Lamont Boykins, 45 yd pass from Rich Dalrymple (Ron Bauer PAT kick), 1:17 4th qtr

At Sherman TX, December 5

WILLIAM JEWELL MO 7 7 7 7 = 28
 AUSTIN TX 13 3 7 10 = 33

WJ--Steve Hodges, 6 yd run (Jerry Burch PAT kick), 13:12 1st qtr
 A--Van Hargis, 31 yd pass from Larry Shillings (Gene Branum PAT kick), 9:55 1st qtr
 A--Clay Oliphint, 14 yd pass from Larry Shillings (PAT kick failed), 7:00 1st qtr
 A--Gene Branum, 22 yd field goal, 5:04 2nd qtr
 A--David Simmons, 13 yd pass from Larry Shillings (Gene Branum PAT kick), 10:00 3rd qtr
 WJ--Mike McGill, 9 yd pass from Kelly Groom (Jerry Burch PAT kick), 4:15 3rd qtr
 A--Larry Shillings, 1 yd run (Gene Branum PAT kick), 10:37 4th qtr
 WJ--Steve Hodges, 6 yd run (Jerry Burch PAT kick), 7:35 4th qtr
 A--Gene Branum, 22 yd field goal, 1:27 4th qtr

CHAMPIONSHIP GAME

At Sherman, TX, December 12

	Concordia	Austin
First Downs	15	21
Rushes - Net Yards	51-188	35-131
Passing Yards	128	202
Passes comp-Att-Had Int.	8-16-0	17-25-2
Punts/Avg	4/34.8	3/40.3
Fumbles-Lost	1/0	0/0
Penalties-yards	2/20	7/60

Attendance: 3,540

CONCORDIA MN 0 17 7 0 = 24
 AUSTIN TX 7 7 0 10 = 24

A--Van Hargis, 14 yd run (Gene Branum PAT kick), 8:50 1st qtr
 C--Doug Berglund, 29 yd field goal, 13:37 2nd qtr
 C--Joe Gotta, 34 yd pass from Craig Samuelson (Doug Berglund PAT kick), 10:29 2nd qtr
 A--Rory Dukes, 31 yd pass from Larry Shillings (Gene Branum PAT kick), 6:45 2nd qtr
 C--Jim Klug, 1 yd run (Dave Berglund PAT kick), 1:49 2nd qtr
 C--Mark Davies, 2 yd run (Dave Berglund PAT kick), :37 3rd qtr
 A--Clay Oliphint, 6 yd pass from Larry Shillings (Gene Branum PAT kick), 8:48 4th qtr
 A--Gene Branum, 57 yd field goal, 1:12 4th qtr

CHAMPIONSHIP RESULTS

<u>YEAR</u>	<u>SITE</u>	<u>CHAMPION</u>	<u>SCORE</u>	<u>RUNNER-UP</u>
1970	New Castle, PA	Westminster PA	21-16	Anderson IN
1971	Thousand Oaks, CA	California Lutheran	30-14	Westminster PA
1972	Joplin, MO	Missouri Southern	21-14	Northwestern IA
1973	Huntington, WV	Northwestern IA	10-3	Glenville State WV
1974	Seguin, TX	Texas Lutheran	42-0	Missouri Valley
1975	Thousand Oaks, CA	Texas Lutheran	34-8	California Lutheran
1976	Redlands CA	Westminster PA	20-13	Redlands CA
1977	Thousand Oaks, CA	Westminster PA	17-9	California Lutheran
1978	Findlay, OH	Concordia MN	7-0	Findlay OH
1979	Findlay, OH	Findlay OH	51-6	Northwestern IA
1980	Tacoma, WA	Pacific Lutheran WA	38-10	Wilmington OH
1981	Sherman TX	Austin TX + Concordia MN	24-24 tie	

INDIVIDUAL STATISTICS

Rushing

CONCORDIA--Jim Klug 30-94-1 td; Craig Samuelson 4-45; Reid Christopherson 13-41; Mark Davies 2-7-1 td; Randy Jorgenson 2-1.
AUSTIN--Van Hargis 11-68-1 td; Greg Garrison 7-28; David Simmons 4-22; Larry Shillings 13-13.

Passing

CONCORDIA--Craig Samuelson 8-16-128-1 td;
AUSTIN--Larry Shillings 17-25-202-2 td 2 int; Greg Garrison 0-1-0.

Receiving

CONCORDIA--Mark Davies 3-43; Jim Klug 3-32; Joe Gotta 1-34-1 td; Tom Shepley 1-19.
AUSTIN--Rory Dukes 6-104-1 td; Clay Oliphint 4-49-1 td; Van Hargis 3-23; David Simmons 2-9; Kevin Tarver 1-11; Russ Roden 1-6.

Punting

CONCORDIA--Jon Pratt 4/34.8
AUSTIN--Gene Branum 3/40.3

CHAMPIONSHIP GAME RECORDS

INDIVIDUAL

<u>Number of Rushing and Passing Plays</u> 53, John Calhoun, Wilmington OH vs Pacific Lutheran WA, 1980	<u>Completion Percentage (min. 7 attempts)</u> .706, John Kindred, California Lutheran vs Westminster PA, 1977 (24-34)
<u>Net Yards Rushing and Passing</u> 275, Gene McNamara, Westminster PA vs California Lutheran, 1971	<u>Passes Caught</u> 11, Harry Hedrich, California Lutheran vs Westminster PA, 1977
<u>Rushes Attempted</u> 30, Jim Klug, Concordia MN vs Austin TX, 1981	<u>Net Yards Receiving</u> 155, Roger Price, Westminster PA vs California Lutheran, 1971
<u>Net Yards Rushing</u> 149, Mike Westmiller, Pacific Lutheran WA vs Wilmington OH, 1980	<u>Touchdown Passes Caught</u> 2, shared by several players
<u>Touchdowns by Rushing</u> 3, Nelson Bolden, Findlay OH vs Northwestern IA, 1979	<u>Number of Punts</u> 8, Mark Johnson, Northwestern IA vs Missouri Southern, 1972 8, Greg Tennon, Missouri Valley vs Texas Lutheran, 1974
<u>Passes Attempted</u> 41, John Calhoun, Wilmington OH vs Pacific Lutheran WA, 1980	<u>Punting Average (min. 3 punts)</u> 40.5, Butch Eskridge, California Lutheran vs Texas Lutheran, 1975
<u>Passes Completed</u> 24, John Kindred, California Lutheran vs Westminster PA, 1977	<u>Passes Intercepted</u> 4, Charlie Byrd, Findlay OH vs Northwestern IA, 1979 4, Scott Kessler, Pacific Lutheran WA vs Wilmington OH, 1980
<u>Net Yards Passing</u> 266, Gene McNamara, Westminster PA vs California Lutheran, 1971	<u>Yards Gained on Interception Returns</u> 65, Charlie Byrd, Findlay OH vs Northwestern IA, 1979
<u>Passes Had Intercepted</u> 6, John Calhoun, Wilmington OH vs Pacific Lutheran WA, 1980	<u>Yards Gained on Punt Returns</u> 85, Chris Utt, Pacific Lutheran WA vs Wilmington OH, 1980
<u>Touchdown Passes Completed</u> 3, Paul Trina, Findlay OH vs Northwestern IA, 1979	<u>Yards Gained on Kickoff Returns</u> 93, Lance Calloway, California Lutheran vs Westminster PA, 1971

CHAMPIONSHIP GAME RECORDS (cont'd)

Points

18, Nelson Bolden, Findlay OH vs Northwestern IA, 1979

Touchdowns

3, Nelson Bolden, Findlay OH vs Northwestern IA, 1979

Extra Points

7, Greg Phillips, Findlay OH vs Northwestern IA, 1979

Field Goals

2, Reed Myer, Redlands CA vs Westminster PA, 1976

INDIVIDUAL - LONGEST PLAYS

Longest Rush

85, Mike Washington, Texas Lutheran vs Missouri Valley, 1974 (TD)

Longest Pass (including run)

69, Gaylon Tucker to Steve Bohner, Texas Lutheran vs Missouri Valley, 1974 (TD)

Longest Field Goal

57, Gene Granum, Austin TX vs Concordia MN, 1981

Longest Punt

60, Mark Johnson, Northwestern IA vs Missouri Southern, 1972

Longest Punt Return

84, Chris Utt, Pacific Lutheran WA vs Wilmington OH, 1980

Longest Kickoff Return

93, Lance Calloway, California Lutheran vs Westminster PA, 1971

Longest Interception Return

39, Dave Borchard, Concordia MN vs Austin TX, 1981

TEAM

First Downs

27, Findlay OH vs Northwestern IA, 1979
27, Wilmington OH vs Pacific Lutheran WA, 1980

First Downs by Rushing

17, Findlay OH vs Northwestern IA, 1979

First Downs by Passing

17, California Lutheran vs Westminster PA, 1977

Rushing and Passing Plays

92, Findlay OH vs Northwestern IA, 1979

Net Yards Rushing and Passing

533, Pacific Lutheran WA vs Wilmington OH, 1980

Rushes Attempted

73, Findlay OH vs Northwestern IA, 1979

Net Yards Rushing

364, Texas Lutheran vs Missouri Valley, 1974

Passes Attempted

42, Wilmington OH vs Pacific Lutheran WA, 1980

Passes Completed

24, California Lutheran vs Westminster PA, 1977

Net Yards Passing

266, Westminster PA vs California Lutheran, 1971

Completion Percentage (minimum 10 attempts)

.706, California Lutheran vs Westminster PA, 1977, 24-34

Passes Had Intercepted

6, Northwestern IA vs Findlay OH, 1979
6, Wilmington OH vs Pacific Lutheran WA, 1980

Number of Punts

8, Northwestern IA vs Missouri Southern, 1972
8, Missouri Valley vs Texas Lutheran, 1974

Punting Average

40.5 California Lutheran vs Texas Lutheran, 1975

Yards Gained on Punt Returns

85, Pacific Lutheran vs Wilmington OH, 1980

Yards Gained on Kickoff Returns

128, California Lutheran vs Westminster PA, 1971

Yards Gained on Interception Returns

113, Findlay OH vs Northwestern IA, 1979

Yards Penalized

115, Texas Lutheran vs Missouri Valley, 1974

Number of Penalties

13, Texas Lutheran vs Missouri Valley, 1974

Fumbles

6, Findlay OH vs Northwestern IA, 1979

Fumbles Lost

4, Westminster PA vs California Lutheran, 1971

Points

51, Findlay OH vs Northwestern IA, 1979

PLAYOFF GAME RECORDS

INDIVIDUAL

Number of Rushing and Passing Plays

66, Pat Silva, Linfield OR vs California Lutheran, 1977 (S-Finals)

Net Yards Rushing and Passing

348, Pat Silva, Linfield OR vs California Lutheran, 1977 (S-Finals)

Rushes Attempted

40, Nelson Bolden, Findlay OH vs Missouri Valley, 1978 (S-Finals)

Net Yards Rushing

286, John Overbey, Valley City State ND vs Redlands CA, 1976 (S-Finals)

Touchdowns by Rushing

5, Bob Beliveau, Concordia MN vs Northwestern IA, 1978

Passes Attempted

52, Alan Schmidlin, Linfield OR vs Pacific Lutheran WA, 1980 (Q-Finals)

Passes Completed

26, Pat Silva, Linfield OR vs California Lutheran, 1977 (S-Finals)

Net Yards Passing

332, Galen Kaemingk, Northwestern IA vs Bethany KS, 1979 (S-Finals)

Passes Had Intercepted

7, Dan Hartwig, California Lutheran vs Pacific Lutheran WA, 1979 (Q-Finals)

Touchdown Passes Completed

4, John Kindred, California Lutheran vs Linfield OR, 1977 (S-Finals)

4, Galen Kaemingk, Northwestern IA vs Bethany KS, 1979 (S-Finals)

Completion Percentage

.700, Paul Trina, Findlay OH vs Jamestown ND, 1979 (Q-Finals), 7-10

Passes Caught

14, Marty Lyts, Linfield OR vs Pacific Lutheran WA, 1980 (Q-Finals)

Net Yards Receiving

185, Harry Hedrick, California Lutheran vs Linfield OR, 1977 (S-Finals)

PLAYOFF GAME RECORDS (cont'd)

INDIVIDUAL (cont'd)

<u>Touchdown Passes Caught</u>	<u>Yards Gained on Kickoff Returns</u>
3, Kirk Carpenter, Anderson IN vs Minot State ND, 1970 (S-Finals)	177, Gene McNamara, Westminster PA vs Edinboro State PA, 1970 (S-Finals)
<u>Number of Punts</u>	<u>Points</u>
12, Tom Walsh, Findlay OH vs Jamestown ND, 1979 (Q-Finals)	30, Bob Beliveau, Concordia MN vs Northwestern IA, 1978 (Q-Finals)
<u>Punting Average</u>	<u>Touchdowns</u>
54.7, Butch Eskridge, California Lutheran vs William Penn IA, 1975 (S-Finals)	5, Bob Beliveau, Concordia MN vs Northwestern IA, 1978 (Q-Finals)
<u>Passes Intercepted</u>	<u>Extra Points</u>
3, shared by several players	7, Kurt Christiansen, Concordia MN vs Northwestern IA, 1978 (Q-Finals)
<u>Yards Gained on Interception Returns</u>	7, Jim Diehl, Hanover IN vs Wilmington OH, 1980 (Q-Finals)
87, Russ Moulton, Missouri Valley vs Hanover IN, 1974 (S-Finals)	<u>Field Goals</u>
<u>Yards Gained on Punt Returns</u>	3, Doug Berglund, Concordia MN vs Westminster PA, 1981 (S-Finals)
63, Thomas Rollison, Panhandle State OK vs Austin TX, 1981 (Q-Finals)	

INDIVIDUAL - LONGEST PLAYS

<u>Longest Rush</u>	<u>Longest Punt</u>
76, Dave Nettles, Midland Lutheran NE vs Northwestern IA, 1979 (Q-Finals), TD	66, Curt Basch, Northwestern IA vs Concordia MN, 1978 (Q-Finals)
<u>Longest Pass (including run)</u>	66, Gene Branum, Austin TX vs William Jewell MO, 1981 (S-Finals)
95, Roger Price to Dave Milliron, Westminster PA vs Carthage WI, 1971 (S-Finals), TD	<u>Longest Punt Return</u>
<u>Longest Field Goal</u>	62, Jon Bolstad, Valley City State ND vs McMurry TX, 1980 (Q-Finals)
53, Gene Branum, Austin TX vs Panhandle State OK, 1981 (Q-Finals)	<u>Longest Kickoff Return</u>
	94, Fred Bence, Minot State ND vs Anderson IN, 1970 (S-Finals)
	<u>Longest Interception Return</u>
	85, Dave Armahizer, Westminster PA vs Texas Lutheran, 1976 (S-Finals)

TEAM

<u>First Downs</u>	<u>Net Yards Passing</u>
35, Pacific Lutheran WA vs Linfield OR, 1980 (Q-Finals)	352, Northwestern IA vs Bethany KS, 1979 (S-Finals)
<u>First Downs by Rushing</u>	<u>Completion Percentage (min. 10 attempts)</u>
20, Linfield OR vs Carroll MT, 1978 (Q-Finals)	.690, Redlands CA vs Valley City State ND, 1976 (S-Finals), 20-29
20, Wilmington OH vs William Jewell MO, 1980 (S-Finals)	<u>Passes Had Intercepted</u>
<u>First Downs by Passing</u>	7, California Lutheran vs Pacific Lutheran WA, 1979 (Q-Finals)
13, Northwestern IA vs Midland Lutheran NE, 1979 (Q-Finals)	<u>Number of Punts</u>
13, Northwestern IA vs Bethany KS, 1979 (S-Finals)	12, Findlay OH vs Tarleton State TX, 1978 (Q-Finals)
13, William Jewell MO vs Wilmington OH, 1980 (S-Finals)	<u>Punting Average</u>
<u>Rushing & Passing Plays</u>	54.7, California Lutheran vs William Penn IA, 1975 (S-Finals)
100, Linfield OR vs California Lutheran, 1977 (S-Finals)	<u>Yards Gained on Punt Returns</u>
<u>Net Yards Rushing and Passing</u>	79, Austin TX vs Panhandle State OK, 1981 (Q-Finals)
569, Valley City State ND vs Redlands CA, 1976 (S-Finals)	<u>Yards Gained on Kickoff Returns</u>
<u>Rushes Attempted</u>	225, Northwestern IA vs Midland Lutheran NE, 1979 (Q-Finals)
77, Concordia MN vs Northwestern IA, 1978 (Q-Finals)	<u>Yards Gained on Kickoff Returns</u>
77, Wilmington OH vs William Jewell MO, 1980 (S-Finals)	132, Pacific Lutheran vs California Lutheran, 1979 (Q-Finals)
<u>Net Yards Rushing</u>	<u>Yards Penalized</u>
477, Valley City State ND vs Redlands CA, 1976 (S-Finals)	146, Austin TX vs Panhandle State OK, 1981 (Q-Finals)
<u>Passes Attempted</u>	<u>Number of Penalties</u>
53, Linfield OR vs Pacific Lutheran WA, 1980 (Q-Finals)	14, Austin TX vs Panhandle State OK, 1981 (Q-Finals)
<u>Passes Completed</u>	<u>Fumbles</u>
27, Linfield OR vs California Lutheran, 1977 (S-Finals)	7, shared by several teams
	<u>Fumbles Lost</u>
	6, Westminster PA vs Concord WV, 1977 (S-Finals)
	<u>Points</u>
	56, Wilmington OH vs Hanover IN, 1980 (Q-Finals)

WON-LOST RECORDS IN PLAYOFFS

School (Years Participated)	Years	Won	Lost	Pct.	1st	2nd
Anderson IN (1970-81)	2	1	2	.333	0	1
Austin TX (1979-81)	2	2	1(1 tied)	.625	1*	0
Baker KS (1980)	1	0	1	.000	0	0
Bethany KS (1978-79)	2	1	2	.333	0	0
California Lutheran (1971-75-77-79)	4	4	3	.571	1	2
Carroll MT (1978)	1	0	1	.000	0	0
Carthage WI (1971-73)	2	0	2	.000	0	0
Concord WV (1977)	1	0	1	.000	0	0
Concordia MN (1978-81)	2	5	0(1 tied)	.917	2*	0
Dickinson State ND (1981)	1	0	1	.000	0	0
Doane NE (1972)	1	0	1	.000	0	0
Edinboro State PA (1970)	1	0	1	.000	0	0
Findlay OH (1978-79)	2	5	1	.833	1	1
Franklin IN (1972)	1	0	1	.000	0	0
Glenville State WV (1973)	1	1	1	.500	0	1
Hanover IN (1974-75-80)	3	0	3	.000	0	0
Jamestown ND (1979)	1	0	1	.000	0	0
Linfield OR (1974-77-78-80)	4	1	4	.200	0	0
McMurry TX (1980)	1	0	1	.000	0	0
Midland Lutheran NE (1979)	1	0	1	.000	0	0
Minot State ND (1970)	1	0	1	.000	0	0
Missouri Southern (1972)	1	2	0	1.000	1	0
Missouri Valley (1974-78)	2	2	2	.500	0	1
Montana Tech (1971)	1	0	1	.000	0	0
Northwestern IA (1972-73-78-79)	4	5	3	.625	1	2
Pacific Lutheran WA (1979-80-81)	3	4	2	.667	1	0
Panhandle State OK (1981)	1	0	1	.000	0	0
Redlands CA (1976)	1	1	1	.500	0	1
Tarleton State TX (1978)	1	0	1	.000	0	0
Texas Lutheran (1974-75-76)	3	4	1	.800	2	0
Valley City State ND (1976-80)	2	1	2	.333	0	0
Westminster PA (1970-71-76-77-81)	5	8	2	.800	3	1
William Jewell MO (1973-80-81)	3	2	3	.400	0	0
William Penn IA (1975)	1	0	1	.000	0	0
Wilmington OH (1980)	1	2	1	.667	0	1

ALL TIME RESULTS

1970

Westminster PA 20, Edinboro State PA 7
 (@ New Castle, PA)
 Anderson IN 20, Minot State ND 14 (@ Anderson)
 Westminster 21, Anderson 16 (championship)

1972

Missouri Southern 24, Doane NE 6 (@ Joplin, MO)
 Northwestern IA 13, Franklin IN 6 (@ Franklin IN)
 Missouri Southern 21, Northwestern 14
 (championship)

1974

Texas Lutheran 52, Linfield OR 8 (@ Seguin, TX)
 Missouri Valley 37, Hanover IN 29 (@ Hanover, IN)
 Texas Lutheran 42, Missouri Valley 0 (championship)

1976

Westminster PA 31, Texas Lutheran 0 (@ Seguin, TX)
 Redlands CA 40, Valley City State ND 39
 (@ Redlands), OT
 Westminster 20, Redlands 13 (championship)

1971

California Lutheran 34, Montana Tech 6
 (@ Thousand Oaks, CA)
 Westminster PA 28, Carthage WI 28 (@ Kenosha, WI)
 (Westminster declared winner on penetrations)
 California Lutheran 30, Westminster 14
 (championship)

1973

Northwestern IA 28, William Jewell MO 2
 (@ Orange City, IA)
 Glenville State WV 14, Carthage WI 7 (@ Ripley, WV)
 Northwestern 10, Glenville State 3 (championship)

1975

Texas Lutheran 32, Hanover IN 13 (@ Seguin, TX)
 California Lutheran 27, William Penn IA 0
 (@ Thousand Oaks, CA)
 Texas Lutheran 34, California Lutheran 8
 (championship)

1977

Westminster PA 14, Concord WV 13 (@ New Wilmington.
 PA)
 California Lutheran 29, Linfield OR 28
 (@ Thousand Oaks, CA)
 Westminster 17, California Lutheran 9
 (championship)

ALL TIME RESULTS (cont'd)

1978

Findlay OH 13, Tarleton State TX 6 (@ Findlay, OH)
Missouri Valley 30, Bethany KS 16 (@ Marshall, MO)
Concordia MN 49, Northwestern IA 0
 (@ Moorhead MN)
Linfield OR 32, Carroll MT 6 (@ McMinnville OR)
Findlay 27, Missouri Valley 9 (@ Findlay)
Concordia 24, Linfield 23 (@ McMinnville)
Concordia 7, Findlay 0 (championship)

1980

Pacific Lutheran WA 35, Linfield OR 20
 (@ Tacoma, WA)
Valley City State ND 16, McMurry TX 7
 (@ Abilene, TX)
William Jewell MO 20, Baker KS 17 (@ Liberty MO)
Wilmington OH 56, Hanover IN 49 (@ Wilmington) 4 OT
Pacific Lutheran 32, Valley City State 0
 (@ Tacoma)
Wilmington 31, William Jewell 17 (@ Liberty)
Pacific Lutheran 38, Wilmington 10 (championship)


1979

Pacific Lutheran WA 34, California Lutheran 14
 (@ Thousand Oaks, CA)
Bethany KS 35, Austin TX 24 (@ Lindsborg, KS)
Northwestern IA 40, Midland Lutheran NE 27
 (@ Vermillion, SD)
Findlay OH 41, Jamestown ND 15 (@ Findlay)
Northwestern 49, Bethany 21 (@ Orange City, IA)
Findlay 9, Pacific Lutheran 0 (@ Findlay)
Findlay 51, Northwestern 6 (championship)

1981

Austin TX 27, Panhandle State OK 16 (@ Goodwell, OK)
Concordia MN 13, Dickinson State ND 9
 (@ Moorhead, MN)
Westminster PA 21, Anderson IN 6 (@ New Wilmington,
 PA)
William Jewell MO 19, Pacific Lutheran WA 14
 (@ Liberty, MO)
Concordia 23, Westminster 17 (@ New Wilmington)
Austin 33, William Jewell 28 (@ Sherman TX)
Austin 24, Concordia 24 (@ Sherman) (championship)

GOLF



31ST ANNUAL - 1982 MEN'S DIVISION

TEAM STANDINGS

1. Elon NC	1179*	7. Stephen F. Austin TX	1217	13. Baker KS	1245
2. Texas Wesleyan	1185	8. Coastal Carolina SC	1219	14. Lee TN	1256
3. Cameron OK	1188	9. Grand Canyon AZ	1224	15. Spring Hill AL	1258
4. Sam Houston TX	1190	10. Davis and Elkins WV	1230	16. Malone OH	1269
5. Shorter GA	1195	11. Saginaw Valley MI	1231	17. Park MO	1275
6. Guilford NC	1201	12. Radford VA	1241		

ELIMINATED AFTER 36 HOLES: South Carolina-Spartanburg (628), Montevallo AL (630), Clarion State PA (631) Redlands CA (632), Central Washington (633), Western Oregon (635), Ouachita Baptist AR (636), Cumberland KY (645), Kearney State NE (652), Black Hills State SD (653), Rockford IL (657), Wisconsin-LaCrosse (659), Tri-State IN (660), Husson ME (669), Briar Cliff IA (677).

*Keith Decker (78-73-72-70=293), Daniel Thore (75-74-75-72=296), Danny Graham (73-74-74-77=298), Chris Keely (73-75-73-79=300) and Barry Pilson (74-74-78-76=302). Team score composed of low four individual scores after each round of play.

INDIVIDUAL LEADERS

(Par: 72 - 288)

1. Danny Mijovic, Texas Wesleyan	72-72-71-71=286	10. Ed Terasa, Sam Houston TX	71-80-74-72=297
2. Chuck Tickle, Radford VA	76-72-75-69=292	11. Tommy Taylor, Sam Houston TX	74-78-70-76=298
3. Keith Decker, Elon NC	78-73-72-70=293	Jim Kidd, Sam Houston TX	73-72-78-75=298
Tim Hopkins, Shorter GA	73-73-72-75=293	Danny Graham, Elon NC	73-74-74-77=298
Cliff Pierce, Cameron OK	70-71-78-74=293	Trey Hansen, Cameron OK	79-74-72-73=298
6. Gregory Chapman, S.F. Austin TX	72-74-77-71=294	Charles Paul, Grand Canyon AZ	76-74-77-71=298
7. Grant Hoffman, Limestone SC	74-71-77-73=295		
Jack Druga, Davis & Elkins WV	72-75-73-75=295		
9. Daniel Thore, Elon NC	75-74-75-72=296		

Note: Top 15 individuals are named the 1982 NAIA All-America Golf Team.

ALL-TIME TEAM CHAMPIONSHIP RESULTS

<u>YEAR</u>	<u>LOCATION</u>	<u>COURSE</u>	<u>CHAMPION</u>	<u>SCORE</u>	<u>RUNNER-UP</u>	<u>SCORE</u>
1952	Abilene, TX	Abilene C.C.	North Texas State	1123	Not Available	---
1953	Abilene, TX	Abilene C.C.	Hardin-Simmons TX	570+	Not Available	---
1954	Abilene, TX	Abilene C.C.	North Texas State	556+	Not Available	---
1955	Abilene, TX	Abilene C.C.	North Texas State	569+	Not Available	---
1956	San Diego, CA		Lamar Tech TX	591+	Not Available	---
1957	Beaumont, TX	Tyrrell Park	Lamar Tech TX	1178	Rollins FL	1196
1958	Beaumont, TX	Tyrrell Park	Lamar Tech TX	1162	Central State OK	1219
1959	Quincy, IL	Quincy C.C.	Western Illinois	1186	Lamar Tech TX	1192
1960	Bemidji, MN	Bemidji C.C.	Lamar Tech TX	1185	Central State OK	1192
1961	Shawnee, OK	Elks C.C.	Lamar Tech TX	1164	Texas Wesleyan	1187
1962	Davenport, IA	Emeis Park	Western Illinois	1210	Texas Wesleyan	1216
1963	Kansas City, MO	Swope Park Memorial	Eastern New Mexico	1191	Washburn KS	1197
1964	Fort Worth, TX	Meadowbrook	Texas Wesleyan	1197	Appalachian State NC	1220
1965	Rockford, IL	Rockford C.C.	East Texas State	1201	Eastern New Mexico	1202
1966	Shawnee, OK	Elks C.C.	Southwestern Louisiana	1178	Western Illinois	1205
1967	Davenport, IA	Emeis Park	Southwestern Louisiana	1177	Detroit College	1192
1968	Bemidji, MN	Bemidji C.C.	Indiana PA	1162	Detroit College	1192
1969	Fort Worth, TX	Meadowbrook	Texas Wesleyan	1192	Appalachian State NC	1206
1970	Liberty, MO	Claycrest	Campbell NC	1209	Southwest Texas	1213
1971	Rockford, IL	Rockford C.C.	St. Bernard AL	1192	Columbus GA	1197
1972	Roswell, NM	NM Military Institute	U.S. International CA	1147	Columbus GA	1150
1973	Grambling, SC	Village Greens C.C.	Wofford SC	875*	Campbell NC	889*
1974	Aberdeen, SD	Prairiewood	U.S. International	1212	St. Bernard AL	1215
1975	Fort Worth, TX	Woodhaven	Texas Wesleyan	1192	Sam Houston TX	1195
1976	Burlington, NC	Alamance C.C.	Gardner-Webb NC	1193	Elon NC	1194
1977	Bay City, MI	Bay Valley	Gardner-Webb NC	1190	Sam Houston TX	1200
1978	Huntsville, TX	Elkins Lake	Sam Houston TX	1206	Elon NC	1222
1979	Greensboro, NC	The Cardinal C.C.	Sam Houston TX	1168	Gardner-Webb NC	1196
1980	Bay City, MI	Bay Valley	Sam Houston TX	1172	Texas Wesleyan	1194
1981	Huntsville, TX	Waterwood National	Sam Houston TX	882*	Texas Wesleyan	896*
1982	Burlington, NC	Alamance C.C.	Elon NC	1179	Texas Wesleyan	1185

*54-hole tournament, final 18 holes cancelled because of rain
+36-hole tournament

ALL-TIME TEAM CHAMPIONSHIPS

Lamar Tech TX	5	U.S. International	2	Hardin-Simmons TX	1
Sam Houston TX	4	Western Illinois	2	Indiana PA	1
North Texas State	3	Campbell NC	1	St. Bernard AL	1
Texas Wesleyan	3	East Texas State	1	Wofford SC	1
Gardner-Webb NC	2	Eastern New Mexico	1	Elon NC	1
Southwestern Louisiana	2				

ALL-TIME INDIVIDUAL CHAMPIONSHIPS

North Texas State	4	Columbus GA	1	St. Bernard AL	1
Texas Wesleyan	4	David Lipscomb TN	1	Southwest Texas	1
Lamar Tech TX	3	Eastern Illinois	1	Texas Lutheran	1
Sam Houston TX	2	Indiana PA	1	Washburn KS	1
Campbell NC	2	Malone OH	1	Western Illinois	1
East Texas State	2	Point Loma CA	1	Western Washington	1
Eastern New Mexico	2	Rollins FL	1	Wisconsin-LaCrosse	1
Angelo State TX	1				

TOURNAMENT RECORDS

TEAM

Lowest Total, 36 holes

556 (12 under par), North Texas State, 1954
(Marion Hiskey, Lee Wise, Ray Ferguson, Stan Mosel)

Lowest Total, 54 holes

875, Wofford SC, 1973
(Paul Hyman, Stan Littlejohn, Pat Crowley, Marion Moore)

Lowest Total, 72 holes

1,123, North Texas State, 1952
(Joe Conrad, Don January, Buster Reed, Monte Sanders
Marion Hiskey)

INDIVIDUAL

Lowest Score, 18 holes

64 (6 under par), Steve Spray, Eastern New Mexico
(First Round, 1963)

Lowest Score, 54 holes

213 (3 under par), Jay Overton, Campbell NC, 1973
213 (3 under par), Mike Zack, St. Bernard AL, 1973

Lowest Score, 72 holes

273 (11 under par), Ray Ferguson, North Texas, 1955


ALL-TIME INDIVIDUAL CHAMPIONS

1952	Marion Hiskey, North Texas State, 279	1969	Ken Hyland, Malone OH, 290
1953	Tommy Hale, North Texas State, 278	1970	Jimmy Chapman, Southwest Texas State, 297
1954	Marion Hiskey, North Texas State, 277	1971	Sammy Rachels, Columbus GA, 290
1955	Ray Ferguson, North Texas State, 273	1972	Jim McAnally, Angelo State TX, 283
1956	Bunky Johnson, Lamar Tech TX, 283		Gaylord Burrows, Eastern Illinois, 283
1957	Jim Curti, Rollins FL, 290	1973	Jay Overton, Campbell NC, 213
1958	Eddie Langer, Lamar Tech TX, 285		Mike Zack, St. Bernard AL, 213
1959	Jim King, Western Illinois, 282	1974	Dan Frickey, Washburn KS, 294
1960	Bill Wright, Western Washington, 285	1975	Dan Gray, Texas Wesleyan, 288
1961	Bill Lively, Lamar Tech TX, 287	1976	Will Brewer, David Lipscomb TN, 289
1962	Steve Spray, Eastern New Mexico, 290	1977	Jim Bromley, Campbell NC, 284
1963	Steve Spray, Eastern New Mexico, 288	1978	Greg Brown, Point Loma CA, 290
1964	Craig Mertz, East Texas State, 294	1979	Robert Thompson, Sam Houston State TX, 286
1965	Craig Mertz, East Texas State, 282	1980	Tom Allbright, Sam Houston State TX, 284
1966	Don Iverson, Wisconsin-LaCrosse, 282		Danny Mijovic, Texas Wesleyan, 284
1967	John Bohmann, Texas Lutheran, 286	1981	Danny Mijovic, Texas Wesleyan, 216
1968	Rick Hrip, Indiana PA, 287	1982	Danny Mijovic, Texas Wesleyan, 286

NAIA GOLF COACHES OF THE YEAR

1972	Martin Seidler, U.S. International CA	1978	Ronnie Choate, Sam Houston State TX
1973	W. Earle Buice, Wofford SC	1979	Ronnie Choate, Sam Houston State TX
1974	Martin Seidler, U.S. International CA	1980	Bob Becker, Saginaw Valley State MI
1975	O.D. Bounds, Texas Wesleyan	1981	Ronnie Choate, Sam Houston State TX
1976	Garland Allen, Gardner-Webb NC	1982	Bill Morningstar, Elon College NC
1977	Garland Allen, Gardner-Webb NC		

MEN'S GYMNASTICS



19TH ANNUAL - 1982 MEN'S DIVISION

TEAM STANDINGS

1. Wisconsin-Oshkosh	211.70	3. Wisconsin-LaCrosse	190.55	5. Metropolitan State CO	154.20
2. Fort Hays State KS	196.00	4. Wisconsin-Stout	188.15	6. Wisconsin-Platteville	149.50

INDIVIDUAL RESULTS

FLOOR EXERCISE

1. Mickey Smith, Wisconsin-Oshkosh, 9.60
2. Dan Nekich, Wisconsin-Oshkosh, 9.05
3. Jerry Broils, Fort Hays State KS, 8.95
4. Houston Smith, Wisconsin-Oshkosh, 8.85
4. Mark Roeder, Wisconsin-Oshkosh, 8.85
4. Tony Perez, Fort Hays State KS, 8.85

POMMEL HORSE

1. Dan Nekich, Wisconsin-Oshkosh, 9.15
2. Mark McCoy, Wisconsin-LaCrosse, 8.70
3. Joe Chadra, Wisconsin-Oshkosh, 8.45
4. Paul Speltz, Wisconsin-Stout, 8.40
5. Mark Johnson, Wisconsin-Stout, 8.20
6. Tony Kiese, Fort Hays State KS, 8.05

STILL RINGS

1. Dan Nekich, Wisconsin-Oshkosh, 8.70
2. Dave Goode, Wisconsin-Oshkosh, 8.65
3. Evan Eklin, Wisconsin-Oshkosh, 8.50
4. Jeff Thielke, Wisconsin-Stout, 8.45
5. Dan Boehm, Wisconsin-Oshkosh, 8.20
5. Tim Pedersen, Wisconsin-LaCrosse, 8.20

VAULTING

1. Mark Rezak, Wisconsin-Stout, 9.50
1. Mickey Smith, Wisconsin-Oshkosh, 9.50
3. Evan Eklin, Wisconsin-Oshkosh, 9.35
4. Jerry Broils, Fort Hays State KS, 9.30

VAULTING (cont'd.)

4. Scott Lindblad, Wisconsin-Oshkosh, 9.30
4. Tony Perez, Fort Hays State KS, 9.30

PARALLEL BARS

1. Dave Piper, Wisconsin-Oshkosh, 8.75
2. Dan Nekich, Wisconsin-Oshkosh, 8.60
3. Eric Hamkins, Wisconsin-Platteville, 8.50
4. Tony Perez, Fort Hays State KS, 8.45
5. Scott Lindblad, Wisconsin-Oshkosh, 8.15
6. Houston Smith, Wisconsin-Oshkosh, 8.10

HORIZONTAL BAR

1. Dan Nekich, Wisconsin-Oshkosh, 9.30
2. Barry Bian, Wisconsin-Stout, 8.85
3. Pat Wesselman, Wisconsin-Oshkosh, 8.80
4. Jerry Broils, Fort Hays State KS, 8.75
5. Sten Steinkamp, Wisconsin-LaCrosse, 8.70
6. Evan Eklin, Wisconsin-Oshkosh, 8.60

ALL-AROUND

1. Dan Nekich, Wisconsin-Oshkosh, 53.60
2. Jason Smith, Fort Hays State KS, 48.40
3. Scott Lindblad, Wisconsin-Oshkosh, 48.25
4. Tony Perez, Fort Hays State KS, 48.00
5. Houston Smith, Wisconsin-Oshkosh, 47.95
6. Mark Rezak, Wisconsin-Stout, 47.70

Note: Top 2 in each event (3 in the All-Around) named to NAIA All-America team

TEAM CHAMPIONSHIP RESULTS

<u>YEAR</u>	<u>SITE</u>	<u>CHAMPION</u>	<u>POINTS</u>	<u>RUNNERS-UP</u>	<u>POINTS</u>
1964	Hays, KS	Western Illinois	156.50	Georgia Southern	156.00
1965	Hays, KS	Western Illinois	143.00	Eastern Washington	75.50
1966	Macomb, IL	Northwestern Louisiana	127.50	Western Illinois	75.00
1967	Macomb, IL	Northwestern Louisiana	181.50	Northeast Louisiana	83.50
1968	Hays, KS	Northwestern Louisiana	102.50	Northeast Louisiana	94.00
1969	Macomb, IL	Northwestern Louisiana	147.45	Georgia Southern	138.90
1970	Menomone, WI	Northwestern Louisiana	153.10	Eastern Michigan	145.40
1971	Natchitoches, LA	Northwestern Louisiana	154.10	Western Illinois	148.60
1972	Charleston, IL	Eastern Illinois	149.75	Northwestern Louisiana	142.45
1973	LaCrosse, WI	Wisconsin-Oshkosh	148.95	Wisconsin-LaCrosse	145.20
1974	Hays, KS	Wisconsin-Oshkosh	148.10	Wisconsin-LaCrosse	144.40
1975	Oshkosh, WI	Wisconsin-LaCrosse	201.60	Wisconsin-Oshkosh	201.20
1976	LaCrosse, WI	Wisconsin-LaCrosse	195.75	Wisconsin-Oshkosh	192.90
1977	Billings, MT	Wisconsin-LaCrosse	194.50	Wisconsin-Oshkosh	191.00
1978	Hays, KS	Wisconsin-Oshkosh	202.80	Wisconsin-Stout	191.95
1979	Menomone, WI	Wisconsin-Oshkosh	202.30	St. Cloud State MN	199.05
1980	Billings, MT	Wisconsin-Oshkosh	256.35	Eastern Montana	228.50
1981	Hays, KS	Wisconsin-Oshkosh	206.90	Eastern Montana	197.90
1982	Menomone, WI	Wisconsin-Oshkosh	211.70	Fort Hays State KS	196.00

COACHES OF THE YEAR

- | | |
|------|---------------------------------|
| 1972 | John Schaefer, Eastern Illinois |
| 1973 | Ken Allen, Wisconsin-Oshkosh |
| 1974 | Jim Howard, Wisconsin-LaCrosse |
| 1975 | Jim Howard, Wisconsin-LaCrosse |
| 1976 | John Zuerlein, Wisconsin-Stout |
| 1977 | Jay Shaw, Eastern Montana |
| 1978 | Ken Allen, Wisconsin-Oshkosh |
| 1979 | Tom Hanvey, David Lipscomb TN |
| 1980 | Ken Allen, Wisconsin-Oshkosh |
| | Jay Shaw, Eastern Montana |
| 1981 | Ken Allen, Wisconsin-Oshkosh |
| 1982 | Ken Allen, Wisconsin-Oshkosh |

GYMNAST OF THE YEAR

- | | |
|------|---|
| 1972 | Bruce McGartlin, Northwestern Louisiana |
| 1973 | Frank Perrone, Central Washington |
| 1974 | Dave Farina, Wisconsin-LaCrosse |
| 1975 | Bill Sands, Wisconsin-Oshkosh |
| 1976 | Mike Kavanagh, Wisconsin-Oshkosh |
| 1977 | Morris Moriwaki, Wisconsin-Platteville |
| 1978 | Rob Mueller, Wisconsin-LaCrosse |
| 1979 | Bob Cutshall, Wisconsin-LaCrosse |
| 1980 | Casey Edwards, Wisconsin-Oshkosh |
| 1981 | Dan Nekich, Wisconsin-Oshkosh |
| 1982 | Barry Bian, Wisconsin-Stout |

ALL-TIME TEAM CHAMPIONSHIPS

Wisconsin-Oshkosh	7	Wisconsin-LaCrosse	3	Eastern Illinois	1
Northwest Louisiana	6	Western Illinois	2		

ALL-TIME INDIVIDUAL CHAMPIONSHIPS

Wisconsin-Oshkosh	43	Bemidji State MN	4	Fort Hays State KS	1
Northwest Louisiana	26	Wisconsin-Stout	4	Fort Lewis CO	1
Wisconsin-LaCrosse	19	Eastern Montana	3	Illinois State	1
Western Illinois	12	Eastern Washington	3	St. Cloud State MN	1
Northeast Louisiana	10	George Williams IL	3	Southwest Louisiana	1
Eastern Illinois	6	Central Washington	2	Wisconsin-Platteville	1
Georgia Southern	5	Eastern Michigan	2		

INDIVIDUAL CHAMPIONSHIPS, 1 YEAR

<u>Seven Titles</u>		<u>Six Titles</u>		<u>Five Titles</u>	
Northwest Louisiana	1967	Western Illinois	1965	Northwest Louisiana	1970
Wisconsin-Oshkosh	1980	Northwest Louisiana	1968	Wisconsin-Oshkosh	1978
				Wisconsin-Oshkosh	1979
				Wisconsin-Oshkosh	1981

REPEAT CHAMPIONS

Three-Time
 Steve Berger, Wisconsin-LaCrosse, (Trampoline 1969; Vaulting 1970-71)
 Keith Fuerst, Eastern Illinois (Still Rings 1970-71-72)
 Ron Hanson, Wisconsin-Oshkosh (Floor Exercise 1974-75-76)
 Mike Kavanagh, Wisconsin-Oshkosh (Parallel Bars 1974-75-76)

MOST INDIVIDUAL TITLES, 1 YEAR

Six Titles
 Casey Edwards, Wisconsin-Oshkosh 1980 (All-Around, Vaulting, Horizontal Bar, Parallel Bars, Floor Exercise, Still Rings)

Five Titles
 Toshio Otoshi, Northeastern Louisiana, 1968 (All-Around, Horizontal Bar, Floor Exercise, Pommel Horse, Parallel Bars) Casey Edwards, Wisconsin-Oshkosh, 1978 (All-Around, Vaulting, Horizontal Bar, Still Rings, Parallel Bars)

Four Titles
 John Ellas, Northwestern Louisiana, 1969 (All-Around, Horizontal Bar, Still Rings, Parallel Bars);
 Richard Lloyd, Northwestern Louisiana, 1967 (All-Around, Floor Exercise, Parallel Bars, Pommel Horse)
 Dan Nekich, Wisconsin-Oshkosh, 1982 (All-Around, Pommel Horse, Still Rings, Horizontal Bar)

MOST INDIVIDUAL TITLES, CAREER

Fourteen Titles
 Casey Edwards, Wisconsin-Oshkosh (All-Around 1977-78-80; Vaulting 1976-78-80; Horizontal Bar 1978-80; Floor Exercise 1977-80; Still Rings 1978-80; Parallel Bars 1978-80).

Six Titles
 Richard Lloyd, Northwestern Louisiana (All-Around 1967; Vaulting 1966; Parallel Bars 1967; Floor Exercise 1966-67; Pommel Horse 1967);
 Toshio Otoshi, Northeastern Louisiana (All-Around 1968; Vaulting 1968; Horizontal Bar 1968; Floor Exercise 1968; Parallel Bars 1968; Pommel Horse 1968)
 Dan Nekich, Wisconsin-Oshkosh (All Around 1981-82; Pommel Horse 1982; Still Rings 1982; Parallel Bars 1981; Horizontal Bar 1982)

ALL-TIME INDIVIDUAL CHAMPIONS

ALL-AROUND

1964	Roger Hellings, Eastern Illinois
1965	Jerry Polacek, Western Illinois
1966	Dennis Sullivan, Northeastern Louisiana
1967	Richard Lloyd, Northwestern Louisiana
1968	Toshio Otoshi, Northeastern Louisiana
1969	John Ellas, Northwestern Louisiana
1970	John Ellas, Northwestern Louisiana
1971	Paul Tickenoff, Northwestern Louisiana
1972	Bruce McCartlin, Northwestern Louisiana
1973	Frank Perrone, Central Washington
1974	Brad Ruhland, Wisconsin-LaCrosse
1975	Brad Ruhland, Wisconsin-LaCrosse
1976	Dave Schulz, Wisconsin-LaCrosse
1977	Casey Edwards, Wisconsin-Oshkosh
1978	Casey Edwards, Wisconsin-Oshkosh
1979	John Gwaltney, Eastern Washington
1980	Casey Edwards, Wisconsin-Oshkosh
1981	Dan Nekich, Wisconsin-Oshkosh
1982	Dan Nekich, Wisconsin-Oshkosh

VAULTING

1964	John Peacock, Georgia Southern
1965	John Mason, Eastern Michigan
1966	Richard Lloyd, Northwestern Louisiana
1967	Randy Carruthers, Eastern Washington
1968	Toshio Otoshi, Northeastern Louisiana
1969	Danny Warbuton, Georgia Southern
1970	Steve Berger, Wisconsin-LaCrosse
1971	Steve Berger, Wisconsin-LaCrosse
1972	Tom Beusch, Eastern Illinois
1973	Frank Perrone, Central Washington
	Chris Grainger, Wisconsin-Oshkosh
1974	Morris Mariwaki, Wisconsin-Platteville
1975	Bob Kolinek, Wisconsin-LaCrosse
1976	Casey Edwards, Wisconsin-Oshkosh
1977	Kelly Crisp, Eastern Montana
1978	Casey Edwards, Wisconsin-Oshkosh
1979	John Gogas, Eastern Montana
	Karl Woger, Wisconsin-Oshkosh
1980	Casey Edwards, Wisconsin-Oshkosh
1981	Mickey Smith, Wisconsin-Oshkosh
1982	Mark Rezak, Wisconsin-Stout

HORIZONTAL BAR

1964	Buddy Harris, Georgia Southern
1965	Ray Ingersoll, Western Illinois
1966	John Tobler, Bemidji State MN
1967	Bob Carreiro, Northwestern Louisiana
1968	Toshio Otoshi, Northeastern Louisiana
1969	John Ellas, Northwestern Louisiana

PARALLEL BARS

1964	Buddy Harris, Georgia Southern
1965	Gerry Peterson, Western Illinois
1966	Dennis Sullivan, Northeastern Louisiana
	Gerry Peterson, Western Illinois

ALL-TIME INDIVIDUAL CHAMPIONS

HORIZONTAL BAR (cont'd.)

1970 Paul Tickenoff, Northwestern Louisiana
 1971 Bruce McGartlin, Northwestern Louisiana
 1972 Kevin Washington, George Williams IL
 1973 Stuart Stuller, Wisconsin-LaCrosse
 1974 Stuart Stuller, Wisconsin-LaCrosse
 1975 Jack McNeill, Wisconsin-Oshkosh
 1976 Bob Kolinek, Wisconsin-LaCrosse
 1977 Mike Livieri, Wisconsin-Stout
 1978 Casey Edwards, Wisconsin-Oshkosh
 1979 John Fjellanger, St. Cloud MN
 1980 Casey Edwards, Wisconsin-Oshkosh
 1981 Alan Hobson, Wisconsin-Oshkosh
 1982 Dan Nekich, Wisconsin-Oshkosh

FLOOR EXERCISE

1964 John Peacock, Georgia Southern
 1965 Paul Ziert, Illinois State
 1966 Richard Lloyd, Northwestern Louisiana
 1967 Richard Lloyd, Northwestern Louisiana
 1968 Toshio Otoshi, Northeastern Louisiana
 1969 Rich Close, Fort Lewis CO
 1970 Bruce McGartlin, Northwestern Louisiana
 1971 Ruben Villialobos, Northeastern Louisiana
 Paul Tickenoff, Northwestern Louisiana
 1972 Al Sanders, George Williams IL
 1973 Al Sanders, George Williams IL
 1974 Ron Hanson, Wisconsin-Oshkosh
 1975 Ron Hanson, Wisconsin-Oshkosh
 1976 Ron Hanson, Wisconsin-Oshkosh
 1977 Casey Edwards, Wisconsin-Oshkosh
 1978 Rob Mueller, Wisconsin-LaCrosse
 1979 Karl Woger, Wisconsin-Oshkosh
 1980 Casey Edwards, Wisconsin-Oshkosh
 1981 Curt DeCapite, Fort Hays State KS
 1982 Mickey Smith, Wisconsin-Oshkosh

STILL RINGS

1964 Howard Sokol, Western Illinois
 1965 Gene Swanson, Western Illinois
 1966 Dennis Sullivan, Northeastern Louisiana
 1967 Richard Salas, Northwestern Louisiana
 1968 Bob Carreiro, Northwestern Louisiana
 1969 John Ellas, Northwestern Louisiana
 1970 Keith Fuerst, Eastern Illinois
 1971 Keith Fuerst, Eastern Illinois
 1972 Keith Fuerst, Eastern Illinois
 1973 Dave Farina, Wisconsin-LaCrosse
 1974 Dave Farina, Wisconsin-LaCrosse
 1975 Mike Bellros, Wisconsin-Oshkosh
 1976 Gordon Moll, Wisconsin-LaCrosse
 1977 John Block, Wisconsin-Oshkosh
 1978 Casey Edwards, Wisconsin-Oshkosh
 1979 John Block, Wisconsin-Oshkosh
 1980 Casey Edwards, Wisconsin-Oshkosh

PARALLEL BARS (cont'd.)

1967 Richard Lloyd, Northwestern Louisiana
 1968 Toshio Otoshi, Northeastern Louisiana
 1969 John Ellas, Northwestern Louisiana
 1970 Charles Smith, Wisconsin-LaCrosse
 1971 Bruce McGartlin, Northwestern Louisiana
 Paul Tickenoff, Northwestern Louisiana
 1972 Joe Danielson, Wisconsin-Oshkosh
 1973 Joe Danielson, Wisconsin-Oshkosh
 1974 Mike Kavanagh, Wisconsin-Oshkosh
 1975 Mike Kavanagh, Wisconsin-Oshkosh
 1976 Mike Kavanagh, Wisconsin-Oshkosh
 1977 Louis Smith, Wisconsin-LaCrosse
 1978 Casey Edwards, Wisconsin-Oshkosh
 1979 Dave Russell, Wisconsin-Oshkosh
 1980 Casey Edwards, Wisconsin-Oshkosh
 1981 Dan Nekich, Wisconsin-Oshkosh
 1982 Dave Piper, Wisconsin-Oshkosh

POMMEL HORSE

1964 Roger Hellings, Eastern Illinois
 1965 Mike Rogers, Western Illinois
 1966 Craig Kinsey, Bemidji State MN
 1967 Richard Lloyd, Northwestern Louisiana
 1968 Toshio Otoshi, Northeastern Louisiana
 1969 Eric Johnson, Wisconsin-LaCrosse
 1970 Chuck Harvey, Eastern Michigan
 1971 Ramon Repp, Western Illinois
 Brad Craig, Western Illinois
 1972 Rich Russell, Northwestern Louisiana
 1973 Bill Jakus, Wisconsin-Oshkosh
 1974 Todd Downing, Wisconsin-Stout
 1975 Steve Ihus, Wisconsin-LaCrosse
 1976 Randy Wray, Wisconsin-LaCrosse
 1977 Scott Young, Wisconsin-Stout
 1978 Steve Shumski, Eastern Washington
 1979 Tom Kasprovich, Wisconsin-Oshkosh
 1980 Paul Gretzinger, Wisconsin-Oshkosh
 1981 Jeff Griffeth, Eastern Montana
 1982 Dan Nekich, Wisconsin-Oshkosh

TRAMPOLINE*


1964 John Tobler, Bemidji State MN
 1965 Ray LaFrancis, Western Illinois
 1966 John Tobler, Bemidji State MN
 1967 Jim Yougue, Southwestern Louisiana
 1968 Richard Wadsack, Northwestern Louisiana
 1969 Steve Berger, Wisconsin-LaCrosse

TUMBLING*

1964 Mac Weeks, Western Illinois
 1965 Bill Downing, Western Illinois
 1966 David Bedard, Northwestern Louisiana
 1967 David Bedard, Northwestern Louisiana

* discontinued events

WOMEN'S GYMNASTICS



2ND ANNUAL - 1982 WOMEN'S DIVISION

TEAM SCORE

1. Georgia College	129.05	4. Adams State CO	120.95	7. Fort Hays State KS	113.20
2. Southern Colorado	127.40	5. Southern Utah State	116.95	8. Western State CO	56.35
3. Minot State ND	126.95	6. Valley City State ND	115.10		

INDIVIDUAL RESULTS

ALL-AROUND

1. Stacey Aberle, Minot State ND, 33.30
2. Janelle Tucker, Georgia College, 33.00
3. Greta Sjursen, Minot State ND, 32.85
4. Kim Villers, Southern Colorado, 32.75
5. Lorrie Heptig, Southern Colorado, 31.70
6. Margarita Portilla, Georgia College, 31.65

VAULTING

1. Stacey Aberle, Minot State ND, 17.80
2. Greta Sjursen, Minot State ND, 16.90
3. Julie Olson, Minot State ND, 16.75
4. Laurice Royer, Valley City ND, 16.65
5. Kevonne Stouder, Georgia College, 16.60
6. Margarita Portilla, Georgia College, 16.50

UNEVEN BARS

1. Greta Sjursen, Minot State ND, 16.85
2. Vicki Thom, Fort Hays State KS, 16.80
3. Stacey Aberle, Minot State ND, 16.65
4. Laurie Paul, Minot State ND, 16.30
5. Diane Herrman, Southern Colorado, 16.10
5. Janelle Tucker, Georgia College, 16.10

ONEVEN BARS

5. Kevonne Stouder, Georgia College, 16.10
6. Marcia Maioli, Georgia College, 16.00

BALANCE BEAM

1. Janelle Tucker, Georgia College, 16.70
2. Greta Sjursen, Minot State ND, 16.40
3. Kim Villers, Southern Colorado, 16.15
4. Margarita Portilla, Georgia College, 16.05
5. Sarah Oglesby, Georgia College, 15.70
6. Karen Martin, Georgia College, 15.60

FLOOR EXERCISE

1. Janelle Tucker, Georgia College, 17.70
1. Kim Villers, Southern Colorado, 17.70
2. Vicki Thom, Fort Hays State KS, 17.35
3. Margarita Portilla, Georgia College, 17.20
4. Kevonne Stouder, Georgia College, 17.05
5. Dianne Herrman, Southern Colorado, 16.90
6. Sarah Oglesby, Georgia College, 16.85

Note: Top 2 in each event and top 3 in floor exercise named to NAIA All-America team

TEAM CHAMPIONSHIP RESULTS

<u>YEAR</u>	<u>SITE</u>	<u>CHAMPION</u>	<u>POINTS</u>	<u>RUNNER-UP</u>	<u>POINTS</u>
1981	Milledgeville, GA	Georgia College	130.20	Gustavus Adolphus MN	128.30
1982	Milledgeville, GA	Georgia College	129.05	Southern Colorado	127.40

COACHES OF THE YEAR

- 1981 Geza Martiny, Georgia College
- 1982 Geza Martiny, Georgia College

OUTSTANDING GYMNAST OF THE YEAR (NISSEN AWARD)

- 1981 Kim Buron, Adams State CO
- 1982 Janelle Tucker, Georgia College

ALL-TIME INDIVIDUAL CHAMPIONS

ALL-AROUND

- 1981 Kim Buron, Adams State CO
- 1982 Stacey Aberle, Minot State ND

BALANCE BEAM

- 1981 Lisa Haugen, Gustavus Adolphus MN
- 1982 Janelle Tucker, Georgia College

VAULTING

- 1981 Kim Buron, Adams State CO
- 1982 Stacey Aberle, Minot State ND

FLOOR EXERCISE

- 1981 Nan Johnson, Gustavus Adolphus MN
- 1982 Janelle Tucker, Georgia College
- Kim Villers, Southern Colorado

UNEVEN BARS

- 1981 Kim Buron, Adams State CO
- 1982 Greta Sjursen, Minot State ND

ICE HOCKEY

15th ANNUAL - 1982 MEN'S DIVISION

FIRST ROUND

Wisconsin-River Falls 5, Bethel MN 4, ot
 Bemidji State MN 6, Hamline MN 2
 Michigan-Dearborn 11, Wisconsin-Superior 7
 Augsburg MN 7, Wisconsin-Eau Claire 6

SEMIFINALS

Bemidji State MN 7, Wisconsin-River Falls 0
 Augsburg MN 5, Michigan-Dearborn 1

CONSOLATION

Bethel MN 5, Hamline MN 4
 Wisconsin-Superior 6, Wisconsin-Eau Claire 2

CONSOLATION FINAL (5th)

Bethel MN 5, Wisconsin-Superior 2

THIRD PLACE

Michigan-Dearborn 4, Wisconsin-River Falls 2

CHAMPIONSHIP

AUGSBURG MN	1	2	3	=	6
BEMIDJI STATE MN	0	2	1	=	3

First Period

SCORING: Augsburg--Hultgren(Schwartz,Brown), 10:54

PENALTIES: Augsburg--Miklya(illegal check from behind),8:25;Brown (high sticking),12:47.
 Bemidji State--Froehlich(charging),1:52;Hartman(slashing),3:49;Froehlich(misconduct),
 9:35;Jellison(holding),15:30.

Second Period

SCORING: Augsburg--Berry(Hirsch,Gordon),12:14;Hultgren(unassisted),14:17;Bemidji State--Otto(unassisted);
 19:04;Dade(unassisted),19:59.

PENALTIES: Augsburg--Evans(tripping),3:44;Hirsch (elbowing),7:08; Evans(roughing),19:30;Brown(hooking),
 19:53;Bemidji State--Jellison(illegal check from behind),9:53;Bradley(illegal check from
 behind),11:47.

Third Period

SCORING: Augsburg--Riley(Evans),6:05; Evans(unassisted),16:50,Berry (unassisted), 19:24.
 Bemidji State--Anderson(Rood,Bradley),18:15.

PENALTIES: Augsburg--Kerkvliet(tripping),10:56;Hirsch(delay of game),14:36. Bemidji State--
 Lescarbeau(interference),14:14;Kostiuk (elbowing),17:00;Kostiuk (cross checking),19:57.

SAVES: Augsburg 14-9-17=40 Bemidji State 11-9-6=26

SHOTS ON GOAL: Augsburg 12-11-9=32 Bemidji State 14-11-18=43

CHAMPIONSHIP RESULTS

<u>YEAR</u>	<u>SITE</u>	<u>CHAMPION</u>	<u>SCORE</u>	<u>RUNNER-UP</u>
1968	St.Paul,MN	Bemidji State MN	5-4 (ot)	Lake Superior MI
1969	Sault Ste.,Marie,MI	Bemidji State MN	6-2	Lake Superior MI
1970	Sault Ste. Marie,MI	Bemidji State MN	7-4	Lake Superior MI
1971	Bemidji,MN	Bemidji State MN	6-2	Lakehead Can
1972	Superior,WI	Lake Superior MI	9-3	Gustavus Adolphus MN
1973	Thunder Bay,Ontario CAN	Bemidji State MN	3-2 (ot)	Lakehead CAN
1974	Bemidji,MN	Lake Superior MI	4-1	Bemidji State MN
1975	Superior,WI	St.Scholastica MN	7-1	Gustavus Adolphus MN
1976	Superior,MI	Wisconsin-Superior	8-5	St.Scholastica MN
1977	Superior,WI	St.Scholastica MN	3-2	Gustavus Adolphus MN
1978	St.Paul,MN	Augsburg MN	4-3	Bemidji State MN
1979	St.Paul,MN	Bemidji State MN	5-1	Concordia MN
1980	St.Paul,MN	Bemidji State MN	4-3	Michigan-Dearborn
1981	River Falls,WI	Augsburg MN	8-3	Wisconsin-Superior
1982	Superior,WI	Augsburg MN	6-3	Bemidji State MN

MOST VALUABLE PLAYER

1968 Bryan Grand,Bemidji State MN
 1969 Bryan Grand,Bemidji State MN
 1970 Blane Comstock,Bemidji State MN
 1971 Bruce Falk,Bemidji State MN
 1972 Don Muio,Lake Superior MI
 1973 Dick Trivers,Lakehead CAN
 1974 Denny Bolton,Lake Superior MI
 1975 Duke Boeser,St.Thomas MN
 1976 Scott Van Damme,Wisconsin-Superior
 1977 Bill Courchaine,St.Scholastica MN
 1978 Stan Bloom, Augsburg MN
 1979 Rod Heisler, Bemidji State MN
 1980 Dave Tardich, Michigan-Dearborn
 1981 Terry Brown, Augsburg MN
 1982 Jim Finch, Augsburg MN

COACH OF THE YEAR

1973 Wally Akervik,Wisconsin-Superior
 1974 Bob Peters,Bemidji State MN
 1975 Don Roberts,Gustavus Adolphus MN
 1976 Ed Saugestad,Augsburg MN
 1977 Don Joseph,Wisconsin-River Falls
 1978 Ed Saugestad,Augsburg MN
 1979 Bob Peters,Bemidji State MN
 1980 Whitey Aus,St.Olaf MN
 1981 Don Olson,St.Mary's MN
 1982 Ed Saugestad,Augsburg MN

1982 NAIA ALL-TOURNAMENT TEAM

Goalies

Jim Scanlon, Bemidji State MN
 Jim Finch, Augsburg MN

Defensemen

Neil Holmstrom, Bemidji State MN
 Craig Johnson, Wisconsin-River Falls
 Joe Knudson, Bemidji State MN
 Bob Schwartz, Augsburg MN

Forwards

Scott Dahlstrom, Bemidji State MN
 Dan Garbutt, Michigan-Dearborn
 Kevin Gordon, Augsburg MN
 Brian Hartman, Bemidji State MN
 Mark Hultgren, Augsburg MN
 Merit Waldrop, Wisconsin-Superior

TOURNAMENT RECORDS

INDIVIDUAL

Most Goals, Game

5, John Carr, Lake Superior MI, 1970
 5, Bob McEnaney, St. Thomas MN, 1981

Most Goals, Tournament

7, Bob McEnaney, St. Thomas MN 1981
 (3 games)
 6, Julio Francella, Lake Superior MI, 1973
 (2 games)

Most Assists, Game

7, Bryan Grand, Bemidji State MN, 1969

Most Assists, Tournament

8, Mark Hentges, St. Thomas MN, 1981
 (3 games)
 8, Bryan Grand, Bemidji State MN, 1969
 (2 games)

Most Points, Game

9, Dave Kuntz, Gustavus Adolphus MN, 1976

Most Points, Tournament

11, Dave Kuntz, Gustavus Adolphus MN, 1976
 (3 games)
 11, Mark Hentges, St. Thomas MN, 1981
 (3 games)
 9, John Flesch, Lake Superior MI, 1973
 (2 games)
 9, Bryan Grand, Bemidji State MN, 1969
 (2 games)

Most Penalties, Game

4, Dick Craven, Boston State MA, 1968
 4, Scott Ebersole, Gustavus Adolphus, MN, 1969
 4, Bill Link, Wisconsin-River Falls, 1981
 4, Shawn Williams, Wisconsin-Superior, 1982

Most Saves, Game

69, Doug Royle, St. Francis ME, 1978

Most Saves, Tournament

123, Dave Tardich, Michigan-Dearborn, 1980
 (3 games)
 79, Bill Berglund, Boston State MA, 1968
 (2 games)

TEAM

Most Goals, Game

22, Lake Superior MI, 1970
 22, Gustavus Adolphus MN, 1976

Most Goals, Period

11, Gustavus Adolphus MN, 1976

Most Goals, Tournament

32, Gustavus Adolphus MN, 1976

Most Goals, Both Teams, Game

25, Lake Superior MI (22) and Alaska Methodist
 (3), 1970

Fewest Goals, Both Teams, Game

5, Bemidji State MN (3) vs Lakehead CAN (2), 1973
 5, Lake Superior MI (4) vs Bemidji State MN (1), 1974
 5, St. Scholastica MN (3) vs Gustavus Adolphus, MN (2),
 1977
 5, Wisconsin-River Falls (3) vs St. Scholastica, MN (2),
 1978

Most Goals, Tournament (all teams)

120, 1981

Most Hat Tricks, Game

5, Gustavus Adolphus MN, 1976

Most Points, Game

58, Gustavus Adolphus MN, 1976 (22 goals, 36 assists)

Most Points, Tournament

81, Gustavus Adolphus MN, 1976 (3 games)
 66, Lake Superior MI, 1970 (2 games)

Most Penalties, Game

18, Gustavus Adolphus MN 1973
 18, Lake Superior MI, 1973

Most Penalties, Both Teams

24, Lake Superior MI (12) vs Lakehead CAN (12), 1973

WON-LOST RECORDS IN NATIONAL TOURNAMENT

<u>TEAM (YEARS PARTICIPATED)</u>	<u>YEARS</u>	<u>WON</u>	<u>LOST</u>	<u>PCT</u>	<u>1ST</u>	<u>2ND</u>	<u>3RD</u>	<u>4TH</u>
Alaska Methodist (1970)	1	0	2	.000	0	0	0	1
Augsburg MN (1971-73-75-76-77-78-80-81-82)	9	12	10	.545	3	0	1	2
Bemidji State MN (1968-69-70-71-73-74-76-77-78 - 79-80-81-82)	13	27	8	.771	7	3	2	1

TEAM (YEARS PARTICIPATED)	YEARS	WON	LOST	PCT	1ST	2ND	3RD	4TH
Bethel MN (1982)	1	2	1	.667	0	0	0	0
Boston State MA(1968-1973)	2	1	3	.250	0	0	0	1
Concordia MN(1974-79-80)	3	2	3	.400	0	1	0	0
Ferris State MI (1977-78)	2	0	2	.000	0	0	0	0
Gustavus Adolphus MN(1968-69-70-71-72-73-74-75-76-78-79)	11	13	14	.481	0	3	5	2
Hamline MN (1982)	1	0	2	.000	0	0	0	0
Lake Superior MI (1968-69-70-72-73-74)	6	9	4	.692	2	3	1	0
Lakehead CAN (1971-73-75)	3	3	3	.500	0	2	0	0
Maine Portland-Gorham (1976)	1	0	1	.000	0	0	0	0
Michigan-Dearborn (1980-81-82)	3	5	4	.556	0	1	1	1
St.Francis ME (1977-78-79)	3	0	3	.000	0	0	0	0
St.Mary's MN (1981)	1	0	2	.000	0	0	0	0
St.Olaf MN (1980-81)	2	1	3	.250	0	0	0	0
St.Scholastica MN(1975-76-77-78-79)	5	10	3	.769	2	1	1	0
St.Thomas MN (1972-74-75-78-80-81)	6	6	8	.429	0	0	2	2
Salem State MN (1969)	1	0	2	.000	0	0	0	1
Wisconsin-Eau Claire (1982)	1	0	2	.000	0	0	0	0
Wisconsin-River Falls (1975-76-77-78-79-80-81-82)	8	4	13	.235	0	0	0	4
Wisconsin-Stout (1975-76)	2	0	2	.000	0	0	0	0
Wisconsin-Superior (1972-74-75-76-77-79-80-81-82)	9	9	9	.500	1	1	2	0

ALL-TIME RESULTS

1968

Bemidji State MN 11, Boston State MA 0
 Lake Superior MI 7, Gustavus Adolphus MN 1
 Gustavus Adolphus 7, Boston State 6 (3rd)
 Bemidji State 5, Lake Superior 4, ot(championship)

1969

Bemidji State MN 14, Salem State MA 2
 Lake Superior MI 6, Gustavus Adolphus MN 2
 Gustavus Adolphus 6, Salem State 2(3rd)
 Bemidji State 6, Lake Superior 2(championship)

1970

Lake Superior MI 22, Alaska Methodist 3
 Bemidji State MN 5, Gustavus Adolphus MN 2
 Gustavus Adolphus 11, Alaska Methodist 3(3rd)
 Bemidji State 7, Lake Superior 4(championship)

1971

Bemidji State MN 12, Augsburg MN 1
 Lakehead CAN 6, Gustavus Adolphus MN 5
 Augsburg 8, Gustavus Adolphus 6 (3rd)
 Bemidji State 6, Lakehead 2(championship)

1972

Gustavus Adolphus MN 5, St. Thomas MN 3
 Lake Superior MI 12, Wisconsin-Superior 2
 Wisconsin-Superior 8, St. Thomas 3 (3rd)
 Lake Superior 9, Gustavus Adolphus 3(championship)

1973

Bemidji State MN 8, Boston State MA 1
 Lakehead CAN 8, Augsburg MN 7
 Bemidji State 6, Gustavus Adolphus MN 3
 Lakehead 8, Lake Superior MI 4
 Boston State 4, Augsburg 3
 Lake Superior 11, Gustavus Adolphus 3(3rd)
 Bemidji State 3, Lakehead 2, ot(championship)

1974

Gustavus Adolphus MN 10, Wisconsin-Superior 2
 Lake Superior MI 7, Concordia MN 1
 Lake Superior 9, St. Thomas MN 2
 Bemidji State MN 4, Gustavus Adolphus 2
 Gustavus Adolphus 6, St. Thomas 5(3rd)
 Lake Superior 4, Bemidji State 1(championship)

1975

St. Thomas MN 8, Lakehead CAN 4
 Gustavus Adolphus MN 8, Wisconsin-River Falls 0
 St. Scholastica MN 9, Wisconsin-Stout 0
 Augsburg MN 9, Wisconsin-Superior 5
 Gustavus Adolphus 8, St. Thomas 3
 St. Scholastica 5, Augsburg MN 4
 St. Thomas MN 8, Augsburg MN 4(3rd)
 St. Scholastica MN 7, Gustavus Adolphus MN 1(championship)

1976

Gustavus Adolphus MN 22, Maine Portland-Gorham 1
 St. Scholastica MN 5, Augsburg MN 3
 Bemidji State MN 4, Wisconsin-Stout 2
 Wisconsin-Superior 10, Wisconsin-River Falls 3
 St. Scholastica MN 6, Gustavus Adolphus MN 5, ot
 Wisconsin-Superior 4, Bemidji State 3
 Gustavus Adolphus 5, Bemidji State 4(3rd)
 Wisconsin-Superior 8, St. Scholastica 5(championship)

1977

Gustavus Adolphus MN 10, Ferris State MI 3
 St. Scholastica MN 6, Wisconsin-River Falls 4
 Bemidji State MN 11, St. Francis ME 0
 Augsburg MN 4, Wisconsin-Superior 3, ot
 St. Scholastica 4, Bemidji State 2
 Gustavus Adolphus 5, Augsburg 3
 Bemidji State 5, Augsburg 2(3rd)
 St. Scholastica 3, Gustavus Adolphus 2(championships)

1978

Bemidji State MN 16, St. Francis ME 2
Augsburg MN 6, Ferris State MI 4
Wisconsin-River Falls 3, St. Scholastica MN 2
St. Thomas MN 6, Gustavus Adolphus MN 5, ot
Augsburg 10, Wisconsin-River Falls 2
Bemidji State 7, St. Thomas 1
St. Thomas 7, Wisconsin-River Falls 6(3rd)
Augsburg 4, Bemidji State 3(championship)

1979

Bemidji State MN 17, St. Francis ME 1
St. Scholastica MN 6, Wisconsin-Superior 4
Wisconsin-River Falls 4, Gustavus Adolphus MN 3, ot
Concordia MN 5, Augsburg MN 3
Concordia 6, St. Scholastica 3
Bemidji State 7, Wisconsin-River Falls 5
St. Scholastica 4, Wisconsin-River Falls 2(3rd)
Bemidji State 5, Concordia 1(championship)

1980

Bemidji State MN 5, St. Olaf MN 2
Wisconsin-Superior 13, St. Thomas MN 8
Wisconsin-River Falls 5, Concordia MN 4
Michigan-Dearborn 6, Augsburg MN 5
Bemidji State 8, Wisconsin-Superior 3
Michigan-Dearborn 5, Wisconsin-River Falls 4
Wisconsin-Superior 11, Wisconsin-River Falls 4 (3rd)
Bemidji State 4, Michigan-Dearborn 3(championship)

1981

Wisconsin-Superior 7, St. Thomas MN 6
Bemidji State MN 5, St. Mary's MN 1
Augsburg MN 9, Wisconsin-River Falls 2
Michigan-Dearborn 6, St. Olaf MN 4
St. Thomas 6, St. Mary's 4
St. Olaf 6, Wisconsin-River Falls 4
Wisconsin-Superior 6, Bemidji State 4
Augsburg 7, Michigan-Dearborn 4
St. Thomas 12, St. Olaf 3
Bemidji State 11, Michigan-Dearborn 2(3rd)
Augsburg 8, Wisconsin-Superior 3(championship)

1982

Wisconsin-River Falls 5, Bethel MN 4, ot
Bemidji State MN 6, Hamline MN 2
Michigan-Dearborn 11, Wisconsin-Superior 7
Augsburg MN 7, Wisconsin-Eau Claire 6
Bethel 5, Hamline 4
Wisconsin-Superior 6, Wisconsin-Eau Claire 2
Bemidji State 7, Wisconsin-River Falls 0
Augsburg 5, Michigan-Dearborn 1
Bethel 5, Wisconsin-Superior 2
Michigan-Dearborn 4, Wisconsin-River Falls 2(3rd)
Augsburg 6, Bemidji State 3(championship)

**MEN'S INDOOR
TRACK & FIELD**

17TH ANNUAL - 1982 MEN'S DIVISION

TEAM SCORING

1 Saginaw Valley MI	68	15 Central State OK	10	30 Aquinas MI	2
2 Abilene Christian TX	63	Concordia	10	Hamline MN	2
Texas Southern	63	Dordt IA	10	Metropolitan State CO	2
4 Prairie View A & M TX	37	Southwestern KS	10	Mid-America Nazarene KS	2
5 Azusa Pacific CA	32	19 Malone OH	9	Park MO	2
Mississippi Valley	32	Northwestern IA	9	35 Harding AR	1-3/4
7 Wayland Baptist TX	27	21 Liberty Baptist VA	8	Midland Lutheran NE	1-3/4
Wisconsin-LaCrosse	27	Oklahoma Christian	8	Ottawa KS	1-3/4
9 Northwood Institute MI	24	Wisconsin-Oshkosh	8	Western State CO	1-3/4
10 Hampton Institute VA	18	24 Moorhead State MN	7	39 Dickinson State ND	1
Pittsburg State KS	18	25 Carson-Newman TN	6	Kearney State NE	1
12 Wisconsin-Parkside	16	26 Bethany KS	5	School of Ozarks MO	1
13 Doane NE	15	27 David Lipscomb TN	4	Southern Arkansas	1
14 Adams State CO	14½	Spring Arbor MI	4	Wisconsin-Stout	1
	10	29 Ouachita Baptist AR	3	44 Fort Hays KS	1/2

RESULTS

60-YARD DASH

- 1 Freddie Johnson, Hampton Institute VA, 6.18
- 2 Albert Lawrence, Abilene Christian TX, 6.20
- 3 Larry White, Mississippi Valley, 6.22
- 4 Innocent Egbanike, Azusa Pacific CA, 6.25
- 5 Steve Parker, Abilene Christian TX, 6.27
- 6 Michael Hill, southern Arkansas, 6.29

60-YARD HIGH HURDLES

- 1 Steve Parker, Abilene Christian TX, 7.19
- 2 Robert Thomas, Prairie View TX, 7.36
- 3 Robert Johnson, Wayland Baptist TX, 7.38
- 4 Ed Brown, Saginaw Valley MI, 7.43
- 5 Derrick King, Prairie View TX, 7.54
- 6 Johnny Shaw, Texas Southern, 7.65

440-YARD DASH

- 1 Kevin Jones, Northwood Institute MI, 48.27
- 2 Ed Brown, Saginaw Valley MI, 48.67
- 3 Evans Lalas, Saginaw Valley MI, 49.23
- 4 Tyrone Cross, Texas Southern, 49.33
- 5 Robert Brown, Hampton Institute VA, 49.90
- 6 Eric Pierce, Prairie View TX, 50.57

600-YARD RUN

- 1 Eugene Sanders, Mississippi Valley, 1:11.66
- 2 Eric Pierce, Prairie View TX, 1:12.37
- 3 Randolph Dixon, Mississippi Valley, 1:12.73
- 4 John Wallace, Texas Southern, 1:12.76
- 5 Elton Brown, Texas Southern, 1:13.57
- 6 Darren Harsin, Doane NE, 1:13.84

880-YARD RUN

- 1 Joel Ngetich, Wayland Baptist TX, 1:52.03
- 2 Brian Starks, Texas Southern, 1:53.37
- 3 Mel Trahan, Prairie View TX, 1:54.46
- 4 Dan Riley, Doane NE, 1:55.18
- 5 Ken Plude, Saginaw Valley MI, 1:56.25
- 6 Jeff Wachter, Wisconsin-Stout, 1:56.42

1,000-YARD RUN

- 1 Joel Ngetich, Wayland Baptist TX, 2:11.02
- 2 Dan Prose, Saginaw Valley MI, 2:13.54
- 3 Steve Merline, Wisconsin-Oshkosh, 2:14.00
- 4 Ed LaBair, Saginaw Valley MI, 2:14.44
- 5 Paul Wiczarke, Mid-America Nazarene KS, 2:14.58
- 6 Raymond Brown, Ouachita Baptist AR, 2:14.59

MILE RUN

- 1 Kregg Einspahr, Concordia NE, 4:06.34
- 2 Dale Schoolmeester, Northwestern IA, 4:15.44
- 3 Dave Sederquist, Moorhead State MN, 4:15.94
- 4 John Darga, Saginaw Valley MI, 4:16.72
- 5 Charles Blueback, Metropolitan State CO, 4:17.48
- 6 Noel Timmons, Kearney State NE, 4:24.03

TWO-MILE RUN

- 1 Pat Porter, Adams State CO, 8:51.13
- 2 Joel Marchand, Malone OH, 8:59.03
- 3 Paul Peterson, Saginaw Valley MI, 9:04.05
- 4 Willie Walsh, Pittsburg State KS, 9:09.24
- 5 David Mitchell, Park MO, 9:10.01
- 6 John Thomas, Adams State CO, 9:12.39
- J.P. Worcester, Fort Hays State KS, 9:12.39

THREE MILE RUN

- 1 Jerrold Wynia, Dordt IA, 13:57.88
- 2 Jerry Husz, Wisconsin-LaCrosse, 13:59.94
- 3 Duane Johnson, Saginaw Valley MI, 14:01.75
- 4 Peter Graham, Adams State CO, 14:03.28
- 5 Tom Maxson, Wisconsin-Oshkosh, 14:12.32
- 6 Nick DeCola, Wisconsin-LaCrosse, 14:14.49

TWO MILE WALK

- 1 Tom Edwards, Wisconsin-Parkside, 13:32.71
- 2 Tim Gifford, Wisconsin-LaCrosse, 13:40.39
- 3 Don Lawrence, Wisconsin-Parkside, 14:00.04
- 4 Mel McGinnis, Spring Arbor MI, 14:11.83
- 5 Fabian Knizacky, Aquinas MI, 14:44.09
- 6 None

MILE RELAY

- 1 Mississippi Valley (Larry White, Nat Sloan, Randolph Dixon, Eugene Sanders), 3:17.22
- 2 Saginaw Valley MI (Ev Lalas, Rick Brown, Bill Olson, Ed Brown), 3:18.41
- 3 Hampton Institute VA (Freddie Johnson, Edrin Symonette, Douglas Turner, Robert Brown), 3:19.68
- 4 Northwood Institute MI, 3:20.29
- 5 Ouachita Baptist AR, 3:23.49
- 6 Wayland Baptist TX, 3:29.27

TWO-MILE RELAY

- 1 Doane NE (Brian Commins, Shane Peterson, John Cox, Dan Riley), 7:48.58
- 2 Texas Southern (Tyrone Cross, Elton Brown, John Wallace, Brian Starks), 7:48.92
- 3 Southwestern KS (Terry Couch, Jim Podschun, Chris Turner, Mike Lambing) 7:54.18
- 4 Prairie View TX, 7:55.64
- 5 Oklahoma Christian, 7:57.27
- 6 Dickinson State ND, 7:58.20

DISTANCE MEDLEY RELAY

- 1 Central State OK (Kenny King, Robert Diggs, Rick Baker, Charlie Cedeno), 10:12.73
- 2 Pittsburg State KS (John Johnson, Darryl Ramsey, Robert Marquardt, Willie Walsh), 10:13.25
- 3 Wisconsin-LaCrosse, (John Gessert, Don Groshan, Mike Uhrich, Paul Voss), 10:13.50
- 4 Southwestern KS, 10:15.00
- 5 Saginaw Valley MI, 10:20.54
- 6 Northwestern IA, 10:21.32

RESULTS (cont'd)

TRIPLE JUMP

1. Britt Courville, Texas Southern, 15.90 (52-2)
2. Bradford Johnson, Texas Southern, 14.87 (48-9½)
3. Peter Green, Abilene Christian TX, 14.82 (48-7½)
4. Ed Brown, Saginaw Valley MI, 14.79 (48-6½)
5. Bill Patza, Wisconsin-LaCrosse, 14.75 (48-4 3/4)
6. Don Bunker, Malone OH, 14.70 (48-2 3/4)

HIGH JUMP

1. Mark Norman, Northwood Institute MI, 2.20 (7-2 3/4)
2. Carl Carica, Prairie View TX, 2.16 (7-1)
3. Larry Clapp, Carson-Newman TN, 2.13 (7-0)
4. Jerry Hollingshead, Western State CO, 2.08 (6-10)
Keith Herring, Harding AR, 2.08 (6-10)
Tom Palmer, Ottawa KS, 2.08 (6-10)
Larry Meyer, Midland Lutheran NE, 2.08 (6-10)

SHOT PUT

1. Doug Barnett, Azusa Pacific CA, 17.54 (57-6 3/4)
2. William Gillespie, Liberty Baptist VA, 17.03 (55-10½)
3. Bill Holtom, Pittsburg State KS, 16.56 (54-4)
4. Flip Jones, David Lipscomb TN, 16.47 (54-0½)
5. Paul Kendrick, Hamline MN, 16.40 (53-9 3/4)
6. David Simmons, Abilene Christian TX, 16.24 (53-3½)

POLE VAULT

1. Billy Olson, Abilene Christian TX, 5.74 (18-10)
2. Brad Pursley, Abilene Christian TX, 5.18 (17-0)
3. Dale Jenkins, Abilene Christian TX, 5.18 (17-0)
4. Bobby Williams, Abilene Christian TX, 5.03 (16-6)
5. Kurt Siebold, Oklahoma Christian, 5.03 (16.6)
6. Dave Robley, Moorhead State MN, 4.72 (15-6)

LONG JUMP

1. James Palmer, Texas Southern, 7.31 (23-11 3/4)
2. Britt Courville, Texas Southern, 7.27 (23-10 1/4)
3. Greg Johnson, Abilene Christian TX, 7.23 (23-8 3/4)
4. Jim Smith, Bethany KS, 7.06 (23-2)
5. Bill Patza, Wisconsin-LaCrosse, 7.00 (22-11 1/2)
6. Roy Dixon, School of the Ozarks MO, 6.95 (22-9 3/4)

35-POUND WEIGHT THROW

1. Doug Barnett, Azusa Pacific CA, 19.88 (65-2 3/4)
2. Jon Wolitarsky, Azusa Pacific CA, 16.70 (54-9 1/2)
3. Ben Laser, Saginaw Valley MI, 16.22 (53-2 3/4)
4. Walter Hamilton, Oklahoma Christian, 15.90 (52-2 1/4)
5. David Simmons, Abilene Christian TX 15.50 (50-10 1/4)
6. Jeff Clark, Bethany KS, 15.50 (50-10 1/4)

NOTE: Top 6 individuals in each event and top 3 in each relay were named NAIA All-Americans

TEAM CHAMPIONSHIP RESULTS

YEAR	SITE	CHAMPION	POINTS	RUNNER-UP	POINTS
1966	Kansas City, MO	Southern-Baton Rouge LA	87	Fort Hays State KS	72
1967	Kansas City, MO	Southern-Baton Rouge LA	102	Texas Southern	92
1968	Kansas City, MO	Prairie View A&M TX	70	Texas Southern	67 1/2
1969	Kansas City, MO	Eastern Michigan	96 1/3	Prairie View A&M TX	52
1970	Kansas City, MO	Eastern Michigan	73	Prairie View A&M TX	31
1971	Kansas City, MO	Eastern Michigan	66 3/4	Dallas Baptist TX	32
1972	Kansas City, MO	Dallas Baptist TX	30	Prairie View A&M TX	27
1973	Kansas City, MO	Jackson State MS	43	Eastern New Mexico	37
1974	Kansas City, MO	Texas Southern	45	Jackson State MS	41
1975	Greensboro, NC	Jackson State MS	57	Eastern New Mexico	46
1976	Greensboro, NC	Jackson State MS	78	Eastern New Mexico	33 1/6
1977	Kansas City, MO	Jackson State MS	85	Oklahoma Christian/ Southern-Baton Rouge LA	38 48
1978	Kansas City, MO	Abilene Christian TX/ Jackson State MS	75 75	Southern-Baton Rouge LA (third place)	48
1979	Kansas City, MO	Jackson State MS	73	Abilene Christian TX	53 1/2
1980	Kansas City, MO	Vacant		Prairie View A&M TX	53 1/2
1981	Kansas City, MO	Texas Southern	80	Jackson State MS	51
1982	Kansas City, MO	Saginaw Valley MI	68	Texas Southern Abilene Christian TX	63 63

ALL-TIME TEAM CHAMPIONSHIPS

Jackson State MS	6	Texas Southern	2	Prairie View TX	1
Eastern Michigan	3	Abilene Christian TX	1	Saginaw Valley MI	1
Southern-Baton Rouge LA	2	Dallas Baptist TX	1		

ALL-TIME INDIVIDUAL CHAMPIONSHIPS

Jackson State MS	24	Ouachita Baptist AR	4	Southern California C.	3
Prairie View TX	20	Azusa Pacific CA	3	Wayland Baptist TX	3
Southern-Baton Rouge LA	18	Concordia NE	3	Westmont CA	3
Texas Southern	16	Doane NE	3	Central Michigan	2
Abilene Christian TX	11	Emporia State KS	3	Delaware State	2
Adams State CO	11	Fresno Pacific CA	3	Delta State MS	2
Eastern Michigan	11	Harding AR	3	Grambling LA	2
Eastern New Mexico	9	Nebraska-Omaha	3	Kearney State NE	2
Fort Hays State KS	8	North Carolina Central	3	McMurry TX	2
Oklahoma Christian	7	Northwood Institute MI	3	Marymount KS	2
Wisconsin-Parkside	7	Occidental CA	3	Pembroke State NC	2
Mississippi Valley	6	Oregon College	3	Pittsburg State KS	2
Angelo State TX	5	Redlands CA	3	U.S. International CA	2
Arkansas AM&N	5	St. Cloud State MN	3	Wisconsin-Stevens Point	2
Eastern Washington	5				

The following institutions each have had one championship: Alabama State; Alcorn State MS; Arkansas Tech; Biola CA; Carson-Newman TN; Central Arkansas; Central State OK; Dallas Baptist TX; David Lipscomb TN; Dordt IA; Fisk TN; Frostburg State MD; Hampton Institute VA; Hillsdale MI; Langston OK; Loras IA; Malone OH; Moorhead State MN; Norfolk State VA; North Carolina A&T; Northwestern Louisiana; Ottawa KS; Pasadena CA; Simon Fraser CAN; Southeastern Louisiana; Southern-New Orleans LA; Southwestern Louisiana; Southwestern Oklahoma; Sul Ross TX; Tarleton TX; Whitworth WA; Wisconsin-LaCrosse; Yankton SD.

INDIVIDUAL CHAMPIONSHIPS-ONE YEAR

FIVE TITLES

Eastern Michigan 1969
 Jackson State MS 1978
 Southern-Baton Rouge LA 1966

FOUR TITLES

Jackson State MS 1980
 Prairie View TX 1980

REPEAT CHAMPIONS

Three-Time

Hobert Butler, Jackson State MS (pole vault, 1975-76-77)
 Ricky Davenport, Southern-Baton Rouge LA (60-yard high hurdles, 1976-77-78)
 John Esquibel, Adams State CO (mile run, 1979-80-81)
 Ray Geter, Prairie View A&M TX (600-yard run, 1972-73-74)
 Frank Gross, Adams State CO (shot put, 1976-77-78)
 Jim Heiring, Wisconsin-Parkside (two mile walk, 1975-76-77)
 John Mason, Fort Hays State KS (mile run, 1966-67-68)
 Van Nelson, St. Cloud State MN (two-mile run, 1966-67-68)
 Billy Olson, Abilene Christian TX (pole vault, 1978-79-80)
 Andy Steben, Occidental CA (pole vault, 1967-68-69)
 Evans White, Prairie View A & M TX (880-yard run, 1978-79-80)

OUTSTANDING PERFORMERS

1966 George Anderson, Texas Southern
 1967 Jim Hines, Texas Southern
 1968 Van Nelson, St. Cloud State MN
 1969 Eric Nesbitt, Eastern Michigan
 1970 Al Feuerbach, Emporia State KS
 1971 Rex Maddaford, Eastern New Mexico
 1972 Ricky Parris, McMurry TX
 1973 Mike Boit, Eastern New Mexico
 1974 Tommy Fulton, Texas Southern
 1975 Mike Boit, Eastern New Mexico
 1976 Mike Boit, Eastern New Mexico
 1977 Gerald Masterson, Ouachita Baptist AR
 1978 Kenneth Brimmer, Jackson State MS (Field)
 John Kebiro, Abilene Christian TX (Track)
 1979 Billy Olson, Abilene Christian TX (Field)
 Evans White, Prairie View A&M TX (Track)
 1980 Billy Olson, Abilene Christian TX (Field)
 Evans White, Prairie View A&M TX (Track)
 1981 Kevin Jones, Northwood Institute MI
 1982 Billy Olson, Abilene Christian TX

COACHES OF THE YEAR

1966 Richard Hill, Southern-Baton Rouge LA
 1967 Richard Hill, Southern-Baton Rouge LA
 1968 Hoover Wright, Prairie View A&M TX
 1969 Robert Parks, Eastern Michigan
 1970 Robert Parks, Eastern Michigan
 1971 Robert Parks, Eastern Michigan
 1972 Cleburne Price, Dallas Baptist TX
 1973 Martin Epps, Jackson State MS
 1974 Dave Bethany, Texas Southern
 1975 Martin Epps, Jackson State MS
 1976 Martin Epps, Jackson State MS
 1977 Martin Epps, Jackson State MS
 1978 Martin Epps, Jackson State MS
 Don Hood, Abilene Christian TX
 1979 Martin Epps, Jackson State MS
 1980 Vacant
 1981 Dave Bethany, Texas Southern
 1982 Doug Hansen, Saginaw Valley MI

NATIONAL MEET RECORDS

* Electronic
 + Hand

60-YARD DASH

* Earl Thomas, Jackson State MS, 1976 6.17
 + Earl Thomas, Jackson State MS, 1975 (p);
 Jean Louis Ravelomanantsoa, Westmont
 CA, 1971 (p); Jim Hines, Texas Southern,
 1967 5.9

60-YARD HIGH HURDLES

* Steve Parker, Abilene Christian TX, 1982 7.19
 + Charles Foster, North Carolina Central,
 1975; Rodney Milburn, Southern-Baton Rouge
 LA, 1972 (p) 6.9

440-YARD DASH

* Kevin Jones, Northwood Institute MI, 1981 47.75

600-YARD RUN

* Eugene Sanders, Mississippi Valley State, 1981 1:09.63

880-YARD RUN

* Evans White, Prairie View A&M TX, 1979 1:51.24

1000-YARD RUN

* Richard Newman, Texas Southern, 1977 2:09.93

MILE RUN

* Kregg Einspahr, Concordia NE, 1982 4:06.34
 + John Mason, Fort Hays State KS, 1968 4:06.0

TWO-MILE RUN

* Kregg Einspahr, Concordia NE, 1981 8:50.88
 + Rex Maddaford, Eastern New Mexico, 1971 8:47.7

THREE MILE RUN

* Jerrold Wynia Dordt, IA, 1982 13:57.88

TWO MILE WALK

* Ray Sharp, Wisconsin-Parkside, 1981 12:56.89

MILE RELAY

* Prairie View TX (Alvin Scott-Clifton 3:17.09
 Terrell-Evans White-Joe Johnson), 1980
 + Southern-Baton Rouge LA (Robert Johnson-
 Webster Johnson-Everett Mason-Theron
 Lewis), 1966 3:15.0

TWO-MILE RELAY

* Prairie View TX (Ray Roberts-Jody 7:42.02
 Cleveland-Terrence Ross-Evans White),
 1980

DISTANCE MEDLEY RELAY

* Oklahoma Christian (Bobby Smith-Gary 10:01.00
 Tatum-Ron Stageland-Steve Wolfe), 1977

LONG JUMP

Joshua Owusu, Angelo State TX, 1972 7.81 (25-7 1/2)

TRIPLE JUMP

Kenneth Brimmer, Jackson State MS, 16.11 (52-10 1/4)
 1978

HIGH JUMP

Mark Norman, Northwood Institute 2.20 (7-2 3/4)
 MI, 1982

NATIONAL MEET RECORDS (cont'd.)

POLE VAULT

Billy Olson, Abilene Christian TX, 1982 5.74 (18-10)

35 LB. WEIGHT THROW

Doug Barnett, Azusa Pacific CA 19.88 (65-2 3/4)
1982

SHOT PUT

Al Feuerbach, Emporia State KS, 1970 19.12 (62-8 3/4)

ALL-TIME INDIVIDUAL CHAMPIONS

60 YARD DASH

1966 George Anderson, Southern-Baton Rouge LA, 6.0
1967 James Hines, Texas Southern, 5.9
1968 Clyde Duncan, Texas Southern 6.1
1969 Bobby Brown, Arkansas AM&N, 6.1
1970 Jack Phillips, Grambling State LA, 6.2
1971 Jean Louis Ravelomanantsoa, Westmont CA, 6.0
1972 Jean Louis Ravelomanantsoa, Westmont CA, 6.0
1973 Willie McGee, Alcorn State MS, 6.0
1974 Larry Black, North Carolina Central, 6.1
1975 Earl Thomas, Jackson State MS, 6.0
1976 Earl Thomas, Jackson State MS, 6.17
1977 Joe Franklin, Southern-New Orleans LA, 6.32
1978 Nate Johnson, Hillsdale MI, 6.23
1979 Isadore Johnson, Jackson State MS, 6.26
1980 Alvin Matthias, Adams State CO, 6.1
1981 Larry White, Mississippi Valley, 6.22
1982 Freddie Johnson, Hampton Institute VA, 6.18

60 YARD HIGH HURDLES

1966 Willie Davenport, Southern-Baton Rouge LA, 7.1
1967 Willie Davenport, Southern-Baton Rouge LA 7.0
1968 Roy Hicks, Texas Southern 7.3
1969 William Tipton, Eastern Michigan 7.4
1970 Rodney Milburn, Southern-Baton Rouge LA, 7.1
1971 Fuller Cherry, Arkansas AM&N, 7.4
1972 Rodney Milburn, Southern-Baton Rouge LA, 7.0
1973 Rodney Milburn, Southern-Baton Rouge LA, 7.0
1974 Charles Foster, North Carolina Central, 7.3
1975 Charles Foster, North Carolina Central, 6.9
1976 Ricky Davenport, Southern-Baton Rouge LA, 7.34
1977 Ricky Davenport, Southern-Baton Rouge LA, 7.33
1978 Ricky Davenport, Southern-Baton Rouge LA, 7.26
1979 Edgar Fordham, Southern-Baton Rouge LA, 7.38
1980 Steve Parker, Abilene Christian TX, 7.2
1981 Dwayne Allen, Harding AR, 7.46
1982 Steve Parker, Abilene Christian TX, 7.19

440 YARD DASH

1966 Theron Lewis, Southern-Baton Rouge LA, 48.9
1967 Oliver Ford, Southern-Baton Rouge LA, 49.2
1968 Henry Smothers, Arkansas AM&N, 49.3
1969 Fred Newhouse, Prairie View A&M TX, 49.5
1970 Fred Newhouse, Prairie View A&M TX, 48.6
1971 Alvin Dotson, Prairie View A&M TX, 49.7
1972 Larry Stinson, Southwestern Oklahoma, 49.7
1973 Larry Ellis, Jackson State MS, 50.2
1974 Steve Nichols, Adams State CO, 49.5
1975 Lawrence Davis, Norfolk State VA, 49.50
1976 Jim Bloomingburg, David Lipscomb TN, 49.75
1977 David Law, Langston OK, 48.94
1978 Dennis Ducksworth, Jackson State MS, 49.19
1979 Theodore Davis, Prairie View A&M TX, 49.5
1980 Vacated
1981 Kevin Jones, Northwood Institute MI, 47.75
1982 Kevin Jones, Northwood Institute MI, 48.27

600 YARD RUN

1966 Henry Brown, Southern-Baton Rouge LA, 1:14.1
1967 Larry Dillon, Texas Southern (746 yards), 1:37.5
1968 Thurman Boggess, Prairie View A&M TX, 1:13.4
1969 Pat Bynoe, Eastern Michigan, 1:13.0
1970 Paul Blalock, Yankton SD, 1:13.0
1971 Larry Zaragoza, Adams State CO, 1:12.2
1972 Ray Geter, Prairie View A&M TX, 1:12.2
1973 Ray Geter, Prairie View A&M TX, 1:12.4
1974 Ray Geter, Prairie View A&M TX, 1:12.2
1975 Aubrey Wilson, Fisk TN, 1:12.52
1976 Robert Bryant, Delaware State, 1:11.90
1977 Gerald Masterson, Ouachita Baptist AR, 1:09.97
1978 Rickey Myles, Jackson State MS, 1:12.01

600 YARD RUN (cont'd.)

1979 Robert Bryant, Delaware State, 1:12.68
1980 Joe Johnson, Prairie View A&M TX
1981 Eugene Sanders, Mississippi Valley 1:09.63
1982 Eugene Sanders, Mississippi Valley, 1:11.66

880-YARD RUN

1966 Jack Harms, Fort Hays State KS, 1:55.9
1967 Jim Nesbit, Central Michigan, 1:55.4
1968 Felix Johnson, Prairie View A&M TX, 1:56.8
1969 Felix Johnson, Prairie View A&M TX, 1:55.1
1970 Cornelius Shoaf, Grambling State LA, 1:56.1
1971 Thomas Bryan, Loras IA, 1:55.8
1972 Bruce Vogel, Oregon College, 1:55.4
1973 Mike Boit, Eastern New Mexico, 1:57.4
1974 Tommy Fulton, Texas Southern, 1:57.0
1975 Mike Boit, Eastern New Mexico, 1:55.40
1976 Gerald Masterson, Ouachita Baptist AR, 1:56.09
1977 Gerald Masterson, Ouachita Baptist AR, 1:52.22
1978 Evans White, Prairie View A&M TX, 1:54.16
1979 Evans White, Prairie View A&M TX, 1:51.69
1980 Evans White, Prairie View A&M TX, 1:51.34
1981 Joel Ngetich, Wayland Baptist TX, 1:53.04
1982 Joel Ngetich, Wayland Baptist TX, 1:52.03

1,000 YARD RUN

1966 Bruce Carter, Texas Southern, 2:14.6
1967 Terry Morman, Eastern Michigan, 2:13.0
1968 Eric Nesbitt, Eastern Michigan, 2:12.2
1969 Eric Nesbitt, Eastern Michigan, 2:12.5
1970 Kenth Andersson, U.S. International CA, 2:12.2
1971 Steve Boehmer, Fort Hays State KS, 2:14.1
1972 Don Hampton, Simon Fraser CAN, 2:15.1
1973 Jon Nelson, Fort Hays State KS, 2:12.9
1974 Dennis Biel, Wisconsin-Parkside, 2:11.5
1975 Jeff Cushing, Pembroke State NC, 2:18.40
1976 Richard Newman, Texas Southern, 2:11.22
1977 Richard Newman, Texas Southern, 2:09.93
1978 Gerald Masterson, Ouachita Baptist AR, 2:14.44
1979 Michael Watson, Jackson State MS, 2:13.33
1980 Michael Watson, Jackson State MS, 2:11.17
1981 Clifton Perry, Texas Southern, 2:13.53
1982 Joel Ngetich, Wayland Baptist TX, 2:11.02

MILE RUN

1966 John Mason, Fort Hays State KS, 4:20.5
1967 John Mason, Fort Hays State KS, 4:14.0
1968 John Mason, Fort Hays State KS, 4:06.0
1969 Jim Crawford, Harding AR, 4:10.7
1970 Dennis Savage, Westmont CA, 4:11.5
1971 Bob Maplestone, Eastern Washington, 4:10.5
1972 Bob Maplestone, Eastern Washington, 4:13.9
1973 Mike Boit, Eastern New Mexico, 4:12.3
1974 Tommy Fulton, Texas Southern, 4:11.3
1975 Mike Boit, Eastern New Mexico, 4:16.99
1976 Mike Boit, Eastern new Mexico, 4:11.39
1977 Jim Hanson, Wisconsin-LaCrosse, 4:12.03
1978 John Kebiro, Abilene Christian TX, 4:11.44
1979 John Esquibel, Adams State CO, 4:14.46
1980 John Esquibel, Adams State CO, 4:11.60
1981 John Esquibel, Adams State CO, 4:08.15
1982 Kregg Einspahr, Concordia NE, 4:06.34

TWO MILE RUN

1966 Van Nelson, St. Cloud State MN, 9:06.7
 1967 Van Nelson, St. Cloud State MN, 9:04.0
 1968 Van Nelson, St. Cloud State MN, 8:53.1
 1969 David Ellis, Eastern Michigan, 8:54.9
 1970 David Ellis, Eastern Michigan, 9:00.5
 1971 Rex Maddaford, Eastern New Mexico, 8:47.7
 1972 Rex Maddaford, Eastern New Mexico, 8:49.0
 1973 Jeff Mathews, U.S. International CA, 8:57.6
 1974 Tony Brien, Marymount KS, 8:58.8
 1975 Tony Brien, Marymount KS, 8:55.50
 1976 Desmond O'Connor, Angelo State TX, 9:10.74
 1977 John Kebiro, Eastern New Mexico, 8:51.98
 1978 John Kebiro, Abilene Christian TX, 9:01.49
 1979 Ron Graham, Moorhead State MN, 9:17.13
 1980 Kregg Einspahr, Concordia NE, 9:01.64
 1981 Kregg Einspahr, Concordia NE, 8:50.88
 1982 Pat Porter, Adams State CO, 8:51.13

THREE MILE RUN

1979 Fred Torneden, Fort Hays State KS, 14:08.42
 1980 Tim Terrill, Adams State CO, 14:03.33
 1981 Joel Marchand, Malone OH, 13:59.86
 1982 Jerrold Wynia, Dordt IA, 13:57.88

TWO MILE WALK

1972 Steve Tyrer, Oregon College, 14:50.3
 1973 Steve Tyrer, Oregon College, 15:04.1
 1974 Ed Bouldin, southern California College, 14:37.8
 1975 Jim Heiring, Wisconsin-Parkside, 14:14.6
 1976 Jim Heiring, Wisconsin-Parkside, 14:07.30
 1977 Jim Heiring, Wisconsin-Parkside, 13:39.8
 1978 Carl Schueler, Frostburg State MD, 13:53.62
 1979 John Van Den Brandt, Wisconsin-Parkside, 13:10.43
 (One lap short)
 1980 Jeff Ellis, Wisconsin-Stevens Point, 13:53.35
 1981 Ray Sharp, Wisconsin-Parkside, 12:56.89
 1982 Tom Edwards, Wisconsin-Parkside, 13:32.71

MILE RELAY

1966 Southern-Baton Rouge LA (Robert Johnson, Webster Johnson, Everett Mason, Theron Lewis), 3:15
 1967 Arkansas AM&N (Henry Smothers, Harold Francis, Walter Smith, Elbert Stinson), 3:17.3
 1968 Prairie View A&M (Fred Newhouse, Henry Henderson, Alvin Dotson, Finnis Taylor), 3:19.2
 1969 Arkansas AM&N (Henry Smothers, Earl Goldman, McArthur McLaughlin, Harold Francis), 3:17.1
 1970 Prairie View A&M TX (Jesse Ball, Henry Henderson, Alvin dotson, Fred Newhouse), 3:19.9
 1971 Prairie View A&M TX (Roland Martin, Morlin Wade, Alvin dotson, Henry Henderson), 3:21.1
 1972 Nebraska-Omaha (George Davis, Gary Bragdon, Willie Bob Johnson, Craig Forney), 3:21.7
 1973 Jackson State MS (Robert Hulbert, Barney King, Larry Ellis, Joe Washington), 3:21.2
 1974 Mississippi Valley (Douglas Davis, Arthur Davis, Thomas Mallard, Warren Brown), 3:20.2
 1975 Mississippi Valley (Thomas Mallard, Arthur Davis, George Johnson, Douglas Davis), 3:23.70
 1976 Texas Southern (Lendor Scott, Ricahrd Newman, Ernest Pough, Charles Whigham), 3:20.81
 1977 Southern-Baton Rouge LA (Jesse Johnson, Fred Hall, Nathaniel Epps, Kenneth August), 3:16.24
 1978 Southern-Baton Rouge LA (Nathaniel Epps, Ken August, Fred Hall, Jesse Johnson), 3:18.92
 1979 Southern-Baton Rouge LA (Ken August, Anthony Cummings, Jesse Johnson, Gregory Issac), 3:19.45
 1980 Prairie View A&M TX (Alvin Scott, Clifton Terrell, Evans White, Joe Johnson), 3:17.09
 1981 Texas Southern (Clifton Perry, Kenneth Williams, John Wallace, Tyrone Cross), 3:17.21
 1982 Mississippi Valley (Larry White, Nat Sloan, Randolph Dixon, Eugene Sanders), 3:17.22

DISTANCE MEDLEY RELAY

1977 Oklahoma Christian (Bobby Smith, Gary Tatum, Ron Stageland, Steve Wolfe), 10:01.00
 1978 Oklahoma christian (Milt Gilliam, Gary Tatum, Ron Love, Dave Cooper), 10:12.52
 1979 Oklahoma Christian (Gary Tatum, Tom Snider, Bobby Smith, Tom Story), 10:09.44
 1980 Jackson State MS (Ronnie Jackson, Alvin Jackson, Anthony Appoy, Michael Watson), 10:12.48
 1981 Oklahoma Christian (Greg Norman, Blake Smith, Tony Yates, Jerry Bellmyer), 10:11.23
 1982 Central State OK (Kenny King, Robert Diggs, Rick Baker, Charlie Ceden), 10:12.73

TWO MILE RELAY

1966 Pittsburg State KS (Thom Wilkins, Johnny Fite, Greg Wilson, Don Hemme), 8:08.0
 1967 Eastern Michigan (Ray Pihalja, Randy Hillman, John Daniel, Terry Norman), 7:55.0
 1968 Eastern Michigan (Glenn Dusek, John Carroll, Randy Hillman, Eric Nesbitt), 7:56.8
 1969 Eastern Michigan (Glen Dusek, Wayne Seiler, Roger Tremblay, Eric Nesbitt), 7:49.1
 1970 Kearney State NE (Tim Enck, Nate Butler, Wayne Phillips, Rich Molczyk), 7:53.8
 1971 Eastern Michigan (Marvin Lynch, Fred LaPlante, Floyd Wells, Wayne Seiler), 7:50.4
 1972 Nebraska-Omaha (Tom McCormick, Bill Woods, Dave Michaels, Mike McCormick), 7:50.0
 1973 Nebraska-Omaha (Greg Rosenbaum, Mark Wayne, Dave Michaels, Tom McCormick), 7:50.9
 1974 Prairie View A&M (Cornell Evans, Tommy Pippins, Cleophus Sharpe, Ray Geter), 7:45.2
 1975 Jackson State MS (George Handy, Aubrey Steward, Leroy Bell, Keith Lee), 7:53.7
 1976 Oklahoma Christian (Bobby Smith, Steve Wolfe, Ron Stageland, Wayne Long), 7:49.77
 1977 Jackson State MS (George Handy, Dan Watson, Joe Whitley, Deith Lee), 7:42.39
 1978 Jackson State MS (Daniel Watson, Michael Watson, David Melton, Joe Whitley), 7:44.14
 1979 Oklahoma Christian (Gary Tatum, Tom Snider, Tom Story, Bobby Smith), 7:48.11
 1980 Prairie View A&M TX (Ray Roberts, Jody Cleveland, Terrence Ross, Evans White), 7:42.02
 1981 Jackson State MS (Robert Wilson, Anthony Appoy, Napoleon Hooks, Michael Watson), 8:05.3
 1982 Doane NE (Brian Commins, Shane Peterson, John Cox, Dan Riley), 7:48.58

TRIPLE JUMP

1977 Moise Pomaney, Tarleton State TX, 52-3
 1978 Kenneth Brimmer, Jackson State MS, 52-10 1/4
 1979 Bill McClellon, Abilene Christian TX, 5-1 3/4
 1980 Larry Perkins, Jackson State MS, 49-7 3/4
 1981 Gary Tyler, Biola CA, 52-2 3/4
 1982 Britt Courville, Texas Southern, 15.90 (52-2)

POLE VAULT

1966 Joe Neihardt, Central Michigan 15-2
 1967 Andy Steben, Occidental CA, 15-6
 1968 Andy Steban, Occidental CA, 15-6
 1969 Andy Steben, Occidental CA, 15-6
 1970 Curt Hisaw, Eastern Washington, 15-6 1/2
 1971 Rickey Parris, McMurry TX, 15-7
 1972 Rickey Parris, McMurry TX, 16-8 1/4
 1973 Steve Hardison, Fresno Pacific CA, 15-9
 1974 Steve Hardison, Fresno Pacific CA, 15-4
 1975 Hubert Butler, Jackson State MS, 15-8 1/2
 1976 Hubert Butler, Jackson State MS, 16-0
 1977 Hubert Butler, Jackson State MS, 17-1
 1978 Frank Estes & Billy Olson, Abilene Christian TX, 16-6
 1979 Billy Olson, Abilene Christian TX, 17-6 1/2
 1980 Billy Olson, Abilene christian TX, 17-6 1/2
 1981 Brad Pursley, Abilene Christian TX, 17-0 1/2
 1982 Billy Olson, Abilene Christian TX, 5.74 (18-10)

35 LB. WEIGHT THROW

1981 Doug Barnett, Azusa Pacific CA, 59-1 1/4
 1982 Doug Barnett, Azusa Pacific CA, 19.88 (65-2 3/4)

LONG JUMP

1966 Richard Boeringer, Emporia State KS, 23-2
 1967 Harvey Nairn, southern-Baton Rouge LA, 24-7 3/4
 1968 Jerry Proctor, Redlands CA, 25-2
 1969 David Johnston, Central Arkansas, 23-10 3/4
 1970 Jerry Proctor, Redlands CA, 25-4 3/4
 1971 Jerry Proctor, Redlands CA, 25-4 3/4
 1972 Joshua Owusu, Angelo State TX, 25-7 1/2
 1973 Joshua Owusu, Angelo State TX, 24-8 1/2
 1974 J.O. Amoah, Eastern New Mexico, 24-5 3/4
 1975 Donald Dykes, Southeastern Louisiana 24-7
 1976 Mike Brown, Northwest Louisiana, 24-8 1/2
 1977 Larry Cooke, Carson-Newman TN, 24-11
 1978 Dennis Trott, Jackson State MS, 25-1
 1979 Dennis Trott, Jackson State MS, 24-9 1/4
 1980 Ricky Smith, Alabama State, 23-11
 1981 Britt Courville, Texas Southern, 24-4 3/4
 1982 James Palmer, Texas Southern, 7.31 (23-11 3/4)


HIGH JUMP

1966 Tom Bateman, Harding AR, 6-7
 1967 John Hartfield, Texas Southern, 7-1
 1968 Lloyd Higgins, Pasadena CA, 6-10
 1969 Phil Kastens, Whitworth WA, 6-6
 1970 Jackie Causey, Southwestern Louisiana, 6-8
 1971 Jim Sobieszczyk, Kearney State NE, 6-8

HIGH JUMP

1972 Walden Curry, Delta State MS, 7-0
 1973 Walden Curry, Delta State MS, 6-10
 1974 David Phillips, Pembroke State NC, 6-11
 1975 British Tharpe, Dallas Baptist TX, 6-10
 1976 Clark Godwin, Jackson State MS, 6-10
 1977 Dwight Stoppel, Fort Hays State KS, 6-9
 1978 Bob Bayless, Oklahoma christian, 6-10
 1979 Vic White, Eastern Washington, 7-1 1/2
 1980 Vic White, Eastern Washington, 7-2
 1981 Albert Peacock, Ottawa KS, 7-0
 1982 Mark Norman, Northwood Institute MI, 2.20 (7-2 3/4)
SHOT PUT
 1966 Elvin Bethea, North Carolina A&T, 56-7
 1967 Fred Davis, Doane NE, 54-10 1/4
 1968 Fred Davis, Doane NE, 54-6 3/4
 1969 Al Feuerbach, Emporia State KS, 57-5 1/2
 1970 Al Feuerbach, Emporia State KS, 62-8 3/4
 1971 Erich Hardaway, Sul Ross State TX, 57-3
 1972 Dennis Anderson, Fresno Pacific CA, 56-7
 1973 Wally Autem, Pittsburg State KS, 56-7 1/2
 1974 Don Turri, southern California College, 58-3 1/2
 1975 Don Turri, southern California College, 59-7
 1976 Frank Gross, Adams State CO, 58-6
 1977 Frank Gross, Adams State CO, 61-3 3/4
 1978 Frank Gross, Adams State CO, 60-7
 1979 Paul White, Arkansas Tech, 61-1 1/2
 1980 Harold Ledet, Angelo State TX, 59-8 1/2
 1981 Harold Ledet, Angelo State TX, 60-11 3/4
 1982 Doug Barnett, Azusa Pacific CA, 17.54 (57-6 3/4)

WOMEN'S INDOOR TRACK & FIELD



2ND ANNUAL - 1982 WOMEN'S DIVISION

TEAM SCORING

1. Texas Southern	101½	Midland Lutheran NE	23	13. Doane NE	7
2. Prairie View A&M TX	74	8. Hampton Institute VA	18	14. Chadron State NE	3
3. Saginaw Valley MI	58	9. Wisconsin-Parkside	14	Emporia State KS	3
4. Mississippi Valley	44	10. Fort Hays State KS	12	16. Pittsburg State KS	1
5. Adams State CO	29	11. Mid-America Nazarene KS	10	Wayne State NE	1
6. Kearney State NE	23	School of the Ozarks MO	10	18. Southern Colorado	½

RESULTS

60-YARD DASH

1. Katherine Wallace, Texas Southern, 6.87
2. Shelia Labome, Prairie View A&M TX, 6.91
3. Gwendolyn Williams, Mississippi Valley, 7.10
4. Casandra Graham, Prairie View A&M TX, 7.14
5. Linda Weekly, Texas Southern, 7.15
6. Sharon Lowry, Texas Southern, 7.32

60-YARD HURDLES

1. Linda Weekly, Texas Southern, 7.96
2. Thomasina Bush, Hampton Institute VA, 8.07
3. Carmen Porter, Texas Southern, 8.35
4. Colleen Donnelly, Adams State CO, 8.41
5. Eugenia Perkins, Texas Southern, 8.45
6. Kelley Peterson, Wayne State NE, 8.63

440-YARD DASH

1. Loretta Edwards, Prairie View A&M TX, 57.32
2. Jeanice Gunner, Texas Southern, 57.90
3. Joyce Townson, Texas Southern, 58.03
4. Shelia Labome, Prairie View A&M TX, 58.06
5. Delvis Burroughs, Prairie View A&M TX, 58.50
6. None

600-YARD RUN

1. Easter Gabriel, Prairie View A&M TX, 1:23.97
2. Vogel Newsome, Mississippi Valley, 1:24.81
3. Angie Sibby, Mississippi Valley, 1:26.70
4. Mary Sedall, Adams State CO, 1:27.48
5. Dona Driscoll, Wisconsin-Parkside, 1:27.59
6. Kelly Vasold, Saginaw Valley MI, 1:28.70

880-YARD RUN

1. Cathy Schmidt, Saginaw Valley MI, 2:18.95
2. Cheritta Jackson, Texas Southern, 2:19.41
3. Tawonna Thompson, Texas Southern, 2:21.34
4. Sandra Scott, Texas Southern, 2:23.60
5. Harvellia Newsome, Mississippi Valley, 2:24.40
6. Denise Day, Midland Lutheran NE, 2:24.69

1,000-YARD RUN

1. Cathy Schmidt, Saginaw Valley MI, 2:39.83
2. Madonna Redd, Texas Southern, 2:39.88
3. Mary Drey, Midland Lutheran NE, 2:46.02
4. Lee Ann Yanik, Saginaw Valley MI, 2:46.86
5. Joan Jilka, Fort Hays State KS, 2:48.39
6. Lynn Mack, Doane NE, 2:49.43

MILE RUN

1. Debbie Spino, Wisconsin-Parkside, 5:11.46
2. Kathy Bowman, Saginaw Valley MI, 5:16.00
3. Lynn Mack, Doane NE, 5:21.97
4. Cindy Reinhart, Saginaw Valley MI, 5:24.11
5. Angelia Jackson, Mississippi Valley, 5:24.91
6. Gayla Rothers, Pittsburg State KS, 5:27.60

TWO-MILE RUN

1. Angie Pikschus, School of the Ozarks, MO, 10:40.47
2. Mary Jaqua, Adams State CO, 10:50.18
3. Cindy Reinhart, Saginaw Valley MI, 11:09.05
4. Leslie Devereaux, Texas Southern, 11:21.10
5. Debbie Spino, Wisconsin-Parkside, 11:21.33
6. Lucy Paine, Adams State CO, 11:21.73

MILE RELAY

1. Prairie View A&M TX (Sheila Labome, Cynthia Bosie, Loretta Edwards, Easter Gabriel), 3:47.23
2. Mississippi Valley (Vogel Newsome, Gwen Williams Angie Sibby, Carol D. Williams), 3:47.31
3. Texas Southern (Joyce Townson, Kay Williams, Cara Sherman, Jackie Smith), 3:57.07
4. Adams State CO, 4:01.86
5. Midland Lutheran NE, 4:07.97
6. Saginaw Valley MI, 4:09.63

TWO-MILE RELAY

1. Texas Southern (Madonna Redd, Sandra Scott, Tawonna Thompson, Cheritta Jackson), 9:19.17
2. Saginaw Valley MI (Colleen Boome, Lee Ann Yanik, Kathy Bowman, Cathy Schmidt), 9:24.09
3. Midland Lutheran NE (Cindy Lauer, Denise Day, Mary Drey, Edie Hessman), 9:26.99
4. Mississippi Valley, 9:36.40
5. Prairie View A&M TX, 9:51.66
6. Emporia State KS, 10:06.07

DISTANCE MEDLEY RELAY

1. Texas Southern (Jeanice Gunner, Cheritta Jackson, Tawonna Thompson, Leslie Devereaux), 12:41.01
2. Midland Lutheran NE (Denise Ricciotti, Susan Downer, Shelly Downer, Amy Doerr), 12:42.82
3. Saginaw Valley MI (Colleen Boome, Reta Robinson, Cindy Reinhart, Kathy Bowman), 12:50.82
4. Kearney State NE, 13:13.06
5. Emporia State KS, 13:13.71
6. None

HIGH JUMP

1. Paula Benne, Mid-America Nazarene KS, 1.65 (5-5)
2. Donna Kuhlengel, Kearney State NE, 1.65 (5-5)
3. Stacy Jakubowski, Kearney State NE, 1.625 (5-4)
4. Susie Burnham, Kearney State NE, 1.625 (5-4)
5. Lynne Bradshaw, Fort Hays State KS, 1.575 (5-2)
6. Cindy Pool, Southern Colorado, 1.575 (5-2)
Sharon Lowry, Texas Southern, 1.575 (5-2)

SHOT PUT

1. Karen Waddell, Prairie View A&M TX, 14.58 (47-10 1/4)
2. Vandora Wilson, Fort Hays State KS, 13.47 (44-2 1/2)
3. Loretta Fidel, Adams State CO, 13.33 (43-8 3/4)
4. Patricia Thomas, Prairie View A&M TX, 13.07 (42-10 1/2)
5. Cindy Young, Adams State CO, 13.06 (42-10 1/4)
6. Becky Edgren, Kearney State NE, 12.68 (41-7 1/2)

LONG JUMP

1. Thomasina Busch, Hampton Institute VA, 5.91 (19-4 3/4)
2. Vogel Newsome, Mississippi Valley, 5.91 (19-4 3/4)
3. Margaret Lynn Gamble, Prairie View TX, 5.53 (18-1 3/4)
4. Delvia Burroughs, Prairie View A&M TX, 5.51 (18-1)
5. Lark Darnell, Chadron State NE, 5.13 (16-10)
6. Reta Goodrich, Chadron State NE, 5.10 (16-8 3/4)

Note: Top 6 individuals in each event and top 3 in each relay were named NAIA All-Americans.

TEAM CHAMPIONSHIP RESULTS

<u>YEAR</u>	<u>SITE</u>	<u>CHAMPION</u>	<u>POINTS</u>	<u>RUNNER-UP</u>	<u>POINTS</u>
1981	Kansas City, MO	Jackson State MS	149	Adams State CO	53
1982	Kansas City, MO	Texas Southern	101 1/2	Prairie View TX	74

OUTSTANDING PERFORMERS

1981 Radium Jacobs, Jackson State MS
 1982 Cathy Schmidt, Saginaw Valley MI

NAIA COACHES OF THE YEAR

1981 Martin Epps, Jackson State MS
 1982 Dave Bethany, Texas Southern


NATIONAL MEET RECORDS

<u>60-YARD DASH</u> Katherine Wallace, Texas Southern, 1982	6.87	<u>MILE RELAY</u> Mississippi Valley (Vogel Newsome, Gwen Williams, Angie Sibby, Carol D. Williams), 1982	3:46.23
<u>60-YARD HURDLES</u> Linda Weekly, Texas Southern, 1981	7.79	<u>TWO-MILE RELAY</u> Texas Southern (Madonna Redd, Sandra Scott, Tawonna Thompson, Cheritta Jackson), 1982	9:19.17
<u>440-YARD DASH</u> Loretta Edwards, Prairie View A&M TX, 1982	57.32	<u>DISTANCE MEDLEY RELAY</u> Texas Southern (Jeanice Gunner, Cheritta Jackson, Tawonna Thompson, Leslie Devereaux), 1982	12:41.01
<u>600-YARD RUN</u> Easter Gabriel, Prairie View A&M TX, 1982	1:23.97	<u>HIGH JUMP</u> Vivian Garner, Jackson State MS, 1981	1.70 (5-7)
<u>880-YARD RUN</u> Donna Bean, Jackson State MS, 1981	2:16.38	<u>SHOT PUT</u> Karen Waddell, Prairie View A&M TX, 1982	14.58 (47-10 1/4)
<u>1,000-YARD RUN</u> Cathy Schmidt, Saginaw Valley MI, 1982	2:39.83	<u>LONG JUMP</u> Thomasina Busch, Hampton Institute VA, 1982	5.91 (19-4 3/4)
<u>MILE RUN</u> Debbie Spino, Wisconsin-Parkside, 1982	5:11.46		
<u>TWO-MILE RUN</u> Angie Piksusch, School of the Ozarks MO, 1982	10:40.47		

ALL-TIME INDIVIDUAL CHAMPIONS

<u>60-YARD DASH</u> 1981 Esther Hope, Jackson State MS, 6.99 1982 Katherine Wallace, Texas Southern, 6.87	<u>MILE RELAY</u> 1981 Mississippi Valley (Harvellia Newsome, Vogel Newsome, Vanessa Cole, Carol Williams), 3:55.81 1982 Prairie View TX (Sheila Labome, Cynthia Bosie, Loretta Edwards, Easter Gabriel), 3:47.23
<u>60-YARD HURDLES</u> 1981 Linda Weekly, Texas Southern, 7.79 1982 Linda Weekly, Texas Southern, 7.96	<u>TWO-MILE RELAY</u> 1981 Jackson State MS (Donna Bean, Gina Smith, Brenda Owens, Radium Jacobs), 9:30.49 1982 Texas Southern (Madonna Redd, Sandra Scott, Tawonna Thompson, Cheritta Jackson), 9:19.17
<u>440-YARD DASH</u> 1981 Yvonne Joseph, Jackson State MS, 57.96 1982 Loretta Edwards, Prairie View TX, 57.32	<u>DISTANCE MEDLEY RELAY</u> 1982 Texas Southern (Jeanice Gunner, Cheritta Jackson, Tawonna Thompson, Leslie Devereaux), 12:41.01
<u>600-YARD RUN</u> 1981 Radium Jacobs, Jackson State MS, 1:27.99 1982 Easter Gabriel, Prairie View TX, 1:23.97	<u>HIGH JUMP</u> 1981 Vivian Garner, Jackson State MS, 1.70 (5-7) 1982 Paula Benne, Mid-America Nazarene KS, 1.65 (5-5)
<u>880-YARD RUN</u> 1981 Donna Bean, Jackson State MS, 2:16.38 1982 Cathy Schmidt, Saginaw Valley MI, 2:18.95	<u>SHOT PUT</u> 1981 Karen Waddell, Prairie View TX, 14.23 (46-8 1/2) 1982 Karen Waddell, Prairie View TX, 14.58 (47-10 1/4)
<u>1,000-YARD RUN</u> 1981 Donna Bean, Jackson State MS, 2:40.36 1982 Cathy Schmidt, Saginaw Valley MI, 2:39.83	<u>LONG JUMP</u> 1981 Lori Risenhoover, Adams State CO, 5.66 (18-7) 1982 Thomasina Busch, Hampton Institute VA, 5.91 (19-4 3/4)
<u>MILE RUN</u> 1981 Kellie Benzow, Wisconsin-Parkside, 5:11.63 1982 Debbie Spino, Wisconsin-Parkside, 5:11.46	
<u>TWO-MILE RUN</u> 1981 Wendy Burman, Wisconsin-Parkside, 10:47.16 1982 Angie Piksusch, School of the Ozarks MO, 10:40.47	

MEN'S OUTDOOR TRACK & FIELD



31ST ANNUAL--1982 MEN'S DIVISION

TEAM STANDINGS

1. Abilene Christian TX	80	20. Arkansas-Monticello	10	38. Anderson IN	4
2. Azusa Pacific CA	64	Central Washington	10	Francis Marion SC	4
3. Pembroke State NC	44	Concordia NE	10	Hampton Institute VA	4
4. Mississippi Valley	40	Moorhead State MN	10	Linfield OR	4
5. Saginaw Valley State MI	39	Southern Colorado	10	Southern Arkansas	4
6. Prairie View TX	38	Spring Arbor MI	10	Southwestern KS	4
7. Pittsburg State KS	29	Wisconsin-Superior	10	Stephen F. Austin TX	4
8. Hamline MN	20	27. Manchester IN	9	Whitworth WA	4
9. Virginia State	19	Wisconsin-Parkside	9	Willamette OR	4
10. Texas A&I	18	29. Aquinas MI	8	47. Black Hills State SD	2
Wisconsin-LaCrosse	18	St. Thomas MN	8	Central State OK	2
12. Wayland Baptist TX	16	31. Adams State CO	7	Oklahoma Christian	2
13. St. Augustine's NC	15 1/2	Western Washington	7	50. Angelo State TX	1
14. East Texas State	14	33. Fort Hays State KS	6	Doane NE	1
Point Loma CA	14	Minot State ND	6	McMurry TX	1
Malone OH	14	Valley City ND	6	Oklahoma Baptist	1
17. Dordt IA	12	Western New Mexico	6	Southern Utah State	1
Western State CO	12	37. Midland Lutheran NE	5	West Virginia Wesleyan	1
19. Arkansas Tech	11			56. Tarleton State TX	1/2

INDIVIDUAL RESULTS

100-METER DASH

- Innocent Egbunike, Azusa Pacific CA, 10.32
- Darrell Green, Texas A&I, 10.37
- Aaron Lang, Pittsburg State KS, 10.55
- Don Humphreys, Malone OH, 10.57
- Sam Seale, Western State CO, 10.64
- Albert Lawrence, Abilene Christian TX, 10.70

200-METER DASH

- Darrell Green, Texas A&I, 20.84
- Innocent Egbunike, Azusa Pacific CA, 20.85
- Nathaniel Sloan, Mississippi Valley, 21.00
- Mark Witherspoon, Wisconsin-Parkside, 21.51
- Aaron Lang, Pittsburg State KS, 21.54
- Arthur Williams, Abilene Christian TX, 21.68

110-METER HIGH HURDLES

- Robert Thomas, Prairie View TX, 13.99
- Steve Parker, Abilene Christian TX, 14.00
- Robert Johnson, Wayland Baptist TX, 14.16
- Claudell Anderson, Stephen F. Austin TX, 14.34
- Chris Thelwell, St. Augustine's NC, 14.35
- Derrick King, Prairie View TX, 14.63

400-METER INTERMEDIATE HURDLES

- Ed Brown, Saginaw Valley MI, 50.36
- Thaddius Gamble, Prairie View TX, 51.41
- Darick Bradley, Pembroke State NC, 52.06
- Kelly Smith, Abilene Christian TX, 52.07
- Bryan McKinley, Prairie View TX, 52.10
- Thomas Hagen, Arkansas Tech, 52.19

400-METER DASH

- Eugene Sanders, Mississippi Valley, 46.02
- Nathaniel Sloan, Mississippi Valley, 46.37
- Kriss Brooks, Abilene Christian TX, 46.90
- Robert Brown, Hampton Institute VA, 47.41
- Ev Lales, Saginaw Valley MI, 47.64
- Raymond Panther, Virginia State, 47.83

800-METER RUN

- Joel Ngetich, Wayland Baptist TX, 1:47.77
- Anthony Callicut, Virginia State, 1:50.02
- Rick Brown, Saginaw Valley MI, 1:50.03
- Randy White, Francis Marion SC, 1:50.20
- Eric Pierce, Prairie View TX, 1:50.30
- Mel Trahan, Prairie View TX, 1:50.48

1500-METER RUN

- Mike Duran, Southern Colorado, 3:46.46
- Rob Schippers, Central Washington, 3:47.18
- Peter Graham, Adams State CO, 3:47.36
- Jeff Rahn, Whitworth WA, 3:47.59
- Zeke Rodriguez, Azusa Pacific CA, 3:47.99
- Charles Ceden, Central State OK, 3:48.11

5000-METER RUN

- Garry Henry, Pembroke State NC, 14:13.05
- Dave Finnestad, Malone OH, 14:25.82
- Paul Peterson, Saginaw Valley MI, 14:27.86
- Jerrold Wynia, Dordt IA, 14:31.08
- Dave Sederquist, Moorhead State MN, 14:34.10
- Sam Montoya, Adams State CO, 14:39.9

10,000-METER RUN

- Garry Henry, Pembroke State NC, 29:30.76
- Jerrold Wynia, Dordt IA, 29:46.43
- Arnie Falk, Valley City ND, 29:49.30
- Paul Peterson, Saginaw Valley MI, 29:56.48
- Ken Hunter, Black Hills SD, 30:09.19
- Hernando Hernandez, Southern Utah, 30:10.92

Steeplechase

- Kregg Einspahr, Concordia NE, 8:51.74
- Paul Voss, Wisconsin-LaCrosse, 9:06.41
- Scott Vanatta, Western State CO, 9:12.68
- Shawn Martin, Anderson IN, 9:22.55
- Scott Campbell, Malone OH, 9:22.55
- Kirby Herschberger, Manchester IN, 9:22.86

10,000-METER WALK

- Mel McGinnis, Spring Arbor MI, 45:09.69
- Fabian Knizacky, Aquinas MI, 46:17.46
- Tim Gifford, Wisconsin-LaCrosse, 46:46.8
- Tom Edwards, Wisconsin-Parkside, 47:32.6
- Torry Lingbloom, Western Washington, 48:33.0
- Will Dreischel, Wisconsin-Parkside, 49:08.70

Marathon

- Todd Sperling, Wisconsin-Superior, 2:21:38.53
- Joe Broze, St. Thomas MN, 2:22:14.02
- J.P. Worcester, Fort Hays State KS, 2:24:58.0
- Peter Dodd, Wisconsin-LaCrosse, 2:25:29.0
- Kris Mueller, Linfield OR, 2:25:47.0
- Greg McKinney, Oklahoma Baptist, 2:26:06.0

INDIVIDUAL RESULTS (cont'd.)

400-METER RELAY

1. Abilene Christian TX (Steve Parker, Tom Thompson Arthur Williams, Albert Lawrence), 40.03
2. Mississippi Valley (Nathaniel Lee, Nathaniel Sloan, Carlos Strickland, Eugene Sanders), 40.60
3. Pittsburg State KS (Clay VanHoose, Edgar McAnderson, Darryl Ramsey, Aaron Lang), 40.91
4. Azusa Pacific CA, 41.53
5. Pembroke State NC, 41.88
6. Central State OK, 42.13

4 X 400 RELAY

1. Saginaw Valley MI (Ev L alas, Rick Brown, Bill Olson, Ed Brown), 3:11.39
2. Mississippi Valley (Nathaniel Sloan, Carlos Strickland, Randolph Dixon, Eugene Sanders), 3:11.73
3. Pembroke State NC (Ben Major, Tony Reid, Darick Bradley, Bob Watts), 3:12.76
4. Prairie View TX, 3:13.09
5. Abilene Christian TX, 3:13.10
6. McMurry TX, 3:13.84

DISCUS

1. Roger Axelsson, Point Loma CA, 56.00 (183-9)
2. Paul Kendrick, Hamline MN, 53.30 (174-10)
3. J.R. Hanley, East Texas State, 52.60 (172-7)
4. David Simmons, Abilene Christian TX, 51.10 (167-8)
5. Jaqua Martin, Linfield OR, 49.96 (163-11)
6. Doug Barnett, Azusa Pacific CA, 49.48 (162-4)

LONG JUMP

1. Greg Johnson, Abilene Christian TX, 7.46 (24-5 1/2)
2. Thomas Hagen, Arkansas Tech, 7.30 (23-11 1/2)
3. Mose Kelly, St. Augustine's NC, 7.15 (23-5 1/2)
4. Sammy Epps, Southern Arkansas, 7.11 (23-4)
5. Tony Reid, Pembroke State NC, 7.06 (23-1 1/4)
6. Kevin Henning, Doane NE, 7.02 (23-1/2)

HIGH JUMP

1. Carl Garcia, Prairie View TX, 2.16 (7-1)
2. Bryan Richardson, Manchester IN, 2.11 (6-11)
3. Randy DeBuhr, Midland Lutheran NE, 2.11 (6-11)
Chris Murdock, Pittsburg State KS, 2.11 (6-11)
5. Joe Bob Wise, Arkansas Tech, 2.11 (6-11)
6. Greg Coats, St. Augustine's NC, 2.11 (6-11)
James Hawkins, Tarleton State TX, 2.11 (6-11)

HAMMER

1. Doug Barnett, Azusa Pacific CA, 68.84 (225-10)
2. Mike Barnett, Azusa Pacific CA, 54.92 (180-2)
3. Ron Ponciano, Azusa Pacific CA, 53.14 (174-4)
4. Rod Ritter, Western Washington, 52.70 (172-11)
5. Roger Axelsson, Point Loma CA, 52.64 (172-8)
6. John Wolitorsky, Azusa Pacific CA, 52.42 (172-0)

JAVELIN

1. Mike Barnett, Azusa Pacific CA, 77.94 (255-8)
2. Mark Waldera, Moorhead State MN, 71.66 (235-1)
3. Ed Boos, Minot State ND, 70.28 (230-7)
4. Steve Davis, Southwestern KS, 66.98 (219-9)
5. Dan Thommason, Pittsburg State KS, 66.58 (218-5)
6. Wayne Plympton, West Virginia Wesleyan, 65.50 (214-11)

POLE VAULT

1. Billy Olson, Abilene Christian TX, 5.56 (18-3)
2. Brad Pursley, Abilene Christian TX, 5.23 (17-2)
3. Dale Jenkins, Abilene Christian TX, 5.08 (16-8)
4. Bobby Williams, Abilene Christian TX, 4.93 (16-2)
5. Kurt Siebold, Oklahoma Christian, 4.93 (16-2)
6. David Elbers, Saginaw Valley MI, 4.80 (15-8)

TRIPLE JUMP

1. David McFadgen, Virginia State, 16.19 (53-1 1/2)
2. Charles Swindell, Pembroke State NC, 15.48 (50-9 1/2)
3. Dorant Bartlett, St. Augustine's NC, 14.77 (48-5 1/2)
4. Jerry Hollingshead, Western State CO, 14.63 (48-0)
5. Wayne Sweet, Central Washington, 14.58 (47-10)
6. Norman Mitchell, St. Augustine's NC, 14.56 (47-9 1/4)

SHOT PUT

1. Mike Manders, Hamline MN, 18.60 (61-1/4)
2. Mike Galagher, East Texas, 17.82 (58-5 1/2)
3. David Simmons, Abilene Christian TX, 17.50 (57-5)
4. Doug Barnett, Azusa Pacific CA, 17.15 (56-3 1/4)
5. Paul Kendrick, Hamline MN, 16.70 (54-9 1/2)
6. Byron Sawyer, Angelo State TX, 16.66 (54-8)

DECATHLON

1. Greg Culp, Arkansas-Monticello, 7304
2. Russ Jewett, Pittsburg State KS, 6956
3. Blake Harris, Western New Mexico, 6791
4. Greg Hansen, Willamette OR, 6770
5. Marty Honea, Point Loma CA, 6685
6. Blake Surina, Western Washington, 6678

NOTE: Top 6 individuals in each event and top 3 in each relay were named NAIA All-Americans

TEAM CHAMPIONSHIP RESULTS

<u>YEAR</u>	<u>SITE</u>	<u>CHAMPION</u>	<u>POINTS</u>	<u>RUNNER-UP</u>	<u>POINTS</u>
1952	Abilene, TX	Abilene Christian TX	74	San Diego State CA	45
1953	Abilene, TX	South Dakota State	48	Abilene Christian TX	42
1954	Abilene, TX	Abilene Christian TX	39	Texas Southern	33 3/4
1955	Abilene, TX	Abilene Christian TX	68	Emporia State KS	44
1956	San Diego, CA	Occidental CA	89 1/2	Abilene Christian TX	56
1957	San Diego, CA	Occidental CA	148 1/2	Abilene Christian TX	34
1958	San Diego, CA	Occidental CA	93	Winston-Salem State NC	62
1959	Sioux Falls, SD	Winston-Salem State NC	56	East Texas State	55
1960	Sioux Falls, SD	Winston-Salem State NC	58	East Texas State	45
1961	Sioux Falls, SD	Texas Southern	49	Tennessee State	47
1962	Sioux Falls, SD	Texas Southern	72 1/2	Emporia State KS	46
1963	Sioux Falls, SD	Maryland State	82	Nebraska-Omaha	33
1964	Sioux Falls, SD	Emporia State KS	60	North Carolina College	50
1965	Sioux Falls, SD	Southern-Baton Rouge LA	77	North Carolina College	40
1966	Sioux Falls, SD	Southern-Baton Rouge LA	92	Texas Southern	69
1967	Sioux Falls, SD	Southern-Baton Rouge LA	77	Texas Southern	63
1968	Billings, MT	Prairie View TX	47	Arkansas AM&N	45
1969	Billings, MT	Prairie View TX	69 1/2	Southern-Baton Rouge LA	68
1970	Billings, MT	Eastern Michigan	75	Texas Southern	50
1971	Billings, MT	Eastern Michigan	65	North Carolina Central	43

TEAM CHAMPIONSHIP RESULTS (cont'd.)

<u>YEAR</u>	<u>SITE</u>	<u>CHAMPION</u>	<u>POINTS</u>	<u>RUNNER-UP</u>	<u>POINTS</u>
1972	Billings, MT	North Carolina Central	68	Dallas Baptist TX	51
1973	Arkadelphia, AR	Texas Southern	61	Eastern New Mexico	55
1974	Arkadelphia, AR	Eastern New Mexico	67	Southern California	58
1975	Arkadelphia, AR	Southeastern Louisiana	68	Eastern New Mexico	63
1976	Arkadelphia, AR	Eastern New Mexico	56	Northwestern Louisiana	52
1977	Arkadelphia, AR	Jackson State MS	56	Adams State CO	31
1978	Abilene, TX	Texas Southern	67	Adams State CO	42
1979	Abilene, TX	Texas Southern	87	Abilene Christian TX	53
1980	Abilene, TX	Mississippi Valley	66	Abilene Christian TX	61
1981	Houston, TX	Mississippi Valley	62	Texas Southern	59
1982	Charleston, WV	Abilene Christian TX	80	Azusa Pacific CA	64

ALL-TIME TEAM CHAMPIONSHIPS

Texas Southern	5	Eastern New Mexico	2	Jackson State MS	1
Abilene Christian TX	4	Mississippi Valley	2	Maryland State	1
Occidental CA	3	Prairie View TX	2	North Carolina Central	1
Southern-Baton Rouge LA	3	Winston-Salem NC	2	South Dakota State	1
Eastern Michigan	2	Emporia State KS	1	Southeastern Louisiana	1

ALL-TIME INDIVIDUAL CHAMPIONSHIPS

Texas Southern	40	Morgan State MD	5	Oregon College	3
Southern-Baton Rouge LA	30	Northeast Louisiana	5	Point Loma CA	3
Abilene Christian TX	25	St. Cloud State MN	5	Washburn KS	3
Prairie View TX	23	U.S. International CA	5	West Texas State	3
North Carolina Central	21	Westmont CA	5	Alcorn State MS	2
Emporia State KS	20	Willamette OR	5	Cameron OK	2
Eastern New Mexico	16	Nebraska-Omaha	4	Central Connecticut	2
Azusa Pacific CA	14	Pepperdine CA	4	Cumberland KY	2
Fort Hays State KS	14	Saginaw Valley MI	4	Fayetteville State NC	2
Eastern Washington	13	Simon Fraser CAN	4	Fresno Pacific CA	2
Angelo State TX	11	Southern California	4	Graceland IA	2
Occidental CA	11	Southern Oregon	4	Harding AR	2
Mississippi Valley State	9	Southeast Louisiana	4	Henderson State AR	2
Redlands CA	9	Southwest Texas State	4	Hillsdale MI	2
South Dakota State	9	Stephen F. Austin TX	4	Humboldt State CA	2
Wisconsin-Parkside	9	Texas A&I	4	Idaho State	2
East Texas State	8	Western Illinois	4	Malone OH	2
Eastern Michigan	8	Adams State CO	3	Oregon Tech	2
Jackson State MS	8	Arkansas AM&N	3	Ottawa KS	2
Oklahoma Christian	8	Arkansas Tech	3	Sam Houston State TX	2
Maryland State	7	Bethel KS	3	Seattle Pacific WA	2
Tennessee State	7	Concordia NE	3	Southwest Louisiana	2
Winston-Salem NC	7	Delta State MS	3	Texas College	2
Kearney State NE	6	Eastern Illinois	3	Texas Western	2
McMurry TX	6	Fisk TN	3	Virginia State	2
Pacific Lutheran WA	6	Florida A&M	3	Wayland Baptist TX	2
Pembroke State NC	6	Grambling LA	3	Western Washington	2
Whitworth WA	6	Lamar Tech TX	3	Whittier CA	2
Biola CA	5	Lincoln MO	3	William Jewell MO	2
Howard Payne TX	5	Mankato State MN	3	Wisconsin-Stevens Point	2
		Oklahoma Baptist	3		

The following institutions each have had one championship: Adelphi NY; Arizona State; Arkansas-Monticello; Arkansas Teachers; Aquinas MI; Baptist SC; Bemidji State MN; Bethany KS; Boston State MA; Cal Poly-SLO; Chicago State IL; Dillard LA; Doane NE; East Tennessee State; Edinboro State PA; Ferris State MI; George Fox OR; Hamline MN; Illinois Normal; Indiana PA; John Brown AR; Johnson C. Smith NC; Kentucky State; LaVerne CA; Langston OK; Linfield OR; Loras IA; Luther IA; Marymount KS; McPherson KS; Monmouth NJ; Morehouse GA; North Dakota State; North Texas State; Northern Arizona; Northern Illinois; Northern Michigan; Northwest Nazarene ID; Northwestern IA; Northwood Institute MI; Panhandle State OK; Pasadena CA; Pittsburg State KS; Portland State OR; School of the Ozarks MO; Southern Colorado; Southwestern KS; Spring Arbor MI; Sul Ross TX; Tarleton State TX; Taylor IN; Troy State AL; Wayne State NE; Whitman WA; Wisconsin-Eau Claire; Wisconsin-LaCrosse; Wisconsin-River Falls; Wisconsin-Superior.

INDIVIDUAL CHAMPIONSHIPS, One Year

FIVE TITLES

Southern-Baton Rouge LA, 1966
Prairie View TX, 1969
North Carolina Central, 1972

FOUR TITLES

Occidental CA, 1957
Texas Southern, 1962, 1967

FOUR TITLES (cont'd.)

Maryland State, 1963
North Carolina College, 1964
Southern-Baton Rouge LA, 1965
Eastern New Mexico, 1974, 1976
Southern California College, 1974
Southeastern Louisiana, 1975
Jackson State MS, 1977

MOST INDIVIDUAL TITLES, One Year

Three Titles

Ralph Boston Tennessee State, 1971 (110-meter hurdles, long jump, triple jump)

MOST INDIVIDUAL TITLES, Career

Seven Titles

Mike Boit, Eastern New Mexico (880-yard run, 1973; mile run, 1974; 3-mile run, 1974; 1500-meter run, 1975-76; 800-meter run, 1975-76)

Six Titles

Bobby Morrow, Abilene Christian TX (100-yard dash, 1955-57; 100-meter dash, 1956; 220-yard dash, 1955-57; 200-meter dash, 1956)
Joshua Owusu, Angelo State TX (triple jump, 1971-73-74; long jump, 1971-72-74)

Five Titles

Ralph Boston, Tennessee State (long jump, 1960-61; triple jump, 1961; 110-meter hurdles, 1960; 120-yard high hurdles, 1961)
John Camien, Emporia State KS (mile run, 1962-63-65; 1500-meter run, 1964; 5,000 meter run, 1964)

Five Titles (cont'd.)

Van Nelson, St. Cloud MN (mile run, 1966; 6-mile run, 1967; 10,000 meter run, 1968; 3-mile run, 1966-67)
Russell Rogers, Maryland State (440-yard hurdles, 1961-62-63; 120-yard high hurdles, 1962-63)

Four Titles

David Ellis, Eastern Michigan (5,000 meter run, 1968; 3-mile run, 1969; 6-mile run, 1969-71)
Garry Henry, Pembroke State NC (5,000 meter run, 1978-82; 10,000 meter run, 1978-82)
Rodney Milburn, Southern-Baton Rouge LA (120-yard high hurdles, 1970-71-73; 110-meter hurdles, 1972)
Billy Olson, Abilene Christian TX (pole vault, 1978-79-80-82)
Palmer Retzlaff, South Dakota State (shot put, 1952-53; discus, 1952-53)
Norman Tate, North Carolina College (triple jump, 1964-65; long jump, 1964-65)
Billy Tidwell, Emporia State KS (880-yard run, 1955; 800-meter run, 1956; mile run, 1955; 1500 meter run, 1956)
Vic White, Eastern Washington (high jump, 1978-79; triple jump, 1978-80)

REPEAT CHAMPIONS

Four-Time

John Camien, Emporia State KS (mile run, 1962-63-64-65)
Rodney Milburn, Southern-Baton Rouge LA (120 high hurdles, 1970-71-82*-73)

Three-Time

Mike Barnett, Azusa Pacific CA (javelin, 1980-81-82)
Mike Boit, Eastern New Mexico (mile run, 1974-75; 1500 meter run 1976)
Walden Curry, Delta State MS (high jump, 1971-72-73)
Kregg Einspahr, Concordia NE (steeplechase, 1980-81-82)
John Fromm, Pacific Lutheran WA (javelin, 1956-57-58)
Jim Heiring, Wisconsin-Parkside (10,000 meter walk, 1975-76-77)
Charles Holding, East Texas State (high jump, 1952-53-54)

Three-Time (cont'd.)

Bobby Morrow, Abilene Christian TX (100 yard dash, 1955-56*-57; 220-yard dash, 1955-56*-57)
John Muthama, Bethel KS (3 mile run, 1975; 3,000 meter run, 1976-77)
Billie Olson, Abilene Christian TX (pole vault, 1978-79-80)
Jerry Proctor, Redlands CA (long jump, 1968-69-70)
Russell Rogers, Maryland State (440 hurdles, 1961-62-63)
Edwin Roberts, North Carolina College (220-yard dash (1964*-65-66)
Evans White, Prairie View TX (800-meter run, 1977-78-79)
Harold Willers, Simon Fraser CAN (hammer, 1978-79-80)
Carl Williams, Abilene Christian TX (long jump, 1977-78-79)

*Event run at metric distance in Olympic year

HERBERT B. MARETT
OUTSTANDING PERFORMER AWARD

1952	Palmer Retzlaff, South Dakota State	1968	Oliver Ford, Southern-Baton Rouge LA
1953	Ron Chadwick, Eastern Washington	1969	Oliver Ford, Southern-Baton Rouge LA
1954	Bobby Morrow, Abilene Christian TX	1970	Rex Maddaford, Eastern New Mexico
1955	Bobby Morrow, Abilene Christian TX	1971	Rod Milburn, Southern-Baton Rouge LA
1956	Elias Gilbert, Winston-Salem NC	1972	Larry Black, North Carolina Central
1957	Francis Washington, Winston-Salem NC	1973	Tommy Fulton, Texas Southern
1958	Elias Gilbert, Winston Salem NC	1974	Joshua Owusu, Angelo State TX
1959	Ralph Boston, Tennessee State	1975	Mike Boit, Eastern New Mexico
1960	Ralph Boston, Tennessee State	1976	Mike Boit, Eastern New Mexico
1961	Russ Rogers, Maryland State	1977	Earl Thomas, Jackson State MS
1962	Russ Rogers, Maryland State	1978	Frank Gross, Adams State CO
1963	John Camien, Emporia State KS	1979	Fred Taylor, Texas Southern
1964	Norman Tate, North Carolina Central	1980	Charles Pickens, Mississippi Valley
1965	Theron Lewis, Southern-Baton Rouge LA	1981	Doug Barnett, Azusa Pacific CA
1966	Van Nelson, St. Cloud MN	1982	Darrell Green, Texas A&I
1967	Jim Hines, Texas Southern		

COACHES-OF-THE-YEAR

1965 Dick Hill, Southern-Baton Rouge LA	1974 Dave Bethany, Texas Southern
1966 Stan Wright, Texas Southern	1975 Bill Silverberg, Eastern New Mexico
1967 Bob Cole, Southwestern Louisiana	1976 Bill Silverberg, Eastern New Mexico
1968 Charlie Foster, Kearney State NE	1977 Joe Vigil, Adams State CO
1969 Hoover Wright, Prairie View TX	1978 Don Hood, Abilene Christian TX
1970 Hoover Wright, Prairie View TX	1979 Alex Francis, Fort Hays State KS
1971 Bob Parks, Eastern Michigan	1980 Marvin Mardock, Azusa Pacific CA
1972 LeRoy Walker, North Carolina Central	1981 Jack Hazen, Malone OH
1973 Dave Bethany, Texas Southern	1982 Terry Franson, Azusa Pacific CA

NATIONAL MEET RECORDS

* Electronic
+ Hand

	<u>METERS</u>	
<u>100-Meter Dash</u>		<u>110-Meter Hurdles</u>
* Innocent Egbunike, Azusa Pacific CA, 1982	10.32	* Steve Parker, Abilene Christian TX, 1982
+ Oliver Ford, Southern-Baton Rouge LA, 1968	10.0	+ Rodney Milburn, Southern-Baton Rouge LA, 1972
		13.5
<u>200-METER DASH</u>		<u>400-Meter Hurdles</u>
* Darrell Green, Texas A&I, 1982	20.84	* Ed Brown, Saginaw Valley MI, 1981
+ Larry Black, North Carolina Central, 1972	20.0	
		50.17
<u>400-Meter Dash</u>		<u>3,000-Meter Steeplechase</u>
* Eugene Sanders, Mississippi Valley, 1981	45.38	* Kregg Einspahr, Concordia NE, 1981
		+ John Kebiro, Eastern New Mexico, 1976
		8:45.69
<u>800-Meter Run</u>		8:45.6
* Evans White, Prairie View TX, 1979	1:47.02	<u>10,000-Meter Walk</u>
		* Ray Sharp, Wisconsin-Parkside, 1981
<u>1500-Meter Run</u>		43:31.23
* Mike Boit, Eastern New Mexico, 1976	3:44.88	<u>400-Meter Relay</u>
		* Abilene Christian, 1982
<u>5000-Meter Run</u>		40.03
* John Muthama, Bethel KS, 1976	14:04.44	<u>4 X 400 Relay</u>
		* Mississippi Valley State, 1981
<u>10,000-Meter Run</u>		3:05.40
* Garry Henry, Pembroke State NC	29:30.76	<u>Marathon</u>
		+ Todd Sperling, Wisconsin-Superior, 1981
		2:21.38.53
	<u>YARDS</u>	<u>120-Yard High Hurdles</u>
<u>100-Yard Dash</u>		+ Charles Foster, North Carolina Central, 1974
+ Bob Hayes, Florida A&M, 1961 (p);	9.3	13.4
+ Ernest Haynes, Texas A&I, 1969 (p);		<u>440-Yard Hurdles</u>
+ Willie McGee, Alcorn State MS, 1970		+ Corey Bouyer, Ferris State MI, 1970
		50.9
<u>220-Yard Dash</u>		<u>Two-Mile Walk</u>
+ Jimmy Hines, Texas Southern, 1967	20.3	+ Jim Bean, Oregon College, 1973
		14:30.0
<u>440-Yard Dash</u>		<u>440-Yard Relay</u>
+ Theron Lewis, Southern-Baton Rouge LA, 1966	45.2	* Southeastern Louisiana (Gregg Lawrence, Isiah Douglas, Wayne Harby, Ralph Smith), 1975
		40.05
<u>880-Yard Run</u>		+ North Carolina Central (Charles Foster, Jeff Horsley, Larry Black, Julius Sang), 1972
* Mike Boit, Eastern New Mexico, 1973	1:47.7	39.5
		<u>Mile Relay</u>
<u>Mile Run</u>		* Jackson State MS (Dennis Ducksworth, Alvin Jackson, Rickey Myles, Earl Thomas), 1977
+ Tommy Fulton, Texas Southern, 1973	3:57.8	3:07.82
		+ North Carolina Central (Melvin Bassett, Robert Ouko, Julius Sang, Larry Black), 1972
<u>Three-Mile Run</u>		3:04.8
+ Van Nelson, St. Cloud State MN, 1967	13:29.7	
<u>Six-Mile Run</u>		
+ Phillip Ndo, Eastern New Mexico, 1974	27:56.9	

FIELD EVENTS

<u>Long Jump</u> Joshua Owusu, Angelo State TX 1974	8.09(26-6½)	<u>Discus</u> Frank Gross, Adams State CO, 1978	60.48(198-5)
<u>Triple Jump</u> Cary Tyler, Biola CA, 1981	16.32(53-6½)	<u>Javelin Throw</u> Mike Barnett, Azusa Pacific CA, 1982	77.94(255-8)
<u>High Jump</u> Bruce Beckel, Wisconsin-River Falls, 1980	2.18(7-2)	<u>Hammer Throw</u> Doug Barnett, Azusa Pacific CA, 1982	68.84 (225-10)
<u>Pole Vault</u> Billy Olson, Abilene Christian TX 1982	5.56(18-3)	<u>Decathlon</u> Jeff Bennett, Oklahoma Christian, 1969	7551
<u>Shot Put</u> Frank Gross, Adams State CO, 1978	19.23 (63-1)		

Decathlon Event Records

100 meters--10.5 Gary Hill, Oklahoma Christian, 1972	Pole vault--4.59 (15-1), Jeff Bennett, Oklahoma Christian, 1970; (15.1), Alan Stahlecker, Adams State CO, 1981
400 meters--48.0, Jim Wooding, Indiana PA, 1977	Shot put--16.04 (52-7 3/4) Ron Jensen, Willamette OR, 1970
1500 meters--4:16.9, Doug Larson, Whitworth WA, 1981	Discus--47.30 (155-2) Harland Yriarte, Southern Oregon, 1969
110 meter hurdles--14.1 Gary Wise, Azusa Pacific CA, 1979	Javelin--68.84 (225-10) Ed Buck, George Fox OR, 1975
High Jump--2.10 (6-10 3/4), Neville Leverett, Angelo State TX, 1981	
Long jump--7.36 (24-1 3/4) Jack Wiley, Western New Mexico, 1978	

ALL-TIME INDIVIDUAL CHAMPIONS

<u>100-Meter Dash</u>	<u>200-Meter Dash</u>
1952 Bransford Watson, Texas College, 9.9*	1952 Bransford Watson, Texas College, 21.7*
1953 Ted Bush, Texas Southern, 9.6*	1953 Ted Bush, Texas Southern, 21.4*
1954 Ralph Aldredge, Texas Southern, 9.6*	1954 Ralph Aldredge, Texas Southern, 21.4*
1955 Bobby Morrow, Abilene Christian TX, 9.1*w	1955 Bobby Morrow, Abilene Christian TX, 20.9*
1956 Bobby Morrow, Abilene Christian TX, 10.3	1956 Bobby Morrow, Abilene Christian TX, 20.8
1957 Bobby Morrow, Abilene Christian TX, 9.5*	1957 Bobby Morrow, Abilene Christian TX, 21.1*
1958 Bobby Gordon, Morgan State MD, 9.5*	1958 Rex Ressler, Emporia State KS, 21.5*
1959 Paul Winder, Morgan State MD, 9.9*	1959 Sidney Garton, East Texas State, 21.3*
1960 John Moon, Tennessee State, 10.5	1960 Stone Johnson, Grambling LA, 21.2
1961 Bob Hayes, Florida A&M, 9.5*	1961 Bob Hayes, Florida A&M, 21.0*
1962 Roger Sayers, Nebraska-Omaha, 9.5*	1962 Homer Jones, Texas Southern, 21.0*
1963 Roger Sayers, Nebraska-Omaha, 9.5*	1963 Roger Sayers, Nebraska-Omaha, 21.3*
1964 Bob Hayes, Florida A&M, 10.2	1964 Edwin Roberts, North Carolina College, 20.9
1965 George Anderson, Southern-Baton Rouge LA, 9.4*	1965 Edwin Roberts, North Carolina College, 20.5*
1966 Jim Hines, Texas Southern, 9.5*	1966 Edwin Roberts, North Carolina College, 20.6*
1967 Jim Hines, Texas Southern, 9.6*	1967 Jim Hines, Texas Southern, 20.3*
1968 Oliver Ford, Southern-Baton Rouge LA, 10.0	1968 Andrew Hopkins, Stephen F. Austin TX, 20.9
1969 Oliver Ford, Southern-Baton Rouge LA, 9.5*	1969 Oliver Ford, Southern-Baton Rouge LA, 20.5*
1970 Robert Taylor, Texas Southern, 9.4*	1970 Willie Polk, Texas Southern, 20.6*
1971 Willie McGee, Alcorn State MS, 9.3*	1971 Larry Black, North Carolina Central, 20.4*
1972 Jean Louis Ravelomanantsoa, Westmont CA, 10.1	1972 Larry Black, North Carolina Central, 20.0
1973 Kofi Okyir, Angelo State TX, 9.5*	1973 Tom Reid, Baptist SC, 20.7*
1974 James Gilkes, Fisk TN, 9.4*	1974 James Gilkes, Fisk TN, 20.6*
1975 Ralph Smith, Southeastern Louisiana, 9.67*	1975 Ralph Smith, Southeastern Louisiana, 21.15*
1976 James Wooten, Fayetteville State NC, 10.54	1976 James Wooten, Fayetteville State NC, 20.99
1977 Earl Thomas, Jackson State MS, 10.53	1977 Wylie Turner, Angelo State TX, 21.17
1978 Nate Johnson, Hillsdale MI, 10.372w	1978 Larry Kimble, Texas Southern, 21.23
1979 Dennis Trott, Jackson State MS, 10.0w	1979 Charles Pickens, Mississippi Valley, 20.6w
1980 Ellison Portis, Angelo State TX, 10.15w	1980 Charles Pickens, Mississippi Valley, 20.77w
1981 Larry White, Mississippi Valley, 10.63	1981 Darrell Green, Texas A&I, 21.42
1982 Innocent Egbinike, Azusa Pacific CA, 10.32	1982 Darrell Green, Texas A&I, 20.84

*100 yards

*220 yards

400-Meter Dash

1952 George Adrian, Abilene Christian TX, 47.8*
1953 George Adrian, Abilene Christian TX, 47.9*
1954 Henry Thompson, Emporia State KS, 49.1*
1955 Bob Perkins, Lincoln MO, 48.6*
1956 Bob Perkins, Lincoln MO, 47.4
1957 Bob McMurray, Morgan State MD, 46.7*
1958 John Zetzman, Occidental CA, 47.4*
1959 Nick Ellis, Morgan State MD, 46.8*
1960 William Miller, Southern-Baton Rouge LA, 47.0*
1961 Walter Johnson, North Carolina College, 46.3*

800-Meter Run

1952 Leslie Fambrough, Howard Payne TX, 1:53.7*
1953 Ben Moring, Seattle Pacific WA, 1:54.1*
1954 Ben Moring, Seattle Pacific WA, 1:53.3*
1955 Billy Tidwell, Emporia State KS, 1:53.7*
1956 Billy Tidwell, Emporia State KS, 1:49.1
1957 Larry Wray, Occidental CA, 1:51.9*
1958 Ted Nelson, Mankato State MN, 1:51.8*
1959 Bert Ohlander, Western Illinois, 1:52.5*
1960 Ted Nelson, Mankato State MN, 1:49.7
1961 Major Adams, Texas Southern, 1:50.8*

400-Meter Dash (cont'd.)

1962 Ray Saddler, Texas Southern, 49.6*
1963 Lester Milburn, Texas Southern 46.7*
1964 Don Owens, Grambling LA, 46.6
1965 Theron Lewis, Southern-Baton Rouge LA, 46.6*
1966 Theron Lewis, Southern-Baton Rouge LA, 45.2*
1967 Vince Matthews, Johnson C. Smith NC, 45.4*
1968 Hal Francis, Arkansas AM&N, 45.6
1969 Fred Newhouse, Prairie View TX, 46.6*
1970 Fred Newhouse, Prairie View TX, 46.4*
1971 Alvin Dotson, Prairie View TX, 46.4*
1972 James Redd, Southern-Baton Rouge LA, 45.8
1973 Bobby Coleman, Stephen F. Austin TX, 46.5*
1974 Mike Singletary, Southern California C., 46.3*
1975 Ronald Ray, North Carolina Central, 46.04
1976 Charles Oliver, Troy State AL, 45.74
1977 Dennis Ducksworth, Jackson State MS, 46.67
1978 Fred Taylor, Texas Southern, 46.90
1979 Fred Taylor, Texas Southern, 45.4
1980 Kevin Jones, Northwood Institute MI, 45.74
1981 Eugene Sanders, Mississippi Valley, 45.38
1982 Eugene Sanders, Mississippi Valley, 46.02

* 440 yards

1500-Meter Run

1952 Javier Montez, Texas Western, 4:13.4*
1953 Russell Nash, South Dakota State, 4:23.7*
1954 Jack Pearson, South Dakota State, 4:20.1*
1955 Billy Tidwell, Emporia State KS, 4:14.2*
1956 Billy Tidwell, Emporia State KS, 3:51.3
1957 Ty Hadley, Occidental CA, 4:09.4*
1958 Dan Ryan, Western Illinois, 4:10.6*
1959 Paul Whiteley, Emporia State KS, 4:11.2*
1960 Gonazlo Javier, Emporia State KS, 3:52.8
1961 Bill Kozar, Western Illinois, 4:13.2*
1962 John Camien, Emporia State KS, 4:09.7*
1963 John Camien, Emporia State KS, 4:04.3*
1964 John Camien, Emporia State KS, 3:48.3*
1965 John Camien, Emporia State KS, 4:10.1*
1966 Van Nelson, St. Cloud State MN, 4:09.5*
1967 John Mason, Fort Hays State KS, 4:07.3*
1968 John Mason, Fort Hays State KS, 3:46.5
1969 Dennis Savage, Westmont CA, 4:06.8*
1970 Dennis Savage, Westmont CA, 4:05.2*
1971 Bob Maplestone, Eastern Washington, 4:06.7*
1972 Bob Maplestone, Eastern Washington, 3:45.9
1973 Tommy Fulton, Texas Southern, 3:57.8*
1974 Mike Boit, Eastern New Mexico, 4:02.2*
1975 Mike Boit, Eastern New Mexico, 4:04.30
1976 Mike Boit, Eastern New Mexico, 3:44.88
1977 Scott McMillian, Adams State CO, 3:45.47
1978 Steve Hills, Northwest Nazarene ID, 3:45.13
1979 Jeff Moody, Pembroke State NC, 3:50.1
1980 Michael Watson, Jackson State MS, 3:46.86
1981 Michael Watson, Jackson State MS, 3:47.44
1982 Mike Duran, Southern Colorado, 3:46.46

* One-Mile run

10,000-Meter Run

1967 Van Nelson, St. Cloud State MN, 28:51.9*
1968 Van Nelson, St. Cloud State MN, 30:58.2
1969 David Ellis, Eastern Michigan, 30:10.4*
1970 Rex Maddaford, Eastern New Mexico, 29:47.5*
1971 David Ellis, Eastern Michigan, 29:45.8*
1972 David Antognoli, Edinboro State PA, 30:07.7
1973 Peter Fredericksson, U.S. International CA, 28:42.2*
1974 Phillip Ndo, Eastern New Mexico, 27:56.9*
1975 Lucian Rosa, Wisconsin-Parkside, 28:25.51*
1976 Chuck Korte, Loras IA, 29:46.4
1977 Duane Whitmire, Azusa Pacific CA, 30:07.55
1978 Garry Henry, Pembroke State NC, 30:22.18
1979 Sammy Maritim, Azusa Pacific CA, 30:01.09

800-Meter Run (cont'd.)

1962 Gerald Cound, Arkansas Teachers, 1:51.3*
1963 Gary Wilson, Oklahoma Baptist, 1:51.4*
1964 Gary Wilson, Oklahoma Baptist, 1:49.5
1965 Willie McCoy, Alcorn State MS, 1:52.5*
1966 George Hunt, Texas Southern, 1:48.6*
1967 Robert Johnson, Southern-Baton Rouge LA, 1:50.1
1968 Earl Goldman, Arkansas AM&N, 1:48.6
1969 Felix Johnson, Prairie View TX, 1:50.3*
1970 Musa Dogonyaro, Biola CA, 1:50.9*
1971 Musa Dogonyaro, Biola CA, 1:50.7*
1972 Robert Ouko, North Carolina Central, 1:48.5
1973 Mike Boit, Eastern New Mexico, 1:47.7*
1974 Ray Geter, Prairie View TX, 1:48.5*
1975 Mike Boit, Eastern New Mexico, 1:48.01
1976 Mike Boit, Eastern New Mexico, 1:47.71
1977 Evans White, Prairie View TX, 1:47.39
1978 Evans White, Prairie View TX, 1:47.77
1979 Evans White, prairie View TX, 1:47.02
1980 Herman Sanders, Mississippi Valley, 1:48.53
1981 Joel Ngetich, Wayland Baptist TX, 1:47.76
1982 Joel Ngetich, Wayland Baptist TX, 1:47.77

* 880 yards

5000-Meter Run

1952 Javier Montez, Texas Western, 9:24.8+
1953 Allen Feist, Fort Hays State KS, 9:47.6+
1954 Clayton Scott, Kearney State NE, 9:36.3+
1955 Clayton Scott, Kearney State NE, 9:28.4+
1956 Dave Peterson, South Dakota State, 15:12.6
1957 John Kerr, Occidental CA, 9:19.5+
1958 Don Sheppard, Howard Payne TX, 9:05.5+
1959 Paul Whiteley, Emporia State KS, 9:06.0+
1960 Ian Stewart, Lamar Tech TX, 14:51.3
1971 Ian Stewart, Lamar Tech TX, 14:18.7*
1962 Jim Keefe, Central Connecticut, 14:11.4*
1963 Jim Keefe, Central Connecticut, 14:01.3*
1964 John Camien, Emporia State KS, 14:25.0
1965 Lloyd Burson, Western New Mexico, 13:45.8*
1966 Van Nelson, St. Cloud State MN, 13:51.0*
1967 Van Nelson, St. Cloud State MN, 13:29.7*
1968 David Ellis, Eastern Michigan, 14:25.5
1969 David Ellis, Eastern Michigan, 13:55.2*
1970 Rex Maddaford, Eastern New Mexico, 13:56.3*
1971 Gordon Minty, Eastern Michigan, 13:46.3*
1972 Tommy Fulton, Texas Southern, 14:35.8
1973 Tommy Fulton, Texas Southern, 13:33.3*
1974 Mike Boit, Eastern New Mexico, 13:35.5*
1975 John Muthama, Bethel KS, 13:40.47
1976 John Muthama, Bethel KS, 14:04.44
1977 John Muthama, Bethel KS, 14:08.46
1978 Garry Henry, Pembroke State NC, 14:23.25
1979 Sammy Maritim, Azusa Pacific CA, 14:24.6
1980 Sammy Maritim, Azusa Pacific CA, 14:34.19
1981 Dave Finnestad, Malone OH, 14:33.80
1982 Garry Henry, Pembroke State NC, 14:13.05

* 3-Mile run

110-Meter Hurdles

1952 Herb Herndon, Prairie View TX, 14.6*
1953 Willie Stevens, Tennessee State, 14.3*
1954 Ron Chadwick, Eastern Washington, 14.3*
1955 Dean Benson, Willamette OR, 14.2*
1956 Lee Calhoun, North Carolina College, 14.0
1957 Lee Calhoun, North Carolina College, 13.6*
1958 Elias Gilbert, Winston-Salem State NC, 13.6*
1959 Elias Gilbert, Winston-Salem State NC, 14.6*
1960 Ralph Boston, Tennessee State, 14.1
1961 Ralph Boston, Tennessee State, 13.7*
1962 Russell Rogers, Maryland State, 14.2*
1963 Russell Rogers, Maryland State, 13.7*
1964 Roger Morgan, Northeastern Louisiana, 14.4
1965 Roger Morgan, Northeastern Louisiana, 14.0*

10,000-Meter Run (cont'd.)

1980 Tim Schmid, William Jewell MO, 30:05.86
 1981 Gordon Sanders, Hillsdale MI, 29:50.07
 1982 Garry Henry, Pembroke State NC, 29:30.76

* 6-Mile run

400-Meter Hurdles

1952 Burl McCoy, Abilene Christian TX, 55.6
 1953 Bill Johnson, Pepperdine CA, 53.9
 1954 Truman Medders, Panhandle State OK, 53.4
 1955 Bob Gerdeman, Nebraska-Omaha, 53.3
 1956 Jack Shopshire, Abilene Christian TX, 53.7*
 1957 Dave Klicker, Whitman WA, 53.1*
 1958 Francis Washington, Winston-Salem St. NC, 51.5*
 1959 Elias Gilbert, Winston-Salem State NC, 53.6*
 1960 Dick Watson, Texas A&I, 51.7
 1961 Russell Rogers, Maryland State, 52.6*
 1962 Russell Rogers, Maryland State, 51.9*
 1963 Russell Rogers, Maryland State, 51.5*
 1964 Andrew McCray, North Carolina College, 51.4
 1965 David Bonds, McMurry TX, 53.2*
 1966 Robert Burles, Willamette OR, 53.7*
 1967 Jess Ball, Prairie View TX, 51.0*
 1968 Jeff Bennett, Oklahoma Christian, 51.3
 1969 Jesse Ball, Prairie View TX, 51.8*
 1970 Corey Bouyer, Ferris State MI, 50.9*
 1971 T. C. Minor, Prairie View TX, 51.1*
 1972 Melvin Bassett, North Carolina Central, 50.5
 1973 Doug Odell, Occidental CA, 51.2*
 1974 Carl Stevenson, Southern-Baton Rouge LA, 51.6*
 1975 Doug Odell, Occidental CA, 51.24
 1976 Charles Whigham, Texas Southern, 50.45
 1977 Ronnie Gainey, Angelo State TX, 51.71
 1978 James McCraney, Southern-Baton Rouge LA, 52.14
 1979 James Baldwin, Texas Southern, 51.3
 1980 James Baldwin, Texas Southern, 50.48
 1981 Ed Brown, Saginaw Valley MI, 50.96
 1982 Ed Brown, Saginaw Valley MI, 50.36

Two Mile Walk

1973 Jim Bean, Oregon College, 14:30.0

3000-Meter Walk

1972 Steve Tyrer, Oregon College, 13:30.5

10,000 Meter Walk

1974 Carl Swift, Azusa Pacific CA, 49:18.5
 1975 Jim Heiring, Wisconsin-Parkside, 47:40.2
 1976 Jim Heiring, Wisconsin-Parkside, 47:25.44
 1977 Jim Heiring, Wisconsin-Parkside, 44:41.99
 1978 Chris Hansen, Wisconsin-Parkside, 46:19.46
 1979 John Van Den Brandt, Wisconsin-Parkside, 47:29.7
 1980 Jeff Ellis, Wisconsin-Stevens Point, 47:35.1
 1981 Ray Sharp, Wisconsin-Parkside, 43:31.23
 1982 Mel McGinnis, Spring Arbor MI, 45:09.69

Long Jump

1952 Don Covey, North Texas State, 22-9 1/2
 1953 Don Freichs, Mankato State MN, 23-7 3/8
 1954 Wilbur Wilson, Virginia State, 24-8 5/8
 1955 Ray White, Eastern Illinois, 23-11 3/4
 1956 Jim Howard, Dillard LA, 24-2 1/2
 1957 Jim Gamble, Prairie View TX, 24-9
 1958 Jim Baird, East Texas State, 24-4 3/4
 1959 Jim Baird, East Texas State, 25-3 1/4
 1960 Ralph Boston, Tennessee State, 25-7 1/4
 1961 Ralph Boston, Tennessee State, 25-6 1/2
 1962 Bill Miller, McMurry TX, 24-2 3/4
 1963 Bill Miller, McMurry TX, 26-2 3/4
 1964 Norman Tate, North Carolina College, 24-2 3/4
 1965 Norman Tate, North Carolina College, 24-2 3/4
 1966 Dickie Gray, Oklahoma Christian, 24-2 3/4
 1967 Freddie Fox, McMurry TX, 24-0 3/4
 1968 Jerry Proctor, Redlands CA, 26-1 1/2w
 1969 Jerry Proctor, Redlands CA, 25-6 3/4
 1970 Jerry Proctor, Redlands CA, 25-8 1/4
 1971 Joshua Owusu, Angelo State TX, 25-6
 1972 Joshua Owusu, Angelo State TX, 25-6 1/2

110-Meter Hurdles (cont'd.)

1966 Willie Davenport, Southern-Baton Rouge LA, 13.6
 1967 Willie Davenport, Southern-Baton Rouge LA, 13.5
 1968 Gerald Cerulla, Eastern Michigan, 13.7
 1969 Bob Daniels, Texas A&I, 13.9*
 1970 Rodney Milburn, Southern-Baton Rouge LA, 13.7*
 1971 Rodney Milburn, Southern-Baton Rouge LA, 13.0w*
 1972 Rodney Milburn, Southern-Baton Rouge LA, 13.5
 1973 Rodney Milburn, Southern-Baton Rouge LA, 13.6*
 1974 Charles Foster, North Carolina Central, 13.4*
 1975 Charles Foster, North Carolina Central, 13.71
 1976 Louis Pike, Henderson State AR, 14.03
 1977 Louis Pike, Henderson State AR, 13.92
 1978 James McCraney, Southern-Baton Rouge LA, 13.70w
 1979 Joseph Curtis, Chicago State IL, 14.1w
 1980 Steve Parker, Abilene Christian TX, 13.84w
 1981 Steve Parker, Abilene Christian TX, 13.95
 1982 Robert Thomas, Prairie View TX, 13.99

3000 Meter Steeplechase

1957 Kent Osborne, East Tennessee State, 9:46.8
 1958 Godfrey Matthews, Winston-Salem NC, 9:50.
 1959 Tom O'Riordan, Idaho State, 10:06.5
 1960 Don Tretheway, Western Washington, 9:35.2
 1961 Odduar Helgeson, North Dakota State, 9:22.8
 1962 Hylke Van der Wal, Kearney State NE, 9:33.8
 1963 Phil Lorenc, Western Illinois, 9:29.7
 1964 Ireland Sloan, Emporia State KS, 9:09.1
 1965 Donald Lakin, Fort Hays State KS, 9:24.5
 1966 Cliff Clark, Harding AR, 9:17.0
 1967 John Mason, Fort Hays State KS, 9:01.0
 1968 Pat McMahon, Oklahoma Baptist, 9:26.7
 1969 Phil Captain, Taylor IN, 9:25.6
 1970 Larbi Oukada, Fort Hays State KS, 9:18.2
 1971 David McLeland, Fort Hays State KS, 9:30.8
 1972 Jim Birnbaum, Fort Hays State KS, 9:16.0
 1973 Rex Maddaford, Eastern New Mexico, 8:46.1
 1974 Phillip Ndoo, Eastern New Mexico, 8:50.7
 1975 Tom Boitt, Eastern New Mexico, 8:51.5
 1976 John Kebero, Eastern New Mexico, 8:45.6
 1977 John Kebero, Eastern New Mexico, 8:47.50
 1978 Kelly Jensen, Southern Oregon, 8:47.49
 1979 Steve Blikstad, George Fox OR, 9:09.9
 1980 Gregg Einspahr, Concordia NE, 8:58.4
 1981 Gregg Einspahr, Concordia NE, 8:45.69
 1982 Gregg Einspahr, Concordia NE, 8:51.74

Marathon

1972 Wayne Frongello, Boston State MA, 2:41:13.4
 1973 Lucian Rosa, Wisconsin-Parkside, 2:26:01.5
 1974 Lucian Rosa, Wisconsin-Parkside, 2:22:54.2
 1975 Roger Vann, John Brown AR, 2:29:14.0
 1976 Dave Elger, Wisconsin-Stevens Point, 2:28:07.4
 1977 Tim Terrill, Saginaw Valley MI, 2:25:19.0
 1978 Tom Antczak, Wisconsin-LaCrosse, 2:22:26.49
 1979 Brian Haugh, Marymount KS, 2:26:01.0
 1980 Bill Langhout, Wisconsin-Eau Claire, 2:30:33.30
 1981 Karl Neidermeier, Fort Hays State KS, 2:29:52.2
 1982 Todd Sperling, Wisconsin-Superior, 2:21:38.53

Triple Jump

1959 Godfrey Moore, Winston-Salem St. NC, 48-2 1/4
 1960 Godfrey Moore, Winston-Salem St. NC, 47-5
 1961 Ralph Boston, Tennessee State, 48-10 3/4
 1962 Arthur Walker, Morehouse GA, 48-0 1/2
 1963 Charlie Mays, Maryland State, 47-8 3/4
 1964 Norman Tate, North Carolina College, 51-9
 1965 Norman Tate, North Carolina College, 49-0
 1966 Willie Owens, Southern-Baton Rouge LA, 47-4 1/4
 1967 John Craft, Eastern Illinois, 49-2 1/2
 1968 Henry Granger, Pittsburg State KS, 49-0 1/2
 1969 John Craft, Eastern Illinois, 52-2 1/2w
 1970 Don Warren, Northeastern Louisiana, 51-2
 1971 Joshua Owusu, Angelo State TX, 50-9 1/4
 1972 Marvin Hill, Southern-Baton Rouge LA, 50-11 3/4
 1973 Joshua Owusu, Angelo State TX, 53-0
 1974 Joshua Owusu, Angelo State TX, 52-10 1/2
 1975 Moise Pomaney, Howard Payne TX, 52-7

Long Jump (cont'd.)

1973 David Boyd, Fisk TN, 25-3 1/4
 1974 Joshua Owusu, Angelo State TX, 26-6 1/2
 1975 Moise Pomaney, Howard Payne TX, 24-9
 1976 Jesse Beard, School of Ozarks MO, 7.59 (24-11)
 1977 Carl Williams, Abilene Christian TX, 7.62 (25-0)
 1978 Carl Williams, Abilene Christian TX, 8.26 (27-1 1/4)w
 1979 Carl Williams, Abilene Christian TX, 8.08 (26-6 1/4)w
 1980 Carl Hanns, Cumberland KY, 7.71 (25-3 1/2)
 1981 Britt Courville, Texas Southern, 7.88 (25-10 1/4)
 1982 Greg Johnson, Abilene Christian TX, 7.46 (24-5 1/2)

High Jump

1952 Charles Holding, East Texas State, 6-6
 1953 Charles Holding, East Texas State, 6-9 3/4
 1954 Charles Holding, East Texas State, 6-8
 Art Carder, Washburn KS, 6-8
 1955 Floyd Smith, Northern Illinois, 6-8
 1956 Bob Parksdale, Morgan State MD, 6-3 3/4
 1957 Bob Sims, Pepperdine CA, 6-7 1/2
 1958 Sam Gulley, Whitworth WA, 6-5 1/8
 1959 William Wrage, Bemidji State MN, 6-8
 1960 Charles Lewis, Grambling LA, 6-7
 Ken Ashley, Willamette OR, 6-7
 1961 Ken Ashley, Willamette OR, 6-9
 1962 Hans Albertson, Pacific Lutheran WA, 6-8
 1963 Ken Ashley, Willamette OR, 6-8
 1964 Bill Summers, William Jewell MO, 6-8
 1965 Lloyd Higgins, Pasadena CA, 6-8 1/2
 1966 John Hartfield, Texas Southern, 6-10 1/4
 1967 John Hartfield, Texas Southern, 7-0
 1968 Nick Martinez, Northern Arizona, 6-10
 1969 Fernando Abugattas, Northwestern IA, 7-0 1/2
 1970 Jim Sobieszcyk, Kearney State NE, 7-0
 1971 Walden Curry, Delta State MS, 7-0
 1972 Walden Curry, Delta State MS, 7-0
 1973 Walden Curry, Delta State MS, 7-0
 1974 Jack Causey, Southern California C., 6-9
 1975 Steve Celson, Harding AR, 6-11
 1976 Greg Mitchell, Eastern Washington, 2.13 (7-0)
 1977 Mike Cooper, Cumberland KY, 2.08 (6-10)
 1978 Vic White, Eastern Washington, 2.13 (6-10)
 1979 Vic White, Eastern Washington, 2.17 (7-1 1/2)
 1980 Bruce Beckel, Wisconsin-River Falls, 2.18 (7-2)
 1981 Joe Wise, Arkansas Tech, 2.15 (7-0 3/4)
 1982 Carl Garcia, Prairie View TX, 2.16 (7-1)

Shot Put

1952 Palmer Retzlaff, South Dakota State, 48-9 7/8
 1953 Palmer Retzlaff, South Dakota State, 50-8 1/2
 1954 Virgil Elwess, Pepperdine CA, 52-8
 1955 Ray Burrus, West Texas State, 51-7 3/4
 1956 Ray Burrus, West Texas State, 53-11
 1957 Gerald Blansitt, East Texas State, 50-2
 Bill Lutjens, South Dakota State, 50-2
 1958 Glen Johnson, Occidental CA, 53-7
 1959 Dick Verdon, Redlands CA, 54-5 1/2
 1960 Dick Verdon, Redlands CA, 54-2 1/2
 1961 Tony Conkle, LaVerne CA, 55-7 1/2
 1962 Dick Jackson, Southern-Baton Rouge LA, 54-7 3/4
 1963 David Price, U.S. International CA, 59-4 1/2
 1964 Lee Johnson, Redlands CA, 58-5
 1965 David Price, U.S. International CA, 62-9 3/4
 1966 Lee Johnson, Redlands CA, 57-0
 1967 Al Feuerbach, Emporia State KS, 46-2 1/4
 1968 James Bagby, Prairie View TX, 57-7
 1969 James Bagby, Prairie View TX, 55-11 3/4
 1970 Al Feuerbach, Emporia State KS, 61-4 3/4
 1971 Erich Hardaway, Sul Ross State TX, 58-8 3/4
 1972 Doyle Kenady, Oregon College, 57-7 1/2
 1973 Sid Gilzow, Southwest Texas State, 58-1 1/2
 1974 Don Tutti, Southern California C., 59-0 1/2
 1975 Tommy Claerner, Howard Payne TX, 58-7 3/4
 1976 Jim Howard, Westmont CA, 17.15 (56-3 1/4)
 1977 Paul White, Arkansas Tech, 18.57 (60-11 1/2)
 1978 Frank Gross, Adams State CO, 19.23 (63-1)
 1979 Paul White, Arkansas Tech, 18.56 (60-10 3/4)

Triple Jump (cont'd.)

1976 J. O. Amoah, Eastern New Mexico, 15.52 (50-11)
 1977 Moise Pomaney, Howard Payne TX, 15.65 (51-4 1/4)
 1978 Vic White, Eastern Washington, 15.35 (50-4 1/4)
 1979 Cary Tyler, Biola CA, 16.45 (53.11 3/4)w
 1980 Vic White, Eastern Washington, 16.05 (52-8)
 1981 Cary Tyler, Biola CA, 16.32 (53-6 1/2)
 1982 David McFadgen, Virginia State, 16.19 (53-1 1/2)

Pole Vault

1952 Paul Faulkner, Abilene Christian TX, 13-6
 1953 Jim Montgomery, Fort Hays State KS, 13-3
 1954 Bob Ferguson, Pepperdine CA, 13-9 7/8
 1955 Dick Utter, Emporia State KS, 13-10 1/4
 1956 Bob Gutowski, Occidental CA, 14-8 1/4
 1957 Bob Gutowski, Occidental CA, 14-7
 1958 Bobby McBride, Southwest Texas State, 14-0 1/2
 Ed Crouch, Occidental CA, 14-0 1/2
 Dick Moultrie, Whitworth WA, 14-0 1/2
 1959 Bob Oden, Emporia State KS, 13-7
 1960 Bob Oden, Emporia State KS, 14-0 1/4
 Roger Biffle, Humboldt State CA, 14-0 1/4
 1961 Nick Nash, Lamar Tech TX, 13-6 1/2
 Marlin Lawrence, Kearney State NE, 13-6 1/2
 William Colbert, Whittier CA, 13-6 1/2
 1962 Kent Bauer, Fort Hays State KS, 14-1
 1963 John Pennel, Northeastern Louisiana, 15-1
 1964 Charles Lorenz, Sam Houston State TX, 15-0
 1965 Frank Lacina, Sam Houston State TX, 15-0
 1966 Wayne Wilson, Eastern Washington, 15-4
 1967 Dennis Dukesherer, Kearney State NE, 15-5 3/4
 1968 Larry Ashley, Northeastern Louisiana, 16-0 1/4
 1969 Curt Hisaw, Eastern Washington, 16-1 1/4
 1970 Curt Hisaw, Eastern Washington, 16-3 3/4
 1971 Rickey Parris, McMurry TX, 16-4
 1972 Rickey Parris, McMurry TX, 16-0
 1973 Steve Hardison, Fresno Pacific CA, 16-6 1/4
 1974 Gary Grubb, Fort Hays State KS, 15-6
 1975 Douglas Sparks, Southwest Texas State, 15-8
 1976 Douglas Sparks, Southwest Texas State, 4.92
 (16-2)
 1977 Rick Cotton, Doane NE, 4.98 (16-4)
 1978 Billy Olson, Abilene Christian TX, 5.05 (16.7)
 1979 Billy Olson, Abilene Christian TX, 5.35
 (17-6 3/4)
 1980 Billy Olson, Abilene Christian TX, 5.53 (18-2)
 1981 Brad Pursley, Abilene Christian TX, 5.26 (17-3)
 1982 Billy Olson, Abilene Christian TX, 5.56 (18-3)

Discus

1952 Palmer Retzlaff, South Dakota State, 148-3
 1953 Palmer Retzlaff, South Dakota State, 194-11 3/4
 1954 Art Piper, Luther IA, 151-11 3/8
 1955 Ray Burrus, West Texas State, 163-3 3/8
 1956 Kelly Hester, Occidental CA, 165-10 1/2
 1957 Ron Anderson, McPherson KS, 167-5
 1958 George Kom, Idaho State, 164-3 1/2
 1959 Bill Hook, Humboldt State CA, 155-3 1/2
 1960 Fred Shaffer, Whitworth WA, 167-0 1/2
 1961 Fred Shaffer, Whitworth WA, 185-3 1/2
 1962 Curt Harper, Northern Michigan, 173-1 1/2
 1963 Stan Sanders, Whittier CA, 181-4 1/2
 1964 Willie Dixon, Langston OK, 173-0 1/2
 1965 Stan McDonald, Lincoln MO, 167-7
 1966 Lee Johnson, Redlands CA, 173-3
 1967 Curtis Irvin, Texas Southern, 170-5
 1968 Phillip Gary, Kentucky State, 161-2
 1969 Dave Hale, Ottawa KS, 171-5
 1970 Jerry Schwinkendorf, Eastern Washington, 177-7
 1971 Bengt Nilsson, U.S. International CA, 170-2
 1972 Jim Neugent, Oklahoma Christian, 178-8
 1973 Bengt Nilsson, U.S. International CA, 181-3
 1974 Robert Kuhn, Fort Hays State KS, 174-8
 1975 Mark Smith, Pacific Lutheran WA, 177-1
 1976 Jim Howard, Westmont CA, 55.02 (180-5 1/2)
 1977 Charles Shipman, Pembroke State NC, 57.68 (189-3)
 1978 Frank Gross, Adams State CO, 60.48 (198-5)

Shot Put (cont'd.)

1980 Harold Ledet, Angelo State TX, 18.58 (60-11 1/2)
 1981 Bob Urey, Malone OH, 18.32 (60-1 1/4)
 1982 Mike Manders, Hamline MN, 18.60 (61-1/4)

Javelin

1952 Dick Herber, Arizona State, 214-3 1/2
 1953 Bob Eudeikis, Illinois Normal, 197-1 3/4
 1954 Halil Ziraman, California Poly-SLO, 210-8
 1955 George Lyles, Southwestern Louisiana, 210-11 7/8
 1956 John Fromm, Pacific Lutheran WA, 228-6
 1957 John Fromm, Pacific Lutheran WA, 243-11
 1958 John Fromm, Pacific Lutheran WA, 251-8
 1959 Bob Denson, Washburn KS, 239-7
 1960 Bob Denson, Washburn KS, 233-0
 1961 Chuch Wilkinson, Redlands CA, 233-7 1/2
 1962 Steve Curtnice, Portland State OR, 217-11
 1963 A. G. Boley, Southwestern KS, 232-5 1/2
 1964 Verner Lagesson, Pacific Lutheran WA, 225-9 1/2
 1965 Dennis Ellis, Southern Oregon, 216-2
 1966 Gary Berentsen, Southern Oregon, 231-7
 1967 Louis Lenfant, Southwestern Louisiana, 235-5
 1968 Dave VanderGriend, Western Washington, 238-4
 1969 Frank Brugasser, Wayne State NE, 242-3
 1970 Drew Stevick, Whitworth WA, 241-6
 1971 Bob Winn, Ottawa KS, 240-5
 1972 Tony Grant, Oregon Tech, 237-7
 1973 John Elliott, Indiana PA, 244-9
 1974 Jim Feeney, Southern California C., 236-10
 1975 Tony Grant, Oregon Tech, 242-6
 1976 Tom Badgley, Eastern Washington, 72.48 (237-10)
 1977 Dale Grant, Southern Oregon, 72.22 (236-11 1/2)
 1978 Jim Whitcomb, Bethany KS, 67104 (219-11)
 1979 Gary Sechrist, Fort Hays State KS, 70.64 (231-9)
 1980 Mike Barnett, Azusa Pacific CA, 73.88 (242-5)
 1981 Mike Barnett, Azusa Pacific CA, 77.92 (255-8)
 1982 Mike Barnett, Azusa Pacific CA, 77.92 (255-8)

400-Meter Relay

1963 Texas Southern (Overton Williams, Charles Wright, T.J. Bell, Lester Milburn), 41.7*
 1964 Southern-Baton Rouge (Henry Brown, Peter King, James Guy, George Anderson), 40.4*
 1965 Southern-Baton Rouge (Harvey Nairn, Karl hartfield, Webster Johnson, George Anderson), 41.2*
 1966 Southern-Baton Rouge (Harvey Nairn, Grundy Harris, Webster Johnson, George Anderson), 39.9*
 1967 Southern-Baton Rouge (Willie Davenport, Grundy Harris, Oliver Ford, William Miller), 40.0*
 1968 Stephen F. Austin (Andrew Hopkins, Henry Malone, Bill Cramer, Doug Moore), 40.1*
 1969 Southern-Baton Rouge (Robert Collins, Oliver Ford, Bernard Austin, Ira Collins), 40.4*
 1970 Texas Southern (Ronald Washington, Willie Polk, Ernest Williams, Robert Taylor), 40.0*
 1971 North Carolina Central (Melvin Bassett, Ron Draper, Jerry Monroe, Larry Black), 40.4*
 1972 North Carolina Central (Charles Foster, Jeff Horsley, Larry Black, Julius Sang), 39.5*
 1973 Texas Southern (Amos Sumpter, Ernest Pough, Robert Taylor, Eddie Snow), 40.2*
 1974 Texas Southern (Amos Sumpter, Ernest Pough, Robert Taylor, Ainsley Armstrong), 39.8*
 1975 Southeastern Louisiana (Gregg Lawrence, Isiah Douglas, Wayne Hardy, Ralph Smith), 40.05*
 1976 Mississippi Valley (Dyral Robinson, General Reeves, Edward Wilson, Thomas Mailard), 41.12*
 1977 Jackson State MS (Tomnie Dennis, Earl Thomas, Alfred McCullough, Dennis Trott), 40.64*
 1978 Texas Southern (Larry Kimbles, Ricky Moxey, Fred Taylor, Kenneth Williams), 40.83*
 1979 Jackson State (Isadore Johnson, Dennis Trott, Gregory Rasdale, Morris Jackson), 40.1*
 1980 Mississippi Valley (Fredrick Johnson, Larry White, Reginald Williamson, Charles Pickens), 40.22*

Discus (cont'd.)

1979 John Turton, Fresno-Pacific CA, 53.76 (176-4 1/2)
 1980 Martin Guerrero, Abilene Christian TX, 59.62 (195-7)
 1981 Martin Guerrero, Abilene Christian TX, 59.84 (196-4)
 1982 Roger Axelsson, Point Loma CA, 56.00 (183-9)

Hammer Throw

1968 August Zilincar, Monmouth NJ, 196-7
 1969 Jack Panzica, Adelphi NY, 186-3
 1970 John Smiley, Eastern Michigan, 162-8
 1971 John Smiley, Eastern Michigan, 167-3
 1972 Jim Neugent, Oklahoma Christian, 194-4
 1973 Murry Keating, Simon Fraser CAN, 200-11
 1974 Tom Carr, Aquinas MI, 164-4
 1975 Rusty Price, Southeastern Louisiana, 170-9
 1976 Ken Brown, Biola CA, 52.30 (171-7)
 1977 Danny Neugent, Oklahoma Christian, 52.18 (171-3)
 1978 Harold Willers, Simon Fraser CAN, 55.55 (181-11)
 1979 Harold Willers, Simon Fraser CAN, 59.94 (196-8)
 1980 Harold Willers, Simon Fraser CAN, 59.56 (195-5)
 1981 Doug Barnett, Azusa Pacific CA, 62.60 (205-4)
 1982 Doug Barnett, Azusa Pacific CA, 68.84 (225-10)

Decathlon

1969 Jeff Bennett, Oklahoma Christian, 7551
 1970 Jeff Bennett, Oklahoma Christian, 7304
 1971 Bruce Jenner, Graceland IA, 7407
 1972 Gary Hill, Oklahoma Christian, 7538
 1973 David Bahr, Graceland IA, 7011
 1974 James Herron, Cameron OK, 6939
 1975 James Herron, Cameron OK, 7086
 1976 Bruce Kupersmith, Azusa Pacific CA, 7179
 1977 Bill Waters, Point Loma CA, 7365
 1978 Bill Waters, Point Loma CA, 7288
 1979 Gary Wise, Azusa Pacific CA, 7461
 1980 Gary Wise, Azusa Pacific CA, 7331
 1981 Doug Larson, Whitworth WA, 7516
 1982 Greg Culp, Arkansas-Monticello, 7304

4 X 400 Relay

1963 Maryland State (Ed Skinner, Russell Rogers, Charlie Mays, Earl Rogers), 3:13.5*
 1964 East Texas State (Bridges Ballowe, R.L. Lasater, Ronnie McNeil, Morris Kyser), 3:16.5*
 1965 Southern-Baton Rouge (Robert Johnson, Anthony Gates, Everett Mason, Theron Lewis), 3:09.3*
 1966 Southern-Baton Rouge (Darrow Dodson, Anthony Gates, Robert Johnson, Theron Lewis), 3:10.7*
 1967 Arkansas AM&N (Walter Smith, Henry Smothers, Harold Francis, Elbert Stinson), 3:05.4*
 1968 Prairie View A&M (Fred Newhouse, Alvin Dotson, Felix Johnson, Thurman Boggess), 3:06.5*
 1969 Prairie View A&M (T.C. Minor, Fred Newhouse, Jesse Ball, Felix Johnson), 3:10.2*
 1970 Prairie View A&M (J.B. Haggerty, Fred Newhouse, Hise Austin, T. C. Minor), 3:10.0*
 1971 Prairie View A&M (T.C. Minor, Cornell Evans, Alvin Dotson, Roy Geter), 3:10.2*
 1972 North Carolina Central (Melvin Bassett, Robert Ouko, Julius Sang, Larry Black), 3:04.8
 1973 Stephen F. Austin (Dan Mayes, Rick Britain, Bobby Coleman, Charles McManus), 3:08.9*
 1974 Prairie View A&M (Johnson Fields, Cornell Evans, John Barrett, Ray Geter), 3:12.2*
 1975 Texas Southern (James Taylor, Maxvea Tolen, Ernest Pough, Robert Taylor), 3:08.12*
 1976 Linfield OR (Keith Lazelle, Stew Minors, Randy Carter, Carl Shaw), 3:11.60*
 1977 Jackson State MS (Dennis Duckworth, Alvin Jackson, Rickey Myles, Earl Thomas), 3:07.82*
 1978 Prairie View A&M (Clifford Terrell, Joe Johnson, Evans White, James Hunt), 3:10.11*

400-Meter Relay (cont'd.)

1981 Texas Southern (Michael Nettles, Sertero Burnett
Franklin Williams, Rickey Moxey), 40.10
1982 Abilene Christian (Steve Parker, Tom Thompson,
Arthur Williams, Albert Lawrence), 40.03


*440 yards

4 X 400 Relay

1979 Texas Southern (Clifton Perry, Michael Joseph,
Robert Bullard, Fred Taylor), 3:07.2*
1980 Texas Southern (Michael Joseph, Kenneth
Williams, Robert Bullard, Tyrone Cross), 3:07.2*
1981 Mississippi Valley (Nathaniel Sloan, Eugene
Sanders, Randy Dixon, Larry White), 3:05.40
1982 Saginaw Valley State (Ev Lalas, Rick Brown,
Bill Olson, Ed Brown), 3:11.39

* Mile relay

**WOMEN'S OUTDOOR
TRACK & FIELD**



2ND ANNUAL - 1982 WOMEN'S DIVISION

TEAM SCORING

1. Prairie View TX	117	13. Wayne State NE	12	24. Panhandle State OK	4
2. Adams State CO	73	Azusa Pacific CA	12	Concordia NE	4
3. St. Augustine's NC	68	15. Southern Colorado	10	26. Marymount KS	3
4. Saginaw Valley MI	39	Taylor IN	10	27. Southern Utah State	2
5. Hampton Institute VA	33	Wisconsin-Parkside	10	Point Loma CA	2
6. Western Washington	31	18. Texas A&I	8	Missouri Valley	2
7. Midland Lutheran NE	23	Northern State SD	8	Westminster MO	2
Berry GA	23	Fort Hays State KS	8	Wiley TX	2
9. Mississippi Valley	20	21. Missouri Southern	6	32. Hillsdale MI	1
10. School of the Ozarks MO	16	22. Kearney State NE	5	Arkansas College	1
11. Virginia State	14	Simon Fraser Can	5	Bethel KS	1
12. Emporia State KS	13				

INDIVIDUAL RESULTS

100-METER DASH

- Casandra Graham, Prairie View TX, 11.82
- Antionette Gilbert, St. Augustine's NC, 11.86
- Shelia Labone, Prairie View TX, 12.06
- Renita Dingle, Virginia State, 12.17
- Denise Daye, St. Augustine's NC, 12.20
- Cathy Donald, Panhandle State OK, 12.23

200-METER DASH

- Casandra Graham, Prairie View TX, 24.03
- Shelia Labone, Prairie View TX, 24.38
- Antionette Gilbert, St. Augustine's NC, 24.65
- Lori Risenhoover, Adams State CO, 24.80
- Renita Dingle, Virginia State, 24.98
- Kathy Donald, Panhandle State OK, 25.01

400-METER DASH

- Easter Gabriel, Prairie View TX, 52.53
- Loretta Edwards, Prairie View TX, 53.49
- Carol Williams, Mississippi Valley, 54.55
- Sheila Ingram, St. Augustine's NC, 54.95
- Delores Stewart, Westminster MO, 55.69
- Ossie Gilmore, Wiley TX, 57.42

800-METER RUN

- Denise Day, Midland NE, 2:12.61
- Mary Sedall, Adams State CO, 2:13.84
- Cheryl Phares, Emporia State KS, 2:15.52
- Sue Robinson, Western Washington, 2:16.28
- Colleen Booms, Saginaw Valley MI, 2:16.94
- Lee Ann Yanik, Saginaw Valley MI, 2:19.70

1500 METER RUN

- Debbie Spino, Wisconsin-Parkside, 4:35.47
- Marilyn Thibodeau, Western Washington, 4:39.16
- Colleen Booms, Saginaw Valley MI, 4:41.52
- Janet Lee, Wayne State NE, 4:43.26
- Marilyn Martin, Point Loma CA, 4:45.17
- Diane Marshall, Arkansas College, 4:47.02

3000-METER RUN

- Mary Jaqua, Adams State CO, 10:04.15
- Cindy Campbell, Berry GA, 10:18.85
- Lucy Paine, Adams State CO, 10:26.32
- Kathy Bowman, Saginaw Valley MI, 10:29.1
- Cindy Reinhart, Saginaw Valley MI, 10:34.4
- Marilyn Thibodeau, Western Washington, 10:34.19

5000-METER RUN

- Mary Jaqua, Adams State CO, 16:56.97
- Angie Piksuschus, School of the Ozarks MO, 17:25.89
- Lisa Voegli, Northern State SD, 17:38:81
- Cindy Campbell, Berry GA, 17:41.38
- Cindy Reinhart, Saginaw Valley MI, 17:58.54
- Lucy Paine, Adams State CO, 18:01.92

100-METER HURDLES

- Thomasina Busch, Hampton Institute VA, 14.28
- Norma Bullock, Virginia State, 14.38
- Kelly Peterson, Wayne State NE, 14.54
- Loretta Jeffrey, Hampton Institute VA, 14.70
- Kari Kramme, Midland NE, 14.93
- Valerie Belevender, Saginaw Valley MI, 15.05

400-METER HURDLES

- Margaret Gamble, Prairie View TX, 59.30
- Valerie Belevender, Saginaw Valley MI, 1:02.02
- Lori Churchwell, Missouri Southern, 1:02.33
- Wendy Malich, Western Washington, 1:04.07
- Kathy Grimes, Missouri Valley, 1:04.39
- Michele Augustyn, Emporia State KS, 1:04.77

MARATHON

- Liz Garman, Azusa Pacific CA, 3:03.00.43
- Angie Piksuschus, School of the Ozarks MO, 3:04.31
- Sharon Foster, Adams State CO, 3:11.11
- Tracy Steele, Berry GA, 3:20.03
- Jackie Zerr, Marymount KS, 3:20.27
- K.C. Curran, Marymount KS, 3:22.12

4 X 100 METER RELAY

- Prairie View TX (Shelia Labome, Casandra Graham, Loretta Edwards, Easter Gabriel), 45.25
- St. Augustine's NC (Mary Gardin, Sheila Ingram, Antionette Gilbert, Denise Daye), 46.74
- Mississippi Valley (Rene Lloyd, Carol Williams, Coreine Pringle, Gwen Williams), 47.33
- Hampton Institute VA, 48.09
- Adams State CO, 48.14
- Hillsdale MI, 48.23

800-METER MEDLEY RELAY

- Prairie View TX (Lynn Gamble, Loretta Edwards, Casandra Graham, Easter Gabriel), 1:39.32
- St. Augustine's NC (Mary Gardin, Denise Daye, Antionette Gilbert, Sheila Ingram), 1:42.55
- Mississippi Valley (Rene Lloyd, Gwen Williams, Vogel Newsome, Carol Williams), 1:43.06
- Hampton Institute VA, 1:46.71
- Wayne State NE, 1:48.25
- Bethel KS, 1:49.22

4 X 400 METER RELAY

- Prairie View TX (Shelia Labome, Loretta Edwards, Lynn Gamble, Easter Gabriel), 3:37.82
- Adams State CO (Connie Calkin, Mary Sedall, Patt Babkiewich, Lori Risenhoover), 3:50.04
- St. Augustine's NC (Charlita Whitehead, Antionette Gilbert, Denisy Levy, Sheila Ingram), 3:50.62
- Saginaw Valley MI, 3:51.69
- Mississippi Valley, 3:52.94
- Wiley TX, 3:53.74

4 X 800 METER RELAY

- Midland NE (Cindy Lauer, Denise Day, Mary Drey, Edie Hessman), 9:08.67
- Saginaw Valley MI (Lee Ann Yanik, Virginia Belevender, Colleen Booms, Kelly Vasold), 9:18.35
- Emporia State KS (Kelley McCammon, Lesha Wood, Cheryl Phares, Cindy Edgerton), 9:23.71
- St. Augustine's NC, 9:35.87
- Northern State SD, 9:37.50
- Berry GA, 9:38.12

INDIVIDUAL RESULTS (cont'd.)

LONG JUMP

1. Yvonne Taylor, Southern Colorado, 5.85 (19-2 1/4)
2. Lori Risehoover, Adams State CO, 5.79 (19-0)
3. Margaret Gamble, Prairie View TX, 5.68 (18-7 3/4)
4. Val Pettiford, Berry GA, 5.60 (18-4 1/2)
5. Donna Larry, Western Washington, 5.59 (13-4)
6. Thomasina Busch, Hampton Institute VA, 5.53 (18 1 3/4)

HIGH JUMP

1. Lori Shepard, Taylor IN, 1.675 (5-6)
2. Kristy Dees, Western Washington, 1.675 (5-6)
3. Donna Kuhlneagal, Kearney State NE, 1.625 (5-4)
Tomi Hamner, Simon Fraser CAN, 1.625 (5-4)
5. Charmane Collins, Azusa Pacific CA, 1.625 (5-4)
6. Lark Durnell, Chadron State NE, 1.625 (5-4)

SHOT PUT

1. Karen Waddell, Prairie View TX, 14.36 (47-1 1/2)
2. Patricia Thomas, Prairie View TX, 13.52 (44-4 1/4)
3. Lynette Antoine, St. Augustine's NC, 13.42 (44-1/4)

SHOT PUT (cont'd.)

4. Cindy Young, Adams State CO, 13.16 (42-10 1/4)
5. Betsy SKibyak, Panhandle State OK, 12.94 (42-5 1/2)
6. Sue Maceroni, Saginaw Valley MI, 12.92 (42-4 3/4)

DISCUS

1. Lynette Antoine, St. Augustine's NC, 46.20 (151-)
2. Vandora Wilson, Fort Hays State KS 44.00 (144-4)
3. Cindy Young, Adams State CO, 43.10 (141-5)
4. Nancy Asche, Concordia NE, 41.96 (137-8)
5. Cindi Payne, Berry GA, 41.56 (136-4)
6. Karen Waddell, Prairie View TX, 41.52 (136-3)

JAVELIN

1. Carol Woodside, Hampton Institute VA, 44.38 (145-7)
2. Edye Lea, Texas A&I, 42.58 (139-8)
3. Janette Poitier, St Augustine's NC, 42.24 (138-7)
4. Joan Williamson, Western Washington, 41.86 (137-)
5. Lisa Bouwhuis, Southern Utah, 40.24 (132-0)
6. Janet Essmann, Midland NE, 40.22 (131-11)

Note: The top 6 individuals in each event and top 3 in each relay were named NAIA All-Americans

TEAM CHAMPIONSHIP RESULTS

YEAR	SITE	CHAMPION	POINTS	RUNNER-UP	POINTS
1981	Houston TX	Texas Southern	115 1/2	Prairie View TX	68
1982	Charleston, WV	Prairie View TX	117	Adams State CO	73

HERBERT B MARETT OUTSTANDING PERFORMER AWARD

- 1981 Wendy Burman, Wisconsin-Parkside
1982 Mary Jaqua, Adams State CO

COACHES-OF-THE-YEAR

- 1981 LaVerne Sweat, Hampton Institute VA
1982 Rocky Light, Adams State CO

NATIONAL MEET RECORDS

100-METER DASH

Casandra Graham, Prairie View TX, 1982 11.82

200-METER DASH

Angel Doyle, Southern LA, 1981 23.98

400-METER DASH

Easter Gabriel, Prairie View TX, 1982 52.53

800-METER RUN

Cheritta Jackson, Texas Southern, 1981 2:12.05

1500-METER RUN

Mary Damiani, Southern Utah State, 1981 4:32.35

3000-METER RUN

Mary Jaqua, Adams State CO, 1982 10:04.15

5000-METER RUN

Mary Jaqua, Adams State CO, 1982 16:56.97

100-METER HURDLES

Linda Weekly, Texas Southern, 1981 13.83

400-METER HURDLES

Margaret Gamble, Prairie View TX, 1982 59.30

MARATHON

Wendy Burman, Wisconsin-Parkside, 1981 2:59:44.10

4 X 100 METER RELAY

Prairie View TX (Shelia Labome, 45.25
Casandra Graham, Loretta Edwards, Easter
Gabriel), 1982

800 METER MEDLEY RELAY

Prairie View TX (Lynn Gamble, Loretta 1:39.32
Edwards, Casandra Graham, Easter
Gabriel), 1982

4 X 400 METER RELAY

Prairie View TX (Shelia Labome, Loretta 3:37.82
Edwards, Lynn Gamble, Easter Gabriel),
1982

4 X 800 METER RELAY

Texas Southern (Sandra Scott, Madonna 8:54.34
Redd, Towanna Thompson, Cheritta
Jackson), 1981

LONG JUMP

Cornelia Jackson, Jackson State MS 5.96 (19-6 3/4
1981

HIGH JUMP

Sybil Reddick, Texas Southern, 1981 1.79 (5-10 1/2)

SHOT PUT

Karen Waddell, Prairie View TX, 1982 14.36 (47-1 1/2)

DISCUS

Lynette Antoine, St. Augustine's NC,
1982 46.20 (151-7)

JAVELIN

Michael McCandless, Simon 44.88 (147-3)
Fraser CAN, 1981

ALL-TIME INDIVIDUAL CHAMPIONS

100-METER DASH

1981 Angel Doyle, Southern LA, 11.85
1982 Casandra Graham, Prairie View TX, 11.82

200-METER DASH

1981 Angel Doyle, Southern LA, 23.98
1982 Casandra Graham, Prairie View TX, 24.03

400-METER DASH

1981 Loretta Edwards, Prairie View TX, 54.38
1982 Easter Gabriel, Prairie View TX, 52.53

800-METER RUN

1981 Cheritta Jackson, Texas Southern, 2:12.05
1982 Denise Day, Midland NE, 2:12.61

1500-METER RUN

1981 Mary Damiani, Southern Utah, 4:32.35
1982 Debbie Spino, Wisconsin-Parkside, 4:35.47

3000-METER RUN

1981 Angie Piskusch, School of the Ozarks MO, 10:11.55
1982 Mary Jaqua, Adams State CO, 10:04.15

5000-METER RUN

1981 Wendy Burman, Wisconsin-Parkside, 17:03.77
1982 Mary Jaqua, Adams State CO, 16:56.97

100-METER HURDLES

1981 Linda Weekly, Texas Southern, 13.83
1982 Thomasina Busch, Hampton Institute VA, 14.28

400-METER HURDLES

1981 Felicia Durham, Southern LA, 1:00.47
1982 Margaret Gamble, Prairie View TX, 59.30

MARATHON

1981 Wendy Burman, Wisconsin-Parkside, 2:59:44.10
1982 Liz Garman, Azusa Pacific CA, 3:03:00.43

4 X 400 METER RELAY

1981 Texas Southern, (Earnestine Hanna, Sandra Scott,
Denise Cox, Cheritta Jackson), 3:40.24
1982 Prairie View TX (Shelia Labome, Loretta Edwards,
Lynn Gamble, Easter Gabriel), 3:37.82

4 X 100 METER RELAY

1981 Texas Southern (Donna Lazard, Cora Sherman,
Denise Cox, Linda Weekly), 45.41
1982 Prairie View TX, (Shelia Labome, Casandra
Graham, Loretta Edwards, Easter Gabriel), 45.25

800-METER MEDLEY RELAY

1981 Prairie View TX (Mary Ann Higgs, Loretta
Edwards, Shelia Labome, Easter Gabriel), 1:40.55
1982 Prairie View TX (Lynn Gamble, Loretta Edwards
Casandra Graham, Easter Gabriel), 1:39.32

4 X 800 METER RELAY

1981 Texas Southern (Sandra Scott, Madonna Redd,
Towanna Thompson, Cheritta Jackson), 8:54.34
1982 Midland NE (Cindy Lauer, Denise Day, Mary
Drey, Edie Hessman), 9:08.67

LONG JUMP

1981 Cornelia Jackson, Jackson State MS, 5.96
(19-6 3/4)
1982 Yvonne Taylor, Southern Colorado, 5.85 (19-2 1/4)

HIGH JUMP

1981 Sybil Reddick, Texas Southern, 1.79 (5-10 1/2)
1982 Lori Shepard, Taylor IN, 1.675 (5-6)

SHOT PUT

1981 Karen Waddell, Prairie View TX, 14.18 (46-6 1/4)
1982 Karen Waddell, Prairie View TX, 14.36 (47-1 1/2)


DISCUS

1981 Pam Schmott, Midland NE, 43.94 (144-2)
1982 Lynette Antoine, St. Augustine's NC, 46.20
151-7)

JAVELIN

1981 Michael McCandless, Simon Fraser CAN, 44.88
(147-3)
1982 Carol Woodside, Hampton Institute VA, 44.38
(145-7)

SOCCER



23rd ANNUAL - 1981 MEN'S DIVISION

Pool A

QUINCY IL 3 1 = 4
SANGAMON STATE IL 0 1 = 1

SANGAMON STATE IL 1 1 = 2
MIDWESTERN STATE TX 0 2 = 2

Q--Learned (Horas/Doner); 28:26
Q--Horas (Thomas); 31:30
Q--Duner (Lux); 37:24
S--Fantham (unassisted); 37:44
Q--Thomas (unassisted); 82:44

S--Gardiner (unassisted); 33:34
M--Canales (unassisted); 64:55
M--Aur (Ozomy); 67:05
S--Korbel (Gardiner); 74:41

QUINCY IL 0 3 = 3
MIDWESTERN STATE TX 0 0 = 0

Q--Duner (Horas); 17:01
Q--Duner (Thomas); 43:26
Q--Lux (unassisted); 78:00

Quincy advances with 2-0 record

Pool B

ALABAMA-HUNTSVILLE 2 3 = 5
BIOLA CA 1 1 = 2

INDIANA TECH 2 2 = 4
BIOLA CA 0 4 = 4

AH--Dachniwskyi (Illechukwu); 21:11
B--Wiebe (penalty); 25:48
AH--Dachniwskyi (unassisted); 32:11
AH--Dachniwskyi (Prazma); 53:26
AH--Akpan (Prazma); 67:57
AH--Prazma (Illechukwu); 78:42
B--Drake (Benbow); 82:00

IT--Naghdi (Jaderanipoor); 18:12
IT--Naghdi (Farmanara); 41:37
B--Drake (Benbow); 52:37
B--Barkley (Southerland); 61:40
B--Wyma (Benbow); 69:33
IT--Marcauley (Jaderanipoor); 71:32
B--Benbow(Drake); 82:42
IT--Ngayenga (unassisted); 86:55

ALABAMA-HUNTSVILLE 1 2 = 3
INDIANA TECH 0 0 = 0

AH--Dachniwskyi (Feigl); 29:20
AH--Murphy (unassisted); 76:35
AH--Schuler (unassisted); 77:10

Alabama-Huntsville advances with 2-0 record

Pool C

ROCKHURST MO 2 1 = 3
RUTGERS-CAMDEN NJ 0 0 = 0

KEENE STATE NH 2 3 = 5
RUTGERS-CAMDEN NJ 0 2 = 2

R-- D. Schubert (Dussold); 4:01
R--K. Schubert (unassisted); 12:30
R--Edwards (unassisted); 56:50

K--Wilson (unassisted); 2:10
K--Bourassa (unassisted); 24:14
K--Bourassa (unassisted); 46:45
R--Bille (Hortez); 49:52
K--McCully (Burassa); 61:33
R--Hortez (Rajkuma); 68:22
K--McGalie (Poirier, Wilson); 72:28

ROCKHURST MO 0 1 = 1
KEENE STATE NH 1 0 = 1

K--Morrill (McGahie/McCully); 23:00
R--Reh (Boehm); 67:00

Keene State advances on goal differential

Pool D

SIMON FRASER CAN 2 2 = 4
BERRY GA 0 1 = 1

ALDERSON-BROADDUS WV 3 2 = 5
BERRY GA 0 0 = 0

SF--Song (unassisted); 18:35
SF--Stewart (Mitchell); 33:31
SF--Soon (unassisted); 71:20
SF--Mitchell (Soon); 72:38
B--Centeh (Ovinonez); 86:39

AB--Clarke (Hutchison); 15:15
AB--Sweet (unassisted); 22:13
AB--Hutchison (unassisted); 44:55
AB--I. Day (penalty); 51:30
AB--Conquest (Brady); 63:31

SIMON FRASER CAN 0 1 = 1
ALDERSON-BROADDUS WV 0 1 = 1

SF--Stewart (unassisted); 58:30
AB--Hutchison (Sweet); 67:40

Alderson-Broadbus advances on goal differential

SEMIFINALS

ALDERSON-BROADDUS WV	0 2= 2	QUINCY IL	0 2= 2
KEENE STATE NH	1 0= 1	ALABAMA-HUNTSVILLE	0 0= 0

K--Morrill (Pangalos/McCully); 6:44
 AB-Sampsel (unassisted); 87:54
 AB-Hutchison (unassisted); 116:17

Q--Duner (unassisted); 79:34
 Q--Luz (unassisted); 81:18

CONSOLATION-3rd PLACE

ALABAMA-HUNTSVILLE	0 0= 0
KEENE STATE NH	0 3= 3

K--Forgeron (McGahie); 73:37
 K--Farnham (Poirie); 76:45
 K--Bourassa (unassisted); 88:27

CHAMPIONSHIP

QUINCY IL	2 2= 4
ALDERSON-BROADDUS WV	0 1= 1

Q--Horas (Bufe); 21:57
 Q--Duner (Bufe); 39:39
 Q--Bufe (Lux); 67:19
 AB--Cole (unassisted); 78:02
 Q--Duner (Thomas); 83:21

CHAMPIONSHIP RESULTS

<u>YEAR</u>	<u>SITE</u>	<u>CHAMPION</u>	<u>SCORE</u>	<u>RUNNER-UP</u>
1959	Slippery Rock, PA	Pratt Institute NY	4-3 (2ot)	Elizabethtown PA
1960	Slippery Rock, PA	Co-Champions: Elizabethtown PA & Newark NJ	2-2 (tie)	
1961	Lock Haven, PA	Howard DC	3-2	Newark Engineering NJ
1962	Richmond, IN	East Stroudsburg PA	4-0	Pratt Institute NY
1963	Frostburg, MD	Co-Champions: Earlham IN/ & Castleton VT	(Final cancelled due to snow)	
1964	Upper Montclair, NJ	Trenton State NJ	3-0	Lincoln PA
1965	Kansas City, MO	Trenton State NJ	6-2	Earlham IN
1966	Belmont, NC	Quincy IL	6-1	Trenton State NJ
1967	Quincy, IL	Quincy IL	3-1	Rockhurst MO
1968	Quincy IL	Davis & Elkins WV	2-1 (5ot)	Quincy IL
1969	Richmond, IN	Eastern Illinois	1-0 (2ot)	Davis & Elkins WV
1970	Dunn, N.C.	Davis & Elkins WV	2-0	Quincy IL
1971	Dunn, NC	Quincy IL	1-0	Davis & Elkins WV
1972	Dunn, NC	Westmont CA	2-1 (ot)	Vacated
1973	Florissant, MO	Quincy IL	3-0	Rockhurst MO
1974	Florissant, MO	Quincy IL	6-0	Davis & Elkins WV
1975	Raleigh, NC	Quincy IL	1-0	Simon Fraser CAN
1976	Pasadena, CA	Simon Fraser CAN	1-0	Rockhurst MO
1977	Huntsville, AL	Quincy IL	3-0	Keene State NH
1978	Huntsville, AL	Quincy IL	2-0	Alabama-Huntsville
1979	Springfield, IL	Quincy IL	1-0	Rockhurst MO
1980	Springfield, IL	Quincy IL	1-0 (ot)	Simon Fraser CAN
1981	Springfield, IL	Quincy IL	4-1	Alderson-Broaddus WV

CHAMPIONSHIP RECORDS

<u>INDIVIDUAL</u>	<u>TEAM</u>
<u>Most Shots, Game</u> 18, Fabian Hurtado, Newark Engineering NJ, 1973	<u>Most Goals, Game</u> 8, Quincy IL vs Keene State NH, 1971 8, Davis & Elkins WV vs Earlham IN, 1972 8, Quincy IL vs George Mason VA, 1974 8, Alabama-Huntsville vs Wilmington OH, 1980
<u>Most Shots, Tournament</u> 29, Fabian Hurtado, Newark Engineering NJ, 1973 (2 games)	<u>Most Goals-Tournament</u> 20, Quincy IL, 1974
<u>Most Goals, Game</u> 4, Jim Pollihan, Quincy, IL, 1974 4, John Sylva, Maine Portland-Gorham, 1976 4, Ian Harding, Alabama-Huntsville, 1980	<u>Most Assists, Game</u> 7, Davis & Elkins WV vs Earlham IN, 1972 7, Davis & Elkins WV vs Goshen IN, 1973
<u>Most Goals-Tournament</u> 7, Bill Fann, Quincy IL, 1974	

Most Assists, Game
3, Mike Kent, Earlham IN, 1968

Most Assists, Tournament
4, Sonny Ideozu, Davis & Elkins WV, 1973
4, Paul Geerling, Quincy IL, 1974

Most Points (Goals & Assists), Game
5, Ian Harding, Alabama-Huntsville, 1980

Most Points (Goals & Assists), Tournament
10, Bill Fann, Quincy IL, 1974

Most Goal Saves, Game
29, Van Taylor, Erskine SC, 1973

Most Goal Saves, Tournament
61, Van Taylor, Erskine SC, 1973

Most Fouls, Game
9, Ron Bonini, Ottawa KS, 1969
9, Tamra Tasfaw, Westmont CA, 1974

Most Fouls, Tournament
20, Ken Whitehead, Simon Fraser CAN 1976

Most Corner Kicks, Game
8, Tom Fitzgerald, Eastern Connecticut, 1973

Most Corner Kicks Tournament
19, Tom Pollihan, Quincy IL, 1968

TEAM

Most Shots, Game
63, Rockhurst MO vs Huntington IN, 1975

Most Shots, Tournament
120, Rockhurst MO, 1975

MOST VALUABLE PLAYER

1959 Robert Offerman, Pratt Institute NY
1960 Elwood Kerkeslager, Elizabethtown PA
1961 Noel Carr, Howard DC
1962 Walt Schmotolocha, Pratt Institute NY
1963 Leon Orvis, Castleton State VT
1964 Lee Cook, Trenton State NJ
1965 Wayne Huston, Trenton State NJ
1966 Edmundo Comacho, Quincy IL
1967 Mike Villa, Quincy IL
1968 William Smyth, Davis & Elkins WV
1969 William Smuth, Davis & Elkins WV
1970 William Nutall, Davis & Elkins WV
1971 Al Harte, Quincy IL
1972 Gary Allison, Westmont CA
1973 Mickey Whelan, Davis & Elkins WV
1974 Jim Pollihan, Quincy IL
1975 John McGrane, Simon Fraser CAN
1976 Darryl Wallace, Simon Fraser CAN
1977 Emilio John, Quincy IL
1978 Bob Radice, Quincy IL
1979 Craig Stahl, Rockhurst MO
1980 Mike Gallo, Quincy IL
1981 Kyle Dietrich, Keene State NH

Most Assists, Tournament
12, Quincy IL, 1973

Most Points (Goals & Assists), Game
15, Davis & Elkins WV vs Earlham IN, 1972

Most Points (Goals & Assists), Tournament
32, Quincy IL, 1974

Most Goal Saves, Game
39, Erskine SC vs Davis & Elkins WV, 1973

Most Goal Saves, Tournament
61, Erskine SC, 1973

Most Fouls, Game
61, Simon Fraser CAN vs Quincy IL, 1976

Most Fouls, Tournament
118, Simon Fraser CAN, 1976

Most Offsides, Game
14, Indiana Tech vs Biola CA, 1981

Most Offsides, Tournament
24, Keene State NH, 1981

Most Penalty Kicks, Game
3, Fredonia State NY vs Erskine SC, 1972

Most Penalty Kicks, Tournament
3, Fredonia State NY 1972
3, Goshen IN, 1973
3, Simon Fraser CAN, 1978

Most Corner Kicks, Game
13, Alderson-Broadus WV vs Roberts Wesleyan NY, 1979
13, Sangamon State IL vs Indiana PA, 1979

Most Corner Kicks, Tournament
29, Rockhurst MO, 1980

Longest Game

221:43, Quincy IL vs Simon Fraser CAN, 1976

COACHES OF THE YEAR

1970 Jim Cole, Campbell NC
1971 Jack Mackenzie, Quincy IL
1972 Russ Carr, Westmont CA
1973 Jim Egli, Slippery Rock, PA
1974 Terry Hanson, Benedictine KS
1975 Jack Mackenzie, Quincy IL
1976 Tony Tocco, Rockhurst MO
1977 Jack Mackenzie, Quincy IL
1978 Doug Burke, Houghton NY
1979 Tony Tocco, Rockhurst MO
1980 Aydin Gonulsen, Sangamon State IL
1981 Jack Mackenzie, Quincy IL

OUTSTANDING BACKS

1968 Jon Krutsky, Earlham IN
 1969 James White, Spring Arbor MI
 1970 Al Harte, Quincy IL
 1971 Al Harte, Quincy IL
 1972 Mickey Whelan, Davis & Elkins WV
 1973 Mickey Whelan, Davis & Elkins WV
 1974 Bill Murphy, Davis & Elkins WV
 1975 Bill Village, Simon Fraser CAN
 1976 Keith Gehling, Rockhurst MO
 1977 Trevor Franklin, Keene State NH
 1978 Trevor Franklin, Keene State NH
 1979 Rick Wiegand, Sangamon State IL
 1980 Mike Riordan, Davis & Elkins WV
 1981 Mark Roome, Quincy IL

OUTSTANDING FORWARDS

1968 Rich Manna, Quincy IL
 1969 Anthony Durante, Eastern Illinois
 1970 Edmundo Comacho, Quincy IL
 1971 Michael Udofia, Davis & Elkins WV
 1972 Jean Verhees, Westmont CA
 1973 Jim Pollihan, Quincy IL
 1974 Jim Pollihan, Quincy IL
 1975 Jim Pollihan, Quincy IL
 1976 Ken Whitehead, Simon Fraser CAN
 1977 Emilio John, Quincy IL
 1978 Bob Radice, Quincy IL
 1979 Craig Stahl, Rockhurst MO
 1980 Ian Harding, Alabama-Huntsville
 1981 Dennis Hutchinson, Alderson-Broaddus WV

1981 NAIA ALL-TOURNAMENT TEAMFORWARDS

Dennis Hutchinson, Alderson-Broaddus WV
 Tor Duner, Quincy IL
 Steve Lux, Quincy IL
 Charles Gardiner, Sangamon State IL
 Rob Song, Simon Fraser CAN

BACKS

Mark Roome, Quincy IL
 Mick Rawlins, Alderson-Broaddus WV
 Claes Sandstrom, Quincy IL
 Eusebio Lopez, Sangamon State IL
 Ian Wilson, Keene State NH

GOALTENDER

Kyle Dietrich, Keene State NH

WON-LOST RECORDS IN NATIONAL TOURNAMENT

<u>TEAM (YEARS PARTICIPATED)</u>	<u>YEARS</u>	<u>WON</u>	<u>LOST</u>	<u>TIED</u>	<u>PCT</u>	<u>1ST</u>	<u>2ND</u>	<u>3RD</u>	<u>4TH</u>
Alabama-Huntsville (1976-78-79-80-81)	5	6	9	0	.400	0	1	0	2
Alderson-Broaddus WV(1967-79-81)	3	4	5	0	.444	0	1	0	1
Belmont Abbey NC (1966)	1	0	2	0	.000	0	0	0	1
Benedictine KS (1974)	1	2	1	0	.667	0	0	1	0
Berry GA (1981)	1	0	2	0	.000	0	0	0	0
Biola CA (1981)	1	0	1	1	.000	0	0	0	0
Campbell NC (1969-70-75)	3	5	4	0	.556	0	0	1	0
Castleton State VT (1962-63-64)	3	3	2	1	.583	1*	0	2	0
Cedarville OH (1974)	1	1	2	0	.333	0	0	0	0
Davis & ElkinsWV (1968-69-70-71-72-73-74-76-77-78-80)	11	22	11	0	.667	2	3	3	2
Dowling NY (1980)	1	0	2	0	.000	0	0	0	0
Drew NJ (1969)	1	2	1	0	.667	0	0	1	0
Earlham IN (1963-65-68-70-72)	5	5	7	1	.423	1*	1	0	0
Eastern Connecticut (1968-69-73)	3	4	5	0	.444	0	0	1	0
Eastern Illinois (1969)	1	3	0	0	1.000	1	0	0	0
East Stroudsburg PA (1961-62-63)	3	3	2	0	.600	1	0	1	0
Elizabethtown PA (1959-60)	2	2	1	1	.625	1*	1	0	0
Erskine SC (1971-72-73-74-77)	5	3	11	0	.214	0	0	0	3
Fitchburg State MA (1960)	1	0	2	0	.000	0	0	0	1
Fredonia State NY (1972-75)	2	3	3	0	.500	0	0	0	0
George Mason VA(1974)	1	0	3	0	.000	0	0	0	0
Gordon MA (1966)	1	1	1	0	.500	0	0	1	0
Goshen IN (1971-73-77)	3	2	6	0	.250	0	0	0	0
Harris Teachers MO (1972)	1	2	1	0	.667	0	0	0	0
Houghton NY (1975-76)	2	2	4	0	.333	0	0	0	0
Howard DC (1959-61)	2	3	1	0	.750	1	0	1	0
Huntington IN (1975)	1	1	2	0	.333	0	0	0	0
Indiana PA (1979)	1	2	2	0	.500	0	0	0	0
Indiana Tech (1981)	1	0	1	1	.000	0	0	0	0
Keene State NH (1971-72-74-77-78-80-81)	7	11	10	0	.523	0	1	1	1
King's NY (1978)	1	1	2	0	.333	0	0	0	0
Lincoln PA (1964-65)	2	2	2	0	.500	0	1	1	0

TEAM YEARS PARTICIPATED)	YEARS	WON	LOST	TIED	PCT	1ST	2ND	3RD	4TH
Midwestern State TX (1977-81)	2	1	3	1	.300	0	0	0	0
Newark Engineering NJ (1960-61-71-73)	4	3	5	1	.389	1*	1	0	0
New Bedford Tech MA (1959)	1	0	2	0	.000	0	0	0	1
New Haven CT (1970)	1	1	2	0	.333	0	0	0	0
New Paltz State NY (1970)	1	1	2	0	.333	0	0	0	1
Ottawa KS (1969-70-71)	3	5	4	0	.556	0	0	1	0
Park MO (1962)	1	0	2	0	.000	0	0	0	1
Plattsburgh State NY (1968)	1	1	2	0	.333	0	0	0	1
Pomona-Pitzer CA (1973)	1	1	2	0	.333	0	0	0	0
Pratt Institute NY (1959-62)	2	3	1	0	.750	1	1	0	0
Quincy IL (1966-67-68-70-71-72-73-74-75-76-77-78-79-80-81)	15	40	4	0	.909	11	2	2	0
Quinnipiac CT (1965)	1	0	2	0	.000	0	0	0	1
Roberts Wesleyan NY(1967-79)	2	1	3	0	.250	0	0	1	0
Rockhurst MO(1964-67-68-73-75-76-78-79-80-81)	10	14	13	0	.519	0	4	2	1
Rutgers-Camden NJ(1977-81)	1	1	2	0	.333	0	0	0	0
St.Andrews NC(1968)	1	1	2	0	.333	0	0	0	0
Sangamon State IL(1979-80-81)	3	3	4	1	.438	0	0	0	0
Simon Fraser CAN(1975-76-77-78-79-80-81)	7	14	6	0	.700	1	2	1	0
Southern Maine (1976-79-80)	3	2	6	0	.250	0	0	0	1
Spring Arbor MI (1969-76-79)	3	3	6	0	.333	0	0	0	1
Tabor KS (1960-61)	2	1	3	0	.250	0	0	1	1
Tennessee Wesleyan (1978)	1	0	3	0	.000	0	0	0	0
Trenton State NJ(1963-64-65-66)	4	5	2	0	.714	2	1	0	0
Western New England MA(1975)	1	1	2	0	.333	0	0	0	1
Westmont CA (1968-69-70-71-72-74)	6	7	11	0	.389	1	0	0	1
Wilmington OH (1980)	1	1	1	0	.500	0	0	0	0

*Co-Champions

ALL-TIME RESULTS

1959

Elizabethtown PA 5, Howard DC 2
Pratt Institute NY 2, New Bedford Tech MA 1
Howard 2, New Bedford Tech 0(3rd)
Pratt Institute 4, Elizabethtown 3, 2ot (championship)

1960

Elizabethtown PA 8, Tabor KS 0
Newark Engineering NJ 3, Fitchburg State MA 2, 2ot
Tabor 2, Fitchburg State 0(3rd)
Elizabethtown 2, Newark Engineering 2(championship)
(tie, 4 ot, called by darkness)

1961

Newark Engineering NJ 3, Tabor KS 0
Howard DC 4, East Stroudsburg PA 3
East Stroudsburg 2, Tabor 1(3rd)
Howard 3, Newark Engineering 2 (championship)

1962

East Stroudsburg PA 5, Park MO 0
Pratt Institute NY 2, Castleton State VT 1
Castleton State 3, Park 2 (3rd)
East Stroudsburg 4, Pratt Institute 0(championship)

1963

Earlham IN 4, Trenton State NJ 2
Castleton State VT 2, East Stroudsburg PA 1
Championship and Consolation games Cancelled,
Snow, Earlham & Castleton declared co-champions

1964

Lincoln PA 4, Castleton State VT 0
Trenton State NJ 7, Rockhurst MO 5
Castleton State 3, Rockhurst 1(3rd)
Trenton State 3, Lincoln 0 (championship)

1965

Earlham IN 2, Lincoln PA 0
Trenton State NJ 5, Quinnipiac CT 0
Lincoln 2, Quinnipiac 0(3rd)
Trenton State 6, Earlham 2(championship)

1966

Quincy IL 2, Gordon MA 0
Trenton State NJ 4, Belmont Abbey NC 1
Gordon 4, Belmont Abbey 0(3rd)
Quincy 6, Trenton State 1(championship)

1967

Rockhurst MO 8, Roberts Wesleyan NY 2
Quincy IL 7, Alderson-Broadus WV 1
Roberts Wesleyan 4, Alderson-Broadus 2(3rd)
Quincy 3, Rockhurst 1(championship)

1968

Davis & Elkins WV 3, Earlham IN 2, 2 ot
Plattsburgh NY 3, Rockhurst MO 1
Quincy IL 6, St.Andrews NC 1
Eastern Connecticut 4, Westmont CA 1
Earlham 4, Rockhurst 1
Westmont 4, St.Andrews 0
Davis & Elkins 1, Plattsburgh 0
Quincy 5, Eastern Connecticut 0
St.Andrews 3, Rockhurst 1
Earlham 4, Westmont 1
Plattsburgh 0, Eastern Connecticut 0(3rd)
Eastern Connecticut awarded victory after
2 ot for having most corner kicks
Davis & Elkins 2, Quincy 1 5 ot (championship)

1969

Eastern Illinois 4, Campbell NC 0
 Drew NJ 2, Westmont CA 1
 Davis & Elkins WV 1, Ottawa KS 0
 Spring Arbor MI 1, Eastern Connecticut 0, 6 ot
 Campbell 2, Westmont 1
 Ottawa 3, Eastern Connecticut 0
 Eastern Illinois 6, Drew 0
 Davis & Elkins 4, Spring Arbor 0
 Eastern Connecticut 4, Westmont 0
 Campbell 2, Ottawa 1, 3 ot
 Drew 4, Spring Arbor 3 (3rd)
 Eastern Illinois 1, Davis & Elkins 0, 2 ot (championship)

1970

Quincy IL 4, Westmont CA 0
 New Paltz NY 2, Ottawa KS 0
 Davis & Elkins WV 1, New Haven CT 0, 6th sudden death
 Campbell NC 4, Earlham IN 1
 Ottawa 3, New Haven 0
 Westmont 3, Earlham 0
 Davis & Elkins 1, New Paltz 0
 Quincy 4, Campbell 1
 New Haven 4, Earlham 2
 Ottawa 1, Westmont 0
 Campbell 2, New Paltz 1 (3rd)
 Davis & Elkins 2, Quincy 0 (championship)

1971

Ottawa KS 2, Newark Engineering NJ 1
 Quincy IL 8, Keene State NH 1
 Davis & Elkins WV 3, Goshen IN 1
 Westmont CA 3, Erskine SC 2
 Newark Engineering 6, Goshen 1
 Keene State 4, Erskine 2
 Davis & Elkins 2, Ottawa 0
 Quincy 1, Westmont 0
 Ottawa KS 1, Westmont 0 (3rd)
 Quincy 1, Davis & Elkins 0 (championship)

1972

Keene State NH 1, Harris Teachers MO 0
 Davis & Elkins WV 8, Earlham IN 0
 Westmont CA 3, Fredonia NY 0
 Quincy IL 2, Erskine SC 0
 Harris Teachers 4, Earlham 1
 Fredonia 5, Erskine 3
 Davis & Elkins 3, Keene State 0
 Westmont 2, Quincy 0
 Earlham 2, Erskine 0
 Harris Teachers 4, Fredonia 1
 Quincy 4, Keene State 1 (3rd)
 Westmont 2, Davis & Elkins 1 (championship)
 Davis & Elkins forfeited game
 and vacates runner-up spot

1973

Erskine SC 1, Pomona-Pitzer CA 0
 Davis & Elkins WV 7, Goshen IN 0
 Rockhurst MO 2, Eastern Connecticut 0
 Quincy IL 7, Newark Engineering NJ 1
 Pomona-Pitzer 4, Eastern Connecticut 1
 Goshen 6, Newark Engineering 4 ot
 Rockhurst 4, Erskine 0
 Quincy 4, Davis & Elkins 1
 Eastern Connecticut 1, Newark Engineering 0
 Goshen 7, Pomona-Pitzer 5, ot
 Davis & Elkins 4, Erskine 1 (3rd)
 Quincy 3, Rockhurst 0 (championship)

1974

Erskine SC 1, Cedarville OH 0
 Davis & Elkins WV 2, Westmont CA 1, ot
 Benedictine KS 1, Keene State NH 0
 Quincy IL 8, George Mason VA 1
 Cedarville 3, George Mason 0
 Keene State 1, Westmont 0
 Davis & Elkins 1, Benedictine 0
 Quincy 6, Erskine 1
 Westmont 6, George Mason 4, ot
 Keene State 3, Cedarville 1
 Benedictine 2, Erskine 1 (3rd)
 Quincy 6, Davis & Elkins 0 (championship)

1975

Rockhurst MO 6, Huntington IN 1
 Simon Fraser CAN 3, Fredonia State NY 2, ot
 Quincy IL 4, Houghton NY 1
 Western New England MA 4, Campbell NC 2
 Fredonia State 2, Huntington 1
 Campbell 2, Houghton 1
 Simon Fraser 4, Rockhurst 0
 Quincy 3, Western New England 0
 Huntington 3, Houghton 0
 Fredonia State 4, Campbell 3
 Rockhurst 2, Western New England 0 (3rd)
 Quincy 1, Simon Fraser 0 (championship)

1976

Davis & Elkins WV 1, Alabama-Huntsville 0
 Simon Fraser CAN 5, Spring Arbor MI 1
 Rockhurst MO 2, Maine Portland-Gorham 0
 Quincy IL 4, Houghton NY 0
 Maine Portland-Gorham 7, Alabama Huntsville 4
 Houghton 5, Spring Arbor 4, 2 ot
 Rockhurst 2, Davis & Elkins 1, ot
 Simon Fraser 2, Quincy 1, ot
 Alabama-Huntsville 4, Spring Arbor 2
 Houghton 4, Maine Portland-Gorham 3, 2 ot
 Quincy 2, Davis & Elkins 1, ot (3rd)
 Simon Fraser 1 Rockhurst 0 (championship)

1977

Quincy IL 3, Rutgers-Camden NJ 0
 Erskine SC 1, Goshen IN 0
 Davis & Elkins WV 1, Simon Fraser CAN 0
 Keene State NH 1, Midwestern State TX 0
 Simon Fraser 1, Midwestern State 0
 Keene State 1, Davis & Elkins 0
 Rutgers-Camden 2, Goshen 1
 Quincy 4, Erskine 0
 Midwestern State 3, Goshen 1
 Simon Fraser 2, Rutgers-Camden 0
 Davis & Elkins 2, Erskine 0 (3rd)
 Quincy 3, Keene State 0 (championship)

1978

Davis & Elkins WV 3, The King's NY 1
 Rockhurst MO 3, Tennessee Wesleyan 1
 Quincy IL 3, Keene State NH 1
 Alabama-Huntsville 2, Simon Fraser CAN 1
 The King's 2, Keene State 1
 Simon Fraser 5, Tennessee Wesleyan 3
 Quincy 3, Davis & Elkins 2
 Alabama-Huntsville 2, Rockhurst 1, 4 ot
 Keene State 4, Tennessee Wesleyan 0
 Simon Fraser 3, The King's 1
 Rockhurst 1, Davis & Elkins 0 (3rd)
 Quincy 2, Alabama-Huntsville 0 (championship)

1979

Alderson Broaddus WV 3, Roberts Wesleyan NY 1
 Sangamon State IL 2, Indiana PA 0
 Southern Maine 3, Spring Arbor MI 2
 Simon Fraser CAN 3, Alabama-Huntsville 2
 Quincy IL 1, Alderson-Broaddus 0
 Rockhurst MO 3, Sangamon State 1
 Sangamon State 1, Roberts Wesleyan 0
 Quincy 4, Southern Maine 1
 Indiana 4, Alderson-Broaddus 2
 Rockhurst 3, Simon Fraser 2, ot
 Spring Arbor 2, Sangamon State 1
 Indiana 3, Alabama-Huntsville 1
 Spring Arbor 3, Indiana 2
 Simon Fraser 5, Southern Maine 0 (3rd)
 Quincy 1, Rockhurst 0 (championships)

1980

Wilmington OH 5, Southern Maine 2
 Sangamon State IL 2, Dowling NY 0
 Simon Fraser CAN 2, Keene State NH 0
 Davis & Elkins WV 4, Sangamon State 3, 4 ot
 Alabama-Huntsville 8, Wilmington 1
 Quincy IL 1, Rockhurst MO 0, ot
 Keene State 4, Dowling 3
 Rockhurst 1, Southern Maine 0, ot
 Simon Fraser 5, Davis & Elkins 0
 Quincy 4, Alabama-Huntsville 0
 Rockhurst 4, Keene State 1
 Davis & Elkins 3, Alabama-Huntsville 2 (3rd)
 Quincy 1, Simon Fraser 0 ot (championship)

1981Pool A

Quincy IL 4, Sangamon State IL 1
 Midwestern State TX 2, Sangamon State 2
 Quincy 3, Midwestern State 0

Pool B

Alabama-Huntsville 5, Biola CA 2
 Indiana Tech 4, Biola 4
 Alabama-Huntsville 3, Indiana Tech 0

Pool C

Rockhurst MO 3, Rutgers-Camden NJ 0
 Keene State NH 5, Rutgers-Camden 2
 Rockhurst 1, Keene State 1

Pool D

Simon Fraser CAN 4, Berry GA 1
 Alderson-Broaddus WV 5, Berry 0
 Alderson-Broaddus 1, Simon Fraser 1
 Quincy 2, Alabama-Huntsville 0 (semifinals)
 Alderson-Broaddus 2, Keene State 1, 3 ot (semifinals)
 Keene State 3, Alabama-Huntsville 0 (3rd)
 Quincy 4, Alderson-Broaddus 1 (championship)

SOFTBALL

2ND ANNUAL - WOMEN'S DIVISION
1982 NATIONAL TOURNAMENT RESULTS

TEAM	W-L	AB	R	H	2B	3B	HR	SB	RBI	AVG.	IP	H	R	ER	BB	SO	ERA
Missouri Western	5-0	146	24	41	5	0	0	8	15	.280	37.0	17	4	3	8	47	0.57
St. Francis IL	5-2	176	31	40	8	2	1	9	20	.227	49.0	30	17	14	21	22	2.00
Oklahoma Baptist	3-2	147	23	38	2	1	0	2	13	.259	35.0	26	12	5	6	17	1.00
St. Mary's TX	3-2	139	12	30	1	2	0	2	8	.216	37.3	33	12	7	12	16	1.31
Wisconsin-Parkside	3-2	143	15	30	2	0	0	0	8	.210	37.7	29	13	9	7	19	1.63
Kearney State NE	3-2	143	19	40	5	2	1	1	16	.280	34.0	21	13	5	10	20	1.03
Valley City State ND	2-2	108	17	24	6	1	0	1	12	.222	27.0	25	14	6	8	8	1.56
William Woods MO	2-2	132	24	30	6	0	0	2	13	.227	31.0	25	9	2	5	14	0.45
Morningside IA	1-2	86	14	18	1	2	0	0	7	.209	20.3	18	8	6	6	12	2.09
Saginaw Valley MI	1-2	77	9	21	1	0	0	2	8	.273	21.0	26	23	11	10	4	3.33
Lincoln Memorial TN	1-2	73	16	15	3	2	0	2	14	.205	20.0	20	19	12	15	2	4.20
Mesa CO	1-2	78	14	15	4	1	0	2	12	.170	19.0	20	12	9	6	9	3.32
Central Wesleyan SC	0-2	51	33	10	1	0	0	0	2	.196	14.0	20	14	5	7	1	2.50
Greenville IL	0-2	44	2	3	0	0	0	0	2	.068	13.0	13	12	7	8	1	3.77
Salem WV	0-2	49	1	7	0	0	0	0	1	.143	14.0	21	22	14	11	6	7.00
Castleton State VT	0-2	33	2	4	2	0	0	1	2	.121	9.0	16	22	9	6	0	3.11

1982 TOURNAMENT BATTING LEADERS

(Minimum 10 times at bat)

PLAYER, SCHOOL	G	AB	R	H	RBI	2B	3B	HR	SB	BB	SO	AVG.
*Nancy Loescher, Kearney State NE	5	16	2	8	1	2	0	0	0	0	1	.500
*Kim Palmer, Missouri Western	5	18	6	9	0	1	0	0	0	0	0	.500
*Kris McMullen, Kearney State NE	5	16	4	7	2	0	0	0	0	2	0	.438
Rori Logan, Oklahoma Baptist	5	14	2	6	1	1	0	0	1	1	0	.429
*Brenda Gonnerman, Kearney State NE	5	19	4	8	3	0	1	0	0	0	4	.421
Andrea Tseele, Oklahoma Baptist	5	17	3	7	3	1	0	0	0	0	1	.412
*Cheri Kempf, Missouri Western	5	18	4	7	0	1	0	0	1	1	0	.389
*Romaine Seguin, William Woods MO	4	13	3	5	3	0	1	0	0	0	0	.385
Karen Hartman, St. Francis IL	7	21	1	8	7	1	0	0	0	1	2	.381
Sherry Malotte, Missouri Western	5	14	3	5	1	0	0	0	2	2	1	.357
Nancy Kivi, UW-Parkside	5	17	0	6	1	0	0	0	0	0	0	.353
Julie Evans, Missouri Western	5	15	4	5	1	0	0	0	0	1	0	.333
*Carole Chaney, Oklahoma Baptist	5	18	6	6	0	1	0	0	1	2	0	.333
*Chris Prieboy, St. Francis IL	7	18	7	6	4	0	1	1	1	3	1	.333
Deb Huether, Valley City State ND	4	12	6	4	0	0	1	0	1	2	0	.333
*Bonnie Schmelter, UW-Parkside	5	18	2	6	2	2	0	0	0	0	3	.333

*Member of all-tournament team (also includes Carol Brinkman, OF, St. Francis, IL; Julie Sherwood, IF, Missouri Western; Terri Nunez, IF, St. Mary's TX; Karen Hoffman, C, St. Francis IL; Becky Carter, P, Oklahoma Baptist; Lori Hicks, P, St. Francis IL)

1982 TOURNAMENT PITCHING LEADERS

(Minimum 15 innings)

PITCHER, SCHOOL	IP	H	R	ER	BB	SO	ERA	W-L
Cheri Kempf, Missouri Western	24.0	7	0	0	6	38	0.00	4-0
Julie Lowe, William Woods MO	16.3	14	5	1	4	6	0.43	1-1
Becky Carter, Oklahoma Baptist	35.0	26	12	5	4	17	1.00	3-2
Cherie Hasinbiller, St. Marys TX	37.3	33	12	7	12	18	1.31	3-2
Nancy Loescher, Kearney State NE	25.3	13	8	5	8	5	1.38	2-2
Char Griffin, Valley City ND	27.0	25	14	6	8	8	1.56	2-2
Lynn Barth, UW-Parkside	17.0	12	4	4	3	10	1.65	2-0
Michelle Martino, UW-Parkside	20.7	17	9	5	6	9	1.69	1-2

GAME 1

Mesa CO 421 23- - - 12 8 2
Castleton VT 100 10- - - 2 4 3

(Game called in 5th inning, 10 run rule) Benway (W)
Simone (L).

GAME 2

Morningside IA 100 000 000 0 --- 1 7 3
St. Mary's TX 000 000 100 1 -- 2 10 3

Hasinbiller (W), Young (L).

GAME 3

Wisconsin-Parkside 000 000 000 2 -- 2 11 3
William Woods MO 000 000 000 0 -- 0 8 1

Barth (W), Lowe (L).

GAME 4

Missouri Western 400 014 3 -- 12 13 1
Salem WV 100 000 0 -- 1 5 6

Berry (W), Aten (L).

GAME 5

Oklahoma Baptist 110 041 1 -- 8 11 2
Lincoln Memorial TN 002 001 0 -- 3 4 3

Carter (W), Cupp (L)

GAME 6

Greenville IL 000 000 0 -- 0 1 1
Saginaw Valley MI 010 200 - -- 3 6 1

Rideker (W), VanderKooy (L).

GAME 7
 St. Francis IL 005 100 0 -- 6 6 1
 Valley City ND 200 000 0 -- 2 1 5

Hicks (W), Griffin (L).

GAME 8
 Central Wesleyan SC 000 000 0 -- 0 2 7
 Kearney State NE 200 023 0 -- 7 12 0

Loescher (W), McJunkin (L).

GAME 9
 Castleton VT 000 00- - -- 0 0 4
 Morningside IA 130 6-- - -- 10 8 1

(Game called in 5th inning, 10 run rule) Seymour (W), Pouliot (L).

GAME 10
 Salem WV 000 000 0 -- 0 2 3
 William Woods MO 200 510 2 -- 10 8 1

Seguin (W), Aten (L)

GAME 11
 Lincoln Memorial TN 070 101 0 -- 9 7 1
 Greenville IL 000 020 0 -- 2 2 3

Burns (W), VanderKooy (L).

GAME 12
 Valley City ND 000 033 1 -- 7 8 0
 Central Wesleyan SC 100 002 0 -- 3 8 5

Griffin (W), McJunkin (L).

GAME 13
 Mesa CO 001 000 0 -- 1 3 4
 St. Mary's TX 101 000 0 -- 2 4 2

Hasinbiller (W), Josey (L).

GAME 14
 Wisconsin-Parkside 000 000 00 -- 0 1 1
 Missouri Western 000 000 01 -- 1 7 0

Kempf (W), Martino (L).

GAME 15
 Oklahoma Baptist 202 010 6 -- 11 15 2
 Saginaw Valley MI 020 000 0 -- 2 9 4

Carter (W), Ridiker (L).

GAME 16
 Kearney State NE 000 300 0 -- 3 9 6
 St. Francis IL 000 240 - -- 6 8 1

Hicks (W), Loescher (L)

GAME 17
 Valley City ND 241 001 0 -- 8 12 0
 Mesa CO 100 000 0 -- 1 3 3

Griffin (W), Benway (L).

GAME 18
 Lincoln Memorial TN 020 011 0 -- 4 4 0
 Wisconsin Parkside 200 223 - -- 9 7 0

Barth (W), Cupp (L)

GAME 19
 William Woods MO 152 400 0 -- 12 10 4
 Saginaw Valley MI 002 020 0 -- 4 6 5

Lowe (W), Powers (L).

GAME 20
 Kearney State NE 410 010 0 -- 6 8 6
 Morningside IA 000 021 0 -- 3 3 4

Sorenson (W), Young (L).

GAME 21
 St. Mary's TX 110 010 00 -- 3 6 1
 Missouri Western 000 300 01 -- 4 8 2

Kempf (W), Hasinbiller (L).

GAME 22
 Oklahoma Baptist 000 003 0 -- 3 5 1
 St. Francis IL 000 100 0 -- 1 3 2

Carter (W), Hicks (L).

GAME 23
 Kearney State NE 000 210 0 -- 3 6 2
 William Woods MO 000 002 0 -- 2 4 3

Loescher (W), Seguin (L). HR-Kearney, Kathy Nelson

GAME 24
 Valley City ND 000 000 0 -- 0 3 3
 Wisconsin Parkside 220 000 - -- 4 8 0

Martino (W), Griffin (L).

GAME 25
 St. Mary's TX 200 000 0 -- 2 4 1
 Kearney State NE 000 000 0 -- 0 5 4

Hasenbiller (W), Loescher (L).

GAME 26
 Wisconsin-Parkside 000 000 0 -- 0 3 3
 St. Francis IL 240 200 - -- 8 7 1

Hicks (W), Martino (L). HR-St. Francis, Chris Prieboy.

GAME 27
 Missouri Western 100 100 0 -- 2 5 1
 Oklahoma Baptist 000 000 0 -- 0 4 5

Kempf (W), Carter (L).

GAME 28
 St. Francis IL 210 010 2 -- 6 10 1
 St. Mary's TX 000 110 1 -- 3 6 4

GAME 29
 St. Francis IL 000 130 0 -- 4 5 1
 Oklahoma Baptist 000 000 0 -- 1 3 3

Hicks (W), Carter (L).

GAME 30 (Championship)
 Missouri Western 001 004 0 -- 5 8 0
 St. Francis IL 000 000 0 -- 0 1 2
 Kempf (W), Hicks (L). T-1:23. A-400

CHAMPIONSHIP RESULTS

<u>YEAR</u>	<u>SITE</u>	<u>CHAMPION</u>	<u>SCORE</u>	<u>RUNNER-UP</u>
1981	Conroe, Texas	Sam Houston State TX	1-0	Emporia State KS
1982	Kearney, Nebraska	Missouri Western State	5-0	St. Francis, IL

<u>MOST VALUABLE PLAYER</u>		<u>COACH OF THE YEAR</u>	
1981	Brenda Stolle, Emporia State KS	1981	Wayne Daigle, Sam Houston State TX
1982	Cheri Kempf, Missouri Western State	1982	Rhesa Sumrell, Missouri Western State

TOURNAMENT RECORDS

<u>Individual Single Game - Batting</u>	
<u>Most times at Bat</u>	<u>Most RBI's</u>
7 - By several players	5 - Kim Kline, Emporia State KS vs. Salem College WV, 1981
<u>Most Runs</u>	5 - Candy Hoffman, Kearney State NE vs. UW-Parkside, 1981
4 - Laura Laurenzi, UW-Parkside vs Lincoln Memorial TN, 1981	
<u>Most Hits</u>	<u>Most Doubles</u>
4 - Kim Kline, Emporia State KS vs. Salem College WV, 1981	2 - By several players, 1981
4 - Brenda Hubrig, Valley City State ND vs. Central Wesleyan SC, 1982	<u>Most Triples</u>
	1 - By several players, 1981
<u>Most Stolen Bases</u>	<u>Most Home Runs</u>
2 - Chris Legler, St. Francis IL vs. St. Mary's TX, 1982	1 - By four players, 1981
	<u>Most Total Bases</u>
	6 - Laura Laurenzi, UW-Parkside vs. Lincoln Memorial TN, 1981
	<u>Pitching</u>
<u>Fewest Hits Allowed</u>	<u>Most Walks</u>
0 - Brenda Stolle, Emporia State KS vs. Salem College WV, 1981	11 - Kim Summey, Lincoln Memorial TN vs. Sam Houston State TX, 1981
0 - Rita Seymour, Morningside IA vs. Castleton State VT, 1982 (5 innings)	<u>Most Strikeouts</u>
	18 - Cheri Kempf, Missouri Western State vs. UW-Parkside, 1982
	<u>Fielding</u>
<u>Most Errors 1B</u>	<u>Most Errors OF</u>
3 - LeAnn Blackert, Rockford IL vs. Wayne State NE, 1981	3 - Sandy Douglas, Salem WV vs. Erskine College SC, 1981
<u>Most Errors 2B</u>	<u>Most Errors C</u>
3 - S'Ann Boyce, Erskine, SC vs. Salem WV, 1981	2 - Several Players, 1981
<u>Most Errors SS</u>	<u>Most Errors P</u>
5 - Cindy Cissell, Rockford IL vs. Wayne State NE, 1981	2 - Simone Pouliet, Castleton State VT vs. Morningside IA, 1982
<u>Most Errors 3B</u>	2 - Tammie McJunkin, Central Wesleyan SC vs. Valley City State ND, 1982
3 - Latju Melson, Kearney State NE vs. Morningside IA, 1982	
3 - Kathy Nelson, Kearney State NE vs. St. Mary's TX, 1982	
3 - Tami Kyle, Lincoln Memorial TN vs UW-Parkside, 1982	
	<u>Team Single Game</u>
	<u>Batting</u>
<u>Most Hits</u>	<u>Most Triples</u>
15 - Oklahoma Baptist vs. Saginaw Valley State MI, 1982	2 - Erskine SC vs. Wiley College TX, 1981
<u>Most RBI's</u>	<u>Most Home Runs</u>
14 - Erskine SC vs. Wiley College TX, 1981	2 - Erskine SC vs. Wiley College, TX, 1981
<u>Most Singles</u>	<u>Most Stolen Bases</u>
12 - Southern Utah vs. Mesa College CO, 1981 (14 innings)	4 - Missouri Western State vs. Salem WV, 1982
<u>Most Doubles</u>	<u>Most At Bats</u>
3 - Pittsburg State KS vs. Emporia State KS, 1981	56 - Southern Utah vs Mesa CO, 1981 (14 innings)
3 - Emporia State KS vs. Kearney State NE, 1981	
3 - William Woods MO vs. Salem WV, 1982	

MEN'S SWIMMING & DIVING

26TH ANNUAL - 1982 MEN'S DIVISION

TEAM SCORING

1. Drury MO	456	8. Willamette OR	62	15. Nazareth NY	20
2. Denver CO	301	9. Westminster PA	59	16. Shepherd WV	18
3. Simon Fraser CAN	230	10. Western State CO	58	17. Southern Oregon	17
4. Wisconsin-Eau Claire	168	11. Wisconsin-LaCrosse	57	Minnesota-Duluth	17
5. Bemidji State MN	167	12. Lewis & Clark OR	53	19. Fort Lewis CO	15
6. Central Washington	111	13. Pacific Lutheran WA	45½	20. Hendrix AR	4
7. Fairmont State WV	73	14. Rockford IL	21½		

INDIVIDUAL RESULTS
(All times electronic)

50 METER FREESTYLE

Final

1. Steve Koga, Willamette OR, 23.42
2. Jeff Walker, Central Washington, 23.56
3. Bob Halstead, Wisconsin-LaCrosse, 23.74
4. Thomas Ullrich, Denver CO, 23.90
5. Ron Staab, Drury MO, 23.96

Consolation

7. Pat Hammann, Bemidji State MN, 24.21
8. Tom McManners, Wisconsin-Eau Claire, 24.33
9. Alex Evans, Pacific Lutheran WA, 24.38
10. Tony Jackson, Bemidji State MN, 24.45
11. Al Opsahl, Wisconsin-Eau Claire, 24.57
12. Michael Price, Simon Fraser CAN, 24.58

100-METER FREESTYLE

1. Steve Koga, Willamette OR, 50.98
2. Jeff Walker, Central Washington, 51.57
3. Thomas Ullrich, Denver CO, 52.36
4. Dan Sullivan, Drury MO, 52.60
5. Ron Staab, Drury MO, 52.93
6. Rick Fitzgerald, Bemidji State MN, 53.89

Consolation

7. Alan Voisard, Denver CO, 53.24
8. Peter Rodenburg, Drury MO, 53.34
9. Pat Hammann, Bemidji State MN, 53.37
10. Tom McManners, Wisconsin-Eau Claire, 53.43
11. Hank Brautigam, Rockford IL, 53.76
11. Alex Evans, Pacific Lutheran WA, 53.76

200-METER FREESTYLE

Final

1. Dan Sullivan, Drury MO, 1:52.78
2. Alan Voisard, Denver CO, 1:53.66
3. Tim Ruck, Drury MO, 1:54.92
4. Randy Sego, Western State CO, 1:56.12
5. Anthony Boettcher, Western State CO, 1:56.31
6. Steve Koga, Willamette OR, 1:56.59

Consolation

7. Peter Rodenburg, Drury MO, 1:55.89
8. Mark Colings, Denver CO, 1:56.42
9. Michael Price, Simon Fraser CAN, 1:57.51
10. Brian Reynolds, Drury MO, 1:57.88
11. Wade Reddy, Wisconsin-Eau Claire, 1:58.49
12. Rick Fitzgerald, Bemidji State MN, 1:59.19

400-METER FREESTYLE

Final

1. Dan Sullivan, Drury MO, 4:00.55
2. Alan Voisard, Denver CO, 4:01.48
3. Lance Cansdale, Simon Fraser CAN, 4:02.99
4. Brian Reynolds, Drury MO, 4:05.86
5. William Randall, Denver CO, 4:07.73
6. Russell Dale, Simon Fraser CAN, 4:07.95

Consolation

7. Tim Ruck, Drury MO, 4:07.22
8. Peter Rodenburg, Drury MO, 4:10.02
9. Anthony Boettcher, Western State CO, 4:10.12
10. Wade Reddy, Wisconsin-Eau Claire, 4:11.81
11. Per-ola Brinck, Drury MO, 4:12.55
12. Bruce Brugstahler, Minnesota-Duluth, 4:12.56

1500-METER FREESTYLE

Final

1. Russell Dale, Simon Fraser CAN, 16:05.51
2. William Randall, Denver CO, 16:13.79
3. Lance Cansdale, Simon Fraser CAN, 16:14.08
4. Mark Green, Wisconsin-Eau Claire, 16:23.59
5. Tim Daheim, Pacific Lutheran WA, 16:24.33
6. Tim Vanwormer, Drury MO, 16:29.91

Consolation

7. Paul Smith, Wisconsin-Eau Claire, 16:35.41
8. Bruce Burgstahler, Minnesota-Duluth, 16:37.46
9. Brian Reynolds, Drury MO, 16:40.11
10. John Lindquist, Central Washington, 16:40.34
11. Tim Ruck, Drury MO, 16:40.42
12. John Thorpe, Fairmont State WV, 16:42.70

100-METER BACKSTROKE

Final

1. Sean Allison, Drury MO, 58.00
2. Ron Staab, Drury MO, 58.86
3. Tom Laurie, Simon Fraser CAN, 59.10
4. Todd Kelzer, Fairmont State WV, 1:00.24
5. Bryce Fleming, Simon Fraser CAN, 1:00.80
6. Pat McCarthy, Westminster PA, 1:01.14

Consolation

7. Brian O'Neill, Bemidji State MN, 1:00.95
8. Richard Carvotta, Nazareth NY, 1:01.40
9. Eric Hooyschuur, Hendrix AR, 1:01.40
10. Bob Kennedy, Central Washington, 1:01.45
11. Thomas Boese, Denver CO, 1:01.50
12. Paul Craig, Central Washington, 1:01.50

200-METER BACKSTROKE

Final

1. Bryce Fleming, Simon Fraser CAN, 2:08.30
2. Tom Laurie, Simon Fraser CAN, 2:08.59
3. Todd Kelzer, Fairmont State WV, 2:10.29
4. Thomas Boese, Denver CO, 2:10.63
5. Sean Allison, Drury MO, 2:12.19
6. Brian O'Neill, Bemidji State MN, 2:13.16

Consolation

7. Richard Carvotta, Nazareth NY, 2:12.16
8. Bob Kennedy, Central Washington, 2:12.97
9. Paul Craig, Central Washington, 2:13.44
10. Pat McCarthy, Westminster PA, 2:14.25
11. Kirk Radeke, Wisconsin-Eau Claire, 2:14.93
12. Kris Mikkelsen, Wisconsin-LaCrosse, 2:17.55

100-METER BREASTSTROKE

Final

1. Ray Markle, Drury MO, 1:06.06
2. Muron Luthringer, Westminster PA, 1:06.52
3. Scott Chase, Pacific Lutheran WA, 1:06.93
4. Jim Kochendorfer, Bemidji State MN, 1:07.69
5. Warren Wild, Fort Lewis CO, 1:08.29
6. George Fernandez, Drury MO, 1:09.10

Consolation

7. Anthony VanBuuren, Simon Fraser CAN, 1:07.91
8. Dave Volland, Drury MO, 1:08.15
9. Martin Buchheim, Simon Fraser CAN, 1:08.28
10. Thomas Dailey, Denver CO, 1:08.52
11. Michael Burkman, Fairmont State WV, 1:08.74
12. Mike MacKinnon, Pacific Lutheran WA, 1:09.35

INDIVIDUAL RESULTS (cont'd.)

200-METER BREASTSTROKE

Final

1. Ray Markle, Drury MO, 2:23.53
2. Paul Stanford, Denver CO, 2:27.38
3. Dave Volland, Drury MO, 2:28.44
4. Thomas Dailey, Denver CO, 2:28.96
5. Anthony VanBuuren, Simon Fraser CAN, 2:29.24
6. Jim Kochendorfer, Bemidji State MN, 2:30.43

Consolation

7. Martin Buchheim, Simon Fraser CAN, 2:28.61
8. Jeff Cain, Bemidji State MN, 2:29.18
9. Tim Rannow, Bemidji State MN, 2:29.57
10. Todd Schopp, Simon Fraser CAN, 2:29.95
11. George Fernandez, Drury MO, 2:31.17
12. Michael Leuthold, Willamette OR, 2:33.80

100-METER BUTTERFLY

Final

1. Thomas Ullrich, Denver CO, 56.59
2. Devin Gray, Southern Oregon, 56.73
3. Mark Collings, Denver CO, 57.97
4. Doyt Ladd, Drury MO, 58.13
5. Jeff Walker, Central Washington, 58.20
6. Mark Duecker, Drury MO, 58.67

Consolation

7. Duncan Morrell, Shepherd WV, 59.07
8. Uwe Wessbecher, Lewis & Clark OR, 59.10
9. Jon Schmitz, Bemidji State MN, 59.39
10. Per-ola Brinck, Drury MO, 59.45
11. John Bockstahlor, Western State CO, 1:00.18
12. Joseph Farleo, Nazareth NY, 1:00.25

200-METER BUTTERFLY

Final

1. Roger Bird, Drury MO, 2:09.14
2. Uwe Wessbecher, Lewis & Clark OR, 2:09.37
3. Eric Cross, Drury MO, 2:10.61
4. Duncan Morrell, Shepherd WV, 2:11.28
5. Keith Uebele, Rockford IL, 2:11.61
6. Per-ola Brinck, Drury MO, 2:13.26

Consolation

7. Gerald Nappi, Westminster PA, 2:11.45
8. Doyt Ladd, Drury MO, 2:11.85
9. Paul Smith, Wisconsin-Eau Claire, 2:12.68
10. Mark Olson, Pacific Lutheran WA, 2:13.39
11. Mark Duecker, Drury MO, 2:15.68
12. Jan Luigard, Fairmont State WV, 2:15.69

200-METER INDIVIDUAL MEDLEY

Final

1. Paul Stanford, Denver CO, 2:09.12
2. Tom Laurie, Simon Fraser CAN, 2:09.67
3. Ray Markle, Drury MO, 2:10.03
4. Mark Green, Wisconsin-Eau Claire, 2:11.76
5. Thomas Fitzgibbons, Fairmont State WV, 2:12.86
6. Dan Bragg, Lewis & Clark OR, 2:13.41

Consolation

7. Michael Richmond, Denver CO, 2:12.16
8. Mark Duecker, Drury MO, 2:12.97
9. Eric Cross, Drury MO, 2:12.98
10. Paul Craig, Central Washington, 2:13.20
11. Gerald Nappi, Westminster PA, 2:13.37
12. Steve Kreinz, Drury MO, 2:13.44

400-METER INDIVIDUAL MEDLEY

Final

1. Paul Stanford, Denver CO, 4:33.76
2. Russell Dale, Simon Fraser CAN, 4:39.49
3. Mark Green, Wisconsin-Eau Claire, 4:40.21
4. Lance Cansdale, Simon Fraser CAN, 4:40.40
5. William Randall, Denver CO, 4:40.54
6. Michael Richmond, Denver CO, 4:43.55

Consolation

7. Thomas Boese, Denver CO, 4:42.34
8. Roger Bird, Drury MO, 4:42.47
9. Thomas Fitzgibbons, Fairmont State WV, 4:42.53
10. Bruce Burgstahler, Minnesota-Duluth, 4:43.22
11. Eric Cross, Drury MO, 4:47.12
12. Gerald Nappi, Westminster PA, 4:54.18

ONE METER DIVING

Final

1. Mike Lewis, Drury MO, 460.53
2. Tony Kukich, Bemidji State MN, 414.15
3. Joe Koziol, Wisconsin-Eau Claire, 389.49
4. Jeff Weber, Wisconsin-Eau Claire, 384.75
5. Dan Laak, Wisconsin-LaCrosse, 355.11
6. Kip Strate, Drury MO, 351.00
7. Gord Johnston, Simon Fraser CAN, 348.66
8. Dave Bergeman, Nazareth NY, 346.98
9. Tom Bofferding, Bemidji State MN, 344.61
10. Roger Katchuk, Fairmont State WV, 341.31
11. Dan Pech, Western State CO, 335.13
12. Al Hudacek, Minnesota-Duluth, 333.72

THREE-METER DIVING

Final

1. Mike Lewis, Drury MO, 455.50
2. Tony Kukich, Bemidji State MN, 422.40
3. Joe Koziol, Wisconsin-Eau Claire, 420.95
4. Ed Lugeanbeal, Bemidji State MN, 404.00
5. Jeff Weber, Wisconsin-Eau Claire, 401.15
6. Doug Brown, Wisconsin-Eau Claire, 393.45
7. Jim Morris, Minnesota-Duluth, 381.00
8. Dan Pech, Western State CO, 376.10
9. Scott Lessard, Fort Lewis CO, 371.05
10. Tom Bofferding, Bemidji State MN, 356.65
11. Dave Bergeman, Nazareth NY, 351.45
12. Dan Laak, Wisconsin-LaCrosse, 327.90

400-METER MEDLEY RELAY

Final

1. Drury MO (Sean Allison, Doyt Ladd, Ray Markle, Pete Rodenburg), 3:53.47
2. Denver CO (Tom Boese, Tom Ullrich, Paul Stanford, Alan Voisard), 3:57.71
3. Westminster PA (Pat McCarthy, Gerald Nappi, Myron Luthringer, Bill Olmstead), 3:58.02
4. Simon Fraser CAN (Bryce Fleming, Tom Laurie, Anthony VanBuuren, Michael Price), 3:59.99
5. Bemidji State MN (Brian O'Neill, Jon Schmidt, Jim Kochendorfer, Rick Fitzgerald), 4:00.72
6. Fairmont State WV (Todd Kelzer, Jon Luigard, Mike Burkman, Don Masterson), 4:07.21

Consolation

7. Pacific Lutheran WA, 4:03.14
8. Central Washington, 4:03.88
9. Wisconsin-Eau Claire, 4:05.51
10. Wisconsin-LaCrosse, 4:05.55
11. Lewis & Clark OR, 4:06.25
12. Willamette OR, 4:06.54

400-METER FREESTYLE RELAY

Final

1. Denver CO (Alan Voisard, Mark Collings, Mike Richmond, Tom Ullrich), 3:28.18
2. Drury MO (Tim Ruck, Ron Staab, Dan Sullivan, Peter Rodenburg), 3:28.66
3. Bemidji State MN (Rick Fitzgerald, Steve Rodenbeck, Tony Jackson, Pat Hammann), 3:31.50
4. Central Washington (Jeff Walker, Bob Kennedy, Paul Craig, Tom Dunning), 3:32.51
5. Wisconsin-Eau Claire (Tom McManners, Wade Reddy, Al Opsahl, Bill Elliott), 3:33.88
6. Wisconsin-LaCrosse (Gerald Kollross, Al Ripple, Bob Halstead, Mike Timken), 3:35.45

Consolation

7. Willamette OR, 3:35.46
8. Western State CO, 3:37.16
9. Simon Fraser CAN, 3:37.42
10. Fairmont State WV, 3:38.18
11. Lewis & Clark OR, 3:38.37
12. Southern Oregon, 3:39.03

INDIVIDUAL RESULTS (Cont'd.)

800-METER FREESTYLE RELAY

Final

1. Drury MO, (Ron Staab, Peter Rodenburg, Dan Sullivan, Tim Ruck), 7:39.81
2. Denver CO (Tom Ullrich, Paul Stanford, Mark Collings, Alan Voisard), 7:41.68
3. Wisconsin-Eau Claire (Paul Smith, Tom McManners, Mark Green, Wade Reddy), 7:50.27
4. Central Washington (John Lindquist, Rob Kennedy, Jeff Walker, Paul Craig), 7:50.38
5. Simon Fraser CAN (Tom Laurie, Lance Cansdale, Michael Price, Bryce Fleming), 7:55.45
6. Lewis & Clark OR (Matt Boyd, Uwe Wessbecker, Chris Edison, Dan Bragg), 7:55.85

800-METER FREESTYLE RELAY (cont'd.)

Consolation

7. Western State CO, 7:56.51
8. Rockford IL, 7:57.05
9. Bemidji State MN, 7:57.91
10. Fairmont State WV, 8:00.23
11. Willamette OR, 8:03.84
12. Southern Oregon, 8:08.93

Note: Top 6 in each event (individual and relay) were named NAIA All-Americans.

TEAM CHAMPIONSHIP RESULTS

YEAR	SITE	CHAMPION	POINTS	RUNNER-UP	POINTS
1957	Edwardsville, IL	East Carolina NC	54	Southern Illinois	50
1958	Muncie, IN	North Central IL	88	Central Michigan	54 1/2
1959	Muncie, IN	East Carolina NC	71	North Central IL	68
1960	Muncie, IN	Southern Illinois	150 1/2	North Central IL	87 1/2
1961	Detroit, MI	North Central IL	111	Detroit Tech MI	78
1962	Detroit, MI	North Central IL	124	Detroit Tech MI	75
1963	Bartlesville, OK	North Central IL	101	Macalester MN	65
1964	St. Paul, MN	Macalester MN	94	Eastern New Mexico	90
1965	LaCrosse, WI	Macalester MN	71	Eastern New Mexico	55
1966	Conway, AR	Macalester MN	250 1/2	Eastern New Mexico	188
1967	Buffalo, NY	Claremont-Mudd CA	185	Bemidji State MN	168
				Macalester MN	168
1968	St. Cloud, MN	Eastern Michigan	326	Claremont-Mudd CA	279
1969	Downers Grove, IL	Eastern Michigan	312	Claremont-Mudd CA	252
1970	LaCrosse, WI	Eastern Michigan	339	Claremont-Mudd CA	316
1971	Clarion, PA	Eastern Michigan	325	Simon Fraser CAN	223
1972	Marshall, MN	Simon Fraser CAN	332	Claremont-Mudd CA	217
1973	Pittsburg, KS	Simon Fraser CAN	378	West Liberty WV	277
1974	Downers Grove, IL	Simon Fraser CAN	434	Occidental CA	218
1975	Marshall, MN	Simon Fraser CAN	515	Central Washington	191
1976	Marshall, MN	Simon Fraser CAN	419	Central Washington	201
1977	Marshall, MN	Simon Fraser CAN	424	Central Washington	249
1978	Portland, OR	Simon Fraser CAN	461	Wisconsin-Eau Claire	214
1979	Huntsville, AL	Simon Fraser CAN	449	Wisconsin-Eau Claire	271
1980	Whitewater, WI	Simon Fraser CAN	422	Drury MO	382
1981	Liberty, MO	Drury MO	483	Denver CO	304
				Simon Fraser CAN	304
1982	Burnaby, B.C. CAN	Drury MO	456	Denver CO	301

<u>ALL-TIME TEAM CHAMPIONSHIPS</u>					
Simon Fraser CAN	9	Macalester MN	3	Claremont-Mudd CA	1
Eastern Michigan	4	Drury MO	2	Southern Illinois	1
North Central IL	4	East Carolina NC	2		

<u>ALL-TIME INDIVIDUAL CHAMPIONSHIPS</u>					
Simon Fraser CAN	101	Eastern New Mexico	8	Fairmont State WV	3
North Central IL	44	West Liberty WV	8	Occidental CA	3
Drury MO	29	Detroit Tech MI	7	Redlands CA	3
Macalester MN	20	Denver CO	6	Adelphi NY	2
Claremont-Mudd CA	19	Pacific Lutheran WA	6	Emporia State KS	2
Central Washington	18	Central State OH	5	Gustavus-Adolphus MN	2
Monmouth NJ	17	Indiana State	5	Hendrix AR	2
Eastern Illinois	13	Southwest State MN	5	Illinois State	2
Southern Illinois	13	Willamette OR	5	Illinois Wesleyan	2
Eastern Michigan	12	California Tech	4	Northern Montana	2
Clarion State PA	10	Puget Sound WA	4	Pomona-Pitzer CA	2
Southern Oregon	10	Adams State CO	3	Western Illinois	2
Wisconsin-Eau Claire	10	Bemidji State MN	3	Wisconsin-Platteville	2
East Carolina NC	9				

Each of the following institutions has had one champion: Beloit WI; Bethany WV; Bloomsburg PA; Central Michigan; Chicago State IL; Hamline MN; Slippery Rock PA; Tennessee A&I; Union KY; Western Washington; Westminster PA; Wisconsin-LaCrosse; Wisconsin-Stevens Point.

Note: The above table includes co-championships. Relay victories count one for each event.

COACHES-OF-THE-YEAR

1972 Paul Savage, Simon Fraser, CAN	1978 Jim Bain, Denver CO
1973 Gary Chase, Pacific Lutheran WA	1979 Paul Savage, Simon Fraser CAN
1974 Bob Gregson, Central Washington	1980 Lee Albrecht, Bemidji State MN
1975 Jack Steck, Drury MO	1981 Jim Brik, Willamette OR
1976 Tom Prior, Wisconsin-Eau Claire	1982 Jack Steck, Drury MO
1977 Steve Mahanney, Fairmont State WV	

MOST INDIVIDUAL CHAMPIONS, ONE YEAR

Thirteen Titles

Simon Fraser CAN, 1975

Eleven Titles

Southern Illinois, 1960
Simon Fraser CAN, 1974, 1976

Ten Titles

Simon Fraser CAN, 1978
Drury MO, 1982

Nine Titles

North Central IL, 1962, 1963
Simon Fraser CAN, 1977, 1980

Eight Titles

Drury MO, 1981

Seven Titles

North Central IL, 1961
Simon Fraser CAN, 1973

Six Titles

North Central IL, 1958
Eastern Michigan, 1968, 1970
Simon Fraser CAN, 1971, 1979

MOST INDIVIDUAL TITLES, ONE YEAR

Three Titles

Richard Blick, North Central IL, 1959 (100-yard freestyle, 500-yard freestyle, 200-yard freestyle)
Richard Blick, North Central IL, 1961 (100-yard freestyle, 200-yard freestyle, 500-yard freestyle)
Richard Blick, North Central IL, 1962 (100-yard freestyle, 200-yard free style, 500-yard freestyle)
Al Corrigan, North Central IL, 1963 (200-yard freestyle, 500-yard freestyle, 200-yard individual medley)
Gary Davis, Simon Fraser CAN, 1980 (200-yard freestyle, 500-yard freestyle, 1650-yard freestyle)
Peter Harrower, Simon Fraser CAN, 1970 (500-yard freestyle, 1650-yard freestyle, 400-yard individual medley)
Peter Harrower, Simon Fraser CAN, 1971 (500-yard freestyle, 1650-yard freestyle, 400 yard individual medley)
Peter Harrower, Simon Fraser CAN, 1972 (500-yard freestyle, 1650-yard freestyle, 400-yard individual medley)
Terry Ludwig, Pacific Lutheran WA, 1973 (200-yard freestyle, 500-yard freestyle, 1650-yard freestyle)
Gary MacDonald, Simon Fraser CAN, 1975 (50-yard freestyle, 100-yard freestyle, 100-yard butterfly)
Bruce Parker, Redlands CA, 1965 (200-yard individual medley, 500-yard freestyle, 1650-yard freestyle)
Bruce Robertson, Simon Fraser CAN, 1977 (100-yard freestyle, 100-yard butterfly, 200-yard individual medley)

Three Titles (cont'd.)

Jon Stewart, Southwest State MN, 1976 (200-yard freestyle, 500-yard freestyle, 1650-yard freestyle)
Robert Thomas, Eastern Illinois, 1972 (100-yard backstroke, 200-yard backstroke, 200-yard individual medley)
Ken Tillman, Monmouth NJ, 1967 (400-yard individual medley, 500-yard freestyle, 1650-yard freestyle)
Ken Tillman, Monmouth NJ, 1968 (400-yard individual medley, 500-yard freestyle, 1650-yard freestyle)
Ken Tillman, Monmouth NJ, 1969 (400-yard individual medley, 200-yard individual medley, 200-yard backstroke)
John Van Buuren, Simon Fraser CAN, 1973 (100-yard backstroke, 200-yard backstroke, 200-yard individual medley)
John Van Buuren, Simon Fraser CAN, 1974 (100-yard backstroke, 200-yard butterfly, 200-yard individual medley)
John Van Buuren, Simon Fraser CAN, 1975 (100-yard backstroke, 200-yard butterfly, 200-yard individual medley)
John Van Buuren, Simon Fraser CAN, 1976 (100-yard backstroke, 200-yard butterfly, 200-yard individual medley)
Doug Webster, Eastern Michigan, 1968 (100-yard backstroke, 200-yard backstroke, 200-yard individual medley)

MOST INDIVIDUAL TITLES, CAREER

Twelve Titles

John Van Buuren, Simon Fraser CAN, (100-yard backstroke 1973-74-75-76; 200-yard backstroke 1973; 200-yard butterfly 1974-75-76; 200-yard individual medley 1973-74-75-76)

Eleven Titles

Richard Blick, North Central IL (100-yard freestyle 1959-61-62; 200-yard freestyle 1961-62; 220 yard freestyle 1959-60; 440-yard freestyle 1959-60-61-62)
Peter Harrower, Simon Fraser CAN (500-yard freestyle 1969-70-71-72; 1650-yard freestyle 1969-70-71-72; 400-yard individual medley 1970-71-72)

Ten Titles

Ken Tillman, Monmouth NJ (200-yard backstroke 1969; 500-yard freestyle 1967-68; 1650-yard freestyle 1967-68; 200-yard individual medley 1969-71; 400-yard individual medley 1967-68-69)

REPEAT CHAMPIONS

Four-Time

Richard Blick, North Central IL (440-yard freestyle 1959-60-61-62)
Peter Harrower, Simon Fraser CAN (500-yard freestyle 1969-70-71-72; 1650-yard freestyle 1969-70-71-72)
James Hartzell, North Central IL (200-yard backstroke 1962-63-64-65)
John Van Buuren, Simon Fraser CAN (200-yard individual medley 1973-74-75-76; 100-yard backstroke 1973-74-75-76)

Three Time

Ernie Alix, North Central IL (200-yard butterfly 1958-59-60)
Daniel Furlan, Eastern Illinois (100-yard breaststroke 1968-69-70; 200-yard breaststroke 1968-69-70)

Three-time (cont'd)

Mark Hahto, Simon Fraser CAN (200-yard butterfly 1978-79-80)
Peter Harrower, Simon Fraser CAN (400-yard individual medley 1970-71-72)
James Hartzell, North Central IL (100-yard backstroke 1963-64-65)
Steve Koga, Willamette OR (100-yard freestyle 1980; 100-meter freestyle 1981-82)
Mike Lewis, Drury MO (one-meter diving, 1980-81-82)
Gerald Malella, Central Washington (200-yard butterfly 1964-65-66)
Avraham Melamed, West Liberty WV (200-yard butterfly 1971-72-73)
Craig Phillips, Southern Oregon (50-yard freestyle 1972-73-74; 100-yard freestyle 1972-73-74)

REPEAT CHAMPIONS (cont'd.)

Three Time (cont'd.)

Ken Sully, Simon Fraser CAN (3 meter diving 1970-71-72)
 Ken Tillman, Monmouth NJ (400-yard individual medley 1970-71-72)
 John Van Buuren, Simon Fraser CAN (200-yard butterfly 1974-75-76)

Three Time (cont'd.)

Al Warren, Central State OH (3 meter diving 1961-62-63)
 Mike Zucca, Clarion State PA (3 meter diving 1975-76-77)

NATIONAL MEET RECORDS

50-YARD FREESTYLE

21.018, James Harmon, Wisconsin-Eau Claire, 1979

50-METER FREESTYLE

23.36, Steve Koga, Willamette OR, 1981

100-YARD FREESTYLE

46.044, James Harmon, Wisconsin-Eau Claire, 1979

100-METER FREESTYLE

50.98, Steve Koga, Willamette OR, 1982

200-YARD FREESTYLE

1:42.289, James Yount, Drury MO, 1979

200-METER FREESTYLE

1:52.78, Dan Sullivan, Drury MO, 1982

500-YARD FREESTYLE

4:36.226, Gary Davis, Simon Fraser CAN, 1979

400-METER FREESTYLE

4:00.55, Dan Sullivan, Drury MO, 1982

1650-YARD FREESTYLE

15:59.78, Jon Stewart, Southwest State MN, 1976

1500-METER FREESTYLE

15:59.454, Malcolm Crimp, Simon Fraser CAN, 1981

100-YARD BACKSTROKE

52.24, John VanBuuren, Simon Fraser CAN, 1975

100-METER BACKSTROKE

58.00, Sean Allison, Drury MO, 1982

200-YARD BACKSTROKE

1:55.35, D'Arcy Hamilton, Simon Fraser CAN, 1977

200-METER BACKSTROKE

58.00, Sean Allison, Drury MO, 1982

100-YARD BREASTSTROKE

58.99, Dan Furlan, Eastern Illinois, 1970

100-METER BREASTSTROKE

1:06.045, Myron Luthringer, Westminster PA, 1981

200-YARD BREASTSTROKE

2:07.73, David Heinbuch, Simon Fraser CAN, 1976

200-METER BREASTSTROKE

2:23.53, Ray Markle, Drury MO, 1982

100-YARD BUTTERFLY

50.06, Bruce Robertson, Simon Fraser CAN, 1977

100-METER BUTTERFLY

56.59, Thomas Ullrich, Denver CO, 1982

200-YARD BUTTERFLY

1:51.727, Mark Hahto, Simon Fraser CAN, 1979

200-METER BUTTERFLY

2:09.14, Roger Bird, Drury MO, 1982

200-YARD INDIVIDUAL MEDLEY

1:54.34, John Van Buuren, Simon Fraser CAN, 1976

200-METER INDIVIDUAL MEDLEY

2:09.12, Paul Stanford, Denver CO, 1982

400-YARD INDIVIDUAL MEDLEY

4:08.67, Larry Steele, Simon Fraser CAN, 1976

400-METER INDIVIDUAL MEDLEY

4:33.344, Malcolm Crimp, Simon Fraser CAN, 1981

400-YARD FREESTYLE RELAY

3:05.829, Drury MO (Michael Wagon, Tom Schaper, Bruce Rogers, Jim Yount), 1979

400-METER FREESTYLE RELAY

3:28.18, Denver CO (Alan Voisard, Mark Collings, Mike Richmond, Tom Ullrich), 1982

800-YARD FREESTYLE RELAY

6:53.337, Wisconsin-Eau Claire, (John Eberlin, Andrew Antonetz, Nate Nevid, Jim Harmon), 1979

800-METER FREESTYLE RELAY

7:39.442, Drury MO (Dan Sullivan, Tim Ruck, Mark Hartung, James Yount), 1981

400-YARD MEDLEY RELAY

3:29.52, Simon Fraser CAN (John Van Buuren, Dave Heinbuch, Gary McDonald, John Trotter), 1976

400-METER MEDLEY RELAY

3:53.47, Drury MO (Sean Allison, Doyt Ladd, Ray Markle, Pete Rodenburg), 1982

ONE METER DIVING

473.13, Tony Perrielle, Clarion State PA, 1976

THREE METER DIVING

530.76, Mike Zucca, Clarion State PA, 1976

ALL-TIME INDIVIDUAL CHAMPIONS

50-METER FREESTYLE

1981 Steve Koga, Willamette OR, 23.361

1982 Steve Koga, Willamette OR, 23.42

50-YARD FREESTYLE

1957 Dick Wells, Western Illinois, 23.7

1958 Jim Rank, North Central IL, 24.0

1959 Willia McGinnis, Slippery Rock PA, 24.4

1960 Ray Padovan, Southern Illinois, 23.5

1961 Vince Tolentino, North Central IL, 23.0

1962 Rex Anderson, Eastern New Mexico, 23.2

1963 Byron Stauffer, Puget Sound WA, 22.9

1964 Joe Mannikko, Macalaster MN, 22.7

1965 Joe Mannikko, Macalaster MN, 22.2

1966 Tom Olson, Wisconsin-Platteville, 22.6

1967 Henry DeWitt, California Tech, 21.88

1968 Henry DeWitt, California Tech, 22.4

1969 Eric Jones, Claremont-Mudd CA, 21.89

1970 Eric Jones, Claremont-Mudd CA, 21.90

1971 David Gibas, Bloomsburg State PA, 21.81

1972 Craig Phillips, Southern Oregon, 21.69

1973 Craig Phillips, Southern Oregon, 21.14

1974 Craig Phillips, Southern Oregon, 21.42

1975 Gary MacDonald, Simon Fraser CAN, 21.09

1976 Gary MacDonald, Simon Fraser CAN, 21.24

1977 Eric Tracy, Central Washington, 21.49

1978 James Harmon, Wisconsin-Eau Claire, 21.27

1979 James Harmon, Wisconsin-Eau Claire, 21.018

1980 Jeff Walker, Central Washington, 21.47

100-METER FREESTYLE

1981 Steve Koga, Willamette OR, 51.281

1982 Steve Koga, Willamette OR, 50.98

100-YARD FREESTYLE

1957 Richard Wells, Western Illinois, 53.6

1958 Jim Rank, North Central IL, 53.5

1959 Richard Blick, North Central IL, 51.0

1960 Ray Padovan, Southern Illinois, 50.7

1961 Richard Blick, North Central IL, 51.0

1962 Richard Blick, North Central IL, 49.6

1963 Roger Kiekhof, North Central IL, 50.4

1964 Rick Purvis, Eastern New Mexico, 50.4

1965 Bill Goers, Wisconsin-LaCrosse, 50.0

1966 Rick Purvis, Eastern New Mexico, 50.0

1967 Henry DeWitt, California Tech, 48.57

1968 Henry DeWitt, California Tech, 49.2

1969 Kim Cummings, Adams State CO, 47.95

1970 Eric Jones, Claremont-Mudd CA, 48.64

1971 Eric Jones, Claremont-Mudd CA, 48.54

1972 Craig Phillips, Southern Oregon, 47.44

1973 Craig Phillips, Southern Oregon, 47.40

1974 Craig Phillips, Southern Oregon, 47.63

1975 Gary MacDonald, Simon Fraser CAN, 47.17

1976 Gary MacDonald, Simon Fraser CAN, 46.89

1977 Bruce Robertson, Simon Fraser CAN, 46.75

1978 James Harmon, Wisconsin-Eau Claire, 47.26

1979 James Harmon, Wisconsin-Eau Claire, 46.044

1980 Steve Koga, Willamette OR, 46.57

ALL-TIME INDIVIDUAL CHAMPIONS (cont'd.)

200-METER FREESTYLE

1981 James Yount, Drury MO, 1:53.499
1982 Dan Sullivan, Drury MO, 1:52.78

200-YARD FREESTYLE

1957 Pat Mattison, Beloit WI, 2:19.6+
1958 John Molitor, North Central IL, 2:17.9+
1959 Richard Blick, North Central IL, 2:05.8+
1960 Richard Blick, North Central IL, 2:08.6+
1961 Richard Blick, North Central IL, 2:04.4
1962 Richard Blick, North Central IL, 2:03.0
1963 Al Corrigan, North Central IL, 1:52.5
1964 John Jewell, Puget Sound WA, 1:54.1
1965 Larry Dalton, Indiana State, 1:52.0
1966 Walt Rohlfing, Occidental CA, 1:50.7
1967 Jim DeWeerd, Macalester MN, 1:50.22
1968 Tom Liotti, Adelphi NY, 1:49.5
1969 Kim Cummings, Adams State CO, 1:45.73
1970 Jeff Huxley, Eastern Michigan, 1:47.21
1971 William Severson, Macalester MN, 1:46.88
1972 Kim Cummings, Adams State CO, 1:45.29
1973 Terry Ludwig, Pacific Lutheran WA, 1:46.26
1974 Pat McCloskey, Simon Fraser CAN, 1:45.04
1975 Pat McCloskey, Simon Fraser CAN, 1:44.93
1976 John Stewart, Southwest State MN, 1:43.08
1977 John Orchard, Fairmont State WV, 1:43.34
1978 Victor Batchelor, Simon Fraser CAN, 1:42.94
1979 James Yount, Drury MO, 1:42.289
1980 Gary Davis, Simon Fraser CAN, 1:42.54

+ 220 yards

400-METER FREESTYLE

1981 James Yount, Drury MO, 4:02.051
1982 Dan Sullivan, Drury MO, 4:00.55

500-YARD FREESTYLE

1959 Richard Blick, North Central IL, 4:41.8+
1960 Richard Blick, North Central IL, 4:42.1+
1961 Richard Blick, North Central IL, 4:33.9+
1962 Richard Blick, North Central IL, 4:31.4+
1963 Al Corrigan, North Central IL, 5:15.3
1964 Jeff Tinius, Central Washington, 5:20.5
1965 Bruce Parker, Redlands CA, 5:09.7
1966 Jeff Tinius, Central Washington, 5:09.6
1967 Ken Tillman, Monmouth NJ, 5:02.92
1968 Ken Tillman, Monmouth NJ, 4:56.20
1969 Peter Harrower, Simon Fraser CAN, 4:57.19
1970 Peter Harrower, Simon Fraser CAN, 4:56.86
1971 Peter Harrower, Simon Fraser CAN, 4:50.00
1972 Peter Harrower, Simon Fraser CAN, 4:48.09
1973 Terry Ludwig, Pacific Lutheran WA, 4:45.65
1974 Pat McCloskey, Simon Fraser CAN, 4:43.33
1975 Doug Martin, Simon Fraser CAN, 4:39.29
1976 Jon Stewart, Southwest State MN, 4:36.34
1977 Doug Martin, Simon Fraser CAN, 4:37.72
1978 Kelly Franks, Simon Fraser CAN, 4:36.37
1979 Gary Davis, Simon Fraser CAN, 4:36.226
1980 Gary Davis, Simon Fraser CAN, 4:45.55

+440 yards

1500-METER FREESTYLE

1981 Malcolm Crimp, Simon Fraser CAN, 15:59.454
1982 Russell Dale, Simon Fraser CAN, 16:05.51

1650-YARD FREESTYLE

1960 Walt Rodgers, Southern Illinois 19:16.5+
1961 Rubin Roca, North Central IL, 19:42.8+
1962 John Westcott, Detroit Tech MI, 19:12.2+
1963 Fred LaRue, Emporia State KS, 19:04.4
1964 Gerald Melella, Central Washington, 19:01.5
1965 Bruce Parker, Redlands CA, 18:13
1966 Jeff Tinius, Central Washington, 18:35.5
1967 Ken Tillman, Monmouth NJ, 17:58.12
1968 Ken Tillman, Monmouth NJ, 17:31.5
1969 Peter Harrower, Simon Fraser CAN, 17:18.2
1970 Peter Harrower, Simon Fraser CAN, 17:10.33
1971 Peter Harrower, Simon Fraser CAN, 17:02.14

1650-YARD FREESTYLE (cont'd)

1972 Peter Harrower, Simon Fraser CAN, 16:49.57
1973 Terry Ludwig, Pacific Lutheran WA, 16:51.41
1974 Doug Martin, Simon Fraser CAN, 16:33.74
1975 Doug Martin, Simon Fraser CAN, 16:01.46
1976 Jon Stewart, Southwest State MN, 15:59.78
1977 Jon Stewart, Southwest State MN, 16:10.68
1978 Kelly Franks, Simon Fraser CAN, 16:04.51
1979 Robert Barton, Simon Fraser CAN, 16:04.351
1980 Gary Davis, Simon Fraser CAN, 16:20.69

100-METER BACKSTROKE

1981 Sean Allison, Drury MO, 56.295
1982 Sean Allison, Drury MO, 58.00

100-YARD BACKSTROKE

1960 Ron Ballatore, Southern Illinois, 1:00.9
1961 George Vrhel, Illinois State, 58.9
1962 Tim Kennary, Detroit Tech MI, 58.5
1963 James Hartzell, North Central IL, 58.3
1964 James Hartzell, North Central IL, 56.1
1965 James Hartzell, North Central IL, 58.3
1966 Lyndon Meredith, Puget South WA, 56.7
1967 Fred Woertman, Monmouth NJ, 57.43
1968 Doug Webster, Eastern Michigan, 56.7
1969 Alex Fedko, Simon Fraser CAN, 55.77
1970 Thomas Axtell, Macalester MN, 55.88
1971 Robert Thomas, Eastern Illinois, 55.94
1972 Robert Thomas, Eastern Illinois, 54.90
1973 John VanBuuren, Simon Fraser CAN, 54.32
1974 John VanBuuren, Simon Fraser CAN, 53.35
1975 John VanBuuren, Simon Fraser CAN, 52.24
1976 John VanBuuren, Simon Fraser CAN, 52.46
1977 D'Arcy Hamilton, Simon Fraser CAN, 53.34
1978 Ron Barnard, Pacific Lutheran WA, 54.39
1979 Mike Wagon, Drury MO, 54.064
1980 Nick Borrelly, Simon Fraser CAN, 54.24

200-METER BACKSTROKE

1981 Nick Borrelly, Simon Fraser CAN, 2:09.238
1982 Bryce Fleming, Simon Fraser CAN, 2:08.30

200-YARD BACKSTROKE

1957 Bob Sawyer, East Carolina NC, 2:22.7
1958 Ear Reaume, Central Michigan, 2:17.6
1959 Bob Sawyer, East Carolina NC, 2:19.0
1960 Ron Ballatore, Southern Illinois, 2:19.8
1961 George Vrhel, Illinois State, 2:11.5
1962 James Hartzell, North Central IL, 2:07.2
1963 James Hartzell, North Central IL, 2:04.8
1964 James Hartzell, North Central IL, 2:03.1
1965 James Hartzell, North Central IL, 2:03.6
1966 Fred Woertman, Monmouth NJ, 2:09.2
1967 Fred Woertman, Monmouth NJ, 2:06.67
1968 Doug Webster, Eastern Michigan, 2:02.6
1969 Ken Tillman, Monmouth NJ, 2:00.0
1970 Thomas Axtell, Macalester MN, 2:02.00
1971 Robert Thomas, Eastern Illinois, 1:59.20
1972 Robert Thomas, Eastern Illinois, 1:58.63
1973 John VanBuuren, Simon Fraser CAN, 2:00.11
1974 Anders Sandberg, Simon Fraser CAN, 1:56.08
1975 Ronald Barnard, Pacific Lutheran WA, 1:56.54
1976 Anders Sandberg, Simon Fraser CAN, 1:58.50
1977 D'Arcy Hamilton, Simon Fraser CAN, 1:55.35
1978 Cortor Batchelor, Simon Fraser CAN, 1:56.76
1979 Nick Borrelly, Simon Fraser CAN, 1:56.875
1980 Nick Borrelly, Simon Fraser CAN, 1:55.67

100-METER BREASTSTROKE

1981 Myron Luthringer, Westminster PA, 1:06.045
1982 Ray Markie, Drury MO, 1:06.06

ALL-TIME INDIVIDUAL CHAMPIONS (Cont'd)

100-YARD BREASTSTROKE

1960 Bert Rumpel, Southern Illinois, 1:05.4
 1961 Byron Ware, North Central IL, 1:07.4
 1962 Bob Lindemoen, Macalaster MN, 1:06.1
 1963 Dell Hall, Gustavus Adolphus MN, 1:05.1
 1964 Bill Clark, Macalaster MN, 1:04.2
 1965 Don Gabriel, Detroit Tech, MI, 1:02.7
 1966 Tom Olson, Wisconsin-Platteville, 1:02.9
 1967 Steve Taff, Macalester MN, 1:01.90
 1968 Daniel Furlan, Eastern Illinois, 1:01.8
 1969 Daniel Furlan, Eastern Illinois, 59.64
 1970 Daniel Furlan, Eastern Illinois, 58.99
 1971 Peter Cross, Simon Fraser CAN, 1:01.08
 1972 Yoel Kende, West Liberty State WV, 1:01.18
 1973 Yoel Kende, West Liberty State WV, 1:00.19
 1974 Jeff Voelz, Wisconsin-Eau Claire, 1:00.58
 1975 Fred Evans, Chicago State IL, 59.63
 1976 Rick Cleland, Southern Oregon, 59.28
 1977 Russ Ferguson, Central Washington, 59.14
 1978 Dan Jesse, Wisconsin-Stevens Point, 59.77
 1979 John McMahon, Fairmont State WV, 59.227
 1980 David Guthrie, Hendrix AR, 59.58

200-METER BREASTSTROKE

1981 Goran Jern, Denver CO, 2:25.422
 1982 Ray Markle, Drury MO, 2:23.53

200-YARD BREASTSTROKE

1957 Heinz Biekofsky, Illinois Wesleyan, 2:33.8
 1958 John Swann, Tennessee A&I, 2:39.8
 1959 John Bennett, Macalester MN, 2:35.0
 1960 Bert Rumpel, Southern Illinois, 2:22.9
 1961 Robert Lindemoen, Macalester MN, 2:27.0
 1962 Robert Lindemoen, Macalester MN, 2:27.0
 1963 Dell Hall, Gustavus Adolphus MN, 2:24.0
 1964 Bill Clark, Macalester MN, 2:33.0
 1965 Vernon Labsch, Central Washington, 2:21.5
 1966 Bill Sever, Northern Montana, 2:20
 1967 Steve Taff, Macalester MN, 2:15.80
 1968 Daniel Furlan, Eastern Illinois, 2:19.6
 1969 Daniel Furlan, Eastern Illinois, 2:13.24
 1970 Daniel Furlan, Eastern Illinois, 2:09.85
 1971 Peter Cross, Simon Fraser CAN, 2:15.73
 1972 Marc Hamren, Bemidji State MN, 2:15.80
 1973 Yoel Kende, West Liberty WV, 2:15.21
 1974 Gary Crabtree, Occidental CA, 2:12.62
 1975 Dave Heinbuch, Simon Fraser CAN, 2:09.94
 1976 Dave Heinbuch, Simon Fraser CAN, 2:07.73
 1977 Rick Cleland, Southern Oregon, 2:09.06
 1978 Craig Weishaar, Central Washington, 2:11.19
 1979 John McMahon, Fairmont State WV, 2:08.886
 1980 David Guthrie, Hendrix AR, 2:10.92

100-METER BUTTERFLY

1981 Mark Hartung, Drury MO, 57.402
 1982 Thomas Ullrich, Denver CO, 56.59

100-YARD BUTTERFLY

1960 Paul Wachendorfer, Southern Illinois, 59.4
 1961 Vince Stantostofano, Adelphi NY, 57.5
 1962 Larry Michelson, North Central IL, 56.2
 1963 Mark Michelson, North Central IL, 55.0
 1964 Bill Zorn, Eastern New Mexico, 54.8
 1965 Dave Emery, Western Washington, 54.9
 1966 Dick Stack, Hamline MN, 54.8
 1967 Lee Coats, Pomona-Pitzer CA, 54.4
 1968 Ted Blakesless, Eastern Michigan, 55.5
 1969 David Tempkin, Claremont-Mudd CA, 52.82
 1970 David Tempkin, Claremont-Mudd CA, 52.25
 1971 Avraham Melamed, West Liberty State WV, 53.22
 1972 Avraham Melamed, West Liberty State WV, 53.14
 1973 John Blanchard, Southern Oregon, 52.68
 1974 Bob Duncan, Simon Fraser CAN, 51.73
 1975 Gary MacDonald, Simon Fraser CAN, 51.94
 1976 William Morrow, Claremont-Mudd CA, 51.83
 1977 Bruce Robertson, Simon Fraser CAN, 50.06
 1978 Mark Hahto, Simon Fraser CAN, 51.81
 1979 Mark Hahto, Simon Fraser CAN, 51.116
 1980 Mark Hartung, Drury MO, 51.04

200-METER BUTTERFLY

1981 Paul Eckenroad, Denver CO, 2:06.833
 1982 Roger Bird, Drury MO, 2:09.14

200-YARD BUTTERFLY

1957 Heinz Biekofsky, Illinois Wesleyan, 2:34.4
 1958 Ernie Alix, North Central IL, 2:25.6
 1959 Ernie Alix, North Central IL, 2:19.6
 1960 Ernie Alix, North Central IL, 2:14.6
 1961 Bob Hillock, Detroit Tech MI, 2:15.9
 1962 Larry Michelson, North Central IL, 2:08.7
 1963 Mark Michelson, North Central IL, 2:09.9
 1964 Gerald Malella, Central Washington, 2:05.7
 1965 Gerald Malella, Central Washington, 2:04.6
 1966 Gerald Malella, Central Washington, 2:03.0
 1967 Lee Coats, Pomona-Pitzer CA, 2:04.07
 1968 Joe Busch, Claremont-Mudd CA, 2:03.8
 1969 David Tempkin, Claremont-Mudd CA, 1:58.35
 1970 David Tempkin, Claremont-Mudd CA, 1:56.90
 1971 Avraham Melamed, West Liberty State WV, 1:57.61
 1972 Avraham Melamed, West Liberty State WV, 1:54.36
 1973 Avraham Melamed, West Liberty State WV, 1:57.38
 1974 John VanBuuren, Simon Fraser CAN, 1:56.19
 1975 John VanBuuren, Simon Fraser CAN, 1:53.49
 1976 John VanBuuren, Simon Fraser CAN, 1:52.20
 1977 Roger Coburn, Central Washington, 1:54.60
 1978 Mark Hahto, Simon Fraser CAN, 1:53.25
 1979 Mark Hahto, Simon Fraser CAN, 1:51.727
 1980 Mark Hahto, Simon Fraser CAN, 1:52.61

200-METER INDIVIDUAL MEDLEY

1981 Steve Boss, Bemidji State MN, 2:10.741
 1982 Paul Stanford, Denver CO, 2:09.12

200-YARD INDIVIDUAL MEDLEY

1959 Ernie Alix, North Central IL, 2:20.7
 1960 Walt Rodgers, Southern Illinois, 2:14.1
 1961 Tom O'Rourke, Detroit Tech MI, 2:13.7
 1962 Alan Corrigan, North Central IL, 2:11.9
 1963 Alan Corrigan, North Central IL, 2:07.6
 1964 Dave Katz, Eastern New Mexico, 2:08.5
 1965 Bruce Parker, Redlands CA, 2:09.8
 1966 Bill Sever, Northern Montana, 2:07.8
 1967 Dave Campbell, Macalester MN, 2:07.12
 1968 Doug Webster, Eastern Michigan, 2:04.2
 1969 Ken Tillman, Monmouth NJ, 2:01.01
 1970 Lester McCormick, Eastern Michigan, 2:00.99
 1971 Ken Tillman, Monmouth NJ, 2:01.84
 1972 Robert Thomas, Eastern Illinois, 1:59.09
 1973 John VanBuuren, Simon Fraser CAN, 1:59.53
 1974 John VanBuuren, Simon Fraser CAN, 1:56.51
 1975 John VanBuuren, Simon Fraser CAN, 1:54.89
 1976 John VanBuuren, Simon Fraser CAN, 1:54.34
 1977 Bruce Robertson, Simon Fraser CAN, 1:56.54
 1978 Victor Batchelor, Simon Fraser CAN, 1:56.36
 1979 Mike Wagnon, Drury MO, 1:54.952
 1980 Mark Hartung, Drury MO, 1:56.96

400-METER INDIVIDUAL MEDLEY

1981 Malcolm Crisp, Simon Fraser CAN, 4:33.344
 1982 Paul Stanford, Denver CO, 4:33.76

400-YARD INDIVIDUAL MEDLEY

1963 Fred LaRue, Emporia State KS, 4:42.1
 1964 Dave Katz, Eastern New Mexico, 4:38.8
 1965 Gerald Malella, Central Washington, 4:36.6
 1966 Gerald Malella, Central Washington, 4:35.6
 1967 Ken Tillman, Monmouth NJ, 4:27.24
 1968 Ken Tillman, Monmouth NJ, 4:27.9
 1969 Ken Tillman, Monmouth NJ, 4:20.30
 1970 Peter Harrower, Simon Fraser CAN, 4:23.50
 1971 Peter Harrower, Simon Fraser CAN, 4:21.98
 1972 Peter Harrower, Simon Fraser CAN, 4:19.20
 1973 Gary MacDonald, Simon Fraser
 1974 Scott Wakefield, Pacific Lutheran WA, 4:16.79
 1975 Larry Steele, Simon Fraser CAN, 4:11.91
 1976 Larry Steele, Simon Fraser CAN, 4:08.67

ALL-TIME INDIVIDUAL CHAMPIONS (Cont'd)

400-METER INDIVIDUAL MEDLEY

1981 Malcolm Crisp, Simon Fraser CAN, 4:33.344
1982 Paul Stanford, Denver CO, 4:33.76

400-YARD INDIVIDUAL MEDLEY

1963 Fred LaRue, Emporia State KS, 4:42.1
1964 Dave Katz, Eastern New Mexico, 4:38.8
1965 Gerald Malella, Central Washington, 4:36.6
1966 Gerald Malella, Central Washington, 4:35.6
1967 Ken Tillman, Monmouth NJ, 4:27.24
1968 Ken Tillman, Monmouth NJ, 4:27.9
1969 Ken Tillman, Monmouth NJ, 4:20.30
1970 Peter Harrower, Simon Fraser CAN, 4:23.50
1971 Peter Harrower, Simon Fraser CAN, 4:21.98
1972 Peter Harrower, Simon Fraser CAN, 4:19.20
1973 Gary MacDonald, Simon Fraser CAN, 4:17.53
1974 Scott Wakefield, Pacific Lutheran WA, 4:16.79
1975 Larry Steele, Simon Fraser CAN, 4:11.91
1976 Larry Steele, Simon Fraser CAN, 4:08.67
1977 Victor Batchelor, Simon Fraser CAN, 4:09.65
1978 Rob Grundison, Simon Fraser CAN, 4:09.42
1979 Robert Barton, Simon Fraser CAN, 4:09.654
1980 Victor Batchelor, Simon Fraser CAN, 4:09.50

ONE-METER DIVING

1957 Roger Council, Southern Illinois, 387.8
1958 Ken Midyette, East Carolina NC, 354.25
1959 Ken Midyette, East Carolina NC, 347.0
1960 Bob Kingrey, East Carolina NC, 352.45
1961 Al Warren, Central State OH, 315.40
1962 Al Warren, Central State OH, 310.0
1963 John Caddell, Indiana State, 324.0
1964 John Caddell, Indiana State, 385.0
1965 Bob Long, Union KY, 348.8
1966 Mark Morrill, Central Washington, 432.65
1967 Mark Morrill, Central Washington, 374.30
1968 Keith Gill, Eastern Michigan, 391.15
1969 Keith Gill, Eastern Michigan, 449.40
1970 Allan Frederick, Monmouth NJ, 415.83
1971 Pat Kiehl, Clarion State PA, 401.35
1972 Allan Frederick, Monmouth NJ, 432.75
1973 Allan Frederick, Monmouth NJ, 423.15
1974 Tom Loftus, Wisconsin-Eau Claire, 425.13
1975 Mike Zucca, Clarion State PA, 423.21
1976 Tony Perriello, Clarion State PA, 473.13
1977 Mike Zucca, Clarion State PA, 466.65
1978 Tony Perriello, Clarion State PA, 452.94
1979 Jim Martin, Southwest State MN, 423.50
1980 Mike Lewis, Drury MO, 428.45
1981 Mike Lewis, Drury MO, 437.80
1982 Mike Lewis, Drury MO, 460.53

400-METER FREESTYLE RELAY

1981 Drury MO (Dan Sullivan, Ron Staab, James Yount, Mark Hartung), 3:28.211
1982 Denver CO (Alan Voisard, Mark Collings, Mike Richmond, Tom Ullrich), 3:28.18

400-YARD FREESTYLE RELAY

1957 Southern Illinois (Joe Barry, Tom Harris, Bob Schulhof, Wib Stoeber), 3:49.1
1958 North Central IL (Jim Rank, Dan Stump, John Molitor, Harry Morris), 3:41.5
1959 East Carolina NC (Jake Smith, Jim Meads, Tom Carroll, Bob Sawyer), 3:40.2
1960 Southern Illinois (Ray Padovan, Verne Wilhelm, John Fischbeck, Bill Jensen), 3:33.5
1961 North Central IL (Vince Tolentino, Richard Leckbank, Rodolfo Roca, Henry Dieringer), 3:30.6
1962 North Central IL (Roger Kiekhofner, Wylie Griffith, Ruben Roca, Bill Wilson), 3:31.0
1963 Macalester MN (John VanWinkle, Darwin Klockers, Mike Noeller, Joe Mannikko), 3:27.4
1964 Eastern New Mexico (Bill Zorn, John Engleman, Dave Katz, Rich Purvis), 3:23.3

400-YARD FREESTYLE RELAY (cont'd.)
(cont'd.)

1964 Puget Sound WA (John Jewell, Richard Hurst, Doug Hanna, Bryon Stauffer), 3:23.3
1965 Macalester MN (Jim DeWeerd, John Van Winkle, Darwin Klockers, Joe Mannikko), 3:21.8
1966 Occidental CA (Leroy Gaintner, Al Nishimura, Dick Stillinger, Walt Rolfig), 3:20.1
1967 Bethany WV (Pete Cassell, Jeff Stueic, Jim Veres, Larry Weiss), 3:20.59
1968 Claremont-Mudd CA (Mason Lee, Bob Leach, Steve Writer, Robin Durnin), 3:19.4
1969 Claremont-Mudd CA (Robin Durnin, Mason Lee, Bob Leach, Eric Jones), 3:13.38
1970 Claremont-Mudd CA (Eric Jones, John Halas, Joe Busch, Bruce Black), 3:16.83
1971 Claremont-Mudd CA (Bruce Black, John Oblath, Mason Lee, Eric Jones), 3:13.82
1972 Southern Oregon (Greg Aakhus, John Blanchard, Ronald Larie, Craig Phillips), 3:13.84
1973 Simon Fraser CAN (Tim Bach, Mike Carter, Bob Duncan, Gary MacDonald), 3:14.13
1974 Simon Fraser CAN (Tim Bach, Bob Duncan, Pat McCloskey, John Van Buuren), 3:10.15
1975 Simon Fraser CAN (Gary MacDonald, John Trotter, Pat McCloskey, John Van Buuren), 3:09.24
1976 Simon Fraser CAN (Gary MacDonald, John Trotter, David Heinbuch, John VanBuuren), 3:08.28
1977 Drury MO (Tom Schaper, Chris Wunderlich, Mike Scott, Vic Arnold), 3:07.74
1978 Drury MO (Tom Schaper, Jim Yount, Mike Wagnon, Michael Scott), 3:08.58
1979 Drury MO (Michael Wagnon, Tom Schaper, Bruce Rogers, Jim Yount), 3:05.829
1980 Drury MO (Bruce Rogers, Scott Brunner, Mark Hartung, Jim Yount), 3:09.20

THREE METER DIVING

1959 Ken Midyette, East Carolina NC, 404.3
1960 Bob Kingrey, East Carolina NC, 420.0
1961 Al Warren, Central State OH, 389.65
1962 Al Warren, Central State OH, 380.20
1963 Al Warren, Central State OH, 391.70
1964 John Caddell, Indiana State, 424.25
1965 Mike Lane, Indiana State, 342.65
1966 Robert Wilson, Macalester MN, 349.95
1967 Mark Morrill, Central Washington, 427.70
1968 Rod O'Strand, Eastern Michigan, 422.65
1969 Keith Gill, Eastern Michigan, 458.05
1970 Ken Sully, Simon Fraser CAN, 432.99
1971 Ken Sully, Simon Fraser CAN, 455.25
1972 Ken Sully, Simon Fraser CAN, 484.45
1973 Phil Boyd, Monmouth NJ, 411.75
1974 Tom Loftus, Wisconsin-Eau Claire, 430.80
1975 Mike Zucca, Clarion State PA, 530.76
1976 Mike Zucca, Clarion State PA, 495.00
1977 Mike Zucca, Clarion State PA, 463.47
1978 Tony Perriello, Clarion State PA, 457.98
1979 Tony Perriello, Clarion State PA, 459.80
1980 Gordon Peterson, Simon Fraser CAN, 467.40
1981 Jeff Weber, Wisconsin-Eau Claire, 410.40
1982 Mike Lewis, Drury MO, 455.50

800-METER FREESTYLE RELAY

1981 Drury MO (Dan Sullivan, Tim Ruck, Mark Hartung, James Yount), 7:39.442
1982 Drury MO (Ron Staab, Pete Rodenburg, Dan Sullivan, Tim Ruck), 7:39.81

ALL-TIME INDIVIDUAL CHAMPIONS (cont'd.)

800-YARD FREESTYLE RELAY

- 1966 Eastern New Mexico (Ron DeReus, Jim Crane, John Engleman, Rick Purvis), 7:39.6
- 1967 Claremont-Mudd CA (Joe Busch, Robin Durain, Cliff Rediger, Steve Writer), 7:37.15
- 1968 Claremont-Mudd CA (Mason Lee, Joe Busch, Steve Senecal, Steve Writer), 7:30.2
- 1969 Claremont-Mudd CA (Joe Busch, Jim Lambert, Dave Tempkin, Mason Lee), 7:15.44
- 1970 Eastern Michigan (Craig Anderson, Bob Crosley, Jeff Huxley, Leonard Brockhahn), 7:16.50
- 1971 Eastern Illinois (Don Berglund, Steve Drozda, Robert Thomas, Donald Vish), 7:19.19
- 1972 Simon Fraser CAN (Tim Bach, Bob Duncan, Peter Harrower, Tom Johnson), 7:14.59
- 1973 Simon Fraser CAN (Tim Bach, Bob Duncan, Olof Franzon, Mike Kercheval), 7:12.21
- 1974 Simon Fraser CAN (Tim Bach, Bob Duncan, Pat McCloskey, John VanBuuren), 7:06.16
- 1975 Simon Fraser CAN (Pat McCloskey, Paul Jeune, Gary MacDonald, John VanBuuren), 6:55.09
- 1976 Simon Fraser CAN (Gary MacDonald, John Trotter, David Heinbuch, John VanBuuren), 6:54.10
- 1977 Simon Fraser CAN (Rob Grundison, Vic Batchelor, Gary Davis, Ian Fraser), 6:56.60
- 1978 Simon Fraser CAN (Rob Grundison, Gary Davis, Kelly Franks, Victor Batchelor), 6:53.88
- 1979 Wisconsin-Eau Claire (John Eberlin, Andrew Antonetz, Nate Nevid, Jim Harmon), 6:53.337
- 1980 Simon Fraser CAN (Stuart Ballantyne, Gary Davis, Vic Batchelor, Robert Barton), 6:53.90


400-METER MEDLEY RELAY

- 1981 Drury MO (Sean Allison, Ray Markle, Doyt Ladd, James Yount), 3:53.586
- 1982 Drury MO (Sean Allison, Doyt Ladd, Ray Markle, Pete Rodenburg), 3:53.47

400-YARD MEDLEY RELAY

- 1957 East Carolina NC (Bob Sawyer, Harold McKee, Ted Gartman, Jack Koeberling), 4:21.2
- 1958 North Central IL (Jim Hickman, Dick Lambrecht, Ernie Alix, Dan Stump), 4:12.2
- 1959 Detroit Tech MI (Fred Michalik, Paul Landy, Bob Hillock, Tom O'Rourke), 4:12.5
- 1960 Southern Illinois (Ron Ballatore, Bert Rumpel, Jesse Ellis, Paul Wachendorfer), 4:00.6
- 1961 Detroit Tech MI (Tim Kennary, Bob Cowles, Bob Hillock, Tom Kennary), 3:58.8
- 1962 North Central IL (James Hartzell, Byron Ware, Larry Michelson, Al Corrigan), 3:55.6
- 1963 North Central IL (James Hartzell, Bryon Ware, Mark Michelson, Roger Kiehofer), 3:48.8
- 1964 North Central IL (James Hartzell, Ed Kijewski, Mark Michelson, Dwight Pentzien), 3:48.6
- 1965 Macalester MN (Jim Anderson, Ken Zakariasen, Darwin Klockers, Joe Mannikko), 3:48.2
- 1966 Macalester MN (Jim Anderson, Steve Taff, Darwin Klockers, Joe Mannikko), 3:47.5
- 1967 Bemidji State MN (Len Hermanson, Don McIlroy, Bob Ross, Larry Douglas), 3:47.46
- 1968 Claremont-Mudd CA (David Markovitz, Karl Graeber, Joe Busch, Steve Seneca), 3:45.4
- 1969 Eastern Michigan (Lester McCormick, Dennis Betts, Jeff Huxley, Gordon Messer), 3:39.10
- 1970 Claremont-Mudd CA (Eric Jones, Carl Falco, Bruce Black, David Tempkin), 3:38.43
- 1971 Eastern Illinois (Robert Thomas, Clay Kolar, Harold Tiaht, John Beusch), 3:36.52
- 1972 Simon Fraser CAN (Bob Duncan, John March, Ken Olson, Fred Ott), 3:38.5
- 1973 Simon Fraser CAN (Tim Bach, Mike Carter, Bob Duncan, John VanBuuren), 3:36.17
- 1974 Simon Fraser CAN (Tim Bach, Bob Duncan, Larry Steele, John VanBuuren), 3:35.37
- 1975 Simon Fraser CAN (David Heinbuch, John VanBuuren, Gary MacDonald, Svante Zetterlund), 3:32.13
- 1976 Simon Fraser CAN (John VanBuuren, David Heinbuch, Gary MacDonald, John Trotter), 3:29.52
- 1977 Simon Fraser CAN (D'Arcy Hamilton, Derrick Hamilton, Bruce Robertson, John Trotter), 3:31.04
- 1978 Simon Fraser CAN (Vic Batchelor, Derrick Hamilton, Mark Hahto, Rob Grundison), 3:31.46
- 1979 Wisconsin-Eau Claire (Dan Lazo, Keith Henry, Andrew Antonetz, Jim Harmon), 3:31.845
- 1980 Drury MO (Sean Allison, Ray Markle, Doyt Ladd, Jim Yount), 3:31.35

WOMEN'S SWIMMING & DIVING



2ND ANNUAL - WOMEN'S DIVISION

TEAM SCORING

1. Simon Fraser CAN	625	7. William Woods MO	122	13. William Jewell MO	19
2. Shepherd WV	402	8. Kearney State NE	110	14. Rockford IL	15
3. Central Washington	359	9. Southern Oregon	105	15. Concordia NE	12
4. School of the Ozarks MO	163	10. Hendrix AR	54	16. Emporia State KS	5
5. Western State CO	147	11. Fairmont State WV	42	16. Regis CO	1
6. Fort Lewis CO	144	12. Loras IA	29		

INDIVIDUAL RESULTS
(All Times Electronic)

50-METER FREESTYLE

Final

1. Celeste Robischon, Central Washington, 27.35
2. Michelle Langsford, School of the Ozarks MO, 27.87
3. Peggi Peacock, Simon Fraser CAN, 28.05
4. Linda Ashburn, Central Washington, 28.71
5. Joanie Mancini, Western State CO, 28.72
6. Cynthia Gaudet, Simon Fraser CAN, 29.19

Consolation

7. C. Mechalchuk, Simon Fraser CAN, 28.74
8. Karolyn Cook, Central Washington, 29.09
9. Vicki Simms, Southern Oregon, 29.73
10. Kimberly Fry, Shepherd, 29.74
11. Cindy Brothers, Kearney State NE, 29.74
12. Lori DeMatteis, Regis CO, 30.00

100-METER FREESTYLE

Final

1. Suzanne Melody, Simon Fraser CAN, 59.26
2. Celeste Robischon, Central Washington, 59.89
3. Peggi Peacock, Simon Fraser CAN, 1:02.01
4. Cynthia Gaudet, Simon Fraser CAN, 1:02.42
5. Joanie Mancini, Western State CO, 1:02.80
6. C. Mechalchuk, Simon Fraser CAN, 1:03.04

Consolation

7. Karolyn Cook, Central Washington, 1:02.78
8. Linda Ashburn, Central Washington, 1:04.09
9. Christina Zucchini, William Woods MO, 1:04.96
10. Kimberly Fry, Shepherd WV, 1:05.00
11. Lynn Fripps, Simon Fraser CAN, 1:05.55
12. Nancy MacConnell, William Woods MO, 1:06.06

200-METER FREESTYLE

Final

1. Suzanne Melody, Simon Fraser CAN, 2:08.30
2. Celeste Robischon, Central Washington, 2:11.06
3. Karen Workman, Shepherd WV, 2:14.82
4. Karolyn Cook, Central Washington, 2:16.09
5. C. Mechalchuk, Simon Fraser CAN, 2:19.64
6. Cynthia Gaudet, Simon Fraser CAN, 2:19.73

Consolation

7. Shannon Twiet, Central Washington, 2:18.35
8. Peggi Peacock, Simon Fraser CAN, 2:18.56
9. Nancy MacConnell, William Woods MO, 2:20.78
10. Christina Zucchini, William Woods MO, 2:21.16
11. Kim Pennapacker, Western State CO, 2:22.82
12. Lynn Fripps, Simon Fraser CAN, 2:26.11

400-METER FREESTYLE

Final

1. Judy Baker, Simon Fraser CAN, 4:22.79
2. Andrea Trotter, Simon Fraser CAN, 4:34.51
3. K.C. Emerson, Simon Fraser CAN, 4:36.18
4. Maura Cahill, Fairmont State WV, 4:45.32
5. Kim Lawrence, Shepherd WV, 4:49.35
6. Chere Benson, Southern Oregon, 4:53.39

Consolation

7. Christina Zucchini, William Woods MO, 4:49.78
8. Mary Lehning, Central Washington, 4:52.73
9. Kim Pennapacker, Western State CO, 4:52.78
10. Celia Reichstein, Shepherd WV, 4:54.12
11. Shannon Twiet, Central Washington, 4:54.61
12. Nancy MacConnell, William Woods MO, 4:59.84

1500-METER FREESTYLE

Final

1. Suzanne Melody, Simon Fraser CAN, 14:11.09
2. K.C. Emerson, Simon Fraser CAN, 14:24.57
3. Andrea Trotter, Simon Fraser CAN, 14:31.53
4. Maura Cahill, Fairmont State WV, 14:33.11
5. Chere Benson, Southern Oregon, 15:02.89
6. Mary Lehning, Central Washington, 15:09.11

Consolation

7. Karolyn Cook, Central Washington, 15:11.29
8. Kim Pennapacker, Western State CO, 15:55.46
9. Kim Lawrence, Shepherd WV, 15:17.68
10. Cynthia Gaudet, Simon Fraser CAN, 15:24.13
11. Celia Reichstein, Shepherd WV, 15:26.74
12. Christina Zucchini, William Woods MO, 15:29.40

100-METER BACKSTROKE

Final

1. Karen Workman, Shepherd WV, 1:11.70
2. Margaret Hennessy, Shepherd WV, 1:12.98
3. Taimi Olson, Simon Fraser CAN, 1:13.34
4. Diane Ballard, Loras IA, 1:13.39
5. Marcia Konat, Kearney State NE, 1:14.18
6. Celeste Robischon, Central Washington, 1:15.53

Consolation

7. Mary Lehning, Central Washington, 1:14.19
8. Susan Wells, School of the Ozarks MO, 1:14.91
9. Jennifer Minnich, Central Washington, 1:16.02
10. Rita Bryant, School of the Ozarks MO, 1:16.73
11. Mimi Spaulding, Fort Lewis CO, 1:17.65
12. Michelle Abma, Southern Oregon, 1:18.90

200-METER BACKSTROKE

1. Suzanne Melody, Simon Fraser CAN, 2:31.70
2. Taimi Olson, Simon Fraser CAN, 2:35.08
3. Cynthia Gaudet, Simon Fraser CAN, 2:37.59
4. Mary Lehning, Central Washington, 2:37.72
5. Margaret Hennessy, Shepherd WV, 2:38.80
6. Diane Ballard, Loras IA, 2:39.05

Consolation

7. Karen Workman, Shepherd WV, 2:38.95
8. Marcia Konat, Kearney State NE, 2:42.42
9. Susan Wells, School of the Ozarks MO, 2:45.27
10. Rita Bryant, School of the Ozarks MO, 2:48.02
11. Mimi Spaulding, Fort Lewis CO, 2:48.74
12. Shannon Twiet, Central Washington, 2:49.33

100-METER BREASTSTROKE

Final

1. Michelle Langsford, School of the Ozarks MO, 1:17.99
2. Lisa Mazingo, Shepherd WV, 1:18.55
3. Kathy Weaver, William Woods MO, 1:19.00
4. Carrie Taylor, Fort Lewis CO, 1:20.84
5. Mary Verna, Shepherd WV, 1:21.22
6. Katherine Etzel, Shepherd WV, 1:21.47

Consolation

7. Holy Markle, Western State CO, 1:21.07
8. Naomi Tutman, Fort Lewis CO, 1:21.76
9. Pamela Ruggles, Central Washington, 1:21.97
10. Anne Harkreader, Kearney State NE, 1:23.32
11. Nancy Simmerly, Central Washington, 1:25.07
12. Anna Terhaar, Central Washington, 1:26.70

INDIVIDUAL RESULTS
(All Times Electronic)

200-METER BREASTSTROKE

Final

1. Judy Baker, Simon Fraser CAN, 2:44.45
2. Lisa Mazingo, Shepherd WV, 2:49.74
3. Michelle Langsford, School of the Ozarks MO, 2:51.26
4. Holy Markle, Western State CO, 2:53.64
5. Carrie Taylor, Fort Lewis CO, 2:55.35
6. Pamela Ruggles, Central Washington, 2:55.74

Consolation

7. Katherine Etzel, Shepherd WV, 2:55.40
8. Mary Verna, Shepherd WV, 2:55.95
9. Kathy Weaver, William Woods MO, 2:56.52
10. Naomi Tutman, Fort Lewis CO, 2:59.77
11. Kalani Russell, Southern Oregon, 3:01.28
12. Nancy Simmerly, Central Washington, 3:02.57

100-METER BUTTERFLY

Final

1. Suzanne Melody, Simon Fraser CAN, 1:06.02
2. Kelley Brown, Shepherd WV, 1:06.21
3. Laurie Partch, Central Washington, 1:10.00
4. Kim Lawrence, Shepherd WV, 1:10.42
5. Karolyn Cook, Central Washington, 1:10.81
6. Stephanie Smith, Simon Fraser CAN, 1:11.16

Consolation

7. Julie Harshbarger, Central Washington, 1:10.76
8. Maura Cahill, Fairmont State WV, 1:12.30
9. Chere Benson, Southern Oregon, 1:12.71
10. Celia Reichstein, Shepherd WV, 1:13.76
11. Laura Baker, William Woods MO, 1:15.14
12. Joanie Mancini, Western State CO, 1:15.32

200-METER BUTTERFLY

Final

1. Judy Baker, Simon Fraser CAN, 2:16.86
2. Andrea Trotter, Simon Fraser CAN, 2:27.61
3. Kelley Brown, Shepherd WV, 2:28.55
4. K.C. Emerson, Simon Fraser CAN, 2:32.23
5. Kim Lawrence, Shepherd WV, 2:33.37
6. Chere Benson, Southern Oregon, 2:35.39

Consolation

7. Laurie Partch, Central Washington, 2:32.97
8. Maura Cahill, Fairmont State WV, 2:33.98
9. Stephanie Smith, Simon Fraser CAN, 2:36.61
10. Celia Reichstein, Shepherd WV, 2:42.91
11. Laura Baker, William Woods MO, 2:51.00

200-METER INDIVIDUAL MEDLEY

Final

1. Judy Baker, Simon Fraser CAN, 2:21.73
2. Michelle Langsford, School of the Ozarks MO, 2:29.41
3. Andrea Trotter, Simon Fraser CAN, 2:29.47
4. K.C. Emerson, Simon Fraser CAN, 2:33.64
5. Kelley Brown, Shepherd WV, 2:33.99
6. Kathy Weaver, William Woods MO, 2:37.66

Consolation

7. Katherine Etzel, Shepherd WV, 2:34.33
8. Diane Ballard, Loras IA, 2:36.26
9. Margaret Hennessy, Shepherd WV, 2:36.41
10. Stephanie Smith, Simon Fraser CAN, 2:36.55
11. Holy Markle, Western State CO, 2:38.51
12. Naomi Tutman, Fort Lewis CO, 2:40.08

400-METER INDIVIDUAL MEDLEY

Final

1. Judy Baker, Simon Fraser CAN, 4:55.06
2. Andrea Trotter, Simon Fraser CAN, 5:11.99
3. K.C. Emerson, Simon Fraser CAN, 5:22.76
4. Kim Lawrence, Shepherd WV, 5:28.93
5. Maura Cahill, Fairmont State WV, 5:28.93
6. Laurie Partch, Central Washington, 5:34.97

400-METER INDIVIDUAL MEDLEY

Consolation

7. Stephanie Smith, Simon Fraser CAN, 5:30.28
8. Margaret Hennessy, Shepherd WV, 5:34.38
9. Taimi Olson, Simon Fraser CAN, 5:38.82
10. Naomi Tutman, Fort Lewis CO, 5:42.00
11. Julie Harshbarger, Central Washington, 5:43.07
12. Stephanie Reinicke, Western State CO, 5:51.49

ONE-METER DIVING

Final

1. Kendra Langley, Simon Fraser CAN, 368.95
2. Jennifer Butler, Fort Lewis CO, 362.10
3. Mary Ann Zeylmaker, Western State CO, 340.00
4. Jennifer Minnich, Central Washington, 308.95
5. Terri Rylatt, Rockford IL, 303.85
6. Mona Lighthart, Kearney State NE, 296.65
7. Sheri Hodges, William Jewell MO, 295.55
8. Yza Eaton, William Woods MO, 295.00
9. Lisa Olander, Central Washington, 292.90
10. Bonnie Moser, Hendrix AR, 272.05
11. Julie Krause, School of the Ozarks MO, 260.10
12. Marty Foster, Emporia State KS, 259.85

THREE-METER DIVING

Final

1. Kendra Langley, Simon Fraser CAN, 393.40
2. Jennifer Butler, Fort Lewis CO, 382.75
3. Sheri Hodges, William Jewell MO, 349.20
4. Mary Ann Zeylmaker, Western State CO, 321.00
5. Mona Lighthart, Kearney State NE, 313.00
6. Bonnie Moser, Hendrix AR, 308.40
7. Lisa Olander, Central Washington, 303.40
8. Teri Rylatt, Rockford IL, 293.75
9. Julie Krause, School of the Ozarks MO, 266.70
10. Yza Eaton, William Woods MO, 247.40
11. none
12. none

200-METER MEDLEY RELAY

Final

1. Shepherd WV (Peggi Hennessy, Kelley Brown, Lisa Mazingo, Kim Fry), 2:08.07
2. Central Washington (Jennifer Munich, Julie Hausbrow, Pam Ruggles, Celeste Roberts) 2:10.06
3. Kearney State NE (Marcia Konat, Julie Pulliam, Anne Harkreader, Cindy Brothers) 2:12.41
4. School of the Ozarks MO (Rita Bryant, Sue Wells, Shelly Langsford, Bunny Gilchrist), 2:13.49
5. Simon Fraser CAN (Taimi Olson, Stephanie Smith, Janet Angus, C. Mechalchuk), 2:14.49
6. open

Consolation

7. William Woods MO, 2:12.74
8. Fort Lewis CO, 2:16.82
9. Western State CO, 2:17.03
10. Hendrix AR, 2:29.11
11. Emporia State KS, 2:30.22

400-METER MEDLEY RELAY

Final

1. Simon Fraser CAN (Taimi Olson, Judy Baker, Andrea Trotter, Suzanne Melody), 4:36.64
2. Shepherd WV (Peggi Hennessy, Kelley Brown, Lisa Mazingo, Karen Workman), 4:38.97
3. Central Washington (Mary Lehing, Laurie Partch Pam Ruggles, Shannon Tweet), 4:50.26
4. Western State CO (Dana Stringer, Stephanie Reinicke, Holly Markle, Joanie Mancini), 4:58.34
5. Kearney State NE (Marcia Konat, Julie Pulliam, Anne Harkreader, Cindy Brothers), 4:59.87
6. Southern Oregon (Michelle Abma, Chere Benson, Wendy Riley, Sharon Ashe), 5:02.37

INDIVIDUAL RESULTS
(All Times Electronic)

400-METER MEDLEY RELAY

Consolation

7. Fort Lewis CO, 4:59.57
8. School of the Ozarks MO, 5:16.48
9. Concordia NE, 5:32.13

200-METER FREESTYLE RELAY

Final

1. Simon Fraser CAN (Peggy Peacock, Cheri Mechalchuk, Stephanie Smith, Cynthia Gaudet), 1:52.21
2. Central Washington (Karolyn Cook, Nancy Simmerly, Linda Ashburn, Celeste Robischon), 1:53.31
3. Shepherd WV (Karen Workman, Kim Fry, Kathy Etzel, Kelly Brown), 1:54.69
4. School of the Ozarks MO (Michele Langsford, Sue Wells, Bunny Gilchrist, Rita Bryant), 1:57.98
5. Southern Oregon (Vicki Simms, Michelle Abma, Judi Lampi, Kalani Russell), 1:58.97
6. William Woods MO (Kathy Weaver, Nancy MacConnell, Laura Baker, Christina Zucchini), 1:59.73

Consolation

7. Fort Lewis CO, 2:01.82
8. Western State CO, 2:03.35
9. Hendrix AR, 2:03.88
10. Kearney State NE, 2:10.00

400-METER FREESTYLE RELAY

Final

1. Simon Fraser CAN (Peggy Peacock, Cynthia Gaudet, Cheri Mechalchuk, Judy Baker), 4:06.55
2. Shepherd WV (Kathy Etzel, Kim Fry, Kim Lawrence, Karen Workman), 4:12.97
3. Central Washington (Linda Ashburn, Nancy Simmerly, Shannon Tweit, Celeste Robischon), 4:13.75
4. Southern Oregon (Sharron Ashe, Chere Benson, Kalani Russell, Judi Lampe), 4:25.35
5. William Woods MO (Kathy Weaver, Laura Baker, Yza Eaton-Mendez, Nancy MacConnell), 4:28.28
6. Fort Lewis CO (Naomi Tutman, Kerry Starika, Mimi Spaulding, Ann Schuette), 4:28.42

Consolation

7. Western State CO, 4:27.21
8. Hendrix AR, 4:31.46
9. School of the Ozarks MO, 4:31.99
10. Kearney State NE, 4:35.31
11. Concordia NE, 4:55.08

800-METER FREESTYLE RELAY

Final

1. Simon Fraser CAN (K.C. Emerson, Jill Trotter, Peggy Peacock, Suzanne Melody), 8:56.74
2. Shepherd WV (Kathy Etzel, Kim Lawrence, Kim Fry, Karen Workman), 9:16.60
3. Central Washington (Mary Lehning, Nancy Simmerly, Laurie Partch, Shannon Tweit), 9:39.88
4. Western State CO (Joanie Mancini, Jane Dulaney, Stephanie Reinicke, Kim Pennapacker), 9:49.85
5. Fort Lewis CO (Brenda Trimble, Naomi Tutman, Kerry Starika, Ann Schuette), 9:54.16
6. Hendrix AR (C. Brandenburger, Karen Brynell Debbie Davis, Marion Staab), 9:57.48

Consolation

7. Kearney State NE, 10:06.96
8. School of the Ozarks MO, 10:16.06

100-METER INDIVIDUAL MEDLEY

Final

1. Michelle Langsford, School of the Ozarks MO, 1:09.75
2. Katherine Etzel, Shepherd WV, 1:09.87
3. Stephanie Smith, Simon Fraser CAN, 1:10.75
4. Kelly Brown, Shepherd WV, 1:10.93
5. Kathy Weaver, William Woods MO, 1:12.11
6. Margaret Hennessy, Shepherd WV, 1:12.25

Consolation

7. Naomi Tutman, Fort Lewis CO, 1:12.29
8. Kalani Russell, Southern Oregon, 1:13.09
9. Diane Ballard, Loras IA, 1:13.43
10. Linda Ashburn, Central Washington, 1:15.09
11. Mary Verna, Shepherd WV, 1:15.20
12. Michelle Abma, Southern Oregon, 1:16.61

Note: Top 6 in each event (individual and relays) were named NAIA All-Americans

NATIONAL MEET RECORDS

50-METER FREESTYLE

27.35, Celeste Robischon, Central Washington, 1982

100-METER FREESTYLE

59.26, Suzanne Melody, Simon Fraser CAN, 1982

200-METER FREESTYLE

2:08.30, Suzanne Melody, Simon Fraser CAN, 1982

400-METER FREESTYLE

4:22.79, Judy Baker, Simon Fraser CAN, 1982

1500-METER FREESTYLE

14:11.09, Suzanne Melody, Simon Fraser CAN, 1982

100-METER BACKSTROKE

1:11.70, Karen Workman, Shepherd WV, 1982

200-METER BACKSTROKE

2:31.70, Suzanne Melody, Simon Fraser CAN, 1982

100-METER BREASTSTROKE

1:17.99, Michelle Langsford, School of the Ozarks MO, 1982

200-METER BREASTSTROKE

2:44.45, Judy Baker, Simon Fraser CAN, 1982

100-METER BUTTERFLY

1:06.02, Suzanne Melody, Simon Fraser CAN, 1982

200-METER BUTTERFLY

2:16.86, Judy Baker, Simon Fraser CAN, 1982

100-METER INDIVIDUAL MEDLEY

1:09.75, Michelle Langsford, School of the Ozarks MO, 1982

200-METER INDIVIDUAL MEDLEY

2:21.73, Judy Baker, Simon Fraser CAN, 1982

400-METER INDIVIDUAL MEDLEY

4:55.06, Judy Baker, Simon Fraser CAN, 1982

ONE-METER DIVING

390.30, Kendra Langley, Simon Fraser CAN, 1981

THREE-METER DIVING

416.80, Kendra Langley, Simon Fraser CAN, 1981

NATIONAL MEET RECORDS

200-METER MEDLEY RELAY

2:08.07, Shepherd WV (Peggi Hennessy, Kelly Brown, Lisa Mazingo, Kim Fry), 1982

400-METER MEDLEY RELAY

4:36.64, Simon Fraser CAN (Taimi Olson, Judy Baker, Andrea Trotter, Suzanne Melody), 1982

200-METER FREESTYLE RELAY

1:52.21, Simon Fraser CAN (Peggi Peacock, Cheri Mechalchuk, Stephanie Smith, Cynthia Gaudet), 1982

400-METER FREESTYLE RELAY

4:06.55, Simon Fraser CAN (Peggi Peacock, Cynthia Gaudet, Cheri Mechalchuk, Judy Baker), 1982

800-METER FREESTYLE RELAY

8:56.74, Simon Fraser CAN (K.C. Emerson, Jill Trotter, Peggi Peacock Suzanne Melody), 1982

TEAM CHAMPIONSHIP RESULTS

<u>YEAR</u>	<u>SITE</u>	<u>CHAMPION</u>	<u>POINTS</u>	<u>RUNNER-UP</u>	<u>POINTS</u>
1981	Liberty, MO	Simon Fraser CAN	636	Western State CO	332
1982	Burnby, BC CAN	Simon Fraser CAN	625	Shepherd WV	402

COACH OF THE YEAR

1981 Paul Savage, Simon Fraser CAN
1982 Rick Gibson, Shepherd WV

OUTSTANDING SWIMMER AWARD

1981 Judy Baker, Simon Fraser CAN
1982 Judy Baker, Simon Fraser CAN
Suzanne Melody, Simon Fraser CAN

ALL-TIME INDIVIDUAL CHAMPIONS

50-METER FREESTYLE

1981 Beth Carter, Eisenhower NY, 27.882
1982 Celeste Robischon, Central Washington, 27.35

100-METER FREESTYLE

1981 Beth Carter, Eisenhower NY, 1:00.965
1982 Suzanne Melody, Simon Fraser CAN, 59.26

200-METER FREESTYLE

1981 Jill Trotter, Simon Fraser CAN, 2:11.402
1982 Suzanne Melody, Simon Fraser CAN, 2:08.30

400-METER FREESTYLE

1981 Judy Baker, Simon Fraser CAN, 4:23.556
1982 Judy Baker, Simon Fraser CAN, 4:22.79

1500-METER FREESTYLE

1981 Judy Baker, Simon Fraser CAN, 17:21.713
1982 Suzanne Melody, Simon Fraser CAN, 14:11.09

100-METER BACKSTROKE

1981 Marcia Konat, Kearney State NE, 1:14.172
1982 Karen Workman, Shepherd WV, 1:11.70

200-METER BACKSTROKE

1981 Karen Workman, Shepherd WV, 2:35.348
1982 Suzanne Melody, Simon Fraser CAN, 2:31.70

100-METER BREASTSTROKE

1981 Kathy Etzel, Shepherd WV, 1:18.117
1982 Michelle Langsford, School of the Ozarks MO
1:17.99

200-METER BREASTSTROKE

1981 Judy Baker, Simon Fraser CAN, 2:46.851
1982 Judy Baker, Simon Fraser CAN, 2:44.45

100-METER BUTTERFLY

1981 Kristy Robertson, Simon Fraser CAN, 1:08.956
1982 Suzanne Melody, Simon Fraser CAN, 1:06.02

200-METER BUTTERFLY

1981 Kristy Robertson, Simon Fraser CAN, 2:35.347
1982 Judy Baker, Simon Fraser CAN, 2:16.86

100-METER INDIVIDUAL MEDLEY

1982 Michelle Langsford, School of the Ozarks MO,
1:09.75

200-METER INDIVIDUAL MEDLEY

1981 Jill Trotter, Simon Fraser CAN, 2:28.967
1982 Judy Baker, Simon Fraser CAN, 2:21.73

400-METER INDIVIDUAL MEDLEY

1981 Judy Baker, Simon Fraser CAN, 5:03.496
1982 Judy Baker, Simon Fraser CAN, 4:55.06

ONE-METER DIVING

1981 Kendra Langley, Simon Fraser CAN, 390.30
1982 Kendra Langley, Simon Fraser CAN, 368.95

THREE-METER DIVING

1981 Kendra Langley, Simon Fraser CAN, 416.80
1982 Kendra Langley, Simon Fraser CAN, 393.40

200-METER MEDLEY RELAY

1981 Shepherd WV (Kathy Etzel, Mary Verna, Tracy Liner, Cathy Blair), 2:11.163
1982 Shepherd WV (Peggi Hennessy, Kelley Brown, Lisa Mazingo, Kim Fry), 2:08.07

400-METER MEDLEY RELAY

1981 Simon Fraser CAN (Shelley Baldwin, Jill Trotter, Judy Baker, Lynn Fripps), 4:45.362
1982 Simon Fraser CAN (Taimi Olson, Judy Baker Andrea Trotter, Suzanne Melody), 4:36.64

200-METER FREESTYLE RELAY

1982 Simon Fraser CAN (Peggi Peacock, Cheri Mechalchuk, Stephanie Smith, Cynthia Gaudet),
1:52.21


400-METER FREESTYLE RELAY

1981 Shepherd WV (Tracy Liner, Kathy Etzel, Cathy Blair, Karen Workman), 4:15.465
1982 Simon Fraser CAN (Peggi Peacock, Cynthia Gaudet, Cheri Mechalchuk, Judy Baker),
4:06.55

800-METER FREESTYLE RELAY

1981 Shepherd WV (Tracy Liner, Kathy Etzel, Cathy Blair, Karen Workman), 9:25.194
1982 Simon Fraser CAN (K.C. Emerson, Jill Trotter, Peggi Peacock, Suzanne Melody), 8:56.74

MEN'S TENNIS



31ST ANNUAL - 1982 MEN'S DIVISION

1. Southwest Texas State	36	16. Trevecca Nazarene TN	9	Roger Williams RI	2
2. Redlands CA	24	17. Southern Oregon	8	Spring Hill AL	2
3. Flagler FL	23	Wisconsin-Oshkosh	8	West Liberty WV	2
4. Lander SC	22	19. Northwood MI	7	34. Anderson IN	1
5. Atlantic Christian NC	20	Pacific Lutheran WA	7	Taylor IN	1
6. Gustavus Adolphus MN	19	21. Florida Atlantic	6	Transylvania KY	1
7. Belhaven MS	15	Radford VA	6	West Florida	1
8. Concordia NY	14	23. Cedarville OH	4	38. Campbellsville KY	0
9. Southwest Baptist MO	13	David Lipscomb TN	4	Indiana PA	0
10. Sangamon State IL	12	Harding AR	4	Malone OH	0
11. Auburn-Montgomery AL	11	St. Ambrose IA	4	Marion IN	0
Bethany KS	11	27. Charleston WV	3	Penn State-Behrend PA	0
Grand Canyon AZ	11	John Brown AR	3	Southern Maine	0
14. Central State OK	10	29. Baker KS	2	Wisconsin-Eau Claire	0
Midwestern State TX	10	Kearney State NE	2		

INDIVIDUAL RESULTS

SINGLES

THIRD ROUND

Fritz Garger, Redlands CA def. Keith Williams, Central State OK, 6-3, 6-0
 Johan Sturen, Atlantic Christian NC def. Cesar Luzon, Grand Canyon AZ, 6-0, 6-1
 Bill Sternard, Gustavus Adolphus MN def. Todd Copley, West Liberty WV, 6-2, 6-0
 Whitney Kraft, Florida Atlantic def. Bob Patenaude, Auburn-Montgomery AL, 6-1, 6-1
 Bo McGlaughlin, Sangamon State IL def. Chris Gilroy, Concordia NY, 6-2, 5-7, 6-3
 Andrew Norman, Midwestern State TX def. Han Herrick, Southern Oregon, 7-5, 6-3
 Dick Johansson, Trevecca Nazarene TN def. Stephan Brissman, Belhaven MS, 7-6 (7-4), 6-2
 Chuck McCuen, Flagler FL def. Ron Romain, Lander SC, 6-4, 6-1
 Martin Dyotte, Belhaven MS def. Derek Welsh, Auburn-Montgomery AL, 6-4, 6-1
 Jeff Bramlett, Southwest Texas def. David Redding, Harding AR, 6-3, 6-1
 Ailton Borges, Concordia NY def. Karl Behring, Redlands CA, 6-1, 6-1
 Jim Hearn, Gustavus Adolphus MN def. Dale Eshelbrenner, Bethany KS, 6-1, 6-3
 John McFarland, Grand Canyon AZ def. Greg Piland, Sangamon State IL, 6-3, 3-6, 6-1
 Dan Langy, Redlands CA def. Eric Bonneau, Belhaven MS, 6-0, 6-3
 Per Ekstam, Gustavus Adolphus MN def. Greg DeFreitas, Atlantic Christian NC, 3-6, 7-6 (7-2), 7-5
 Chuck Nunn, Southwest Texas def. Nat Malone, Harding AR, 6-0, 6-0
 Shaun Miller, Gustavus Adolphus MN def. Colin Crothers, Flagler FL, 6-1, 2-6, 6-4
 Bruce Johnson, Northwood MI def. Stefan Carlsson, Trevecca Nazarene TN, 6-4, 6-2
 Krister Ericksson, Atlantic Christian NC def. Anders Gustavsson, Bethany KS, 3-6, 6-4, 7-6 (7-5)
 Torbjorn Nilsson, Belhaven MS def. Dave Williams, Wisconsin-Oshkosh, 6-1, 6-1
 Barry Curley, Flagler FL def. Bob Smart, Grand Canyon AZ, 7-6, (7-4), 6-2
 Kenny Pomerantz, Lander SC def. Mark Hinman, Bethany KS, 6-3, 6-4
 Rodrigo Cabato, Central State OK def. Ashley Porto, Concordia NY, 6-0, 7-6, (8-6)
 Erik Michelson, Redlands CA def. John Bulat, St. Ambrose IA, 6-1, 6-1

THIRD ROUND (cont'd.)

Bill Jenkins, Southwest Texas def. Jimmy Carr, John Brown AR, 6-2, 6-1
 Michael James, Auburn-Montgomery AL def. Terry Hartley, Spring Hill AL, 1-6, 7-5, 6-4
 Romeo Baylon, Grand Canyon AZ def. Steve Riley, David Lipscomb TN, 0-6, 6-4, 6-3
 Al Jordan, Southwest Baptist MO def. Kirk Crawford, Bethany KS, 6-1, 6-1
 Peter Ryan, Flagler FL def. Robert Stapper, Southwest Texas, 6-4, 3-6, 6-3
 Frank Holmes, Radford VA def. Scott Robinson, Charleston WV, 6-2, 6-2
 Joe Alamo, Redlands CA def. Shane Browning, Midwestern State TX, 6-4, 6-4
 Andy Veal, Lander SC def. Dave Baum, Roger Williams RI, 6-0, 6-0

FOURTH ROUND

Sturen, Atlantic Christian NC def. Garger, Redlands CA, 6-1, 6-3
 Kraft, Florida Atlantic def. Sternard, Atlantic Christian NC, 6-4, 6-2
 McGlaughlin, Sangamon State IL def. Norman, Midwestern State TX, 4-6, 7-5, 6-4
 Johansson, Trevecca Nazarene TN def. McCuen, Flagler FL, 6-1, 6-4
 Bramlett, Southwest Texas def. Dyotte, Belhaven MS, 6-2, 6-7 (9-7), 6-4
 Borges, Concordia NY def. Hearn, Gustavus Adolphus MN, 6-1, 6-1
 McFarland, Grand Canyon AZ def. Langy, Redlands CA, 7-6, (7-2), 6-3
 Nunn, Southwest Texas def. Ekstam, Gustavus Adolphus MN, 6-0, 6-2
 Crothers, Flagler FL def. Johnson, Northwood MI, 6-1, 6-0
 Ericksson, Atlantic Christian NC def. Nilsson, Belhaven MS, 6-3, 6-2
 Pomerantz, Lander SC def. Curley, Flagler FL, 6-2, 1-6, 6-3
 Michelsen, Redlands CA def. Cabato, Central State OK, 6-4, 6-2
 Jenkins, Southwest Texas def. James, Auburn-Montgomery AL, 6-4, 7-6 (7-4)
 Jordan, Southwest Baptist MO def. Baylon, Grand Canyon AZ, 6-2, 6-3
 Ryan, Flagler FL def. Holmes, Radford VA, 6-1, 6-1
 Veal, Lander SC def. Alamo, Grand Canyon AZ, 6-2, 6-4

FIFTH ROUND

Kraft, Florida Atlantic def. Sturen,
Atlantic Christian NC, 7-6, (7-1), 6-7 (5-7), 6-4
Johansson, Trevecca Nazarene TN def. McGlaughlin,
Sangamon State IL, 6-4, 6-3
Borges, Concordia NY def. Bramlett, Southwest Texas,
7-5, 6-3
Nunn, Southwest Texas def. McFarland, Grand
Canyon AZ, 6-2, 6-1
Crothers, Flagler FL def. Ericksson, Atlantic
Christian NC, 7-6 (7-2), 6-4
Michelsen, Redlands CA def. Pomerantz, Lander SC,
4-6, 6-2, 6-2
Jordan, Southwest Baptist MO def. Jenkins,
Southwest Texas, 6-4, 7-6 (7-2)
Veal, Lander SC def. Ryan, Flagler FL, 6-1, 6-3

QUARTERFINALS

Kraft, Florida Atlantic def. Johansson,
Trevecca Nazarene TN, 7-6 (7-2), 7-6 (7-1)
Nunn, Southwest Texas def. Borges, Concordia NY,
6-3, 6-1
Michelsen, Redlands CA def. Crothers, Flagler FL,
6-3, 6-2
Jordan, Southwest Baptist MO def. Veal, Lander SC
6-4, 6-3

SEMIFINALS

Nunn, Southwest Texas def. Kraft, Florida Atlantic,
6-1, 6-2
Jordan, Southwest Baptist MO def. Michelsen,
Redlands CA, 6-2, 6-0

CHAMPIONSHIP

Nunn, Southwest Texas def. Jordan, Southwest Baptist
MO, 6-3, 6-2

THIRD ROUND

Shaun Miller-Rich Skanse, Gustavus Adolphus MN
def. Fritz Garger-Ken Turknette, Redlands CA
6-3, 6-2
Curt Tetreault-Todd Beyer, Northwood MI def.
Chris Gilroy-Alex Carvalho, Concordia NY
6-3, 6-2
Peter Ryan-Chuck McCuen, Flagler FL def. Fred
Pederson-Keith Williams, Central State OK
6-4, 7-6 (7-2)
John Bouza-Andy Guerke, Lander SC def. Dick
Johansson-Stefan Carlsson, Trevecca Nazarene TN
6-3, 6-2
Chris Meyer-Ron Romain, Lander SC def. Rodrigo
Cabato-Raymond Dakudao, Central State OK
6-0, 6-4
Jeff Bramlett-Russell Angell, Southwest Texas def.
Michael James-Jerry Peloguin, Auburn-Montgomery
AL 6-2, 6-2
Al Jordan-Raul Saad, SW Baptist MO def. Craig Koessler-
Tom Peterson, Pacific Lutheran WA 6-4, 7-5
Eric Bonneau-Barry Harvey, Belhaven MS def. Dave
Johnson-Doug Allee, Baker KS 2-6, 6-3, 6-4
Bo McGlaughlin-Greg Piland, Sangamon State IL def.
Andy Veal-Junior Gonzolez, Lander SC 7-6 (7-5),
3-6, 7-6 (7-5)
Thomas Linne-Johan Sturen, Atlantic Christian NC
def. Scott Charlston-Craig Hamilton, Pacific
Lutheran WA 6-3, 6-2
Bill Jenkins-Robert Stapper, Southwest Texas def.
Barry Curley-Colin Crothers, Flagler FL 7-6
(7-1), 6-4
Karl Behring-Jeff Bubnack, Redlands CA def.
Carlos Balbinotti-Will Campbell, Belhaven MS
6-1, 6-2
Fredrick Ternstrand-Christian Theodossiou,
Atlantic Christian NC def. Fred Logevall-Chito
Hernandez, Southern Oregon 6-2, 6-3
David Luektke-Chris Wiels, UW-Oshkosh def. Jeff
Eger-Andrew Norman, Midwestern TX 6-2, 7-6 (7-5)
Jim Hearn-Raman Jayapathy, Gustavus Adolphus MN
def. Dale Eshelbrenner-Anders Gustavsson,
Bethany KS 6-3, 6-2
Chuck Nunn-Sam Elliott, Southwest Texas def.
Gary Coiro-Dan Delancey, Cedarville OH 7-5, 6-3

DOUBLES

FOURTH ROUND

Miller-Skanse, Gustavus Adolphus MN def. Tetreault-
Beyer, Northwood MI 7-6 (7-4), 6-2
Ryan-McCuen, Flagler FL def. Bouza-Guerke, Lander
SC 7-6 (7-5), 6-2
Bramlett-Angell, Southwest Texas def. Romain-Meyer,
Lander SC 2-6, 6-3, 6-4
Jordan-Saad, Southwest Baptist MO def. Bonneau-
Harvey, Belhaven MS 6-1, 6-4
Linne-Sturen, Atlantic Christian NC def. McGlaughlin-
Piland, Sangamon State IL 3-6, 6-4, 7-6 (7-4)
Jenkins-Stapper, Southwest Texas def. Behring-
bubnack, Redlands CA 6-3, 6-4
Ternstrand-Theodossiou, Atlantic Christian NC def.
Luedtke-Wiels, UW-Oshkosh 6-2, 6-3
Nunn-Elliott, Southwest Texas def. Hearn-Jayapathy,
Gustavus Adolphus MN 7-6 (7-4), 6-3

QUARTERFINALS

Ryan-McCuen, Flagler FL def. Miller-Skanse, Gustavus
Adolphus MN 6-3, 7-5
Bramlett-Angell, Southwest Texas def. Jordan-
Saad, Southwest Baptist MO 6-4, 6-4
Linne-Sturen, Atlantic Christian NC def. Jenkins-
Stapper, Southwest Texas 6-4, 6-3
Nunn-Elliott, Southwest Texas def. Ternstrand-
Theodossiou, Atlantic Christian NC 6-1, 7-5

SEMI-FINALS

Bramlett-Angell, Southwest Texas def. Ryan-McCuen,
Flagler FL 4-6, 6-2, 7-6 (7-5)
Nunn-Elliott, Southwest Texas def. Linne-Sturen,
Atlantic Christian NC 6-3, 6-4

CHAMPIONSHIP

Bramlett-Angell, Southwest Texas def. Nunn-
Elliott, Southwest Texas 3-6, 7-6 (8-6), 6-4

TEAM CHAMPIONSHIP RESULTS

YEAR	SITE	CHAMPION	POINTS	RUNNER-UP	POINTS
1952	Abilene, TX	Pepperdine CA	--	--	--
1953	Abilene, TX	Hardin-Simmons TX	--	--	--
1954	Abilene, TX	Redlands CA	--	--	--
1955	Abilene, TX	Lamar Tech TX	--	--	--
1956	San Diego, CA	Lamar Tech TX	--	--	--

TEAM CHAMPIONSHIP RESULTS (cont'd.)

YEAR	SITE	CHAMPION	POINTS	RUNNER-UP	POINTS
1957	Beaumont, TX	Lamar Tech TX	--	--	--
1958	Beaumont, TX	Lamar Tech TX	--	--	--
1959	Charleston, IL	Lamar Tech TX	--	--	--
1960	Kansas City, MO	Lamar Tech TX	59	Pan American TX	22
1961	Kansas City, MO	Pan American TX	29	Southeastern Oklahoma	10
1962	Kansas City, MO	Pan American TX	29	Southeastern Oklahoma	11
1963	Kansas City, MO	Pan American TX	31	East Texas State	16
1964	Kansas City, MO	Pan American TX	33	Corpus Christi TX	30
1965	Kansas City, MO	Pan American TX	29	East Texas State	15
1966	Kansas City, MO	Redlands CA	30	Corpus Christi TX	18
1967	Kansas City, MO	Redlands CA	25	Corpus Christi TX	17
1968	Kansas City, MO	Redlands CA	34	Southeastern Oklahoma	19
1969	Kansas City, MO	Redlands CA	43	Southeastern Oklahoma	32
1970	Kansas City, MO	Redlands CA	44	Southeastern Oklahoma	33
1971	Kansas City, MO	Redlands CA	41	Presbyterian SC	36
1972	Kansas City, MO	East Texas State	37	Redlands CA	35
1973	Kansas City, MO	Redlands CA	32	Presbyterian SC	28
1974	Kansas City, MO	Redlands CA	34	California Baptist	33
1975	Kansas City, MO	Redlands CA	30	Presbyterian SC	28
1976	Kansas City, MO	Mercyhurst PA	39	Redlands CA	27
1977	Kansas City, MO	Flagler FL	31	Southwest Texas	24
1978	Kansas City, MO	East Texas State	28	Atlantic Christian NC	25
1979	Kansas City, MO	Atlantic Christian NC	28	Gustavus Adolphus MN	26
1980	Kansas City, MO	Redlands CA	36	Southwest Texas/ Gustavus Adolphus MN	26
1981	Kansas City, MO	Southwest Texas	36	Redlands CA	31
1982	Kansas City, MO	Southwest Texas	36	Redlands CA	24

ALL-TIME TEAM CHAMPIONSHIPS

Redlands CA	11	Southwest Texas	2	Mercyhurst PA	1
Lamar Tech TX	6	Atlantic Christian NC	1	Pepperdine CA	1
Pan American TX	5	Flagler FL	1		
East Texas State	2	Hardin-Simmons TX	1		

ALL-TIME SINGLES CHAMPIONSHIPS

Lamar Tech TX	6	East Texas State	2	Mercyhurst PA	1
Redlands CA	5	Gustavus Adolphus MN	2	Presbyterian SC	1
Pan American TX	4	Belhaven MS	1	San Jose State CA	1
Southwest Texas	3	Corpus Christi TX	1	Texas Southern	1
Central State OK	2	Flagler FL	1		

ALL-TIME DOUBLES CHAMPIONSHIPS

Pan American TX	6	Flagler FL	2	Hardin-Simmons TX	1
Lamar Tech TX	5	Presbyterian SC	2	Mercyhurst PA	1
Redlands CA	5	Southwest Texas	2	Pepperdine CA	1
Corpus Christi TX	2	California Baptist	1	St. Augustine's NC	1
East Texas State	2	Gustavus Adolphus MN	1	Texas Southern	1

WARD-BALLENGER

OUTSTANDING PLAYER AWARD

1973	Bob Hochstadter, East Texas State
1974	Stan Franker, Texas Southern
1975	Dave Petersen, Gustavus Adolphus MN
1976	Reijo Ruxola, Mercyhurst PA
1977	Gordon Jones, Flagler FL
1978	Dave Trageser, Pacific Lutheran WA
1979	Garry Seymour, Southwest Texas
1980	John Mattke, Gustavus Adolphus MN
1981	Bart Berstein, Southwest Texas
1982	Chuck Nunn, Southwest Texas

COACHES-OF-THE-YEAR

1972	James Verdieck, Redlands CA
1973	James Shakespeare, Presbyterian SC
1974	Steve Wilkinson, Gustavus Adolphus MN
1975	Ray Alley, High Point NC
1976	Bill Crabtree, East Texas State
1977	Tom Parham, Atlantic Christian NC
1978	Peter Scott, Flagler FL
1979	Tom Parham, Atlantic Christian NC
1980	James Verdieck, Redlands CA
1981	Neal Kinlund, Southwest Texas
1982	Jim Verdieck, Redlands CA

1982 NAIA ALL-AMERICA TEAM

Russell Angell, Southwest Texas State	Whitney Kraft, Florida Atlantic
Ailton Borges, Concordia NY	Thomas Linne, Atlantic Christian NC
Jeff Bramlett, Southwest Texas State	Chuck McCuen, Flagler FL
Colin Crothers, Flagler FL	Eric Michelsen, Redlands CA
Sam Elliott, Southwest Texas State	Chuck Nunn, Southwest Texas State
Dick Johansson, Trevecca Nazarene TN	Peter Ryan, Flagler FL
Al Jordan, Southwest Baptist MO	Johan Sturen, Atlantic Christian NC
Andy Veal, Lander SC	

ALL-TIME INDIVIDUAL CHAMPIONS


Singles

1952	Butch Krikorian, San Jose State CA	1968	Doug Verdieck, Redlands CA
1953	S.L. Shofner, Central State OK	1969	Doug Verdieck, Redlands CA
1954	Gene Land, Central State OK	1970	Doug Verdieck, Redlands CA
1955	James Schmidt, Lamar Tech TX	1971	George Amaya, Presbyterian SC
1956	James Schmidt, Lamar Tech TX	1972	Harry Fritz, East Texas State
1957	George Nadlay, Lamar Tech TX	1973	Bob Hochstadter, East Texas State
1958	Pedro Bueno, Lamar Tech TX	1974	Stan Franker, Texas Southern
1959	John Bennett, Lamar Tech TX	1975	Dave Petersen, Gustavus Adolphus MN
1960	Rudy Hernando, Lamar Tech TX	1976	Kari Pesonen, Mercyhurst PA
1961	John Sharpe, Pan American TX	1977	Gordon Jones, Flagler FL
1962	Don Russell, Pan American TX	1978	Francois Synaeghel, Belhaven MS
1963	Ken Lang, Pan American TX	1979	Garry Seymour, Southwest Texas
1964	Don Kierbow, Corpus Christi TX	1980	John Mattke, Gustavus Adolphus MN
1965	George Kon, Pan American TX	1981	Brian Lusson, Southwest Texas
1966	John Yeomans, Redlands CA	1982	Chuck Nunn, Southwest Texas
1967	Doug Verdieck, Redlands CA		

Doubles

1952	Harvey Grimshaw-Bill Delay, Pepperdine CA	1968	Doug Verdieck-Bruce Nelson, Redlands CA
1953	Carl Nunn-Wayne Miller, Hardin Simmons TX	1969	Co-Champions - Finals Rained Out
1954	Ron Palmer-Jery Boas, Redlands CA		Doug Verdieck-Randy Verdieck, Redlands CA & George Amaya-Jim Amaya, Presbyterian SC
1955	Don Coleman-Rafael Reyes, Lamar Tech TX	1970	Doug Verdieck-Randy Verdieck, Redlands CA
1956	Rafael Reyes-Paul Wilkins, Lamar Tech TX	1971	George Amaya-Milan Kofol, Presbyterian SC
1957	Pedro Bueno-Paul Wilkins, Lamar Tech TX	1972	Harry Fritz-Bob Hochstadter, East Texas State
1958	James Schmidt-Eugene Saller, Lamar Tech TX	1973	Dave Petersen-Tim Butorac, Gustavus Adolphus MN
1959	John Sharpe-Don Russell, Pan American TX	1974	Bengt Anthin-John Blomberg, California Baptist
1960	Co-Champions - Finals Rained Out	1975	Benny Sims-Glenn Moolchan, Texas Southern
	John Sharpe-Don Russell, Pan American TX & Reginald Bennett-Tim Heckler, Lamar Tech TX	1976	Reijo Tuomola-Martin Sturgess, Mercyhurst PA
1961	Don Russell-John Sharpe, Pan American TX	1977	Gordon Jones-Jim Twigg, Flagler FL
1962	Don Russell-Jerry Wortelboer, Pan American TX	1978	Jeff Gibson-Bruce Gibson, East Texas State
1963	John Hunter-Ken Lang, Pan American TX	1979	Mike Puc-Dave Kraus, Flagler FL
1964	Don Kierbow-Gabino Palafox, Corpus Christi TX	1980	Tony Mmoh-Bullus Hussaini, St. Augustine's NC
1965	Detlev Nitsche-Sherwood Stewart, Pan American TX	1981	Brian Lusson-Bart Bernstein, Southwest Texas
1966	John Yeomans-Bill Schoen, Redlands CA	1982	Jeff Bramlett-Russell Angell, Southwest Texas
1967	Eduardo Guell-Vincente Zarazua, Corpus Christi TX		

WOMEN'S TENNIS



2ND ANNUAL - WOMEN'S DIVISION

TEAM STANDINGS

1. Westmont College CA	28	12. Cameron OK	9
2. Guilford College NC	25	Franklin IN	9
3. Grand Canyon AZ	24	Union TN	9
4. High Point NC	23	15. Drury MO	8
5. Carson-Newman TN	22	Emporia State KS	8
East Texas State	22	Sangamon State IL	8
7. Charleston WV	15	SW Baptist MO	8
Presbyterian SC	15	19. Fort Hays State KS	7
9. Birmingham-Southern AL	12	20. Coastal Carolina SC	6
10. East Central OK	11	John Brown AR	6
Huntingdon AL	11		

INDIVIDUAL RESULTS

SINGLES

THIRD ROUND

Karen Ryan, SW Baptist MO def. Linda Bolan, Grand Canyon AZ 6-0, 6-1
 Missy Brown, Carson-Newman TN def. Mary Gibbs, Huntingdon AL 6-1, 6-3
 Lisa Ahlers, Westmont CA def. Julie Crane, Emporia KS 6-1, 6-1
 Dina Robinson, Charleston WV def. Kelly McKay, Franklin IN 6-0, 6-3
 Kerry Kennedy, Guilford NC def. Debbie Bailey, Cameron OK 6-0, 6-0
 Helen Hershfelt, Birmingham-Southern AL def. Kris Kantner, Carson-Newman TN 6-0, 6-0
 Laura Fowler, Presbyterian SC def. Jan Larson, John Brown AR 6-1, 6-1
 Pat Smith, Grand Canyon AZ def. Helen O'Brien, High Point NC 6-3, 7-6
 Lynne Willis, Huntingdon AL def. Barb Rolland, Charleston WV 6-1, 6-4
 Lynn Sharkey, High Point NC def. Stephanie Weckel, Fort Hays KS 6-1, 7-5
 Allison Smelley, Westmont CA def. Mary Vaughn, Hastings NE 6-2, 6-2
 Linda Hankins, East Texas State def. Linda Bucci, Sangamon State IL 6-1, 6-0
 Cheryl Rogers, Westmont CA def. Annette Edmonson, Union TN 6-0, 6-2
 Gay Arrington, East Texas State def. Janet Laster, Carson-Newman TN 6-2, 6-3
 Nancy Kohler, Saginaw Valley MI def. Diane Cook, Franklin IN 6-1, 6-4
 Ana Medina, High Point NC def. Beth Curry, Birmingham-Southern AL 6-1, 6-2
 Ulla Zeller, East Texas State def. Lili Carpenter, Guilford NC 7-5, 6-2
 Leslie Gianoplos, High Point NC def. Tina Phillips, Charleston WV 6-1, 6-3
 Ann Berger, Cedarville OH def. Janet Muston, Franklin IN 6-1, 6-1
 Skye Haskell, Westmont CA def. Karen Schulte, Cameron OK, 6-1, 6-2
 Kathy Taylor, Birmingham-Southern AL def. Kim Eastman, Guilford NC 6-0, 6-1
 Kim Tyree, Charleston WV def. Robin Ray, Berry GA 6-3, 6-1
 Mary Perry, Presbyterian SC def. Dana Woolbright, Westmont CA 7-5, 7-6
 Jean Love, Carson-Newman TN def. Carol Ketterman 6-3, 6-0
 Karen Regman, Grand Canyon AZ def. Mickie Flowers, Charleston WV 6-2, 6-1
 Clara Koopmans, Westmont CA def. Sidney Rasbury, Mid-western TX 6-2, 6-0
 Cathy Simmons, Drury MO def. Tammy Brown, Carson-Newman TN 5-7, 6-4, 6-3
 Sondra Taylor, Union TN def. Jenny Mesimer, Coastal Carolina 6-3, 6-1
 Kelly Shackelford, Presbyterian SC def. Susanna Hall, Huntingdon AL 6-0, 6-1

THIRD ROUND (cont'd.)

Cindy Flies, East Central OK def. Peg O'Connor, Emporia KS 6-4, 7-5
 Jeannie Hopkins, East Texas def. Jill Marshall, Fort Hays KS 6-2, 7-5
 Tarja Koho, Guilford NC def. Janet Schneider, John Brown AR 6-0, 6-0

FOURTH ROUND

Karen Ryan, SW Baptist MO def. Missy Brown, Carson-Newman TN 6-1, 6-1
 Dina Robinson, Charleston WV def. Lisa Ahlers, Westmont CA 6-0, 6-0
 Kerry Kennedy, Guilford NC def. Helen Hershfelt, Birmingham-Southern AL 6-3, 6-1
 Pat Smith, Grand Canyon AZ def. Laura Fowler, Presbyterian SC 6-2, 6-3
 Lynn Sharkey, High Point NC def. Lynne Willis, Huntingdon AL 6-4, 6-4
 Linda Hankins, East Texas def. Allison Smelley, Westmont CA 6-0, 6-0
 Cheryl Rogers, Westmont CA def. Gay Arrington, East Texas State 6-1, 6-1
 Ana Medina, High Point NC def. Nancy Kohler, Saginaw Valley MI 6-1, 6-2
 Leslie Gianoplos, High Point NC def. Ulla Zeller, East Texas State 6-2, 6-0
 Skye Haskell, Westmont CA def. Ann Berger, Cedarville OH 6-0, 6-3
 Kathy Taylor, Birmingham-Southern AL def. Kim Tyree, Charleston WV 6-3, 6-1
 Jean Love, Carson-Newman TN def. Mary Perry, Presbyterian SC 6-0, 6-0
 Karen Regman, Grand Canyon AZ def. Clara Koopmans, Westmont CA 6-3, 6-1
 Sondra Taylor, Union TN def. Cathy Simmons, Drury MO 6-0, 6-2
 Kelly Shackelford, Presbyterian SC def. Cindy Flies, East Central OK 6-0, 6-0
 Tarja Koho, Guilford NC def. Jeannie Hopkins, East Texas State 6-2, 6-0

FIFTH ROUND

Karen Ryan, SW Baptist MO def. Dina Robinson, Charleston WV 6-1, 6-1
 Pat Smith, Grand Canyon AZ def. Kerry Kennedy, Guilford NC 6-0, 4-6, 6-2
 Linda Hankins, East Texas State def. Lynn Sharkey, High Point NC 6-2, 6-2
 Cheryl Rogers, Westmont CA def. Ana Medina, High Point NC 7-5, 7-6 (7-4)
 Skye Haskell, Westmont CA def. Leslie Gianoplos, High Point NC 6-1, 6-0
 Kathy Taylor, Birmingham-Southern AL def. Jean Love, Carson-Newman TN 6-3, 6-3
 Karen Regman, Grand Canyon AZ def. Sondra Taylor, Union TN 6-2, 6-0
 Tarja Koho, Guilford NC def. Kelly Shackelford, Presbyterian SC 6-2, 6-2

QUARTERFINALS

Pat Smith, Grand Canyon AZ def. Karen Ryan,
SW Baptist MO 7-5, 7-6 (7-4)
Linda Hankins, East Texas State def. Cheryl Rogers,
Westmont CA 6-2, 6-3
Kathy Taylor, Birmingham-Southern AL def. Skye Haskell
Westmont CA 7-6 (7-5), 6-3
Tarja Koho, Guilford NC def. Karen Regman, Grand Canyon
AZ 6-3, 6-1

SEMIFINALS

Pat Smith, Grand Canyon AZ def. Linda Hankins,
East Texas State 6-4, 6-4
Tarja Koho, Guilford NC def. Kathy Taylor,
Birmingham-Southern AL 6-1, 6-1

CHAMPIONSHIP

Tarja Koho, Guilford NC def. Pat Smith, Grand
Canyon AZ 7-5, 6-2

DOUBLESTHIRD ROUND

Karen Regman-Pat Smith, Grand Canyon AZ def. Tina
Phillips-Lisa Payne, Charleston WV 6-2, 6-3
Missy Brown-Connie Schwarz, Carson-Newman TN def.
Sheryl Bohman-Stacy Suinn, Southern Colorado
6-0, 6-1
Helen O'Brien-Theresa Regnante, High Point NC def.
Romona Miller-Robyn Chadwick, Fort Hays KS
6-0, 6-0
Laura Fowler-Darlene O'Dell, Presbyterian SC def.
Pam Chambers-Angie Carter, Drury MO 6-0, 6-1
Kathy Herrick-Ann Waddell, Sangamon State IL def.
Gay Arrington-Jeannie Hopkins, East Texas State
6-3, 6-1
Lili Carpenter-Tammy Strickland, Guilford NC
def. Carol Ketterman-Peg O'Connor, Emporia State
KS 6-1, 7-5
Jean Love-Robin Wright, Carson Newman TN def. Alice
Faye Zaner, Suzanna Hall, Huntingdon AL 6-3, 6-3
Ana Medina-Aneli Kiviniemi, High Point NC def. Skye
Haskell-Allison Smelley, Westmont CA 6-1, 6-3
Cheryl Rogers-Clara Koopmans, Westmont CA def.
Lynn Willis-Mary Gibbs, Huntingdon AL 6-2, 6-1
Ulla Zeller-Linda Hankins, East Texas State def.
Lynn Sharkry-Dori Johnson, High Point NC 7-5,
6-2
Verna Crawford-Hilda Thompson, North Georgia def.
Allyson Hobbs-Lee Ann Hobbs, Union TN 7-5, 6-2
Kerry Kennedy-Tarja Koho, Guilford NC def. Cathie
Brown-Elizabeth Armas, Grand Canyon AZ 6-2, 6-1
Pam Shunkwiler-Diana Carroll, Cameron OK def. Lisa
Ahlers-Dana Woolbright, Westmont CA 6-1, 6-0
Jenny Mesimer-Wendye Turner, Coastal Carolina def.
Sandi Wernke-Janet Muston, Franklin IN 6-2, 6-1
Teresa Black-Cheryl Menz, East Central OK def. Chris
Niewinski-Marivic Beebe, St. Francis IL 6-4, 6-3
Karen Ryan-Sherri Pitts, SW Baptist MO def. Robyn
Ruff-Sheila Palmer, Drury MO 6-2, 7-5

FOURTH ROUND

Regman-Smith, Grand Canyon AZ def. Brown-Schwarz,
Carson-Newman TN 6-0, 6-1
O'Brien-Regnante, High Point NC def. Fowler-
O'Dell Presbyterian SC 6-1, 6-7, 6-4 (7-4)
Herrick-Waddell, Sangamon State IL def. Carpenter-
Strickland, Guilford NC 6-4, 3-6, 6-1
Love-Wright, Carson-Newman TN def. Medina-
Kiviniemi, High Point NC 7-6, 6-1 (8-6)
Zeller-Hankins, East Texas State def. Rogers-
Koopmans, Westmont CA 6-2, 7-5
Kennedy-Koho, Guilford NC def. Crawford-Thompson,
North Georgia 6-0, 6-0
Shunkwiler-Carroll, Cameron OK def. Meismer-
Turner, Coastal Carolina 6-3, 6-4
Black-Menz, East Central OK def. Ryan-Pitts,
SW Baptist MO 6-0, 6-1

QUARTERFINALS

Regman-Smith, Grand Canyon AZ def. O'Brien-Regnante.
High Point NC 6-2, 6-1
Herrick-Waddell, Sangamon State IL def. Love-
Wright, Carson-Newman TN 6-4, 2-6, 6-4
Kennedy-Koho, Guilford NC def. Zeller-Hankins,
East Texas State 2-6, 6-3, 6-3
Black-Menz, East Central OK def. Shunkwiler-
Carroll, Cameron OK 6-2, 4-6, 6-2

SEMIFINALS

Regman-Smith, Grand Canyon AZ def. Herrick-
Waddell, Sangamon State IL 6-2, 6-1
Kennedy-Koho, Guilford NC def. Black-Menz,
East Central OK 6-1, 6-1

CHAMPIONSHIP

Regman-Smith, Grand Canyon AZ def. Kennedy-
Koho, Guilford NC 6-7 (4-7), 6-0, 6-2

CHAMPIONSHIP RESULTS

<u>YEAR</u>	<u>SITE</u>	<u>CHAMPION</u>	<u>POINTS</u>	<u>RUNNER UP</u>	<u>POINTS</u>
1981	Overland Park, KS	Grand Canyon AZ Guilford NC	27 27	East Texas State (3rd)	22
1982	Overland Park, KS	Westmont CA	28	Guilford NC	25

1982 NAIA ALL-AMERICA TEAM

Teresa Black, East Central OK
Linda Hankins, East Texas State
Skye Haskell, Westmont CA
Kathy Herrick, Sangamon State IL
Kerry Kennedy, Guilford NC
Tarja Koho, Guilford NC
Cheryl Menz, East Central OK

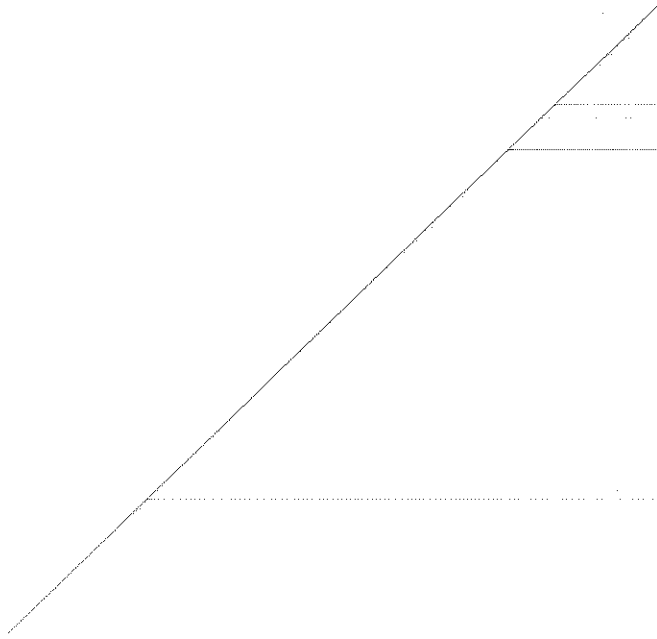
Karen Regman, Grand Canyon AZ
Cheryl Rogers, Westmont CA
Karen Ryan, SW Baptist MO
Pat Smith, Grand Canyon AZ
Kathy Taylor, Birmingham-Southern AL
Ann Waddell, Sangamon State IL

COACHES OF THE YEAR

1981 Marlene Bjornsrud, Grand Canyon AZ
Gayle Currie, Guilford NC

1982 Chris Milner, Westmont College CA

VOLLEYBALL



2nd ANNUAL - 1981 WOMEN'S DIVISION

MEET RESULTS

Pool 1

Hawaii-Hilo def. St. Francis IL, 15-0, 15-4
St. Augustine's NC def. Lakeland, WI, 15-6, 15-6
Hawaii-Hilo def. St. Augustines NC, 15-4, 15-2
St. Francis IL def. Lakeland WI, 15-2, 15-3
Hawaii-Hilo def Lakeland WI, 15-4, 15-2
St. Francis IL, def. St. Augustines NC, 15-9, 15-4

Pool 3

Southern Utah def. Bethel KS, 16-14, 15-11
Hillsdale MI def Jackson State MS, 15-11, 15-11
Southern Utah def. Hillsdale MI, 15-8, 15-4
Bethel KS def. Jackson State MS, 15-9, 11-15, 15-5
Southern Utah def. Jackson State MS, 15-4, 15-9
Bethel KS def. Hillsdale MI, 15-6, 15-11

Pool 2

Southwestern TX def. Missouri Western, 15-6, 15-10
Waynesburg PA def. Limestone SC, 5-15, 15-2, 15-2
Southwestern TX def. Waynesburg PA, 15-10, 15-4
Missouri Western def. Limestone SC, 15-11, 15-7
Southwestern TX def. Limestone SC 15-1, 15-4
Missouri Western def. Waynesburg PA, 15-10, 15-6

Pool 4

St. John Fisher NY def. Kearney State NE, 15-12, 15-10
Christian Brothers TN def. Concord WV, 6-15, 15-11, 15-12
Kearney State NE def. Christian Brothers TN, 9-15, 16-14, 15-3
St. John Fisher NY def. Concord WV, 15-11, 15-11
Kearney State NE def. Concord WV, 19-17, 15-5
St. John Fisher NY def. Christian Brothers TN, 15-13, 15-6

QUARTERFINALS

Hawaii-Hilo def. Missouri Western, 15-2, 15-3, 15-6
Southern Utah def. St. Francis IL, 7-15, 15-6, 15-12, 13-15, 15-7
Bethel KS def. St. John Fisher NY, 15-9, 16-14, 15-5
Southwestern TX def. Kearney State NE, 16-14, 15-0, 15-7

CONSOLATION

St. John Fisher NY def. Missouri Western, 15-10, 15-12, 15-12
St. Francis IL def. Kearney State NE, 15-9, 15-12, 15-8

SEMIFINALS

Hawaii -Hilo def. Bethel KS, 15-8, 15-4, 15-11
Southwestern TX def. Southern Utah, 15-7, 15-6, 15-10

CONSOLATION FINALS (5th)

St. John Fisher NY def. St. Francis IL, 6-15, 15-10, 15-12

THIRD PLACE

Bethel KS def. Southern Utah, 15-8, 15-12, 6-15, 15-8

CHAMPIONSHIP

Hawaii-Hilo def. Southwestern TX, 15-9, 15-10, 5-15, 15-8

TEAM CHAMPIONSHIPS

<u>YEAR</u>	<u>SITE</u>	<u>CHAMPION</u>	<u>RUNNER UP</u>	<u>FINALS RESULTS</u>
1981	Pittsburg, KS	Azusa Pacific CA	East Texas State	3-1
1982	Athens, WV	Hawaii-Hilo	Southwestern TX	3-1

MOST VALUABLE PLAYER AWARD

1981 Stephanie Alphenia, Azusa Pacific CA
1982 Edie Manzano, Hawaii-Hilo

1982 ALL-TOURNAMENT TEAM

Jeanne Bulla, Southwestern TX
Carla Carpenter, Hawaii-Hilo
Robyn Hall, Southwestern TX
Alofa Tagataese, Hawaii-Hilo
Alfie Vela, Southwestern TX
Cynthia Whitworth, Hawaii-Hilo

Lisa Loeffler, Bethel KS
Lori McCurdy, Southern Utah
Noell Navarro, St. John Fisher NY
Donna Sniegowski, St. Francis IL
Nalani Spencer, Hawaii-Hilo
Judy Unruh, Bethel KS

ALL-TIME RESULTS

1980

Azusa Pacific CA def. Missouri-Kansas City, 15-7,15-13,15-6
Kearney State NE def. Pittsburg State KS, 15-8,15-9,15-10
East Texas State def. Hillsdale MI, 15-8,15-12,15-8
St. John Fisher NY def. Franklin IN, 15-12,15-12,10-15,7-15,15-7
Azusa Pacific def. St. John Fisher, 15-12,15-3,15-11
East Texas State def. Kearney State, 9-15,15-12,9-15,15-7,16-14
Franklin def. Missouri-Kansas City, 15-9,7-15,15-8,8-15,15-9
Hillsdale def. Pittsburg State, 15-9,5-15,15-10,15-15
Franklin def. Hillsdale, 16-14,12-15,15-13,15-7
Kearney State def. St. John Fisher, 15-5,14-16,10-15,15-11,15-10 (3rd)
Azusa Pacific def. East Texas State, 15-3,10-15,15-2,15-10 (championship)

1981

Hawaii-Hilo def. Missouri Western, 15-2,15-3,15-6
Southern Utah def. St. Francis IL., 7-15,15-6,15-12,13-15,15-7
Bethel KS def. St. John Fisher NY, 15-9,16-14,15-5
Southwestern TX def. Kearney State NE, 16-14,15-0,15-7
St. John Fisher def. Missouri Western, 15-10,15-12,15-12
St. Francis def. Kearney State, 15-9,15-12,15-8
Hawaii-Hilo def. Bethel, 15-8,15-4,15-11
Southwestern def. Southern Utah, 15-7,15-6,15-10
St. John Fisher def. St. Francis 6-15,15-10,15-12
Bethel def. Southern Utah, 15-8,15-12,6-15,15-8(3rd)
Hawaii-Hilo def. Southwestern, 15-9,15-10,5-15,15-8(championship)
NOTE: Results list only teams which qualified for quarterfinals after pool play.

WRESTLING

25th ANNUAL - 1982 MEN'S DIVISION

TEAM SCORING

1. Central State OK	105½	Westmar IA	11
2. Adams State CO	88 3/4	30. Minnesota-Morris	10
3. Wisconsin-River Falls	60	31. Yankton SD	9
4. Southern Oregon	56¼	32. Pacific Lutheran WA	8½
5. Pacific OR	54¼	33. Northwestern IA	8
6. Simon Fraser CAN	52 3/4	34. Northwest Nazarene ID	6½
7. Augsburg MN	51¼	Southwest State MN	6½
8. Central Washington	50½	Elon NC	6½
9. Fort Lewis CO	46	37. Chadron State NE	6
10. Fort Hays State KS	34 3/4	Jamestown ND	6
11. Kearney State NE	30¼	39. Malone OH	5½
12. Carson- Newman TN	28	40. Northern State SD	4½
13. West Liberty WV	25¼	41. College of St.Thomas MN	4
14. Huron SD	23½	42. Olivet Nazarene IL	3½
15. Wisconsin-Platteville	17 3/4	South Dakota-Springfield	3½
16. Wisconsin-Superior	17½	Taylor IN	3½
17. Wisconsin-Parkside	16¼	45. Oregon Tech	2½
18. Wisconsin-LaCrosse	16	46. Minot State ND	2
19. Pittsburgh-Johnstown PA	15	47. Dana NE	2
Liberty Baptist VA	15	Baptist Bible PA	2
Dickinson State ND	15	Wilmington OH	2
22. Waynesburg PA	14 3/4	Western State CO	2
23. Northern Montana	14¼	51. Bethel MN	1 3/4
24. Wisconsin-Eau Claire	14	52. Black Hills SD	1½
25. Saginaw Valley MI	13¼	53. Central State OH	1
26. Mayville State ND	12½	Willamette OR	1
27. New Mexico Highlands	12	William Jewell MO	1
28. Loras IA	11	56. Graceland IA	½

INDIVIDUAL RESULTS

NOTE: Top 6 in each weight class constitute NAIA All-America Team

118-POUND CLASS

FIRST ROUND: Ken Crenshaw(Fort Lewis CO) p.Pat Sole(Liberty Baptist VA), 4:58;Keith Colsch, (Loras IA) pinned Joe Riggs(Hanover IN), 2:27;Dave McGowan(Pittsburg-Johnstown PA) d. Willie Black (Kearney State NE),4-1 ot; Rick Limon(Chadron State NE) d. Randy Burwick(Dickinson State ND),6-4; Alan McQueen(Olivet Nazarene IL) d. David Luna(New Mexico Highlands),11-2; Ryan Foley (Wisconsin-LaCrosse) d. Jeff Courtney(William Jewell MO),8-1;Toby Molitor(Southwest State MN) d. Dave Martinez(Adams State CO), 9-8; Jeff Querengesser(Simon Fraser CAN) d. Larry Madden(South Dakota-Springfield), 6-5 Steve Gliva(Augsburg MN) d. Perry Watson(Biola CA),11-6;Hal Fabrycki(Southern Oregon) d. David Delozier(St. Thomas MN), 5-1;Geoff Olson(Pacific OR) d. Craig Gavette(Saginaw Valley,MI) 9-2,ot.

SECOND ROUND: Crenshaw d. Bryon Hallock(Northern Montana) 10-5; Colsch p. McGowan,3:50;McQueen d. Limon,9-3; Foley d. Rudy Glur(Huron SD), 9-8;Mickey McGowan(Central State OK), d. Molitor, 12-5; Gliva p. Querengesser, 5:46; Allen Koors(Carson-Newman TN) d. Fabrycki, 6-3; Bill Hoglund(Central Washington) d. Olson,6-2.

QUARTERFINALS: Crenshaw d. Colsch,12-6; Foley d. McQueen, 7-6; Gliva d. McGowan,4-2 ot; Hoglund d. Koors,6-2.

SEMIFINALS: Foley d. Crenshaw, 13-10;Hoglund d. Gliva, 13-2.

FINALS: BILL HOGLUND(CENTRAL WASHINGTON) d. RYAN FOLEY(WISCONSIN-LACROSSE), 6-3; Glur d. Crenshaw, 3-0(3rd); Gliva d. Koors,2-c(5th); Querengesser d. Hallock,10-2.

126-POUND CLASS

FIRST ROUND: Scott Stansbury(Kearney State NE) p. Mike Redman(Baptist Bible PA), 2:22; Mike Romero(Southern Oregon) d. Robert Ratliff(Wisconsin-Superior), 12-7; Andy Mora(Western State CO) p. Mike Thompson(Valley City State ND), 4:40;Greg Fetzer(Taylor IN) d. Russ Reynolds(Bethel MN),6-4; Kevin Binkerd(Pacific OR), d. Michael Miller(Malone OH),11-4;Scott Whirley (Augsburg MN) d. David Sprague(Chadron State NE), 17-1;Robin MacAlpine(Central Washington) d. Dan Mahoney(Black Hills SD), 14-8; Robert Burrows(Northwestern IA) d. Ken McElroy(Pacific Lutheran WA), 9-5; Jay Lineberry(Elon NC), d. Lee Braaten(Southwest State MN), 13-4;Joe Sturzenski(Central State OK), d. Frank Huchrowski (Pittsburgh-Johnstown PA), 11-8; Rick Erickson(Wisconsin-River Falls) d. Stan Steffanson (Huron SD), 11-10; Cyrus Wynn(Carson-Newman TN) d. Greg Stalnaker, 8-1; Randy Pryor(West Liberty WV) p. Todd Ford (Northern State SD), 4:53; Scott Ritzen (Adams State CO) d. Tom Mooney(St. Thomas MN), 15-2; Bryan Wetz(Northern Montana) p. Gary Farnsworth(Graceland IA), 6:37; Matt Kluge(Wisconsin-Parkside) d. Dennis Parise(Liberty Baptist VA), 8-4.

SECOND ROUND: Stansbury d. Romero, 7-4; Fetzer d. Mora, 8-3; Binkerd d. Whirley,8-5; MacAlpine d. Burrows, 14-10;Lineberry d. Sturzenski,4-0; Erickson p. Wynn, 6:17;Ritzen d. Pryor,13-4;Kluge p. Wetz,5:46.

QUARTERFINALS: Stansbury p. Fetzter, 5:53; Binkerd d. MacAlpine, 8-2, ot; Lineberry d. Erickson, 6-5; Ritzen d. Kluge, 7-1.

SEMIFINALS: Binkerd p. Stansbury, 1:16; Ritzen d. Lineberry, 15-4.

FINALS: SCOTT RITZEN (ADAMS STATE CO) d. KEVIN BINKERD (PACIFIC OR), 19-5; Sturzanski d. Whirley, 4-3 (3rd); Stansbury won by forfeit over Lineberry (5th); Romero d. Pryor, 7-4 (7th).

134 POUND CLASS

FIRST ROUND: Darrin Huff (Central State OK) d. John Kranz (Loras IA), 6-0; Jeff Vance (Northwestern IA) p. Bruce Fane (Hanover IN), 1:46; Bob Hirsch (Northern State SD), d. Matt Brown (Elon NC), 7-1; Scott Nicholson (Northern Montana) d. Garrett Gleason (St. Thomas MN), 3-2; David Manville (Olivet Nazarene IL) d. Jody Lawhead (Mesa Co), 11-5; Tony Algiers (Wisconsin-Eau Claire) d. Archie Clark (Graceland IA), 17-3; Dan Winter (Wisconsin-Parkside) d. Tim Martin (Willamette OR), 8-7; Lynn Plumley (Southwest State MN) d. Brent Thomas (Taylor IN), 7-0; Hedg Nelson (Central Washington) d. Richard Glen (Carson-Newman TN), 8-0; Joe Ore (Adams State CO) d. Mark Phillips (Pacific Lutheran WA), 13-1; Brent Lofstedt (Southern Oregon) d. Mike Holmes (Mayville State ND), 23-2; Mike Curnow (Pacific OR) d. Jeff James (Kearney State NE), 16-7; Wayne Peterson (Fort Hays KS), d. Darryl Stephans (Wisconsin-River Falls), 21-2; Keith Harpster (Malone OH), d. Jim Owens (Westmar IA), 6-2; Jack Nischkawa (Simon Fraser CAN) d. Bob Kadera (Black Hills SD), 8-3; Bob Adams (Augsburg MN) p. Randy Hoppel (West Liberty WV), 3:14.

SECOND ROUND: Huff p. Vance, 2:43; Hirsch d. Nicholson, 11-5; Algiers d. Manville, 12-10; Winter d. Plumley, 9-7; Ore d. Nelson, 5-5, 7-0; Lofstedt p. Curnow, 5:39; Peterson d. Harpster, 12-6; Adams d. Nischkawa, 10-9.

QUARTERFINALS: Huff d. Hirsch, 13-5; Algiers d. Winter, 5-3; Lofstedt d. Ore, 13-0; Peterson d. Adams, 9-6.

SEMIFINALS: Huff d. Algiers, 10-3; Lofstedt p. Peterson, 6:15.

FINALS: BRENT LOFSTEDT (SOUTHERN OREGON) d. DARRIN HUFF (CENTRAL STATE OK), 9-6; Peterson d. Algiers, 11-9 (3rd); Kranz d. Holmes, 10-0 (5th) Winter d. Harpster 13-4 (7th).

142 POUND CLASS

FIRST ROUND: K.C. Kerstan (Westmar IA) d. Dennis Lucero (New Mexico Highlands) 7-6; Dean Barent (Chadron State NE) d. Kevin Traff (Pacific Lutheran WA), 5-3; Mike Hicks (Northwest Nazarene ID) p. Mike Rickie (Wisconsin-River Falls), 4:55; Maury Vanderpool (Carson-Newman TN) p. John Wilber (Northern State SD); David Fishenich (Southwest State MN) d. Dominic Reicks (Kearney State NE); John Sheridan (Adams State CO) d. Eric Wentz (Baptist Bible PA); Joe Aline (Northern Montana) d. Ted Cotterman (Wilmington OH), 9-4; Ronnie James (Central State OK) d. Ron McPhail (Wisconsin-Eau Claire), 13-5; Tracy Toulou (Willamette OR) d. Tim Steiner (Northwestern IA), 15-11; Dan Archinal (Malone OH) d. Jim Kariotoglou (Pacific OR) 12-3; Bob Arvold (Augsburg MN) d. Brad Wartman (Chicago State IL), 10-5.

SECOND ROUND: Dan Pitsch (Dickinson State ND) d. Kerstan, 8-2; M. Hicks p. Barent, 6:50; Vanderpool d. Fishenich, 7-3; Sheridan d. Jim Matney (Liberty Baptist VA), 7-2; Aline d. Jerry Welch (South Dakota Springfield), 12-3; James d. Toulou, 19-7; Charlie Hicks (Central Washington) d. Archinal, 8-2; Arvold d. Dino Rodriguez (Southern Oregon) 10-4.

QUARTERFINALS: Pitsch d. M. Hicks, 8-1, ot; Sheridan d. Vanderpool, 4-3; James d. Aline, 5-1; C. Hicks d. Arvold, 11-10.

SEMIFINALS: Sheridan d. Pitsch, 3-2 ot; James won by default over C. Hicks, 2:39.

FINALS: RONNIE JAMES (CENTRAL STATE OK) d. JOHN SHERIDAN (ADAMS STATE CO), 10-3; Vanderpool d. Pitsch, 11-5 (3rd); Arvold won by forfeit over C. Hicks (5th); M. Hicks d. Aline, 6-2 (7th).

150-POUND CLASS

FIRST ROUND: Brian Balfour (Chadron State NE) d. Mark Allen (Central State OK), 11-5; Shea Kennedy (Augsburg MN) p. Scott Strickler (Saginaw Valley MI), 2:15; Rick Scheuermann (Waynesburg PA) d. Anthony Nelson (St. Thomas MN), 10-3; Terry Brossart (Minot State ND) d. Dan Wilson (Liberty Baptist VA), 7-4; Webster Wilson (Hanover IN) d. Clyde Nicklos (Jamestown ND), 7-4; Paul Frandsen (Wisconsin-River Falls) d. Corey Field (Southwest State MN), 10-6; Bob Yahner (Pittsburgh-Johnstown PA) d. Steve Klock (Olivet Nazarene IL), 12-8; Ted Guess (West Liberty WV) d. Mark Broderson (Northern State SD), 8-6; Mimmo Marello (Simon Fraser CAN) p. Gene Boenger (Westmar IA), 5:48; Barry Schmitt (Wisconsin-Eau Claire) d. Ron Battersby (Biola CA), 2-1; Eric Lujan (Fort Lewis CO) d. Jeff Lipp (Pacific Lutheran WA), 7-6; Mike Muckerheide (Wisconsin-Parkside) d. Peter Shepard (Oregon Tech), 17-5; Ken Eady (Carson-Newman TN) d. Rod Harmon (Southern Oregon), 7-1; Rich Esparza (Central Washington) d. Gabe Lucero (New Mexico Highlands), 11-9; Rick Willits (Adams State CO) d. Dan Bonge (Kearney State NE); 4-1; Rick Morkel (Huron SD) d. Noel Hygelund (Pacific OR), 2-1.

SECOND ROUND: Kennedy d. Balfour, 18-5; Scheuermann d. Brossart, 15-4; Frandsen p. Wilson, 2:34; Yahner d. Guess, 6-1; Marrello d. Schmitt, 14-6; Muckerheide d. Lujan, 8-6; Esparza d. Eady, 10-0; Morkel d. Willits, 13-6.

QUARTERFINALS: Scheuermann d. Kennedy, 7-4; Frandsen d. Yahner, 10-8; Marrello d. Muckerheide, 20-6; Esparza d. Morkel, 7-2.

SEMIFINALS: Frandsen d. Scheuermann, 7-6; Esparza d. Marrello, 12-2.

FINALS: PAUL FRANSDEN (WISCONSIN-RIVER FALLS) d. RICH ESPARZA (CENTRAL WASHINGTON), 19-8; Kennedy d. Scheuermann, 6-5 (3rd); Marrello d. Morkel, 3-1 (5th); Muckerheide won by forfeit over Yahner (7th).

158-POUND CLASS

FIRST ROUND: Mike Rouse (Pacific OR) d. Phil Hoyt (Chadron State NE), 21-4; Mark Neises (Huron SD) d. Ben McEachern (Bethel MN), 7-5; Terry Keller (Wisconsin-River Falls) d. Dale Thomas (Pacific Lutheran WA), 11-3; Bruce Arvold (Augsburg MN) d. Eric Dean (Adams State CO), 10-4; Dave McKay (Simon Fraser CAN), d. John Dobbs (Wisconsin-Platteville), 4-3; Gilbert Locero (New Mexico Highlands) d. Steve Lemcke (Westmar IA), 10-7; John Revez (Pittsburgh-Johnstown PA) d. Chris Ostrosky (Siena Heights MI), 19-8; Ron Conway (Carson-Newman TN) d. Gaylon Larson (Minot State ND), 9-2; Darryl Brooks (Central State OH) d. Corey Cook (Central Washington), 3-2; Tim Vogel (Kearney State NE), p. Brad Wentzel (Baptist Bible PA), 5:33; Jim Fitterer (Southern Oregon) d. Jeff Lee (Olivet Nazarene IL), 19-9; Don Studer (St. Thomas MN) won by default from Joe Crossen (Catawba NC); Andrew Cazier (Black Hills SD) d. Stan Whitely (Oregon Tech), 17-6; Jeff Nagel

(Dickinson State ND) d. Steve Burchianti(Waynesburg PA), 17-6; Charles Ekey(Fort Hays KS) d. John Bynum (Liberty Baptist VA), 9-3; Mike Clark(Central State OK) d. Bill Bishop(Willamette OR), 6-1.

SECOND ROUND: Rouse p. Neises, 3:44; Keller d. Arvold, 16-7; Locero d. McKay, 7-4 ot; Revesz d. Conway, 11-0; Vogel d. Brooks, 7-1; Fitterer p. Studer, 5:21; Nagel d. Cazier, 11-5; Ekey d. Clark, 7-0.

QUARTERFINALS: Keller p. Rouse, 2:40 ot; Revesz d. Locero, 7-0; Vogel d. Fitterer, 12-4; Ekey d. Nagel, 7-5.

SEMIFINALS: Keller d. Revesz, 14-9; Ekey d. Vogel, 11-6.

FINALS: CHARLES EKEY (FORT HAYS KS) d. TERRY KELLER(WISCONSIN-RIVER FALLS), 9-2; Clark d. Locero, 15-1(3rd); Vogel d. Revesz, 8-2(5th) Fitterer d. Arvold, 6-4 (7th).

167-POUND CLASS

PRELIMINARY ROUND: Tim Durkin(Pacific OR) d. Bill Culbertson(William Jewell MO), 6-1 ot; Rick Diemert (Waynesburg PA) d. Bill Flynn(St. Thomas MN), 14-2.

FIRST ROUND: Tony Ramsay(Simon Fraser CAN) d. Dave Veal(Huron SD), 5-4; Shane Palmer(Adams State CO) d. Dean Carlson (Northwest Nazarene ID), 7-1; Chris Goetz(Fort Hays KS) d. Nick Condon(Hanover IN), 10-2; Scott Dubbelde(Southwest State MN) d. Mitch Taylor(Willamette OR), 3-2ot; Benny Coleman(Central State OK) d. Randy Roberts(Biola CA), 9-7; Howard Johnson(Liberty Baptist VA) d. Tom Hall(Augsburg MN), 6-4; John Romero (New Mexico Highlands) d. Dan Barent(Chadron State NE), 13-2; Bill Bussey(Dana NE) d. Durkin, 7-4; Jeff Haines(Wilmington OH) p. Lawrence Moore(Chicago State IL), 2:18; Duane Groshek(Wisconsin-Platteville) d. Russell Hanson(Southern Oregon), 7-5; Jim Revesz(Pittsburg-Johnstown PA) d. Ken Budd(Pfeiffer NC), 15-7; Diemert d. Tracy Miller(Oregon Tech), 8-5; Brett Corsentino(Fort Lewis CO) d. Greg Earley(Central Washington), 7-6; Buzzy Mann(Carson-Newman TN) p. Russ Netter(Pacific Lutheran WA), 4:01; Andy DeCoteau(Mayville State ND) p. Brian Fitzgerald(Kearney State NE), 1:40; Gerard Eichton(Northern Montana) d. Bob Meszaros (Siena Heights MI), 7-2

SECOND ROUND: Palmer d. Ramsay, 9-8; Dubbelde d. Goetz, 3-2 ot; Johnson d. Coleman, 5-1; Bussey d. Romero, 7-6; Groshek d. Haines, 19-7; Diemert d. Revesz, 2-0 ot; Corsentino d. Mann, 13-7; Eichton d. DeCoteau, 8-7.

QUARTERFINALS: Palmer p. Dubbelde, 4:39; Johnson p. Bussey, 6:30; Groshek d. Diemert, 4-2; Corsentino d. Eichton, 6-4 ot.

SEMIFINALS: Palmer d. Johnson, 5-3; Groshek p. Corsentino, 2:15.

FINALS: SHANE PALMER(ADAMS STATE CO) p. DUANE GROSHEK(WISCONSIN-PLATTEVILLE), 6:17; Johnson d. Coleman, 3-2(3rd); Hanson d. Corsentino, 9-6(5th); Ramsay won by forfeit over Eichton (7th).

177-POUND CLASS

FIRST ROUND: Morgan Meier(Kearney State NE) d. Dan Wilson(Hanover IN), 4-3; John Curtis(Fort Lewis CO) p. Don Joseph(Dana NE), 5:1; Bill Ameen(Central State OK) p. Steve Hester(Elon NC), 2:16; Tom Dages(Taylor IN) d. Dan Hayes(Carson-Newman TN), 7-2; Craig Nightingale(South Dakota-Springfield) d. Mike Malinowski(Malone OH) 10-7; Brian Edison(West Liberty WV) d. Barry Distin(Baptist Bible PA), 18-5; Jim Eddleman(Dickinson State ND) d. Todd Stiles(Oregon Tech), 13-5; DeWayne Barent(Chadron State NE) d. Doug Stevens(Central Washington), 9-8; Chris Rinke(Simon Fraser CAN) d. Steve Behrens(Liberty Baptist VA), 10-3.

SECOND ROUND: Kim Hogan (Pacific OR) d. Meier, 6-4; Curtis d. Rick Strawn(Southern Oregon), 12-3; Ameen d. Dages, 4-1; Nightingale d. Brian Irek(Wisconsin-Parkside), 6-2; Edison d. Scott Boone(Northern State SD), 18-5; Mike Agostinio(Pacific Lutheran WA), d. Eddleman, 21-11; Mike Welter(Yankton SD) p. Barent, 6:58; Rinke d. Todd Nelson(St. Thomas MN), 13-4.

QUARTERFINALS: Curtis d. Hogan, 12-7; Ameen d. Nightingale, 13-0; Edison d. Agostini, 17-4; Rinke d. Welter, 10-4.

SEMIFINALS: Ameen d. Curtis, 10-4; Edison d. Rinke, 8-5.

FINALS: BILL AMEEN(CENTRAL STATE OK) d. BRIAN EDISON(WEST LIBERTY WV). 6-0; Rinke d. Curtis, 9-5 (3rd); Agostini d. Hogan, 9-6 (5th); Welter d. Nightingale, 1-0(7th).

190-POUND CLASS

FIRST ROUND: Bret Johnson(Huron SD) d. David Jennings(Olivet Nazarene IL), 13-5; Steve Marshall (Simon Fraser CAN) p. Jim Krueger(Dana NE), 2:03; Mel Gatewood(Central State OK) p. Jim Ladbury(Dickinson State ND), 2:59; James Meyer(Wisconsin-River Falls) d. Tom Maher(Mayville State ND), 16-7; Patrick Bussy (Liberty Baptist VA) d. Richard Schoene(West Liberty WV), 13-8; David Biehn(Oregon Tech) d. Randy Belonga (Wisconsin-Eau Claire), 4-3; Darrell Yohn(Adams State CO) d. Greg Haga(Southern Oregon), 7-6; Blaine McCance(Yankton SD) p. Tom Schemel(Augsburg MN), 5:30; Rick Elstrom(Central Washington) d. Chris Marren (Carson-Newman TN), 8-6; Dan Revesz(Pittsburgh-Johnstown PA) p. Rick Schwab(Bethel MN), 4:47; Mike Reed (Pacific OR) d. Charlie Cockriel(Fort Lewis CO), 10-3.

SECOND ROUND: Joel Huffman(Westmar IA) p. Johnson, 4:18; Marshall d. Gatewood, 5-3; Meyer d. Bussey, 9-1; Biehn d. Mark Rabine(Taylor IN), 12-4; Yohn d. Bart Voycheske(Chadron State NE), 10-1; Elstrom d. McCance, 9-3; Chris Backman(Kearney State NE) d. Revesz, 7-3; Tom Boerger(Jamestown ND) d. Reed, 8-4.

QUARTERFINALS: Huffman d. Marshall, 4-3; Meyer d. Biehn, 15-6; Yohn d. Elstrom, 11-4; Boerger d. Backman, 12-5.

SEMIFINALS: Meyer d. Huffman, 10-4; Yohn d. Boerger, 7-5.

FINALS: DARRELL YOHN(ADAMS STATE CO) d. JAMES MEYER(WISCONSIN-RIVER FALLS), 8-3; Marshall d. Haga, 6-3(3rd); Huffman p. Boerger, 3:11(5th) Maher p. Backman, 1:51(7th).

HEAVYWEIGHT CLASS:

FIRST ROUND: Mark Mundell(William Jewell MO) def. Michael Chmelik(Augsburg MN), 4-4, 0-0, crit; Gene Longden(Huron SD) d. David Lambert(Pfeiffer NC), 7-2; Jim Etzler(Fort Lewis CO) p. Leo Feist(Pittsburgh-Johnstown PA), 2:55; Chris Ruterbusch(Saginaw Valley MI) p. Mark Parke(Olivet Nazarene IL), 1:29; Paul Roth(Wisconsin-Parkside) p. Richard Mitiajlo(Carson Newman TN), 2:32; Robert LeGrande(Central State OK) d. Roger Held(Mayville State ND), 6-2; Mark Leuer(Northwestern IA) d. Steve Wisthoff(Minot State ND), 8-5;

Ed Ritt(Pacific OR) p. Bruce Crozier(Graceland IA), :41; Mark Schoeneman(Chadron State NE) p. David Hohn (Northern Montana), :27; Jim Viaene(Wisconsin-Superior) d. Jim Raines(West Liberty WV), 11-1; Rick Chandler(Southern Oregon) p. David Burr(Westmar IA), 1:39; Tom Hanson(Minnesota-Morris) d. Larry Hooper (Central Washington), 8-3; Kevin DesPlanques(Adams State CO) p. Frank Shepard(CHicago State IL), 1:15; Chris Lund(Northern State SD) p. Robert Weimerslage(Pacific Lutheran WA), 2:00; Nick Kiniski(Simon Fraser CAN) d. Matthew Renn(Wisconsin-River Falls), 13-7; Ted Reehl(Kearney State NE) p. Jim Jarnowski (Mesa CO), 4:22.

SECOND ROUND: Longden d. Mundell, 5-4; Etzler p. Ruterbusch, 5:43; LeGrande d. Roth, 5-1; Ritt p. Leuer, 1:33; Viaene d. Schoeneman, 8-2; Hanson d. Chandler, 8-3; DesPlanques d. Lund, 17-10; Reehl d. Kiniski, 5-3.

QUARTERFINALS: Etzler p. Longden, 1:17; Ritt d. LeGrande, 6-2; Viaene d. Hanson, 8-4; DesPlanques d. Reehl 7-6.

SEMIFINALS: Ritt p. Etzler, 2:54; Viaene p. DesPlanques, 1:25.

FINALS: ED RITT(PACIFIC OR) d. JIM VIAENE(WISCONSIN-SUPERIOR), 3-2; Etzler d. Ruterbusch, 10-9(3rd); Hanson d. DesPlanques, 7-0(5th); Leuer d. Reehl, 3-2(7th).

TEAM CHAMPIONSHIP RESULTS

<u>YEAR</u>	<u>SITE</u>	<u>CHAMPION</u>	<u>POINTS</u>	<u>RUNNER-UP</u>	<u>POINTS</u>
1958	Mankato, MN	Mankato State MN	97	Iowa Teachers	69
1959	DeKalb, IL	Mankato State MN	64	Southern Illinois	52
1960	Lock Haven, PA	Bloomsburg State PA	79	Southern Illinois	73
1961	Golden, CO	Lock Haven State PA	50	Colorado Mines	35
1962	Winona, MN	Bloomsburg State PA	56	Lock Haven State PA	47
1963	Bloomsburg, PA	Lock Haven State PA	61	Bloomsburg State PA	60
1964	Spearfish, SD	Moorhead State MN	65	Lock Haven State PA	62
1965	Terre Haute, IN	Bloomsburg State PA	60	Lock Haven State PA	50
1966	St. Cloud, MN	Lock Haven State PA	107	Moorhead State MN	64
1967	Lock Haven, PA	Lock Haven State PA	80	Adams State CO	69
1968	Alamosa, CO	Adams State CO	106	Nebraska-Omaha	77
1969	Omaha, NE	Adams State CO	98	Nebraska-Omaha	84
1970	Superior, WI	Nebraska-Omaha	86	Adams State CO	58
1971	Boone, NC	Central Washington	56	Bloomsburg State PA	49
1972	Klamath Falls, OR	Adams State CO	64	Nebraska-Omaha	53½
1973	Sioux City, IA	Adams State CO	62½	Central State OK	48½
1974	River Falls, WI	Central Washington	102	Central State OK	80½
1975	Sioux City, IA	Adams State CO	61	Augsburg MN	55
1976	Edinboro, PA	Adams State CO	83½	Eastern Washington	70¼
1977	Cheney, WA	Eastern Washington	90 3/4	Grand Valley State MI	89
1978	Whitewater, WI	Southern Oregon	81½	Grand Valley State MI	78 3/4
1979	Wheeling, WV	Central State OK	102½	Adams State CO	69
1980	Hays, KS	Adams State CO	86	Huron SD	76½
1981	Edmond, OK	Central State OK	155¼	Adams State CO	69½
1982	Forest Grove, OR	Central State OK	105½	Adams State CO	88 3/4

ALL-TIME TEAM CHAMPIONSHIPS

Adams State CO	7	Central Washington	2	Moorhead State MN	1
Lock Haven State PA	4	Mankato State MN	2	Nebraska-Omaha	1
Bloomsburg PA	3	Eastern Washington	1	Southern Oregon	1
Central State OK	3				

ALL-TIME INDIVIDUAL CHAMPIONSHIPS

Lock Haven PA	25	Bemidji State MN	4	Eastern Illinois	2
Adams State CO	22	Southern Oregon	4	Eastern Oregon	2
Central State OK	14	Upper Iowa	4	Huron SD	2
Bloomsburg PA	12	Augsburg MN	3	Indiana PA	2
Central Washington	12	Iowa Teachers	3	Lake Superior MI	2
Nebraska-Omaha	12	Northern Illinois	3	Lycoming PA	2
Moorhead State MN	10	Simon Fraser CAN	3	Oregon College	2
St. Cloud State MN	10	Fort Hays State KS	3	Pacific Or	2
Mankato State MN	7	U.S. International CA	3	Taylor IN	2
Grand Valley MI	6	Winona State MN	3	Valley City ND	2
Southern Illinois	6	California State PA	2	Waynesburg PA	2
Wisconsin-Parkside	6	Central Michigan	2	West Liberty WV	2
Eastern Washington	5	Concordia MN	2	Westmar IA	2
Wayne State NE	5	Dickinson State ND	2	Wisconsin-LaCrosse	2
				Wisconsin-River Falls	2

The following institutions each have had one champion: Biola CA; Carthage WI; Chadron State NE; Clarion PA; C.W. Post NY; East Stroudsburg PA; Edinboro State PA; Fairmont State WV; Findlay OH; Graceland IA; Illinois State; Lewis & Clark OR; Lincoln PA; Loras IA; Messiah PA; Millersville State PA; North Central IL; Northern Arizona; Northern State SD; Northland WI; Peru State NE; Portland State OR; St. John's MN; Western State CO; Wilkes PA; William Penn IA; Wisconsin-Oshkosh; Wisconsin-Platteville; Wisconsin-Superior; Wisconsin-Platteville York PA.

NUMBER OF INDIVIDUAL CHAMPIONSHIPS, ONE YEAR

Six Titles: Central State Oklahoma 1981

Five Titles: Mankato State MN, 1958

REPEAT CHAMPIONS

Four-Time

Gray Simons, Lock Haven State PA (115-pound 159-60-61-62)
 Jerry Swope, Lock Haven State PA (177-pound 1963-64-65-66)

Three-Time

Bill Carson, Bloomsburg State PA (190-pound 1961-62; Heavyweight 1963)
 Lanny Davidson, Eastern Washington (177-pound 1975-76-77)
 James Hazewinkel, St. Cloud State MN (115-pound 1963-64; 123-pound 1965)
 Ken Melchoir, Lock Haven State PA (115-pound 1967-68; 123-pound 1969)
 Lamoin Merkley, Central Washington (167-pound 1966-67-68)
 Mike Stanley, Adams State CO (130-pound 1966-67; 137-pound 1968)
 Roy Washington, Nebraska-Omaha (145-pound 1968-69; 150-pound 1970)

OUTSTANDING WRESTLER AWARD

1963 Dick Duffy, C.W. Post NY (157)
 1964 Fred Powell, Lock Haven PA (123)
 1965 Rick Sanders, Portland State OR (115)
 1966 Jerry Swope, Lock Haven PA (177)
 1967 Lamoin Merkley, Central Washington (167)
 Rollin Schimmel, Eastern Oregon (160)
 1968 Lamoin Merkley, Central Washington (167)
 1969 Ken Melchoir, Lock Haven St. PA (123)
 1970 Roy Washington, Nebraska-Omaha (150)
 1971 Mel Washington, Nebraska-Omaha (177)
 1972 Charles Jean, Adams State CO (177)
 1973 Ken Monroe, Wayne State NE (167)
 1974 Kit Shaw, Central Washington (142)
 1975 Lanny Davidson, Eastern Washington (177)
 1976 Glenn Guerin, Taylor IN (126)
 1977 Mike Reed, Eastern Washington (158)
 1978 Fred Townsend, Wisconsin-Whitewater (126)
 1979 Bill DePaoli, California PA (118)
 1980 Ron Essink, Grand Valley MI(Unlimited)
 Dan Morrison, Messiah PA (158)
 1981 Todd Osborn, Central State OK (126)
 1982 Ronnie James, Central State OK (142)

COACHES OF THE YEAR

1963 Russell Houk, Bloomsburg PA
 1964 Bill Garland, Moorhead State MN
 1965 Russell Houk, Bloomsburg PA
 1966 Gray Simons, Lock Haven PA
 1967 Gray Simons, Lock Haven PA
 1968 Frank Powell, Adams State CO
 1969 Don Benning, Nebraska-Omaha
 1970 Frank McCann, Winona State MN
 1971 Eric Beardsley, Central Washington
 1972 Gene Moses, Adams State CO
 1973 Vern Tate, Huron SD
 1974 Eric Beardsley, Central Washington
 1975 John Grygelko, Augsburg MN
 1976 Curt Byrnes, Eastern Washington
 1977 Jim Scott, Grand Valley MI
 1978 Bob Riehm, Southern Oregon
 1979 Eddie Griffin, Central State OK
 1980 Richard Ulrich, Adams State CO
 1981 Eddie Griffin, Central State OK
 1982 Eddie Griffin, Central State OK

ALL-TIME INDIVIDUAL CHAMPIONS

1958

115 Jack Thamert, Mankato State MN
 123 Dale Tessler, Northern Illinois
 130 Jerry Lane, Iowa Teachers
 137 John Vovos, Iowa Teachers
 147 Jack Anderson, Mankato State MN
 157 Dick Heaton, Iowa Teachers
 167 Dick Anderson, St. Cloud State MN
 177 Al Blansham, Mankato State MN
 190 Roy Minter, Mankato State MN
 Hwt Dick Kubes, Mankato State MN

1959

115 Gray Simons, Lock Haven State PA
 123 Maynard Nelson, Mankato State MN
 130 Jim Bledsoe, Southern Illinois
 137 John Rollins, Central Michigan
 147 Ralph Clark, Lock Haven State PA
 157 Herman Ayres, Southern Illinois
 167 Lowell Glynn, Mankato State MN
 177 Wally Hess, Illinois State
 190 Marion Rushing, Southern Illinois
 Hwt Jerry Wedemeier, Winona State MN

1960

115 Gray Simons, Lock Haven State PA
 123 Jim Bledsoe, Southern Illinois
 130 Dale Sullivan, Bloomsburg State PA
 137 Harry Romig, Lycoming PA
 147 Ralph Clark, Lock Haven State PA
 157 Bob Rohn, Bloomsburg State PA
 167 John Kreamer, Lock Haven State PA
 177 Dick Antinnes, Wilkes PA
 190 Ken Moore, Southern Illinois
 Hwt Houston Antwine, Southern Illinois

1961

115 Gray Simons, Lock Haven State PA
 123 Earl Stottler, Moorhead State MN
 130 Charles Walizer, Lock Haven State PA
 137 John Rollins, Central Michigan
 147 Monte Sinner, St. Cloud State
 157 Gene Dixon, Bloomsburg State PA
 167 Ray Guzak, Northern Illinois
 177 Roy Conrad, Northern Illinois
 190 Bill Carson, Bloomsburg State PA
 Hwt Jerry Wedemeier, Winona State MN

1962

115 Gray Simons, Lock Haven State PA
 123 Arthur Maughan, Moorhead State
 130 Robert Douglas, West Liberty WV
 137 John Day, Lock Haven State PA
 147 William Guttermuth, Lycoming PA
 157 Walter Kottmeyer, Millersville PA
 167 Robert Hall, Bloomsburg State PA
 177 Jim Gardner, Eastern Illinois
 190 Bill Carson, Bloomsburg State PA
 Hwt Jerry Wedemeier, Winona State MN

1963

115 James Hazewinkel St. Cloud State MN
 123 Robert Maughan, Moorhead State MN
 130 Charles Walizer, Lock Haven State PA
 137 Dick Scorese, Bloomsburg State PA
 147 Grant Nelson, St. Cloud State MN
 157 Dick Duffy, C.W. Post NY
 167 George Crenshaw, Nebraska-Omaha
 177 Jerry Swope, Lock Haven State PA
 190 Gary Smith, St. Cloud State PA
 Hwt Bill Carson, Bloomsburg State PA

1964

115 James Hazewinkel, St. Cloud State MN
 123 Fred Powell, Lock Haven State PA
 130 James Drietzler, Moorhead State MN
 137 Dean Buchmeier, Dickinson State ND
 147 Adam Waltz, Lock Haven State PA
 157 Floyd Marshall, Findlay OH
 167 Frank Mozier, Moorhead State MN
 177 Jerry Swope, Lock Haven State PA
 190 Gary Smith, St. Cloud State MN
 Hwt Bob Billberg, Moorhead State MN

1965

115 Rick Sanders, Portland State OR
 123 James Hazewinkel, St. Cloud State MN
 130 James Rolley, Bloomsburg State PA
 137 Tony Gusic, Waynesburg PA
 147 Bill Blacksmith, Lock Haven State PA
 157 Frank Eisenhower, Lock Haven State PA
 167 Mike Zrimm, Waynesburg PA
 177 Jerry Swope, Lock Haven State PA
 190 Don Neece, Eastern Illinois
 Hwt Harold Weight, Lewis & Clark OR

1966

115 Darl Weaver, Westmar IA
 123 Bob Guzzo, East Stroudsburg PA
 130 Mike Stanley, Adams State CO
 137 Rick Stuyvesant, Moorhead State MN
 145 Dennis Warrner, Central Washington
 152 Bill Blacksmith, Lock Haven State PA
 160 Jim Blacksmith, Lock Haven State PA
 167 Lamoin Merkley, Central Washington
 177 Jerry Swope, Lock Haven State PA
 190 Alan Poser, Wisconsin-LaCrosse
 Hwt Bob Billberg, Moorhead State MN

1967

115 Ken Melchoir, Lock Haven State PA
 123 James Hazewinkel, St. Cloud State MN
 130 Mike Stanley, Adams State CO
 137 Rick Stuyvesant, Moorhead State MN
 145 Dennis Warren, Central Washington
 152 Joe Gerst, Bloomsburg State PA
 160 Rollin Schimmel, Eastern Oregon
 167 Lamoin Merkley, Central Washington
 177 Frank Mozier, Moorhead State MN
 190 Mike Rybak, St. Cloud State MN
 Hwt Dom Corollo, Adams State CO

1968

115 Ken Melchoir, Lock Haven State PA
 123 Cullen Carey, Wisconsin-Platteville
 130 Doug Neuharth, Northern State SD
 137 Mike Stanley, Adams State CO
 145 Roy Washington, Nebraska-Omaha
 152 Larry Michelson, Wayne State NE
 160 Wendell Hakanson, Nebraska-Omaha
 167 Lamoin Merkley, Central Washington
 Glen Engle, Adams State CO
 190 Nick Carolla, Adams State CO
 Hwt Wade Winters, Westmar IA

1969

115 Curlee Alexander, Nebraska-Omaha
 123 Ken Melchoir, Lock Haven State PA
 130 Ed Jackson, North Central IL
 137 Ron Russo, Bloomsburg State PA
 145 Roy Washington, Nebraska-Omaha
 152 Leland Tresner, Fort Hays State KS
 160 Brick Woodward, Eastern Oregon
 167 Mickey Carroll, Northern Arizona
 177 Mel Washington, Nebraska-Omaha
 190 Dale Sanger, Upper Iowa
 Hwt Tom Firestack, Wayne State NE

1970

118 Don Fay, Lock Haven State PA
 126 Craig Campbell, Upper Iowa
 134 Larry Rippey, Lock Haven State PA
 142 Shurman Landers, Central Washington
 150 Roy Washington, Nebraska-Omaha
 158 Les Bressler, Clarion State PA
 167 Ken Monroe, Wayne State NE
 177 Harvey Gray, Adams State CO
 190 Bernard Hospodka, Nebraska-Omaha
 Hwt Steve Exline, Upper Iowa

1971

118 Kenichi Kanno, Central Washington
 126 Richard Ortega, U.S. International CA
 134 Craig Skeesick, Central Washington
 142 Wayne Smythe, Bloomsburg State PA
 150 Bob Dettmer, Bemidji State MN
 158 Gregzie White, Lincoln PA
 167 Tom Tomlinson, U.S. International CA
 177 Mel Washington, Nebraska-Omaha
 190 Richard Edwards, Oregon College
 Hwt Steve Exline, Upper Iowa

1972

118 Barry Casper, Northland WI
 126 Phil Gonzales, Nebraska-Omaha
 134 Gary Svendsen, St. John's MN
 142 Doug Moses, Adams State CO
 150 Pat Marcy, Augsburg MN
 158 Bob Lynch, Chadron State NE
 167 Ken Monroe, Wayne State NE
 177 Chuck Jean, Adams State CO
 190 Richard Edwards, Oregon College
 Hwt Gary Kipfmiller, Nebraska-Omaha

1973

118 James Steiger, U.S. International CA
 126 Phil Gonzales, Nebraska-Omaha
 134 Ken Martin, Wisconsin-Parkside
 142 Kit Shaw, Central Washington
 150 Tom Adams, Carthage WI
 158 Jim Fallis, Lake Superior MI
 167 Ken Monroe, Wayne State NE
 177 Chuck Jean, Adams State CO
 190 Mike Allison, Adams State CO
 Hwt Tom Herr, Edinboro State PA

1974

118 Mark Magianti, Grand Valley MI
 126 Terry Henry, Central State OK
 134 Bill West, Wisconsin-Parkside
 142 Kit Shaw, Central Washington
 150 Randy Skarada, Wisconsin-Parkside
 158 Jim Fallis, Lake Superior MI
 167 Joe Waltemeyer, York PA
 177 Bill Mitchell, Central State OK
 190 Mike Allison, Adams State CO
 Hwt Lynn Crawn, William Penn IA

1975

118 Sam Fiorella, Loras IA
 126 Terry Henry, Central State OK
 134 Bill West, Wisconsin-Parkside
 142 Bob Bassuener, Wisconsin-LaCrosse
 150 Bud Frohling, Peru State NE
 158 Rick DeMarais, Wisconsin-Oshkosh
 167 Larry McCoy, Indiana PA
 177 Lanny Davidson, Eastern Washington
 190 Craig Kelso, Adams State CO
 Hwt Bob Whelan, Bemidji State MN

1976

118 Kevin Kish, Bemidji State MN
 126 Glenn Guerin, Taylor IN
 134 Joe Landers, Wisconsin-Parkside
 142 Jim Wood, Adams State CO
 150 Robert McDowell, Graceland IA
 158 Mike Reed, Eastern Washington
 167 Larry McCoy, Indiana PA
 177 Lanny Davidson, Eastern Washington
 190 Craig Kelso, Adams State Co
 Hwt Barry Bennett, Concordia MN

1977

118 Bill DePaoli, California PA
 126 Glenn Guerin, Taylor IN
 134 John Flores, Adams State CO
 142 Bill Roersma, Grand Valley MI
 150 Rick Hensel, Southern Oregon
 158 Mike Reed, Eastern Washington
 167 Marc Mongeon, Simon Fraser CAN
 177 Lanny Davidson, Eastern Washington
 190 Jamie Hasford, Grand Valley MI
 Hwt Barry Bennett, Concordia MN

1978

118 Kevin Kish, Bemidji State MN
 126 Fred Townsend, Wisconsin-Whitewater
 134 James Shutich, Grand Valley MI
 142 Rick Franklin, Pacific OR
 150 Joe Sanford, Central Washington
 158 Michael Abrams, Grand Valley MI
 167 Marc Mongeon, Simon Fraser CAN
 177 Darrell Landers, Southern Oregon
 190 Jim Blagg, Biola CA
 Hwt Herb Stanley, Adams State CO

1979

118 Bill DePaoli, California PA
 126 Scott Whirley, Augsburg MN
 134 David James, Central State OK
 142 Johnny Powell, Central State OK
 150 Dave LaMotte, West Liberty WV
 158 Bob Grune, Wisconsin-Parkside
 167 Jeff Swenson, Augsburg MN
 177 Bruce Hinkle, Fairmont State WV
 190 Tony Huck, Valley City State ND
 Hwt Herb Stanley, Adams State Co

1980

118 Rudy Glur, Huron SD
 126 Scott Ritzen, Adams State CO
 134 David James, Central State OK
 142 Genaro Zamudio, Southern Oregon
 150 James Morkel, Huron SD
 158 Dan Morrison, Messiah PA
 167 John Dwyer, Simon Fraser CAN
 177 Jeff Laube, Wisconsin-Superior
 190 Tony Huck, Valley City State ND
 Unl Ron Essink, Grand Valley MI

1981

118 Dennis Kendrick, Central State OK
 126 Todd Osborn, Central State OK
 134 Ron James, Central State OK
 142 Alan Maddox, Central State OK
 150 Jack Garrison, Western State CO
 158 Darryl Henning, Fort Hays State KS
 167 Benny Coleman, Central State OK
 177 Bill Ameen, Central State OK
 190 Jim Meyer, Wisconsin-River Falls
 Hwt Kurt Lesser, Dickinson State ND

1982

118 Bill Hogle, Central Washington
 126 Scott Ritzen, Adams State CO
 134 Brent Lofstedt, Southern Oregon
 142 Ronnie James, Central State OK
 150 Paul Frandsen, Wisconsin-River Falls
 158 Charles Ekey, Fort Hays State KS
 167 Shane Palmer, Adams State CO
 177 Bill Ameen, Central State OK
 190 Darrell Yohn, Adams State CO
 Hwt Ed Ritt, Pacific OR

HALL OF FAME

GENERAL CONTRIBUTORS - MERITORIOUS SERVICE

(Awarded to those making significant contributions to NATA college athletics in a general field, not restricted to one sport).

1952

Lee Prather, Northwestern Louisiana State

1955

C. E. McBride, Kansas City STAR
Frank Casey, Simpson IA

1956

Ernest Mehl, Kansas City STAR

1957

Dr. Harry Scott, Columbia University NY

1958

*Paul H. Helms, Sr., Los Angeles CA
W. L. Zorn, Wisconsin-Eau Claire

1961

A. O. Duer, NATA Executive Secretary

1962

Dr. John D. Lawther, Westminster PA
Dr. Roswell D. Merrick, Springfield MA

1963

Frank Cramer, Cramer Chemical Company
Charles Cramer, Cramer Chemical Company

1966

Al Garten, Eastern New Mexico

1967

Dr. Francis Hoover, Appalachian State NC

1969

William R. (Bill) Schroeder, Helms Athletic
Foundation

1970

Dr. Jack Bell, East Texas State
Perry Mitchell, Central Washington State

1971

Dr. M. C. Cunningham, Fort Hays State KS

1973

Dr. Jesse Hawthorne, East Texas State
Dr. D. L. Ligon, Midwestern University TX

1974

George W. Hine, Jr., Howard Payne TX

1975

Ernest Anderson, Augsburg MN
Dr. Herbert Hearsey, Western Washington
Dr. Eldon Graber, Bluffton OH

1976

John Strahl, Greenville IL
Wilmont Toalson, Fort Hays State KS

1977

Dr. Robert Mason, Austin TX

1979

Fred Nuesch, Texas A&I
Dr. Robert Livingston, Oregon College of Education
A. B. Morris, Abilene Christian TX
W. E. Osmon, Valley City ND

1980

Larry Smith, Arkansas-Monticello
John Erickson, FCA
A. L. Hook, Elon NC
Eugene Harvey, Grambling LA

1981

Donald Renninger, Findlay College OH

1982

Albert Bettina, Eastern New Mexico
John Chellman, Indiana PA
Jack Cramer, Cramer Chemical Company

NATA BASEBALL HALL OF FAME

ATHLETES

1960 Lloyd Waner, East Central OK
Paul Waner, East Central OK
1961 George Altman, Tennessee State
James "Pim" Goff, Illinois State
1962 Norm Cash, Sul Ross State TX
Danny Litwhiler, Bloomsburg State PA
1963 Chuck Hiller, St. Thomas MN
Jerry Lumpe, Southwest Missouri
Norm Siebern, Southwest Missouri
1964 Jimmy Gleeson, Rockhurst MO
1965 Pete Ward, Lewis & Clark OR
Ray Washburn, Whitworth WA
1966 Donn Clendenon, Morehouse GA
1967 Wayne Causey, Northeastern Louisiana
1968 Ernie Shore, Guilford NC
1969 Jim Northrup, Alma MI
1970 Clyde Wright, Carson-Newman TN
1971 Wes Parker, Claremont-Mudd CA
1972 Martin Pattin, Eastern Illinois
Ed Spiezio, Lewis IL
1974 Paul Splittorff, Morningside IA
1976 Elwin "Preacher" Roe, Harding AR

*Denotes award presented posthumously

COACHES

1960 Sigurd Reque, Luther IA
Rankin Williams, Southwestern Oklahoma
1961 Roy Helser, Linfield OR
1962 A. C. Burcky, Bluffton OH
1963 Sam B. "Frosty" Holt, Carson-Newman TN
Marion McDonald, Washburn KS
1964 R. W. E. Jones, Grambling IA
Max Molock, St. Mary's MN
1965 Virgil Yelkin, Nebraska-Omaha
1967 Robert Lee, Southern U.-Baton Rouge LA
1968 J. I. Clements, Jr., Georgia Southern
1969 Al Meyer, Mayville State ND
1970 Ed Chissus, Eastern Washington
1972 Elmer Kosub, St. Mary's TX
1974 Dr. Dave Brazell, Grand Canyon AZ
Gordon Gillespie, Lewis IL
1975 Dr. Joe Record, Phillips OK
1976 Dr. Bill Acre, Claremont-Mudd CA
1980 Charles Bafaro, Pacific OR
Clifford Papik, Black Hills State SD
1982 Stuart Maynard, Guilford NC

MERITORIOUS SERVICE

1966	C. C. Johnson Spink, THE SPORTING NEWS, St. Louis MO	1971	Don Protexter, Morningside IA
1967	Dave Bristol, Western Carolina NC	1973	Bobby Winkles, Illinois Wesleyan
1969	John Lewis, Willamette OR	1977	John Waldron, St. Joseph, MO
1970	Paul Merkel, Whitworth WA	1978	Dr. Bob Smith, Greenville IL

NATA BASKETBALL HALL OF FAME

ATHLETES

1952	Wesley Bennett, Westminster PA	1964	John Barnhill, Tennessee A&I
	Price Brookfield, West Texas State		Maurice Stokes, St. Francis PA
	Nick Buzolich, Pepperdine CA		George Swyers, West Virginia Tech
	Bart Carlton, East Central Oklahoma	1965	Chuck Stickles, Hastings NE
	Forrest DeBernardi, Westminster MO		Harold Wolfe, Findlay OH
	Joe Fulks, Murray State KY	1966	Jerry Anderson, Southwest Missouri
	George Gardner, Southwestern KS		Earl Lloyd, West Virginia State
	Irvin Leifer, Eastern Washington	1967	George King, Morris Harvey WV
	Earl Mueller, Colorado College		William "Matty" Matteson, S. F. Austin TX
	*Milton Phelps, San Diego State CA		E. C. O'Neal, Arkansas Tech
1954	Jack McCracken, Northwest Missouri	1968	Zelmo Beaty, Prairie View A&M TX
	Ernest John Schmidt, Kansas State-Pittsburg		Bill Reigel, McNeese State IA
1955	Clemens Rzewszewski, Indiana State	1969	Donovan Horn, Arkansas Tech
	Gene Stotlar, Southern Illinois		Bennie Purcell, Murray State KY
1956	Vern Mikkelsen, Hamline MN		RaeFord Welis, Lenoir Rhyne NC
	John Norlander, Hamline MN	1970	Bob Hopkins, Pasadena CA
	Lloyd Tucker, Southwestern KS		Willis Reed, Grambling LA
1957	Harry Gallatin, Northeast Missouri	1971	Richard "Babe" Tysseling, Central IA
	J. T. Hamilton, Kansas State-Pittsburg	1972	Roger Iverson, Pacific Lutheran WA
1958	Ron Bontemps, Beloit WI		Earl Keth, Central Missouri
	Belus Smawley, Appalachian State NC		James Miller, East Texas State
	Scott Steagall, Millikin IL	1973	Charles Hardnett, Grambling LA
	C. F. Thomas, Northwestern Louisiana		Harold James, Marshall WV
1959	Thermon Blackledge, Delta State MS		Bob Love, Southern U.-Baton Rouge LA
	Roger Kuss, Wisconsin-River Falls		Johnny Orr, Beloit WI
	Mel Waits, Tarkio MO		Andy Tonkovich, Marshall WV
1960	Tommy Guerrera, Santa Barbara CA		Cecil Tuttle, Georgetown KY
	Hal Haskins, Hamline MN	1974	Claudell Overton, East Central OK
	Omar Meeker, Peru State NE		Ralph Telken, Rockhurst MO
1961	Tom Katsimpalis, Eastern Illinois	1975	Bob Kauffman, Guilford NC
	Carl Larson, Bethany KS		Grady Lewis, Southwestern Oklahoma
1962	Sam Jones, North Carolina College		Earl Monroe, Winston-Salem NC
	Jim Spivey, Southeastern Oklahoma	1976	Lucious "Luke" Jackson, Pan American TX
1963	Bob Hopkins, Grambling LA	1977	Leon Clements, Ouachita Baptist AR
	Jerry Shipp, Southeastern Oklahoma		Rudy Davalos, Southwest Texas State
	Larry Staverman, Villa Modonna KY	1978	Charles Paulk, Northeastern Oklahoma
		1981	Eugene Littles, High Point College NC
		1982	Darryl Jones, St. Benedict's KS

COACHES

1952	Ray Hanson, Western Illinois	1965	Sam Hindsman, Arkansas Tech
	Cam Henderson, Marshall WV		J. B. Scearce, Georgia Southern
	Joe Hutton, Hamline MN	1966	Cade Suran, Fort Hays State KS
	Eugene Kimbrell, Westminster MO	1967	Jack Horenberger, Illinois Wesleyan
1954	W. A. "Gus" Miller, West Texas State	1968	C. E. Gaines, Winston-Salem NC
1955	Grover Washabaugh, Westminster PA		John Lance, Kansas State-Pittsburg
1956	W. C. Herington, Culver-Stockton MO	1969	Ralph Nolan, St. Benedict's KS
	W. W. Moneypeny, Southwestern KS		C. G. "Buzz" Ridl, Westminster PA
1957	Paul Gross, Fort Hays State KS	1970	Clifford J. Aultman, Geneva PA
	J. C. Reinhardt, Southwestern Louisiana		Angus Nicoson, Indiana Central
	R. H. Shelton, S. F. Austin TX	1971	Don Odle, Taylor IN
1958	W. W. Anderson, Occidental CA		Dennis Vinzant, Midwestern State TX
	Glenn "Abe" Martin, Southern Illinois	1972	Marv Harshman, Pacific Lutheran WA
	Edward J. Hickox, Springfield MA	1973	William Straugh, Western Montana
	Hamlet Peterson, Luther IA	1975	Gene Alexander, Wofford SC
1959	*Edward H. Adams, Texas Southern	1976	William Lucas, Central State OH
	Bloomer Sullivan, Southeastern Oklahoma	1977	Jim Gudger, East Texas State
	C. Virgil Yow, High Point NC	1978	Bob Bass, Oklahoma Baptist
1960	John Longfellow, Indiana State	1979	Bill Vining, Ouachita Baptist AR
1961	Aubrey R. Bonham, Whittier CA	1980	William Healey, Eastern Illinois
1962	John B. McLendon, Tennessee A&I	1981	Cliff Hamlow, Azusa Pacific CA
	Arthur A. Schabinger, College of Emporia KS		Thomas Feeley, St. Thomas MN
1963	Milton Jowers, Southwest Texas		W. C. "Red" Myers, Erskine SC
	Leroy "Stix" Morley, Western Illinois		James Houdeshell, Findlay OH
1964	Floyd McBride, East Central Oklahoma	1982	Harry Hugh Simmons, Southern Colorado
	Leo Nicholson, Central Washington		

*Denotes award presented posthumously

MERITORIOUS SERVICE

- | | |
|--|--|
| 1952 *Emil S. Liston, Baker University KS
(Founder of the NAIB-NAIA)
*Dr. James Naismith
(Founder of the game of Basketball) | 1964 Dr. Joseph Bartel, West Liberty State WV
Waldo Tippin, Clarion State PA |
| 1955 Chuck Taylor, Converse Rubber Company | 1966 Ray Han, Bethany KS |
| 1956 Stuart N. Clark, New Mexico Highlands
Ashel Cunningham, Redlands CA
Robert Hillyard, Hillyard Chemical Company
Walter Hillyard, Hillyard Chemical Company
Ernest C. Quigley, Lawrence, KS | 1967 Bill Mokray, Boston Celtics
Fr. Paul Smith, Rockhurst MO
1968 Rex Pyles, Alderson-Broadbudd WV
1971 A. W. Buckingham, Morningside IA
Wallace "Wallie" Lord, Converse Rubber Co. |
| 1958 Harrison J. Kaiser, Central Connecticut | 1973 Al Troxel, Kansas City, MO |
| 1959 A. D. Dickson, Delta State MS
Albert L. Weiser, Drury MO | 1981 Boyle's Corned Beef, Kansas City, MO
Business Men's Assurance, Kansas City, MO
Cock and Bull Restaurant, Kansas City, MO
Kansas City Cold Storage, Kansas City, MO
Lewellen & Lewellen Advertising, Leawood, KS
Overland Park South Standard, KS |
| 1960 Dr. David Faust, Catawba NC
E. D. "Gus" Fish, Emporia Kansas State | |
| 1961 Newton P. Kyle, Tarkio MO
Warren Womble, Southeastern Oklahoma | |

NAIA BOWLING HALL OF FAMEATHLETES

- 1977 Charles Burt, Harding AR
Jack Connaughton, Wisconsin-LaCrosse

MERITORIOUS SERVICE

- 1977 Gordon Teigen, Wisconsin-LaCrosse

NAIA FOOTBALL HALL OF FAMEATHLETES

- | | |
|--|--|
| 1956 Dale Burnett, Emporia Kansas State
Tony Glazine, Illinois Wesleyan
George Musso, Millikin IL
Mike Reed, Louisiana Tech | 1963 Ken Gray, Howard Payne TX
Cal Hubbard, Geneva PA
J. D. Smith, North Carolina A&T |
| 1957 Joe Arenas, Omaha NE
Cliff Battles, West Virginia Wesleyan
Tony Canadeo, Gonzaga WA
Bill Cross, West Texas State
*Wilbur Henry, Washington & Jefferson PA
Walter Kiesling, St. Thomas MN
Jack McIntire, Peru State NE
Steve Owen, Phillips OK
Andy Robustelli, Arnold CT
Dan Towler, Washington & Jefferson PA | 1964 Michael Scarry, Waynesburg PA
Albert Spurlock, Lenoir Rhyne NC
Lionel Taylor, New Mexico Highlands
1965 Glenn "Slim" Campbell, Emporia Kansas State
I. R. "Ike" Martin, William Jewell MO
David "Dode" Phillips, Erskine SC
1966 Warren Harris, Missouri Valley
*James Holder, Panhandle State OK
R. C. Owens, College of Idaho
1967 Carol Heier, Huron SD
Eddie Meador, Arkansas Tech
Paul "Tank" Younger, Grambling LA |
| 1958 Tom Dorney, St. Benedict's KS
Harlon Hill, Florence State AL
Alex Sandusky, Clarion State PA
Leo Sanford, Louisiana Tech | 1968 Junious "Buck" Buchanan, Grambling LA
Edward McGlone, Colorado Mines
1969 Elbert Dubenion, Bluffton OH
Willie Davis, Grambling LA
Jackie Smith, Northwestern State LA |
| 1959 *Raymond "Nig" Borleske, Whitman WA
Norbert Hecker, Baldwin-Wallace OH
Clarence Stassavich, Lenoir Rhyne NC | 1971 Dr. Fritz Ehren, College of the Ozarks AR
Charles "Bo" Miller, Austin TX
1972 Calvin Dunn, Missouri Valley
Major Norm Jarock, St. Norbert WI
1973 Eldon Danenhauer, Kansas State-Pittsburg
1977 Bruce Cerone, Emporia Kansas State
1978 Al Conway, William Jewell MO
Cliff Harris, Ouachita Baptist AR |
| 1960 Lloyd Madden, Colorado Mines
Kenneth "Moco" Mercer, Simpson IA
John E. Tucker, Arkansas Tech | 1979 Howard Mudd, Hillsdale MI
1980 Richard McGeorge, Elon NC |
| 1961 Jack Kemp, Occidental CA
Virgil "Joe" Lindahl, Wayne State NE
Robert "Bobby" Morrow, Illinois Wesleyan | |
| 1962 Roosevelt Brown, Morgan State MD
Jimmy Carr, Morris Harvey WV
Marv Tommervik, Pacific Lutheran WA | |

COACHES

- | | |
|--|---|
| 1956 Dr. John Dorman, Upper Iowa
Harry Turpin, Northwestern State LA
A. G. Wheeler, Peru State NE | 1963 Carnie Smith, Kansas State-Pittsburg
1964 J. J. "Jake" Christiansen, Concordia MN
1965 Billy Nicks, Prairie View A&M TX
Clark Swisher, Northern State SD |
| 1957 Ivan Grove, Hendrix AR
Clyde Lamb, Ohio Northern
John Neinrich, Puget Sound WA
Wallace Newman, Whittier CA
C. A. "Jack" West, North Dakota University | 1966 Eddie Robinson, Grambling LA
1967 Dr. Harold Burry, Westminster PA
Dr. Norris Patterson, William Jewell MO
1968 Allen Zikmund, Kearney State NE
1969 By Morgan, Findlay OH
1971 Dr. Lloyd Hollingsworth, Gustavus Adolphus MN
Gil Steinke, Texas A&I |
| 1958 Clarence "Al" Clingenpeel, Central State OH
*Ralph R. Jones, Lake Forest IL
A. W. Mumford, Southern U.-Baton Rouge LA | 1973 Stewart "Red" Faught, Franklin IN
Richard L. Peters, Ottawa KA
1974 Americo "Mertz" Mortorelli, Wisconsin-Superior
1975 Frank "Muddy" Waters, Saginaw Valley MI
1980 Rollie Greeno, Jamestown ND
Roland Ortmayer, LaVerne CA |
| 1959 Joseph Aillet, Louisiana Tech
Volney Ashford, Missouri Valley
Dale Hamilton, Central Oklahoma | 1981 Otis Delaporte, Southwestern State OK |
| 1960 Alonzo "Jake" Gaither, Florida A&M | |
| 1961 Harry R. Jefferson, Hampton Institute VA | |
| 1962 Jess Dow, Southern Connecticut
Fred Long, Wiley TX | |

*Denotes award presented posthumously

MERITORIOUS SERVICE

- | | | | |
|------|---|------|---|
| 1956 | Dr. Charles P. Lantz, Eastern Illinois | 1961 | W. C. "Brady" Cowell, Stetson FL |
| 1957 | Walter Johnson, Presbyterian SC | | Charles F. Lappensbusch, Western Washington |
| | *Henry Kean, Tennessee A&I State | | Ray E. Watts, Baldwin-Wallace OH |
| | Harold Ratliff, Associated Press-Dallas | 1963 | John Knight, Bethany WV |
| | Fred Young, Bloomington IL Pantagraph | | Ralph McKinzie, Northern Illinois |
| 1958 | Moray Eby, Coe IA | 1964 | George Miller, Indiana PA |
| | John Wesley Rollins, East Texas State | 1965 | Ross Armstrong, Chadron State NE |
| 1959 | R. E. "Dad" Bowles, William Jewell MO | 1966 | Rt. Rev. Raymond Hunthausen, Carroll MT |
| | Howard Hancock, Illinois State | 1967 | Dr. Aigie I. Newlin, Guilford NC |
| | Alfred Nash Higgins, Tampa FL | | P. E. "Pete" Shotwell, McMurry TX |
| 1960 | B. T. Harvey, Alabama State | 1969 | Paul Durham, Linfield OR |
| | Jules V. Sikes, East Texas State | 1971 | John Duke Wells, Henderson State AR |

NAIA GOLF HALL OF FAME

ATHLETES

- 1966 Don January, North Texas State
1970 Steve Spray, Eastern New Mexico
1977 Kenneth Hyland, Jr., Malone OH
1981 Roger Watson, High Point NC
1982 Dr. Gil Morgan, East Central OK

COACH

- 1970 O. D. Bounds, Texas Wesleyan

NAIA GYMNASTICS HALL OF FAME

ATHLETES

- 1980 Richard Lloyd, Northwestern Louisiana

COACHES

- 1969 Richard Clow, Western Illinois
1978 Ed McNeil, Fort Hays State KS
1982 Tom Hanvey, David Lipscomb TN

MERITORIOUS SERVICE

- 1980 Fred Martinez, Northwestern Louisiana

NAIA ICE HOCKEY HALL OF FAME

ATHLETES

- | | | | |
|------|--|------|----------------------------------|
| 1975 | Charles Linnerooth, Gustavus Adolphus MN | 1977 | Charles Brown, Bemidji State MN |
| 1976 | James Booth, Lake Superior State MI | | Biane Constock, Bemidji State MN |
| | Terry Burns, Bemidji State MN | | Barry Dillon, Bemidji State MN |
| | Bryan Grand, Bemidji State MN | | |

NAIA SOCCER HALL OF FAME

ATHLETES

- 1973 Michael Frank Villa, Quincy IL
1977 Steve Gay, Westmont CA
1979 Edmundo Camacho, Quincy IL
Alan Harte, Quincy IL

MERITORIOUS SERVICE

- 1965 James Egli, Slippery Rock State PA
1970 Fran Tripp, Southeastern Massachusetts
1974 Frank Longo, Quincy IL
1979 Nicholas Lefko, Pfeiffer NC
1981 Dr. Ed Norman, Biola CA

COACH

- 1977 Charles Matlack, Earlham IN

NAIA SWIMMING HALL OF FAME

ATHLETES

- 1971 Richard Blick, North Central IL
1977 Henry DeWitt, California Tech
Ken Tillman, Monmouth NJ
1978 Peter Harrower, Simon Fraser CAN
1980 Dan Furlan, Eastern Illinois
Craig Phillips, Southern Oregon
1982 Gary MacDonald, Simon Fraser CAN
John Van Buuren, Simon Fraser CAN

COACH

- 1979 Dr. Robert Courtway, Hendrix AR
1982 Paul Savage, Simon Fraser CAN

MERITORIOUS SERVICE

- 1965 Harold Henning, North Central IL
1973 Joe Murphy, Kansas State-Pittsburg
1981 John Martin, Winona State MN

ATHLETES

- 1975 Douglas Verdieck, Redlands CA

MERITORIOUS SERVICE

- 1972 Rex Darling, Eastern Illinois
James Jones, Appalachian State NC
1978 Bob Blume, Anderson IN
1980 Marvin Richmond, Mission KS

COACHES

- 1972 Clarence Dyer, Southeastern Oklahoma
Jim Verdieck, Redlands CA

NAIA TRACK AND FIELD HALL OF FAME

ATHLETES

- | | | | |
|------|--------------------------------------|------|--|
| 1954 | Harrison Dillard, Baldwin-Wallace OH | 1955 | Blaine Rideout, North Texas State |
| | Gilbert Dodds, Ashland OH | | Wayne Rideout, North Texas State |
| | Mozelle Ellerbe, Tuskegee AL | | Cornelius Warmerdam, Fresno Pacific CA |
| | John Kuck, Emporia State KS | 1956 | Adam Berry, Southern U.-Baton Rouge LA |
| | Walter Marty, Fresno Pacific CA | 1957 | Sam Allen, Oklahoma Baptist |
| | Elroy Robinson, Fresno Pacific CA | | Elmore Harris, Morgan State MD |
| | Archie San Romani, Emporia State KS | | Darrell Jones, Ball State IN |
| | F. Morgan Taylor, Grinnell IA | | Bob Smith, Occidental CA |
| | Aiton Terry, Hardin-Simmons TX | 1958 | Harold Cagle, Oklahoma Baptist |
| | Willie Steele, San Diego State CA | | James A. Johnson, Illinois State |

*Denotes award presented posthumously

ATHLETES (Cont'd)

1959	Robert McMillen, Occidental CA	1973	Van Nelson, St. Cloud State MN
	Palmer Retzlaff, South Dakota State	1974	Raymond Alf, Doane NE
1960	Charles Holding, East Texas State		John Hartfield, Texas Southern
	John W. Morriss, Southwestern Louisiana	1975	Cliff Clark, Harding AR
1961	Lee Calhoun, North Carolina College		John Craft, Eastern Illinois
	*Bob Gutowski, Occidental CA		Al Feuerbach, Emporia State KS
1962	Bobby Morrow, Abilene Christian TX	1976	Jeff Bennett, Oklahoma Christian
1963	John Fromm, Pacific Lutheran WA		Jim Crawford, Harding AR
	Billy Tidwell, Emporia State KS		Robert Hauver, Kearney State NE
1964	Wallace Dinsmore, Tarkio MO	1977	Willie Davenport, Southern U.-Baton Rouge LA
	Elias Gilbert, Winston-Salem State NC		Bruce Jenner, Graceland IA
1965	Theodius Bush, Texas Southern		Fred Newhouse, Prairie View A&M TX
1966	Robert Denson, Washburn KS	1978	Felix Johnson, Prairie View A&M TX
1967	Ralph Boston, Tennessee A&I State		Rodney Milburn, Southern U.-Baton Rouge LA
1968	John Pennel, Northeast Louisiana State	1979	Rickey Parris, McMurry TX
1969	Charlie Frazier, Texas Southern	1980	Jim Neugent, Oklahoma Christian
1970	Roger Sayers, Nebraska-Omaha	1981	Lucian Rosa, Wisconsin-Parkside
1971	John Camien, Emporia State KS		Bob Maplestone, Eastern Washington
1972	Bill Miller, McMurry TX	1982	Rex Maddaford, Eastern New Mexico
			Mike Boit, Eastern New Mexico

COACHES

1954	Harry A. Coates, Seton Hall NJ	1961	Carl Appell, Northern Illinois
	J. Flint Hanner, Fresno State CA	1962	Lyle Bennett, Central Michigan
	Joseph Pipal, Occidental CA		Ernie Gorr, Omaha NE
	J. H. "Cap" Shelton, Howard Payne TX	1963	Jim Emmerich, South Dakota State
	Oscar W. Strahan, Southwest Texas State		Alex Francis, Fort Hays State KS
	Garfield "Doc" Weede, Kansas State-Pittsburg	1964	Richard Godlove, Washburn KS
	Fran Welch, Emporia State KS	1966	Eldon Fix, Lewis & Clark OR
1955	Oliver Jackson, Abilene Christian TX	1967	Payton Jordan, Occidental CA
1956	C. E. Peterson, San Diego State CA	1968	George Marshall, Eastern Michigan
	Charles E. Sportsman, San Diego State CA	1969	L. D. Weldon, Graceland IA
1957	Joseph Cogdal, Illinois State	1970	Ray Vaughn, Oklahoma Christian
	Eddie Hurt, Morgan State MD	1971	Dr. LeRoy T. Walker, North Carolina Central
1958	Victor Hurt, Oklahoma Baptist	1973	Ted Runner, Redlands CA
	Carl I. Youngworth, Yankton SD	1974	Stan Wright, Texas Southern
1959	Dr. Harold B. Goddell, South Dakota Mines	1976	Hoover Wright, Prairie View A&M TX
1960	Charles Foster, Kearney State NE	1977	George Henry, Southern Arkansas
	C. William Martin, Whitman WA	1978	Dr. Joe Vigil, Adams State CO
		1982	Jim Mack Sawyer, Henderson State AR
1957	Sam Carver, Western Washington State	1966	Bert Nelson, <u>Track & Field News</u> (CA)
1963	Les Belding, North Central IL	1968	Wally Diehl, Sioux Falls, SD
	A. L. "Al" Cassell, Jamestown ND	1971	Donald K. Briggs, Kearney State NE
1964	James Fox, Western New Mexico	1972	James Dutcher, Doane NE (Billings, MT)
1965	Dr. Maynard "Pat" O'Brien, Eastern Illinois	1977	William Freeman, Harry Gill Company

NATA WRESTLING HALL OF FAME

ATHLETES

1972	Jerry Wedemeier, Winona State MN	1979	Steve Exline, Upper Iowa
1975	James Hazewinkel, St. Cloud State MN	1980	Mel Washington, Nebraska-Omaha
	Gray Simons, Lock Haven State PA		William Garson, Bloomsburg State PA
	Jerry Swope, Lock Haven State PA		Jim Fallis, Lake Superior State MI
1976	Dominic Carolla, Adams State CO		William West, Wisconsin-Parkside
	Arthur Maughan, Moorhead State MN		Kenneth Melchoir, Lock Haven State PA
	Lamoin Merkley, Central Washington State		Roy Washington, Nebraska-Omaha
1977	Bill Blacksmith, Lock Haven State PA	1981	Ken Martin, Wisconsin-Parkside
	Mike Stanley, Adams State CO		Bill Mitchell, Central State OK
1978	Dave Hazewinkel, St. Cloud State MN		Gary Smith, St. Cloud MN
	Ken Monroe, Wayne State NE		Dennis Warren, Central Washington
	John Peterson, Wisconsin-Stout	1982	Lanny Davidson, Eastern Washington

COACHES


1963	Hubert Jack, Lock Haven State PA
1970	Raymond "Bucky" Murdock, Waynesburg PA
1975	Chester A. Anderson, Bemidji State MN
	Erling Odegaard, Eastern Oregon
1977	Russ Houk, Bloomsburg State PA
	Tony Schavone, Black Hills State SD
1979	Byron James, Wisconsin-River Falls
1980	Rometo "Rummy" Macias, Mankato State MN
1981	Eric Beardsley, Central Washington

*Denotes award presented posthumously

MERITORIOUS SERVICE

1978	Manuel Gorriarian, Hook-Fast Specialties
1980	Bob Jones, Winona State MN

**SPECIAL AWARDS AND
PAST PRESIDENTS**



ADA-SCHOLARSHIP AWARD

The NAIA Athletic Directors Association provides the "NAIA-ADA SCHOLARSHIP AWARD" which is presented annually to an NAIA member institution male or female student who has declared his-her intention to pursue graduate study in Athletic (Sport) Administration. The recipient receives the award through the graduate institution of his-her choice. The monetary award is applied toward the payment of the recipients educational expenses. A NAIA Certificate of Recognition is also presented to the winner.

1978 Bruce Wuenker, Findlay College OH	1981 Doug Hutchinson, Wayne State NE
1980 Dean Van Order, Wisconsin-Stevens Point	1982 Gordon J. Theisen, Siena Heights MI

FRANK CRAMER AWARD

Presented annually to a person who has done the most for the NAIA Basketball Tournament over a considerable number of years. Inaugurated by Frank Cramer, Cramer Chemical Company, Gardner, Kansas, in 1963.

1963 George Goldman, Kansas City, MO	1974 Vic Swyden, Kansas City, MO
1964 Frank Hesselroth, Kansas City, MO	1975 Ernie Wilson, Kansas City, MO
1965 Al Troxel, Kansas City, MO	Bill Hardy, Kansas City, MO
1966 Horace Mais, Kansas City, MO	1976 Dr. Norris Patterson, Liberty, MO
1967 Les Milgram, Kansas City, MO	1977 Jim McQueeny, Kansas City, MO
1968 Ernest Mehl, Kansas City, MO	1978 Bob Boyle, Kansas City, MO
1969 Charles Stevenson, Kansas City, MO	Armin Brumbaugh, Kansas City, MO
1970 Joe Fagan, Kansas City, MO	1979 Louis Loschke, Kansas City, MO
1971 Walter C. Packwood, Kansas City, MO	1980 John McDermott, Kansas City, MO
1972 Bill Grigsby, Kansas City, MO	1981 Alex George, Kansas City, MO
1973 Bruce Rice, Kansas City, MO	1982 Nick Jouras, Kansas City, MO

A. O. DUER SCHOLARSHIP AWARD

The A. O. Duer Scholarship Award, presented annually to a varsity junior athlete who has excelled in scholarship, consists of a \$300 scholarship to be used by the recipient during his senior year and a specially designed silver bowl. All athletes from NAIA member institutions who maintain a 3.5 grade point average are eligible for consideration.

1967 John Paul Steffani, Ohio Northern	1975 James B. Cleland, Eastern PA
1968 James Picks, High Point NC	1976 Mike Leffel, Point Loma CA
1969 Charles Rowell, Erskine SC	1977 Rick Klug, Midland Lutheran NE
1970 Roy Lee Eoff, Arkansas Tech	1978 Wade Whitmer, Texas A&I
1971 Timothy Koch, Wartburg IA	1979 Todd Whitsett, LaGrange GA
1972 Dean Gravlin, Illinois Wesleyan	1980 Chris Renner, Berry GA
1973 Mark Dalbey, Tarkio MO	1981 Kregg Einspahr, Concordia NE
1974 Richard Christen, Minot State ND	1982 Kyle Blickenstaff, Harding AR

EMIL S. LISTON AWARD

The Emil S. Liston Award is presented annually to an outstanding junior basketball player who has shown high athletic and scholastic achievement. It is presented in memory of the first Executive Director of the NAIA. The award is a monetary one and is administered by the student's institution. A suitable trophy is also presented to the recipient.

1950 John Wilson, Eastern Illinois	1967 Gary Merrell, Findlay OH
1951 Russ Reynolds, Pepperdine CA	1968 Jerry O'Neill, Geneva PA
1952 John Luttrell, Millikin IL	1969 Joe Martin, Troy State AL
1953 Mario Palumbo, Morris Harvey WV	1970 Tom Miller, Dakota Wesleyan SD
1954 Richard Sharpe, Southeastern Louisiana	1971 Rick Weaver, Morningside IA
1955 George Haile, Louisiana Tech	1972 Dave Salee, Oklahoma Baptist
1956 Joe Miller, Alderson-Broadus WV	1973 Dan Wierda, Westmar IA
1957 Larry Larsen, Portland OR	1974 John Miller, Bethany Nazarene OK
1958 Tom Osborne, Hastings NE	1975 Ken Kaiser, Wisconsin-Eau Claire
1959 Jim Healy, Westminster PA	1976 Dave Bomgaars, Northwestern IA
1960 Rossie Johnson, Tennessee State	1977 Mark Wickman, Linfield OR
1961 Jack Schroeder, Redlands CA	1978 Charles Curalto, California Tech
1962 Jim Kampen, Northern State SD	1979 Ron Erickson, Sioux Falls SD
1963 Marv Fredrickson, Pacific Lutheran WA	1980 Pete Anderson, Jamestown ND
1964 Ywain Zimmerman, Sterling KS	1981 Dan Jones, Lewis & Clark OR
1965 John Nelson, Portland State OR	1982 Daniel Duffy, Dakota Wesleyan SD
1966 John Fontanella, Westminster PA	

IKE PEARSON AWARD

This award is presented annually to a sports information director who has contributed outstanding service to his institution and to the NAIA at both the District and the National level.

The award commemorates the life and work of the late Clarence "Ike" Pearson, who served as the chief of statistical services for the NAIA National Basketball Tournament for 29 consecutive years prior to his death in November, 1976.

1977 Melvin Shreves, Elon College NC	1980 Don Briggs, Kearney State NE
1978 Gene Warren, Pembroke State NC	1981 D. L. Ligon, Midwestern State TX
1979 Stan Green, Harding AR	1982 Fred Nuesch, Texas A&I

NAIA-GENE WALDRON MEMORIAL AWARD

(Jointly presented by the Pepsi Cola Company and the NAIA)

This award is presented annually to the junior student baseball player who has shown high athletic and scholastic achievement. It is awarded in memory of Mr. Waldron, the former Pepsi Cola bottler in St. Joseph, Missouri, who was instrumental in the success of the NAIA's national baseball championships held in that city on several occasions. The award is a monetary one and is administered by the student's institution. A trophy is also presented to the recipient.

1964	David Sewall, Westminster PA	1974	Ray Burgess, Sam Houston State TX
1965	Jimmy Blackwell, West Georgia	1975	Mike Wisely, Franklin IN
1966	Charles Westbrook, Claremont-Mudd CA	1976	Robert Heiderscheit, St. Mary's MN
1967	Curtis Seibel, Minot State ND	1977	Darrell Johnsrud, St. Olaf MN
1968	Mike Mansfield, Albuquerque NM	1978	Thomas Hayob, Missouri Valley
1969	Allan McCall, Pomona CA	1979	Tim Rader, Tennessee Wesleyan
1970	Buck Beranek, Rose Poly IN	1980	Mike Cloud, Point Loma CA
1971	Joseph Herron, Columbus GA	1981	Randy Braun, Missouri Southern
1972	Thomas Howell, California Tech	1982	David DeBoer, Westmar IA
1973	James R. Rudd, Pembroke State NC		

NAIA FOOTBALL COACHES ASSOCIATION SCHOLARSHIP AWARD

This award is presented annually to a graduating senior football player of an NAIA member institution who has declared his intention to pursue graduate study at an institution of his choice. The monetary award is applied toward the payment of the recipients' educational expense. A NAIA Certificate of Recognition is also presented to the winner.

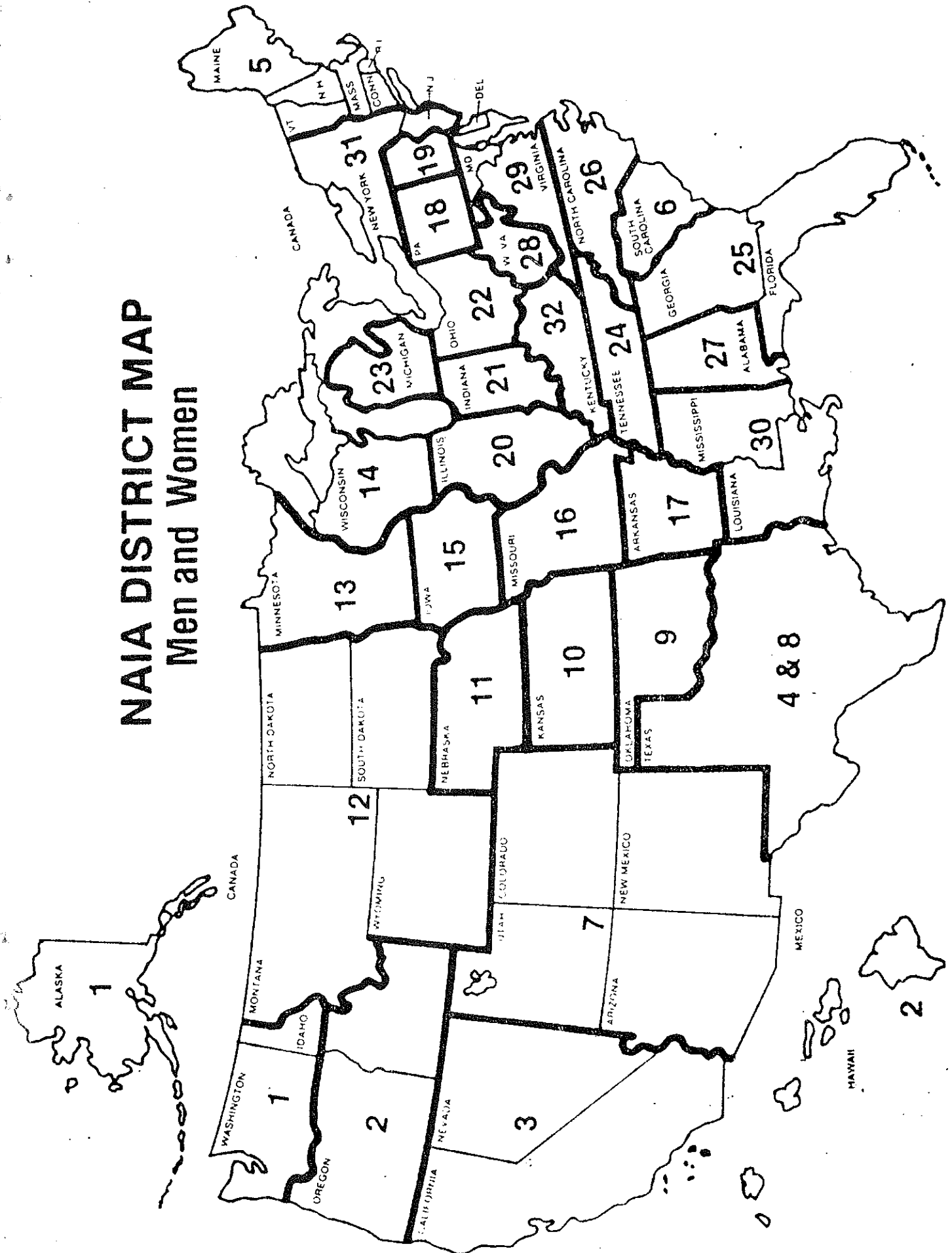
1982 Jim Abbs, Wisconsin-River Falls

NAIA PRESIDENTS

1940-41	Morris Gross, San Diego State College, San Diego, CA
1941-42	Eugene Kimbrell, Westminster College, Fulton, MO
1942-43	A. D. Dickson, Delta State College, Cleveland, MS
1943-44	Louis Means, Beloit College, Beloit, WI
1944-45	Dee Erickson, Washburn University, Topeka, KS
1945-46	Frank Casey, Simpson College, Indianola, IA
1946-47	A. O. Duer, George Pepperdine College, Los Angeles, CA
1947-48	Joseph Hutton, Hamline University, St. Paul, MN
1948-49	Ray Hanson, Western Illinois University, Macomb, IL
1949-50	W. A. Miller, West Texas State University, Canyon, TX
1950-51	H. Lee Prather, Northwestern State College, Natchitoches, LA
1951-52	W. A. Herington, Culver-Stockton College, Canton, MO
1952-53	W. B. Reese, Eastern Washington State College, Cheney, WA
1953-54	A. G. Wheeler, Peru State College, Peru, NE
1954-55	W. L. Zorn, University of Wisconsin-Eau Claire, Eau Claire, WI
1955-56	E. D. Fish, Emporia State Teachers College, Emporia, KS
1956-57	John Longfellow, Indiana State College, Terre Haute, IN
1957-58	Roswell Merrick, Southern Illinois University, Carbondale, IL
1958-59	Alvin Garten, Eastern New Mexico University, Portales, NM
1959-60	John Knight, Bethany College, Bethany, WV
1960-61	Francis Hoover, Appalachian State University, Boone, NC
1961-62	Leo Nicholson, Central Washington State College, Ellensburg, WA
1962-63	Volney Ashford, Missouri Valley College, Marshall, MO
1963-64	Clifford Aultman, Geneva College, Beaver Falls, PA
1964-65	Jesse Hawthorne, East Texas State University, Commerce, TX
1965-66	A. W. Buckingham, Morningside College, Sioux City, IA
1966-67	Angus Nicoson, Indiana Central College, Indianapolis, IN
1967-68	M.C. Cunningham, Fort Hays State College, Hays, KS
1968-69	Eldon Graber, Bluffton College, Bluffton, OH
1969-70	Jim Hamilton, Western Carolina University, Cullowhee, NC
1970-71	Ernest Anderson, Augsburg College, Minneapolis, MN
1971-72	Ted Runner, University of Redlands, Redlands, CA
1972-73	Eddie Robinson, Grambling State University, Grambling, LA
1973-74	Paul Pierce, Sul Ross State University, Alpine, TX
1974-75	Arnold Kilpatrick, Northwestern State University, Natchitoches, LA
1975-76	Robert Livingston, Oregon College of Education, Monmouth, OR
1976-77	Steven Senko, Rutgers University-Newark, Newark, NJ
1977-78	John Strahl, Greenville College, Greenville, IL
1978-79	Clark Swisher, Northern State College, Aberdeen, SD
1979-80	W. C. Myers, Erskine College, Due West, SC
1980-81	L. T. Walker, North Carolina Central University, Durham, NC
1981-82	Carroll Land, Point Loma College, San Diego, CA
1982-83	Leon Davis, University of Montevallo, Montevallo, AL

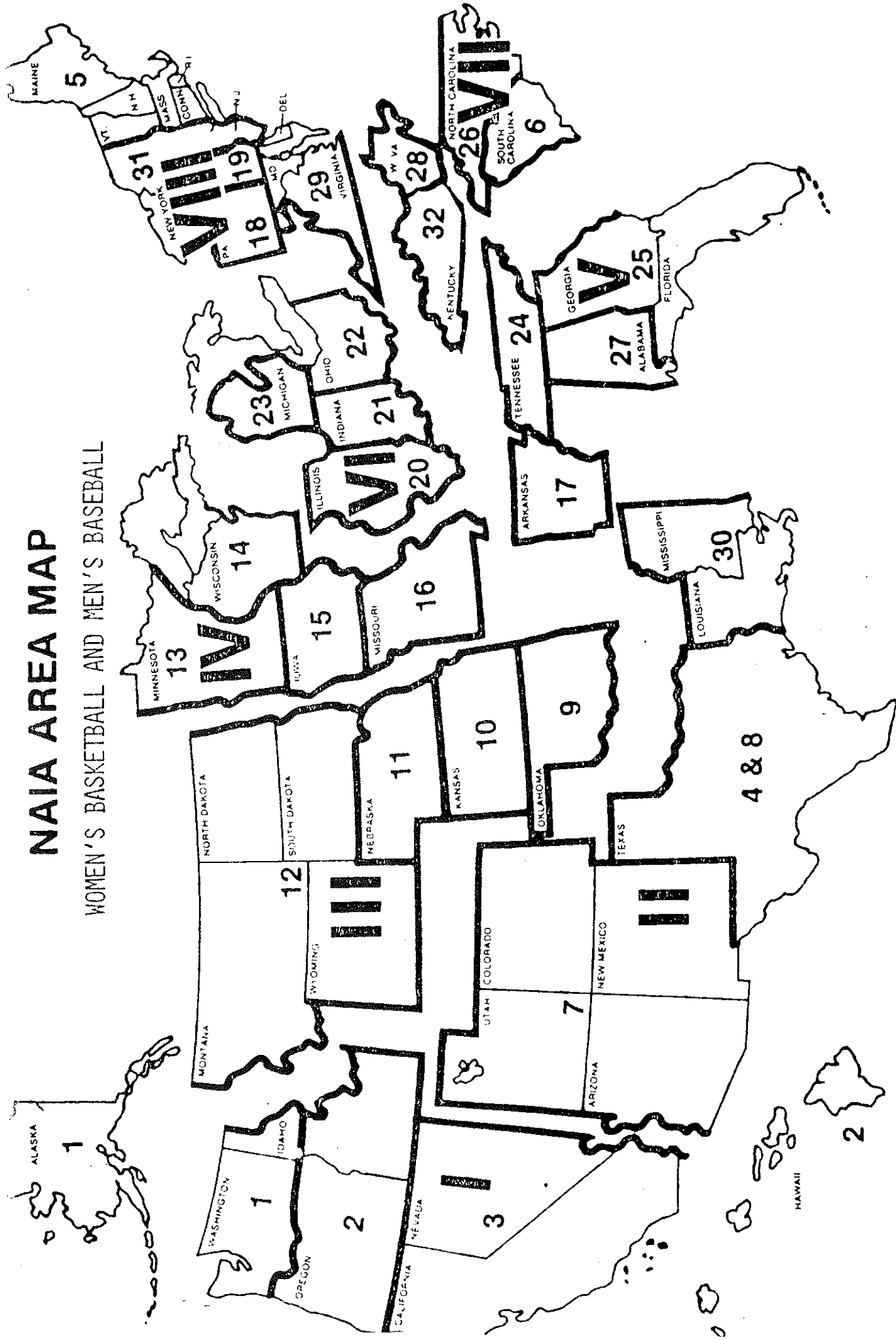
NAIA DISTRICT MAP

Men and Women



NAIA AREA MAP

WOMEN'S BASKETBALL AND MEN'S BASEBALL



1982-83 NAIA CHAMPIONSHIP SCHEDULE

MEN'S DIVISION

SPORT	DATES	SITE
Cross Country (27th Annual)	November 20, 1982	U. of Wisconsin-Parkside Kenosha, WI
Soccer (24th Annual)	November 22 - 27, 1982	Midwestern State University Wichita Falls, TX
Division I Football (27th Annual)	Quarterfinals: Dec. 4, 1982 Semifinals: Dec. 11, 1982 Championship: Dec. 18, 1982	Sites to be determined
Division II Football (13th Annual)	Quarterfinals: Nov. 20, 1982 Semifinals: Dec. 4, 1982 Championship: Dec. 11, 1982	Sites to be determined
Indoor Track & Field (18th Annual)	February 25 - 26, 1983	Municipal Auditorium Kansas City, MO
Ice Hockey (16th Annual)	February 24 - 26, 1983	U. of Wisconsin-River Falls River Falls, WI
Swimming & Diving (27th Annual)	March 3 - 5, 1983	To be Announced
Wrestling (26th Annual)	March 3 - 5, 1983	Minot State College Minot, ND
Gymnastics (20th Annual)	March 11 - 12, 1983	Metropolitan State College Denver, CO
Basketball (46th Annual)	March 14 - 19, 1983	Kemper Arena Kansas City, MO
Outdoor Track & Field (32nd Annual)	May 26 - 28, 1983	Laidley Field Charleston, WV
Baseball (27th Annual)	To be Announced	Lubbock Christian College Lubbock, TX
Tennis (32nd Annual)	May 31 - June 4, 1983	Rockhill Tennis Club Kansas City, MO
Golf (32nd Annual)	June 7 - 10, 1983	Texas Wesleyan College Fort Worth, TX

WOMEN'S DIVISION

SPORT	DATES	SITE
Cross Country (3rd Annual)	November 20, 1982	U. of Wisconsin-Parkside Kenosha, WI
Volleyball (3rd Annual)	November 18 - 20, 1982	Regis College Denver, CO
Indoor Track & Field (3rd Annual)	February 25 - 26, 1983	Municipal Auditorium Kansas City, MO
Swimming & Diving (3rd Annual)	March 3 - 5, 1983	To be Announced
Gymnastics (3rd Annual)	March 11 - 12, 1983	U. of Southern Colorado Pueblo, CO
Basketball (3rd Annual)	March 17 - 19, 1983	Kemper Arena Kansas City, MO
Softball (3rd Annual)	May 24 - 26, 1983	Kearney State College Kearney, NE
Outdoor Track & Field (3rd Annual)	May 26 - 28, 1983	Laidley Field Charleston, WV
Tennis (3rd Annual)	May 31 - June 4, 1983	Overland Park Raquet Club Overland Park, KS