


Price

**THE NATIONAL ASSOCIATION
of
INTERCOLLEGIATE ATHLETICS**



**OFFICIAL RECORDS BOOK
1971**

OFFICIAL RECORDS BOOK
OF THE
NATIONAL ASSOCIATION OF INTERCOLLEGIATE ATHLETICS

FOURTEENTH EDITION

Edited by Don Powers, NAIA Public Relations Director

Published, September, 1971

National Association of Intercollegiate Athletics

1205 Baltimore Street

Kansas City, Missouri 64105

Area Code 816 - 842-5050

FOREWORD

The records contained in this volume are extracted primarily from the national competitions conducted by the National Association of Intercollegiate Athletics. Other records are those submitted by member institutions through reports to the NAIA Statistical Service.

Member colleges which have records exceeding those in this manual may submit applications for recognition of those records by writing to the NAIA Public Relations Director at the NAIA National Office.

This fourteenth printing of the NAIA Records Book is possible only through the cooperation of NAIA member colleges and sports information directors. The degree of its accuracy and completeness in the sections other than where results of the national events or statistical bureau information are listed is a reflection of this cooperation by member institutions.

TABLE OF CONTENTS

NAIA HEADQUARTERS STAFF	1
NAIA EXECUTIVE COMMITTEE	1
NAIA PRESIDENT	1
NAIA EXECUTIVE SECRETARY	2
BASEBALL	3
BASKETBALL	18
BOWLING	41
CROSS COUNTRY	45
FOOTBALL (DIVISION I)	51
FOOTBALL (DIVISION II)	60
GOLF	76
GYMNASTICS	81
ICE HOCKEY	85
SOCCER	89
SWIMMING	95
TENNIS	101
INDOOR TRACK AND FIELD	107
OUTDOOR TRACK AND FIELD & DECATHLON	114
VOLLEYBALL.....	129
WRESTLING	132
HALL OF FAME	136
A. O. DUER SCHOLARSHIP AWARD	146
NAIA PRESIDENTS	147
GENERAL INFORMATION ABOUT NAIA	148

NAIA NATIONAL OFFICE STAFF

A. O. Duer
Executive Secretary

Liz Rubaloff
Secretary

Wally Schwartz
Assistant to Executive Secretary

Mrs. Janna Dillon
Secretary

Don Powers
Public Relations Director

Mrs. Sandra Jancich
Secretary

Glen Davies
Assistant to Executive Secretary

Mrs. Letha Tucker
Secretary

Charles M. Morris
Assistant to Executive Secretary

Mrs. Naydene Smith
Mail Clerk

NAIA EXECUTIVE COMMITTEE

Ted Runner, President
University of Redlands

John Strahl
Greenville College

Eddie G. Robinson
Grambling College

Dr. Robert Davis
Georgetown College

Dr. Paul Pierce
Sul Ross State College

Clark L. Swisher
Northern State College

Dr. Arnold R. Kilpatrick
Northwestern State University

Ernest Anderson
Augsburg College

Dr. Robert C. Livingston
Oregon College of Education

Dr. Jim Hamilton
Western Carolina University

Steven Senko
Rutgers-Newark University

A. O. Duer
Executive Secretary-Treasurer

TED C. RUNNER
UNIVERSITY OF REDLANDS, REDLANDS, CALIFORNIA
1971-72 PRESIDENT OF NAIA

Ted Runner, the 1971-72 President of the 558 member colleges and universities of NAIA, has been on the staff of the University of Redlands since 1953.

During that time he has been track coach and Director of Athletics. Runner relieved himself of the head track duties in 1966 after a highly successful career. He was named the NAIA District III track coach of the year in 1965 and remains as assistant track coach. He coached the Redlands football team for five years after serving as an assistant for six years.

After graduation from Chaffey Junior College, Runner served in the U.S. Army for five years. He entered the University of Redlands as a junior in 1946 and received honors as a small college All-America halfback. He earned his Masters Degree from Springfield College in Massachusetts in 1953 and has also attended the University of Southern California.



Runner is the father of a son, Tim Jon, and a daughter, Marilyn Lee.

NAIA EXECUTIVE SECRETARY--TREASURER

A. O. Duer, a native of Kansas, has been Executive Secretary of NAIA since 1949 and has been affiliated with NAIA and the original NAIB almost from the time of its inception in 1937 as a Basketball Tournament.

In 1940, his auspicious beginnings with NAIA began as District Chairman of what is now District 3 (California). His ability for leadership was quickly evident and he was elected to the NAIA Executive Committee in 1943, to be followed in 1947 by his year's tenure as President of NAIA.

By 1949, the NAIA sponsored only one national championship event--a 32-team basketball tournament. Duer's proficiency in administration combined with foresight and understanding of the small colleges' need for athletic competition on the national level, while maintaining athletics as an integral part of the educational process, resulted in his appointment to Executive Secretary.

Now a member of the Board of Directors and Executive Committee of the U. S. Olympic Committee, Duer has worked, untiringly, toward gaining recognition for the NAIA by the U. S. Olympic Committee. This goal was achieved in 1965 with the naming of 35 NAIA coaches to various U. S. Olympic Sports Committees. Duer was chairman of the important Equipment and Supplies Committee for the 1968 Olympic Games, in which capacity he served at the Winter Olympic Games in Grenoble, France; Pan-American Games in Winnipeg, Canada, and at the Summer Games in Mexico City. He is now serving on the ticket committee for the 1972 Olympics.



The growth and success of the NAIA program can be credited to the guidance of Al. Duer. It also can be traced to his background, which is typical of the administrators, athletic directors and coaches with whom he works. A total of 16 championships are sponsored now, all on an annual basis.

He was born in Sylvania, Kansas, on November 18, 1904. He was graduated from Stafford, Kansas High School, and entered Kansas State Teachers College, Emporia, in 1923. In 1925 he transferred to Columbia University, New York City, to complete work for his bachelor's degree. He received his master's from the University of Southern California.

Duer coached and served as principal and superintendent in Kansas high schools until 1939 when he accepted a position as athletic director and basketball coach at George Pepperdine College, Los Angeles. In 10 years of coaching, he had only one losing season. Four of his Pepperdine teams represented NAIA District 3 (Calif.) in the NAIB National Tournament. His 1945 team placed second and the 1946 team finished third in the week-long event.

After his resignation as basketball coach in 1948, he served as Dean of Men, Athletic Director, Executive Secretary for NAIA, and as representative on the USOC Basketball Committee. When in 1957 it was decided to move NAIA Headquarters to Kansas City, he and Mrs. Duer, the former Juanita Reed, moved back to the Midwest. The Duers have two children, Mrs. Beth Elford of Las Vegas, and Larry, who resides in Munich, Germany.

BASEBALL



SAFE AT THIRD....In Game No. 12 of the NAIA Baseball World Series at Phoenix, Arizona, Bob Isenberg of Indiana University (Pa.) slides safely into third base after smacking a triple as third baseman Jamie Pride of David Lipscomb waits of the throw. David Lipscomb rallied for a 605 win in the bottom of the ninth and went on to finish runner-up in the 1971 Tournament.

HISTORY OF THE NAIA NATIONAL BASEBALL TOURNAMENT

The NAIA Baseball Championships were inaugurated in 1957. Sul Ross State College in Alpine, Texas was host to the first three tournaments. Morningside College in Sioux City, Iowa served as host to the next tournaments, and in 1962 it was moved to St. Joseph, Missouri under the sponsorship of the St. Joseph Junior Chamber of Commerce, where it remained until 1970 when it was moved to Phoenix, Arizona. Grand Canyon College and the Grand Canyon College Antelope Booster Club assumed the sponsorship in 1970.

Selection of the field was based on area representation for the first time in 1959. Before that the teams participated on an invitational basis. Each area, composed of four districts, holds a playoff to determine its representative. In 1971 a total of 102 teams participated in district and area playoffs. These were the best of the 462 NAIA member institutions that sponsored baseball in 1971.

The fifteenth annual NAIA National Baseball Tournament was played in the Phoenix Municipal Stadium in 1971 where Linfield College (Ore.) edged David Lipscomb College (Tenn.) 9-8 in 10 innings in the second finals of the double elimination tournament. The eight team field, in the 1971 tournament, was as well balanced as any tournament in recent NAIA baseball tournament history with seven of the 15 games decided by one run. It was definitely a hitters tourney as the eight teams collected 313 hits, 77 of them going for extra bases. The pitchers yielded 163 earned runs for a tournament average of 5.43 ERA per game. Linfield entered the first finals undefeated while David Lipscomb dropped its first contest to Lewis and came through the losers bracket. The Bisons nipped Linfield, 7-6 on a two-run rally in the bottom of the seventh inning to force the second finals. In the championship game, Linfield grabbed a 6-1 lead in the second inning and then almost lost the game as David Lipscomb rallied in the bottom of the ninth to tie the score and force the game into extra innings. The Wildcats won the game in the top of the tenth with a two-run rally and then relief pitcher Vince Doherty cut off the David Lipscomb rally in the bottom of the tenth with just one run. Lewis College and Indiana University (Pa.) tied for third place under the new playing format adopted by the NAIA Baseball Coaches' Association for the national championship.

<u>CHAMPIONS</u>	<u>SCORE</u>	<u>RUNNERS-UP</u>
1971 - Linfield (Ore.)	9-8 (10 inn.)	David Lipscomb (Tenn.)
1970 - Eastern Michigan	1-0	Northeast Louisiana State
1969 - William Carey (Miss.)	5-3	La Verne (Calif.)
1968 - William Jewell (Mo.)	4-3 (13 inn.)	Georgia Southern
1967 - New Mexico Highlands	6-1	Glassboro State (N.J.)
1966 - Linfield (Ore.)	15-4	Lewis (Ill.)
1965 - Carson-Newman (Tenn.)	3-2	Omaha, Univ. of Neb., at
1964 - West Liberty State (W.Va.)	3-2	Grambling (La.)
1963 - Sam Houston State (Tex.)	2-1	Grambling (La.)
1962 - Georgia Southern	2-0	Portland State (Ore.)
1961 - East Carolina (N.C.)	13-7	Sacramento State (Calif.)
1960 - Whitworth (Wash.)	4-0	Georgia Southern
1959 - Southern (La.)	10-2	Omaha, Univ. of Neb., at
1958 - San Diego State (Calif.)	23-9	Southwestern Oklahoma State
1957 - Sul Ross State (Tex.)	8-7	Rollins (Fla.)

FIFTEENTH ANNUAL BASEBALL TOURNAMENT

Municipal Stadium, Phoenix, Arizona, June 4-9, 1971

LINE SCORES

<u>GAME NO. 1</u>	<u>GAME NO. 2</u>
Southwestern St. (Okla.) 000 031 000 5--9 12 3	Appalachian St. (N.C.) 012 000 200--5 14 3
WSU-Oshkosh (Wis.) 000 210 000 1--5 12 1	Indiana U. of Pa. 001 321 00X--7 11 0
Ray Burris (W) and Dick Fleming; John Stoffel, Scott Zechel (7), Duane Ernst (9) (L), Terry Ruh (10) and Dave Bauer. T-2:43	Rocky Pittman (L), Casey Jones (4), Jim Blankenship (5), Glenn Gregson (8) and Ron Hodges; Don Spiegel (W) and Tony Biviano. T-2:34

LINE SCORES (Continued)

GAME NO. 3

David Lipscomb (Tenn.) 002 000 200-- 4 9 2
Lewis College (Ill.) 225 011 20X--13 12 2
Butch Stinson (L), Ron Albright (3), Dan
Burns (4), Maxie Garrett (8) and Dave Lindsey,
Mike Dennis (7). Bill Scholl (W), Joe Skarbek
(7) and Al Wasik. T--2:45

GAME NO. 4

Linfield College (Ore.) 002 700 100--10 9 6
Grand Canyon (Ariz.) 320 011 200-- 9 9 1
Vince Doherty (W), Spencer Wales (8) and Ron
Webb; Frank Snook (L), Mitch Laird (4) and
Tom Monico. T--2:47

GAME NO. 5

WSU-Oshkosh (Wis.) 002 001 400-- 7 11 2
Grand Canyon (Ariz.) 000 011 010-- 3 8 3
Don Eiring (W), Dave Christman (9) and Dave
Bauer; Dave Nicholson (L), Larry Green (7)
and Tom Monico. T--2:30

GAME NO. 6

Appalachian St. (N.C.) 200 063 101--13 8 2
David Lipscomb (Tenn.) 124 000 034--14 11 4
John Shermer, Warren Garrett (3) (L) and Ron
Hodges; Steve Garner, James Hibbitt (1), Ron
Albright (5), Maxie Garrett (5), Butch Stinson
(6) and Dave Lindsey. T--3:06

GAME NO. 7

Indiana U. of Pa. 000 504 000 2--11 15 4
Lewis College (Ill.) 000 030 330 0-- 9 11 4
Tom Stephens, Bob Sampson (7) (W), John Shaw
(10) and Don Davidson; John Benedetti, Joe
Skarbek (6) (L) and Al Wasik. T--3:30

GAME NO. 8

Linfield College (Ore.) 000 011 430-- 9 16 6
Southwestern St. (Okla.) 301 200 000-- 6 10 2
Mike Smithey (W) and Ron Webb; Ron Battles,
Francis Cummings (7) (L), Wayne Fletcher
(9) and Dick Fleming. T--2:45

GAME NO. 9

Southwestern St. (Okla.) 000 100 200-- 3 8 1
David Lipscomb (Tenn.) 100 100 011-- 4 9 2
Ray Burris (L) and Dick Fleming; Steve
Garner (W) and Dave Lindsey. T--2:10

GAME NO. 10

WSU-Oshkosh (Wis.) 020 100 000-- 3 12 2
Lewis College (Ill.) 200 003 20X-- 7 6 0
Scott Zechel (L), Dave Christman (6) and
Dave Bauer; Tom Brennan (W) and Al Wasik.
T--2:35

GAME NO. 11

Linfield College (Ore.) 000 012 102-- 6 10 3
Indiana U. of Pa. 000 005 000-- 5 6 4
Dennis Stevens, Spencer Wales (6), Vince
Doherty (8) (W) and Ron Webb; John Morris,
John Shaw (7) (L) and Tony Biviano. T--2:50

GAME NO. 12

Indiana U. of Pa. 004 000 100-- 5 8 4
David Lipscomb (Tenn.) 020 201 001-- 6 11 3
Don Spiegel, Jack Cassada (7) (L) and Tony
Biviano; Mark Massey, Jim Hibbitt (3), Butch
Stinson (8) (W) and Dave Lindsey. T--2:55

GAME NO. 13

Linfield College (Ore.) 203 100 001-- 7 13 1
Lewis College (Ill.) 200 000 000-- 2 8 0
Spencer Wales (W) and Ron Webb; Mike Higgins
(L), Bill Scholl (3) and Al Wasik.
T--2:10

GAME NO. 14

Linfield Col. (Ore.) 140 000 001-- 6 7 2
David Lipscomb (Tenn.) 230 000 20X-- 7 10 3
Vince Doherty (L), Spencer Wales (8) and
Ron Webb; Steve Garner, Butch Stinson (2)
(W), Ron Albright (9) and Dave Lindsey.
T--2:45

CHAMPIONSHIP GAME

GAME NO. 15

Linfield College (Ore.) 060 001 000 2 -- 9 17 7
David Lipscomb (Tenn.) 101 000 212 1 -- 8 10 3
Mike Smithey, Vince Doherty (9) (W) and Ron Webb;
Steve Garner, Dan Burns (2), Ron Albright (9) (L)
and Dave Lindsey. T--2:36

1971 NAIA CHAMPIONSHIP BASEBALL TOURNAMENT

TEAM SUMMARIES

<u>BATTING</u>	<u>G</u>	<u>AB</u>	<u>R</u>	<u>H</u>	<u>2B</u>	<u>3B</u>	<u>HR</u>	<u>RBI</u>	<u>SH</u>	<u>SF</u>	<u>SO</u>	<u>BB</u>	<u>HP</u>	<u>SB</u>	<u>CS</u>	<u>LOB</u>	<u>AVG.</u>
Oshkosh State	3	108	15	35	3	2	1	12	3	1	16	15	0	5	5	29	.324
Linfield	6	232	47	72	7	9	1	39	3	2	31	34	2	5	7	60	.310
Appalachian State	2	73	18	22	1	0	0	15	1	4	14	19	1	1	0	21	.301
Indiana U. (Pa.)	4	137	28	40	4	4	1	23	1	4	35	28	0	4	7	35	.292
David Lipscomb	6	211	43	60	6	12	0	38	6	4	39	31	3	2	2	51	.285
Lewis	4	136	31	37	7	6	1	27	2	1	17	26	2	1	1	31	.272
Southwestern State	3	113	18	30	5	2	0	17	2	1	16	8	0	2	1	20	.265
Grand Canyon	2	69	12	17	1	3	1	7	1	2	18	12	0	3	1	15	.246
TOTALS:	30	1079	212	313	34	38	5	178	19	19	186	173	8	23	24	262	.291

<u>PITCHING:</u>	<u>G</u>	<u>CG</u>	<u>SH.0</u>	<u>IP</u>	<u>H</u>	<u>R</u>	<u>ER</u>	<u>BB</u>	<u>SO</u>	<u>BK</u>	<u>WP</u>	<u>HP</u>	<u>W</u>	<u>L</u>	<u>SAVES</u>	<u>ERA.</u>
Linfield	6	2	0	54	53	37	25	31	41	1	2	3	5	1	2	4.17
Southwestern State	3	2	0	27-2/3	37	18	13	9	25	0	1	0	1	2	0	4.18
Oshkosh	3	0	0	27	26	19	14	14	18	1	5	1	1	2	1	4.67
Lewis	4	1	0	37	49	25	21	28	28	0	3	0	2	2	1	5.12
David Lipscomb	6	1	0	54	60	49	36	46	34	0	7	2	4	2	1	6.00
Indiana U. (Pa.)	4	1	0	36-1/3	46	26	24	23	22	1	4	1	2	2	1	6.00
Grand Canyon	2	0	0	18	20	17	13	9	4	0	2	2	0	2	0	6.50
Appalachian State	2	0	0	16-2/3	22	21	17	13	14	2	1	0	0	2	0	9.00
TOTALS:	30	7	0	270-2/3	313	212	163	173	186	5	25	9	15	15	6	5.41

<u>FIELDING:</u>	<u>G</u>	<u>PO</u>	<u>A</u>	<u>E</u>	<u>DP</u>	<u>PB</u>	<u>TC</u>	<u>SBA</u>	<u>BCS</u>	<u>AVG.</u>
Lewis	4	111	64	6	10	1	181	3	5	.967
Grand Canyon	2	54	27	4	3	1	100	1	1	.953
Oshkosh	3	81	36	5	2	1	122	4	1	.959
Southwestern State	3	83	31	6	0	0	120	4	2	.950
Appalachian State	2	50	18	5	0	0	96	3	3	.931
Indiana	4	109	45	12	6	1	166	0	3	.928
David Lipscomb	6	162	62	17	3	1	241	4	6	.923
Linfield	6	162	73	25	8	2	260	4	3	.904
TOTALS:	30	812	356	80	32	7	1286	23	24	.923

INDIVIDUAL BATTING LEADERS

(Minimum 10 Times At Bat)

	<u>G</u>	<u>AB</u>	<u>R</u>	<u>H</u>	<u>2B</u>	<u>3B</u>	<u>HR</u>	<u>RBI</u>	<u>SH</u>	<u>SF</u>	<u>SB</u>	<u>AVG.</u>
Bob Isenberg, ss, Indiana (Pa.)	4	18	3	10	1	2	0	4	0	0	1	.556
Mike Springer, lb, Linfield	6	27	9	13	2	1	0	5	1	0	2	.481
Dave Bauer, c, Oshkosh	3	13	0	6	2	0	0	2	0	0	0	.462
Pete Cortese, lf, Indiana (Pa.)	4	13	3	6	0	1	0	3	0	0	0	.462
Todd Lindemann, 3b, Oshkosh	3	11	0	5	0	0	0	3	0	0	0	.455
Ron Webb, c, Linfield	6	29	4	13	1	1	1	8	0	1	0	.448
Al Wasik, c, Lewis	4	16	3	7	1	1	0	6	0	1	1	.438
Ray Burris, p-lf, Southwestern St.	3	14	3	6	1	0	0	3	0	0	0	.429
Pete Koupal, 2b, Oshkosh	3	13	0	5	1	0	0	0	0	0	0	.385
Jack Friess, cf, Oshkosh	3	13	3	5	0	1	1	3	0	0	2	.385
Charles Teasley, 2b, Southwestern St.	3	13	2	5	0	0	0	1	0	0	0	.385
Cary Clancy, lf, Linfield	6	30	9	11	0	2	0	6	0	0	0	.367
Ted Jamison, cf, David Lipscomb	6	25	8	9	0	1	0	5	1	0	3	.360
Mike Santi, ss, David Lipscomb	6	27	2	9	1	2	0	8	0	0	2	.333
Mike Maley, cf, Linfield	6	25	3	8	0	1	0	3	0	1	0	.320

INDIVIDUAL PITCHING LEADERS
(10 or more Innings)

	G	CG	IP	H	R	ER	W	SO	BK	WP	HP	W	L	ERA.
Spencer Wales, Linfield	4	1	13-2/3	18	13	7	8	13	0	2	3	1	0	2.57
Dan Burns, David Lipscomb	2	0	11	11	5	4	8	3	0	3	1	0	0	3.27
Mike Smithey, Linfield	2	1	17-2/3	18	13	7	8	13	0	2	3	1	0	3.50
Bill Scholl, Lewis	2	0	14	10	6	6	10	11	0	0	0	1	0	3.86
Butch Stinson, David Lipscomb	4	0	15	13	9	7	17	13	0	1	1	3	1	4.20
Don Spiegel, Indiana	2	1	15	23	10	9	7	13	0	2	1	1	0	5.40
Ray Burris, Southwestern	2	2	18-2/3	21	9	7	6	16	0	1	0	1	1	5.73
Vince Doherty, Linfield	4	0	17-2/3	22	17	11	12	14	1	1	0	3	1	5.50
Steve Garner, David Lipscomb	4	1	12	18	16	10	8	6	0	1	0	1	0	7.50

Wales had 2 Saves

1971 NAIA NATIONAL BASEBALL ALL-TOURNAMENT TEAM

- | | |
|---|--------------------------------------|
| inf. Mike Springer, Linfield (Ore.) | p. Butch Stinson, David Lipscomb |
| Emil Verban, Lewis College (Ill.) | Spencer Wales, Linfield College |
| Rick Beeler, Lewis College | Vince Doherty, Linfield College |
| Bob Isenberg, Indiana Univ. of Pa. | |
| Paul Maljan, Indiana Univ. of Pa. | c. Ron Webb, Linfield College |
| of. Ray Burris, Southwestern St. Col. (Okla.) | Ron Hodges, Appalachian State (N.C.) |
| Pete Cortese, Indiana Univ. of Pa. | |
| Jack Friess, Oshkosh State (Wis.) | |
| Ted Jamison, David Lipscomb (Tenn.) | |

MOST VALUABLE PLAYERS

- 1971 - Ron Webb, c, Linfield (Ore.)
- 1970 - Jeff Peck, 3b, Eastern Michigan
- 1969 - Steve Barber, p, LaVerne (Calif.)
- 1968 - Rich Stonum, p, William Jewell (Mo.)
- 1967 - Ken Lange, p, Glassboro St. (N.J.)
- 1966 - Stuard Young, p, Linfield (Ore.)
- 1965 - Clyde Wright, p, Carson-Newman (Tenn.)
- 1964 - Frank Ujcich, p, West Liberty St. (W.Va.)
- 1963 - Jimmy Dodd, ss, Sam Houston State (Tex.)
- 1962 - Ed Spiezio, 3b, Lewis (Ill.)
- 1961 - Larry Crayton, p, East Carolina (N.C.)
- 1960 - Ray Washburn, p, Whitworth (Wash.)
- 1959 - Roger Repoz, p-1b, Western Wash. State
- 1958 - Al Miranda, ss, Sul Ross State (Tex.)
- 1957 - Frank Willis, of, Rollins (Fla.)

GENE WALDRON MEMORIAL AWARD

(Jointly presented by the Pepsi-Cola Company and NAIA)

- 1971 - Joseph Herron, Columbus (Ga.)
- 1970 - Buck Beranek, Rose Poly (Ind.)
- 1969 - Allan McCall, Pomona (Calif.)
- 1968 - Mike Mansfield, Albuquerque (N.M.)
- 1967 - Curtis Seibel, Minot State (N.D.)
- 1966 - Charles Westbrook, Claremont-Harvey Mudd College (Calif.)
- 1965 - Jimmy Blackwell, West Georgia
- 1964 - David Sewall, Westminster (Pa.)

NAIA BRONZE GLOVE AWARD

- 1971 - Mike Springer, Linfield (Ore.)
- 1970 - Terry Collins, Eastern Michigan
- 1969 - Paul Baker, Grand Canyon (Ariz.)
- 1968 - Terry Childers, Georgia Southern

COACHES' HUSTLE AWARD

- 1971 - Rick Beeler, Lewis (Ill.)
- 1970 - Gerry McBride, Livingston (Ala.)
- 1969 - Mark Halliburton, LaVerne (Calif.)

BASEBALL COACHES OF THE YEAR

- 1971 - Gordon Gillespie, Lewis (Ill.)
- 1970 - Ron Oestrike, Eastern Michigan
- 1969 - Bob Smith, Greenville (Ill.)
- 1968 - Dr. M. Briglia, Glassboro St. (N.J.)
- 1967 - Dr. R.W.E. Jones, Grambling (La.)
- 1966 - Stuart Maynard, Guilford (N.C.)
- 1965 - Gordon Gillespie, Lewis (Ill.)
- 1964 - Ray Bengé, Sam Houston St. (Tex.)
- 1963 - J.I. Clements, Georgia Southern
- 1962 - Virgil Yelkin, Omaha, U. of Neb., at
- 1961 - Bob Lee, Southern (La.)

1971 NAIA BASEBALL ALL-AMERICA

FIRST TEAM

<u>INFELDERS</u>	<u>B</u>	<u>T</u>	<u>HEIGHT</u>	<u>WEIGHT</u>	<u>CLASS</u>	<u>PCT.</u>
Bob Mershon, Texas Wesleyan	R	R	6-1	190	Sr.	.434
Padgett (Budda) Cope, Quachita Baptist (Ark.)	R	R	5-8	175	Jr.	.413
Benny Burtrum, Livingston (Ala.)	R	L	6-1	185	Jr.	.379
Douglas Anthony, Southern Utah	R	R	6-0	180	Sr.	.360
James Prete, New Mexico Highlands	R	R	5-9	175	Sr.	.344
 <u>OUTFIELDERS</u>						
Bill Stover, Carson-Newman (Tenn.)	R	R	6-1	200	Sr.	.423
James McFarland, Indiana Central	L	L	5-8	155	Sr.	.393
Brian Felda, WSU-Oshkosh (Wis.)	S	R	6-1	180	So.	.393
Ron Webb, Linfield College (Ore.)	R	R	5-10	180	Jr.	.374
 <u>CATCHERS</u>						
Don Matlock, Henderson St. (Ark.)	R	R	6-0	180	Jr.	.449
Terry Rutledge, Oklahoma Baptist	L	R	5-11	190	So.	.379
 <u>PITCHERS</u>						
Ray Burris, Southwestern State (Okla.)	R	R	6-4	190	Jr.	<u>W-L</u> 16-4 <u>ERA.</u> 1.5
Rick Coffin, Pembroke State (N.C.)	L	L	5-10	165	Sr.	11-1 1.7
Randy Benson, Pfeiffer (N.C.)	R	L	6-4	195	So.	10-0 1.0

SECOND TEAM

<u>INFELDERS</u>	<u>B</u>	<u>T</u>	<u>HEIGHT</u>	<u>WEIGHT</u>	<u>CLASS</u>	<u>PCT.</u>
Jerry Bakanec, Black Hills St. (S.D.)	R	R	5-11	180	Sr.	.430
John Harbin, Newberry College (S.C.)	R	R	6-0	185	Jr.	.408
Kent Toki, Lewis & Clark (Ore.)	R	R	5-9	165	Sr.	.370
James Pascarella, New Haven (Conn.)	R	R	5-9	170	Jr.	.365
Ken Dinkel, Fort Hays State (Kan.)	R	R	6-0	170	Sr.	.359
 <u>OUTFIELDERS</u>						
Elton Reece, Livingston (Ala.)	R	R	6-3	210	Jr.	.405
Tom Beall, Whitworth (Wash.)	R	R	6-4	205	Sr.	.408
Bob Herold, U. of Nebraska-Omaha	R	R	6-0	180	Sr.	.404
Randy Gettman, Adams State (Colo.)	R	L	6-1	185	Jr.	.385
 <u>CATCHERS</u>						
Ron Hodges, Appalachian State (N.C.)	L	R	6-1	180	Jr.	.301
Mike Lacheur, LaVerne (Calif.)	R	R	6-1	195	Sr.	.299
 <u>PITCHERS</u>						
Butch Stinson, David Lipscomb (Tenn.)	L	L	6-1	175	So.	<u>W-L</u> 15-4 <u>ERA.</u> 1.83
Frank Snook, Grand Canyon (Ariz.)	R	R	6-2	180	Sr.	13-4 1.96
Tom Brown, Northeast Louisiana St.	R	R	6-0	170	Sr.	8-3 0.71

ALL-TIME TOURNAMENT RECORDS

	<u>DIST.</u>	<u>YEAR(S)</u>	<u>WON</u>	<u>LOST</u>	<u>PCT.</u>
Adams State (Colo.)	7	1958	0	2	.000
Anderson (Ind.)	21	1965	0	2	.000
Appalachian St. (N.C.)	6	1969-71	0	4	.000
Arkansas, State Col. of	17	1959	1	2	.333
Buena Vista (Iowa)	15	1957-68	1	4	.200
California State (Pa.)	18	1962-63	1	4	.200
California Western	3	1963	0	2	.000
Carson-Newman (Tenn.)	24	1965	4	0	1.000
Central Washington St.	1	1968-70	2	4	.333
College of the Ozarks (Ark.)	17	1957-58	1	4	.200
Creighton (Neb.)	11	1958	1	2	.333
David Lipscomb (Tenn.)	24	1971	4	2	.667
Defiance (Ohio)	22	1961	1	2	.333
East Carolina (N.C.)	26	1961-63	8	3	.727
Eastern Illinois	20	1964	1	2	.333
Eastern Michigan	23	1967-68-70	8	5	.615
Elon (N.C.)	26	1958	1	2	.333
Emporia State (Kan.)	10	1969-70	0	4	.000
Fairmont State (W.Va.)	28	1958	1	2	.333
Florida A & M	6	1962	0	2	.000
Georgia Southern	25	1960-62-64-67-68	16	8	.667
Glassboro State (N.J.)	31	1965-67-68-69	10	8	.556
Guilford (N.C.)	26	1966	2	2	.500
Grambling (La.)	30	1961-63-64-67	10	8	.556
Grand Canyon (Ariz.)	7	1969-71	1	4	.333
Indiana State (Univ. of Pa.)	18	1960-71	3	4	.429
Indiana State	21	1958	1	2	.333
Kearney State (Neb.)	11	1967	0	2	.000
La Verne (Calif.)	3	1969	4	2	.667
Lewis (Ill.)	20	1962-63-66-71	10	8	.556
Linfield (Ore.)	2	1966-71	9	1	.900
Lincoln Memorial (Tenn.)	24	1957	1	2	.333
Livingston (Ala.)	27	1970	2	2	.500
Mayville State (N.D.)	12	1958-63-64	2	7	.222
Minot State (N.D.)	12	1962	0	2	.000
Missouri Valley	16	1966	1	2	.333
Morningside (Iowa)	15	1960	0	2	.000
New Haven (Conn.)	32	1966-70	2	4	.333
New Mexico Highlands	7	1966-67	5	2	.714
Northeast Louisiana State	30	1970	4	2	.667
Occidental (Calif.)	3	1967	2	2	.500
Omaha, U. of Nebraska at	11	1959-60-61-65-66	11	10	.524
Oshkosh State (Wis.)	14	1971	1	2	.333
Paterson State (N.J.)	31	1959	0	2	.000
Pembroke State (N.C.)	29	1970	1	2	.333
Pfeiffer (N.C.)	26	1968	1	2	.333
Portland State (Ore.)	2	1962	3	2	.600
Rollins (Fla.)	23	1957-59	4	3	.571
Sacramento St. (Calif.)	3	1961	4	2	.667
Sam Houston St. (Tex.)	4	1960-61-62-63-64-65	11	10	.524
San Diego State (Calif.)	3	1958	3	0	1.000
Simpson (Iowa)	15	1958	3	1	.750
Slippery Rock St. (Pa.)	18	1961	0	2	.000
Southern Illinois	20	1959-60	1	3	.250
Southern (La.)	30	1959-60-65-66	9	7	.563
Southwestern Okla. St.	9	1957-58-71	5	4	.556
St. Cloud State (Minn.)	13	1958-69	6	3	.667
Sul Ross State (Tex.)	4	1957-58-59-68	5	6	.455

ALL-TIME TOURNAMENT RECORDS (Continued)

	<u>DIST.</u>	<u>YEAR(S)</u>	<u>WON</u>	<u>LOST</u>	<u>PCT.</u>
Taylor (Ind.)	21	1969	1	2	.333
Wartburg (Iowa)	15	1964	2	1	.667
West Liberty St. (W.Va.)	28	1964	5	1	.833
Western Illinois	20	1957	2	1	.667
Western Washington St.	1	1959-64-65	3	6	.333
Whitewater State (Wis.)	14	1965	1	2	.333
Whitworth (Wash.)	1	1960	4	1	.800
William Carey (Miss.)	27	1969	4	1	.800
William Jewell (Mo.)	16	1957-67-68-70	5	7	.417
Winona State (Minn.)	13	1961-62-63	4	6	.400

NAIA NATIONAL BASEBALL TOURNAMENT RECORDS

INDIVIDUAL BATTING

- MOST YEARS PLAYED IN TOURNAMENT--4, Joe Haney, Carlo Gott, Jimmy Dodd, Jerry Register, John Skeeters, Sam Houston State (Tex.)
- MOST GAMES PLAYED IN TOURNAMENT-14, Jack Vaccaro, Omaha; Joe Haney, Carlo Gott, Jimmy Dodd, Sam Houston State; Art Collazo, Lee Ware, Glassboro State (N.J.)
- HIGHEST BATTING AVERAGE, TOURNAMENT-(10 or more plate appearances)--.727, Chuck Zane, Winona State (Minn.) (8 for 11), 1961. (20 or more appearances)--.565, Jeff Peck, Eastern Michigan (13 for 23), 1970.
- HIGHEST BATTING AVERAGE, TWO OR MORE TOURNAMENTS--.417, Chuck Zane, Winona State, three years (15 for 36).
- MOST TIMES AT BAT, NINE-INNING GAME--6, by many.
- MOST TIMES AT BAT, EXTRA INNING GAME--9, Lance Johnson, Winona State, 1961.
- MOST TIMES AT BAT, TOURNAMENT--30, Larry Kozeny, Omaha, 1959.
- MOST TIMES AT BAT, ALL TOURNAMENTS--61, Carlo Gott, Sam Houston State (4 years).
- (Next six categories based on 10 or more official at bats)
- HIGHEST BATTING AVERAGE, FIRST BASEMAN--.481, Mike Springer, Linfield, 1971.
- HIGHEST BATTING AVERAGE, SECOND BASEMAN--.571, Gary Bowen, Eastern Michigan, 1968.
- HIGHEST BATTING AVERAGE, SHORTSTOP--.556, Bob Isenberg, Indiana (Pa.), 1971.
- HIGHEST BATTING AVERAGE, THIRD BASEMAN--.565, Jeff Peck, Eastern Michigan, 1970.
- HIGHEST BATTING AVERAGE, CATCHER--.462, Bural Etheredge, New Mexico Highlands, 1967, .462, Dave Bauer, Oshkosh State (Wis.), 1971.
- HIGHEST BATTING AVERAGE, OUTFIELDER--.727, Chuck Zane, Winona State, 1961.
- MOST RUNS, GAME--5, Gerald Wayt, San Diego State vs Southwestern Okla. State, 1958.
- MOST RUNS, TOURNAMENT--9, Wally Cockrell, East Carolina, 1961 (6 games); Harold Scroggins, Lewis, 1966 (6 games); Larry Kozeny; Dick Siekman, Omaha, 1959 (7 games); Jimmy Fields, Georgia Southern, 1968 (7 games), and Larry Turner, Northeast Louisiana State, 1970 (6 games).
- MOST RUNS, ALL TOURNAMENTS--13, Joe Haney, Sam Houston State (4 years).
- MOST HITS, NINE-INNING GAME--5, Darryl Gulbrandson, Mayville State vs College of the Ozarks, 1958; Rocco Reed, Linfield vs Lewis, 1966.
- MOST CONSECUTIVE HITS--7, Sandy Gann, Guilford, 1966.
- MOST HITS, TOURNAMENT--13, Larry Kozeny, Omaha, 1959 (7 games); Jeff Peck, Eastern Mich., 1970 (6 games); David Harrell, N.E. Louisiana St., 1970 (6 games); Mike Springer, Linfield, 1971 (6 games); Ron Webb, Linfield, 1971 (6 games).
- MOST HITS, ALL TOURNAMENTS--19, Carlo Gott, Sam Houston State (4 years).
- MOST PINCH HITS, TOURNAMENT--2, James Walker, Southern (La.), 1965; Roddy Michele, Georgia Southern, 1968.
- MOST SINGLES, GAME--4, by many.
- MOST SINGLES, TOURNAMENT--11, David Harrell, Northeast Louisiana State, 1970 (6 games).
- MOST SINGLES, ALL TOURNAMENTS--15, Carlo Gott, Sam Houston State (4 years).
- MOST DOUBLES, GAME--3, Jack Vaccaro, Omaha vs Western Washington State, 1959; Fred Davis, Sul Ross State vs. Southern (La.), 1959.

NAIA NATIONAL BASEBALL TOURNAMENT RECORDS (Continued)

INDIVIDUAL BATTING (Continued)

MOST DOUBLES, TOURNAMENT--4, Jack Vaccaro, Omaha, 1959.
MOST DOUBLES, ALL TOURNAMENTS--5, Jack Vaccaro, Omaha (3 years).
MOST TRIPLES, GAME--2, by five players
MOST TRIPLES, TOURNAMENT--3, Larry Kozeny, Omaha, 1959; Bill North, Central Washington State and Jimmy Fields, Georgia Southern, 1968.
MOST TRIPLES, ALL TOURNAMENTS--Same.
MOST HOME RUNS, GAME--2, by five players.
MOST HOME RUNS, TOURNAMENT--4, Larry Kozeny, Omaha, 1959.
MOST HOME RUNS, ALL TOURNAMENTS--5, Larry Kozeny, Omaha (2 years).
MOST RUNS BATTED IN, GAME--10, Larry Kozeny, Omaha vs Southern (La.), 1959.
MOST RUNS BATTED IN, TOURNAMENT--19, Larry Kozeny, Omaha, 1959.
MOST RUNS BATTED IN, ALL TOURNAMENTS--21, Larry Kozeny, Omaha (2 years).
MOST BASES ON BALLS, GAME--5, Louis Diess, Paterson State vs State College of Arkansas, 1959 and Fred Long, La Verne vs St. Cloud State, 1969.
MOST BASES ON BALLS, TOURNAMENT--15, Fred Long, La Verne, 1969.
MOST TIMES STRIKING OUT, GAME--4, by three players.
MOST TIMES STRIKING OUT, EXTRA INNING GAME--6, Lance Johnson, Winona State vs Defiance, 1961.
MOST TIMES STRIKING OUT, TOURNAMENT--10, Jim Matichak, Lewis, 1966.
MOST TIMES HIT BY PITCHER, GAME--2, by three players.
MOST TIMES HIT BY PITCHER, TOURNAMENT--2, by many.
MOST TOTAL BASES, GAME--14, Larry Kozeny, Omaha vs Southern U., 1959.
MOST TOTAL BASES, TOURNAMENT--31, Larry Kozeny, Omaha, 1959 (7 games).
MOST TOTAL BASES, ALL TOURNAMENTS--40, Larry Kozeny, Omaha (2 years).
MOST TIMES AT BAT WITHOUT HIT, TOURNAMENT--18, Bill Mallard, Georgia Southern, 1960.

TEAM BATTING

HIGHEST BATTING AVERAGE, TOURNAMENT--.377, Rollins, 1959 (4 games).
LOWEST BATTING AVERAGE, TOURNAMENT--.068, William Jewell, 1967 (2 games).
MOST HITS, GAME--22, Sam Houston State vs California State, 1963.
MOST HITS, GAME, BY BOTH TEAMS--37, Mayville State (20) vs College of the Ozarks (17), 1958.
MOST HITS, TOURNAMENT--74, Omaha, 1959 (7 games); 62, Northeast Louisiana State, 1970 (6 games).
MOST SINGLES, GAME--16, Sam Houston State vs California State, 1963.
MOST SINGLES, TOURNAMENT--52, Northeast Louisiana State, 1970 (6 games)
MOST DOUBLES, GAME--6, State College of Arkansas vs Rollins, 1959.
MOST DOUBLES, TOURNAMENT--10, Rollins, 1959; Georgia Southern, 1968.
MOST TRIPLES, GAME--4, Georgia Southern vs William Jewell, 1968.
MOST TRIPLES, TOURNAMENT--11, Georgia Southern, 1968 (7 games).
MOST HOME RUNS, GAME--3, by seven teams.
MOST HOME RUNS, TOURNAMENT--9, Omaha, 1959 (7 games).
MOST TIMES AT BAT, GAME--47, Mayville State vs College of the Ozarks, 1958.
MOST TIMES AT BAT, BOTH TEAMS--88, Mayville State (47) vs College of the Ozarks (41), 1958.
MOST TIMES AT BAT, EXTRA INNING GAME--59, Winona State vs Defiance, 1961.
MOST TIMES AT BAT, BOTH TEAMS, EXTRA INNING GAME--111, Winona State (59) vs Defiance (52), 1961.
FEWEST TIMES AT BAT, BOTH TEAMS--54, Omaha vs Carson-Newman (both 27), 1965.
MOST TOTAL BASES, GAME--34, Rollins vs State College of Arkansas, 1959.
MOST TOTAL BASES, TOURNAMENT--126, Omaha, 1959.
MOST RUNS, GAME--23, San Diego State vs Southwestern Oklahoma State, 1958.
MOST RUNS, GAME, BY BOTH TEAMS--32, San Diego State (23) vs S.W. Oklahoma State (9), 1958.

TEAM BATTING (Continued)

MOST RUNS, TOURNAMENT--69, Omaha, 1959 (7 games).
MOST BASES ON BALLS RECEIVED, GAME--17, Appalachian State U. vs David Lipscomb (Tenn.), 1971
MOST BASES ON BALLS, EXTRA-INNING GAME--15, Winona State vs California State, 1962.
MOST BASES ON BALLS RECEIVED, TOURNAMENT--49, East Carolina, 1969 (6 games) and
La Verne (Calif.) 1969 (6 games).
MOST HITS BY A PITCHER, GAME--4, Ray Burris, Southwestern State College (Okla.) vs
Oshkosh State (Wis.), 1971.
MOST HITS BY A PITCHER, TOURNAMENT--5, Omaha, 1959; Georgia Southern, 1960.
MOST RUNS BATTED IN, GAME--18, San Diego State vs Southwestern Oklahoma State, 1958;
Sam Houston State vs California State, 1963.
MOST RUNS BATTED IN, TOURNAMENT--58, Omaha, 1959 (7 games).
MOST RUNS, INNING--12, San Diego State vs Southwestern Okla. St. (3rd inning), 1958.
MOST LEFT ON BASES, GAME--16, Southwestern Oklahoma State vs Western Illinois, 1957;
Omaha vs Grambling, 1961.
MOST LEFT ON BASES, EXTRA-INNING GAME--19, Defiance vs Winona State, 1961 (both teams).
MOST LEFT ON BASES, TOURNAMENT--63, Sacramento State, 1961 (6 games).

INDIVIDUAL FIELDING

(Leaders in following seven categories based on most chances handled perfectly)

HIGHEST FIELDING AVERAGE:

FIRST BASEMAN--1,000, Rocky Roe, Eastern Michigan, 1970 (52 PO, 5A, 57 TC).
SECOND BASEMAN--1,000, Carlo Gott, Sam Houston State, 1965 (12 PO, 19 A, 31 TC).
SHORTSTOP--1,000, Floyd Shuler, West Liberty State, 1964 (15 PO, 14 A, 29 TC).
THIRD BASEMAN--1,000, Bob Miller, Lewis, 1966 (8 PO, 12 A, 20
OUTFIELDER--1,000, Wally Cockrell, East Carolina, 1961 (23 PO, 1 A, 24 TC).
CATCHER--1,000, W. A. Wright, Carson-Newman, 1965 (65 PO, 5 A, 70 TC).
PITCHER--1,000, Jimmy Dobson, Georgia Southern, 1968 (1 PO, 9 A, 10 TC).

MOST CHANCES ACCEPTED:

FIRST BASEMAN, GAME--16, Mike Welch, Occidental vs Kearney State, 1967; Roland Goulet,
Glassboro State vs Occidental, 1967.
EXTRA INNING GAME--16, Lyle Papenfuss, Winona State vs Defiance, 1961; and Gary
Busse, Taylor vs Glassboro State, 1969.
TOURNAMENT--67, Larry Kozeny, Omaha, 1959 (7 games).
SECOND BASEMAN, GAME--12, Richard Jones, Southern Illinois vs Sul Ross State, 1959;
12, Emil Verban, Lewis (Ill.) vs David Lipscomb, 1971.
EXTRA INNING GAME--15, Bob Lietzau, Winona State vs Defiance, 1961.
TOURNAMENT--46, Ron Cawthon, Georgia Southern, 1968 (7 games).
SHORTSTOP, GAME--11, Rick Beeler, Lewis (Ill.) vs David Lipscomb (Tenn.), 1971.
EXTRA INNING GAME--11, Roger Kittleson, Wartburg vs West Liberty State, 1964;
David Brown, Defiance vs Winona State, 1961.
TOURNAMENT--38, Larry Libeer, William Jewell, 1968 (5 games).
THIRD BASEMAN, GAME--9, Jay Bandonis, Linfield vs Lewis, 1966.
EXTRA INNING GAME--Same.
TOURNAMENT--24, Larry Kozeny, Omaha, 1959 (7 games).
CATCHER, GAME--20, Dennis Rieger, Whitworth vs Morningside, 1960.
EXTRA INNING GAME--25, W. A. Wright, Carson-Newman vs Whitewater State, 1965.
TOURNAMENT--70, W. A. Wright, Carson-Newman, 1965 (4 games).
OUTFIELDER, GAME--9, Lowell Frederick, Defiance vs Omaha, 1961.
EXTRA INNING GAME--Same.
TOURNAMENT--24, Wally Cockrell, East Carolina, 1961 (6 games).
PITCHER, GAME--6, by many players.
EXTRA INNING GAME--7, Joe Niekro, West Liberty State vs Sam Houston State, 1964.
TOURNAMENT--12, Bill Kouns, William Carey, 1969.

INDIVIDUAL FIELDING (Continued)

MOST ERRORS:

PITCHER, GAME--3, Bob Littleton, Missouri Valley vs Southern, 1966; Jim Nevin, Georgia Southern vs Grambling, 1967.
TOURNAMENT--3, Bob Littleton, Missouri Valley, 1967; Jim Nevin, Georgia Southern, 1967 and Dan Parker, Livingston (Ala.), 1970.
CATCHER, GAME--3, Dan Voitovich, Slippery Rock State vs Grambling, 1961.
TOURNAMENT--4, Dan Voitovich, Slippery Rock State, 1961 and Mike Lacheur, La Verne, 1969.
FIRST BASEMAN, GAME--3, Dave Minnick, David Lipscomb (Tenn.), 1971.
TOURNAMENT--6, Dave Minnick, David Lipscomb (Tenn.), 1971.
SECOND BASEMAN, GAME--3, Spencer Gaylord, East Carolina vs Sam Houston State, 1961.
TOURNAMENT--4, Spencer Gaylord, East Carolina, 1961; George Phipps, Defiance, 1961; and Art LaGrange, Northeast Louisiana State, 1970.
SHORTSTOP, GAME--4, Harold Wilson, Lincoln Memorial vs Buena Vista, 1957 and Ted Blake, Emporia State vs La Verne, 1969.
TOURNAMENT--7, Mike Avery, Linfield (Ore.), 1971.
THIRD BASEMAN, GAME--4, Joe Gore, Indiana State vs Elon, 1958; Larry Hancock, California Western vs East Carolina, 1963.
TOURNAMENT--6, Larry Hancock, California Western, 1963.
OUTFIELDER, GAME--2, by many.
TOURNAMENT--2, by many.
MOST PASSED BALLS, GAME--3, Gene Vidoni, Eastern Illinois vs Sam Houston State, 1964.
TOURNAMENT--4, Wilbert Hammond, Grambling, 1964; Tom Howland, Georgia Southern, 1960; Forrest Stephenson, William Carey, 1969.

TEAM FIELDING

MOST CHANCES ACCEPTED, GAME-----54, La Verne vs St. Cloud State, 1969.
EXTRA INNING GAME-----73, Winona State vs Defiance, 1961.
MOST CHANCES ACCEPTED, TOURNAMENT-----276, Georgia Southern, 1968 (7 games); 263, West Liberty State, 1964 (6 games); 260

MOST DOUBLE PLAYS, GAME-----4, by Linfield (Ore.) vs Lewis (Ill.), 1971.
MOST DOUBLE PLAYS, BOTH TEAMS-----6, Lewis (Ill.) (3) vs Indiana Pa. (3), 1971.
MOST DOUBLE PLAYS, TOURNAMENT-----10, Lewis College (Ill.), 1971.
MOST TRIPLE PLAYS-----1, Sam Houston State vs Portland State, 1962.
MOST ASSISTS, GAME-----21, Grambling vs East Carolina State, 1963; New Mexico Highlands vs Glassboro State, 1967; La Verne vs St. Cloud State, 1969.
EXTRA INNING GAME-----25, Winona State vs Defiance, 1961
FEWEST ASSISTS, GAME-----3, Whitworth vs Morningside, 1961; East Carolina vs Omaha, 1961; Omaha vs Sam Houston State, 1965.
MOST ASSISTS, TOURNAMENT-----87, Omaha, 1959 (7 games); 77, West Liberty State, 1964 (6 games); 69, William Jewell, 1968 (5 games); 62, New Mexico Highlands, 1967 (4 games).
MOST ERRORS, GAME-----10, Lewis vs Winona State, 1963.
MOST ERRORS, TOURNAMENT-----25, Linfield (Ore.), 1971.
HIGHEST FIELDING AVERAGE, TOURNAMENT-----.988, Glassboro State, 1969 (4 games); --.1000, Emporia State, 1970 (2 games).

TOURNAMENT OVERALL RECORDS

HIGHEST BATTING AVERAGE, ALL TEAMS----- .291, 1971
LOWEST BATTING AVERAGE, ALL TEAMS----- .194, 1962.
HIGHEST EARNED RUN AVERAGE, ALL TEAMS----- 5.41, 1971.
LOWEST EARNED RUN AVERAGE, ALL TEAMS----- 1.89, 1965.
HIGHEST FIELDING AVERAGE, ALL TEAMS----- .956, 1121 TC, 49 E, 1967.
LOWEST FIELDING AVERAGE, ALL TEAMS----- .916, 1961.

TOURNAMENT OVERALL RECORDS (Continued)

MOST HITS, ALL TEAMS-----313, 1971.
MOST RUNS, ALL TEAMS-----214, 1959.
MOST DOUBLES, ALL TEAMS----- 50, 1959.
MOST TRIPLES, ALL TEAMS----- 38, 1971.
MOST HOME RUNS, ALL TEAMS----- 18, 1959 and 1961.
MOST RUNS-BATTED-IN, ALL TEAMS-----180, 1959.
MOST WALKS, ALL TEAMS-----173, 1971.
MOST HIT BATSMEN, ALL TEAMS----- 18, 1959 and 1960.
MOST STOLEN BASES, ALL TEAMS----- 34, 1963.
MOST DOUBLE PLAYS, ALL TEAMS----- 32, 1971
MOST TIMES STRIKING OUT, ALL TEAMS-----233, 1961.
MOST LEFT-ON-BASE, ALL TEAMS-----262, 1971.
MOST SACRIFICE HITS, ALL TEAMS----- 37, 1970.
MOST SACRIFICE FLYS, ALL TEAMS----- 19, 1971.

INDIVIDUAL PITCHING

MOST GAMES PITCHED, TOURNAMENT-----5, Rich Stonum, William Jewell, 1968.
MOST GAMES PITCHED, ALL TOURNAMENTS--7, Rich Stonum, William Jewell, 1967, 1968; Ken Lange and Sal Ingemi, Glassboro State, 1965, 1967, 1968.
MOST COMPLETE GAMES PITCHED, TOURNAMENT----3, Ken Lange, Glassboro State, 1967.
MOST COMPLETE GAMES PITCHED, ALL TOURNAMENTS----5, Ken Lange, Glassboro State (3 Years).
MOST SHUTOUTS PITCHED, TOURNAMENT---1, by many.
MOST SHUTOUTS PITCHED, ALL TOURNAMENTS----1, by many.
MOST STRIKEOUTS, NINE-INNING GAME----19, Larry Crayton, East Carolina vs Grambling, 1961; Mark Dilley, Winona State vs California St., 1962.
MOST STRIKEOUTS, EXTRA INNING GAME---22, Clyde Wright, Carson-Newman vs Whitewater State; 1965 (13 innings pitched).
MOST CONSECUTIVE STRIKEOUTS----- 6, Clyde Parquet, Grambling vs Slippery Rock, 1961.
MOST STRIKEOUTS, TOURNAMENT-----37, Ray Washburn, Whitworth, 1960 (19 innings); Clyde Wright, Carson-Newman, 1965 (22 innings).
MOST STRIKEOUTS, ALL TOURNAMENTS----47, Ken Lange, Glassboro State (3 Years).
MOST WALKS, GAME-----10, Bob Dostal, Omaha vs Western Washington, 1959.
FEWEST WALKS, GAME----- 0, by many.
MOST WALKS, TOURNAMENT-----19, Ted Hendry, Portland State, 1962.
MOST WALKS, ALL TOURNAMENTS-----24, Sal Ingemi, Glassboro State, 1965, 1967, 1968.
MOST GAMES WON, TOURNAMENT----- 3, Ken Lange, Glassboro State, 1967; Woody Mills, Eastern Michigan, 1970; Butch Stinson, David Lipscomb, 1971; Vince Doherty, Linfield, 1971.
MOST GAMES WON, ALL TOURNAMENTS----- 5, Ken Lange, Glassboro State (3 Years).
MOST GAMES LOST, TOURNAMENT----- 2, by seven players.
MOST GAMES LOST, ALL TOURNAMENTS----- 3, Candy Robinson, Grambling (3 years); Sal Ingemi, Glassboro State (3 years).
MOST INNINGS PITCHED, TOURNAMENT-----28, Jimmy Dobson, Georgia Southern, 1968.
MOST INNINGS PITCHED, ALL TOURNAMENTS--51, Ken Lange, Glassboro (3 years).
LOWEST EARNED RUN AVERAGE, TOURNAMENT--0.00, Ray Washburn, Whitworth, 1960 (19 IP).
FEWEST HITS ALLOWED, NINE-INNING GAME--1, Tracy Rivers, Georgia Southern vs Whitworth, 1960; John Manney, Carson-Newman vs Omaha, 1965; Jimmie Jackson, Grambling vs William Jewell, 1967.
FEWEST HITS ALLOWED, COMPLETE GAME-----0, Alton Arnold, Sam Houston State vs Defiance, 1961, 8 innings, game halted by 10-run rule; Clyde Parquet, Grambling vs Slippery Rock State, 5 innings, game called due to fog, 1961.
MOST WILD PITCHES, GAME-----3, Larry Crayton, East Carolina vs Winona State, 1961.
MOST WILD PITCHES, TOURNAMENT-----4, Spike Grosvenor, Whitworth, 1960.
MOST HITS ALLOWED, NINE-INNING GAME---16, Lacy West, East Carolina vs Sacramento State, 1962, and Mike Colgrove, William Jewell vs Livingston(Ala.)1970.
MOST HIT BATSMEN, TOURNAMENT-----2, by many.
MOST HIT BATSMEN, ALL TOURNAMENTS-----4, Sal Ingemi, Glassboro State (3 years).

TEAM PITCHING, TOURNAMENT

MOST COMPLETE GAMES-----4, Georgia Southern (1962), Sam Houston State (1965), Linfield (1966) (all 4 games); William Carey, 1969 (5 games); 5, Sacramento State and East Carolina, 1961; Northeast Louisiana State, 1970 (6 games).

MOST SHUTOUTS-----3, Whitworth, 1960.

MOST STRIKEOUTS-----65, Carson-Newman, 1965 (4 games).

MOST WALKS-----46, David Lipscomb (Tenn.), 1971 (6 games); 39, St. Cloud State, 1969 (5 games); 28, Lewis College, 1971 (4 games).

MOST HIT BATSMEN-----6, Georgia Southern, 1960 (6 games); 4, Grambling, 1961 (4 games).

MOST HITS ALLOWED-----78, Omaha, 1959 (7 games); 45, Sacramento State and East Carolina, 1961 (6 games); 48, Southern Louisiana, 1959 (5 games); 43, Western Washington, 1959 (4 games).

FEWEST HITS ALLOWED-----14, Carson-Newman, 1965 (4 games); 27, Portland State, 1962 (5 games); 26, Georgia Southern, 1960 (6 games).

LOWEST EARNED RUN AVERAGE--0.00, Anderson, 1965 (2 games); 0.79, Georgia Southern, 1962 (4 games); 1.26, Omaha, 1965 (5 games); 0.85, Northeast Louisiana State, 1970 (6 games).

FEWEST RUNS ALLOWED-----5, Georgia Southern, 1962 (4 games); 12, Omaha, 1965 and Portland State, 1962 (5 games); 11, Georgia Southern, 1960 (6 games).

MOST RUNS ALLOWED-----50, Omaha, 1959 (7 games); 36, East Carolina, 1961 (6 games); 36, St. Cloud State, 1969 (5 games); 30, Rollins, 1959 (4 games).

INDIVIDUAL BASE-RUNNING RECORDS

MOST STOLEN BASES, GAME-----4, Jerry Bartley, Omaha vs Southern, 1959.

MOST STOLEN BASES, TOURNAMENT--7, Jimmie Fields, Georgia Southern, 1968.

TEAM BASE-RUNNING RECORDS

MOST STOLEN BASES, GAME-----9, Sam Houston State vs California State, 1963.

MOST STOLEN BASES, TOURNAMENT--18, La Verne, 1969 (6 games)

MISCELLANEOUS TEAM RECORDS

MOST PLAYERS, ONE TEAM, NINE INNINGS---16, by three teams.

MOST PLAYERS, USED, ONE TEAM, EXTRA INNINGS---17, California State vs Winona State, 1962.

MOST PLAYERS, BOTH TEAMS, NINE INNINGS--28, Eastern Illinois (16) vs Mayville State (12), 1964 and William Carey (15) vs La Verne (13), 1969.

MOST PLAYERS, BOTH TEAMS, EXTRA INNINGS--29, Defiance (15) vs Winona State (14), 1961.

MOST PITCHERS, TEAM---6, Kearney State vs Occidental, 1967.

MOST PITCHERS, BOTH TEAMS---8, Omaha (4) vs Glassboro State (4), 1965 and St. Cloud State (5) vs La Verne (3), 1969.

LONGEST GAME, BY INNINGS--16, Defiance 10, Winona State 9, 1961; Wartburg 2, West Liberty State 1, 1964.

LONGEST CHAMPIONSHIP GAME, BY INNINGS--13, William Jewell 4, Georgia Southern 3, 1968.

LONGEST GAME, BY TIME--4:40, San Diego State 23, SW Oklahoma St. 9, 1958 (9 innings).

SHORTEST GAME, BY TIME, NINE INNINGS--1:39, Glassboro State 2, Occidental 1, 1967.

MOST ERRORS, GAME, BOTH TEAMS--16, Defiance vs Winona State (both 8), 1961.

MOST TOTAL BASES, GAME, BOTH TEAMS--50, Mayville State (27) vs College of the Ozarks (23), 1958.

MOST YEARS COMPETING IN TOURNAMENT--6, Sam Houston State.

MOST GAMES WON IN TOURNAMENT--16, Georgia Southern (5 years).

NAIA INDIVIDUAL STATISTICAL CHAMPIONS

TWO BASE HITS*

1971 Tommy Hayes, Western Carolina (N.C.)	0.65
1970 Leo Veleas, New Haven (Conn.)	0.58
1969 Randy Gettman, Adams St. (Colo.)	0.44
1968 John Kerr, Belmont Abbey (N.C.)	0.50
1967 Ronald Woods, Knoxville (Tenn.)	0.72
1966 Roe Skidmore, Millikin (Ill.)	0.53
1965 Lawrence Williams, Allen (S.C.)	0.83
1964 John Skeeters, Sam Houston St.	14
1963 Randy Ewing, Pfeiffer (N.C.) and Wilbur Huckle, Sul Ross State	11
1962 Dick McAnulty, La Verne (Calif.)	14
1961 John Koehler, Colo. St. Colo.	13
1960 Bob Sekula, Western New Mexico	12

THREE BASE HITS*

1971 Barry Snyder, Erskine (S.C.)	0.35
1970 J. M. Johnson, Lincoln (Tenn.)	0.58
1969 LeRoy Sikes, Wiley (Tex.)	0.33
1968 Joseph Lechner, Calif. St. (Pa.)	0.26
1967 Ralph Garr, Grambling (La.)	0.33
1966 Dennis Marriott, Salisbury (Md.)	0.28
1965 Ken Dalzell, Bridgewater (Mass.)	0.33
1964 Jim Fairey, Erskine (S.C.)	7
1963 Euna Edwards, Hampton Inst. (Va.)	7
1962 Tony Garcia, La Verne (Calif.)	8
1961 Perry McGee, Grambling (La.)	6
1960 Bill Smith, Pembroke State (N.C.)	7

HOME RUNS*

1971 Mike Anthony, Gardner Webb (N.C.)	0.55
1970 Rich Orr, Illinois College	0.45
1969 Rick Atkinson, Greenville (Ill.)	0.55
1968 Mike Michalek, Milton (Wis.)	0.56
1967 Pete Barnes, Southern (La.)	0.32
1966 Dave Lopes, Iowa Wesleyan	0.47
1965 Robert Ritchie, Nichols (Mass.)	0.50
1964 Jim Fairey, Erskine (S.C.)	11
1963 H. S. Duke, Dallas (Tex.)	12
1962 LeRoy Brubaker, La Verne (Calif.)	11
1961 Dave Hite, La Verne (Calif.)	9
1960 Bob Hammett, Pepperdine (Calif.)	9

RUNS BATTED IN*

1971 Randy Gettman, Adams State (Colo.)	1.60
1970 Bob Billings, Appalachian St. (N.C.)	1.65
1969 Randy Gettman, Adams St. (Colo.)	1.73
1968 Howard Johnson, Milton (Wis.)	1.71
1967 Pete Barnes, Southern (La.)	1.72
1966 Charles Stukes, Maryland State	2.66
1965 Robert Ritchie, Nichols (Mass.)	3.83
1964 H. S. Duke, Dallas (Tex.)	40
1963 Ed Spiezio, Lewis (Ill.)	42
1962 Ed Spiezio, Lewis (Ill.)	48
1961 John Koehler, Colo. St. Col.	51
1960 Wes Parker, Claremont-Mudd (Calif.)	49

RUNS*

1971 Larry Foster, Jacksonville (Ala.)	1.53
1970 Jim Pascarella, New Haven (Conn.)	1.56
1969 Henry Coshey, Fort Valley St. (Ga.)	1.50
1968 Frank Rossi, Montclair St. (N.J.)	1.56
1967 Dave Blatchford, Pacific (Ore.)	1.54
1966 Pennington Hebron, Maryland St.	1.73
1965 Jerry Gentile, New Haven (Conn.)	1.87
1964 Jim Stillinger, La Verne (Calif.)	38
1963 Randy Ewing, Pfeiffer (N.C.)	51
1962 Tony Garcia, La Verne (Calif.)	55
1961 John Koehler, Colo. St. Col.	58
1960 Bill Smrtnik, Westmont (Calif.)	47

STOLEN BASES*

1971 Ted Harper, Southern Calif. Col.	0.84
1970 Cliff Hays, Jackson St. (Miss.)	1.88
1969 Oscar Lewis, Frostburg (Md.)	1.50
1968 Tom Semon, New York Tech	1.53
1967 Bob Sutton, Frostburg St. (Md.)	1.54
1966 Charles Stukes, Maryland State	1.66
1965 Jerry Gentile, New Haven (Conn.)	1.58
1964 Jim Stillinger, La Verne (Calif.) and Ed Brooks, Western Illinois, and Gary Morris, Dallas (Tex.)	27
1963 Tony Garcia, La Verne (Calif.)	42
1962 John Papandenis, Samford (Ala.), and Luis Alamia, New Mexico Highlands	33
1961 Gary Mayes, Culver-Stockton (Mo.)	30
1960 Bob Williams, Southern (La.)	23

BATTING

1971 Steve Henry, Yankton (S.D.)	.558
1970 Gary Owens, School of the Ozarks	.500
1969 Larry Niwa, Lake Forest (Ill.)	.540
1968 Jim LaRusso, Monmouth (N.J.)	.500
1967 Ralph Garr, Grambling (La.)	.568
1966 Tom Fulcher, Wayne State (Neb.)	.537
1965 Robert Ritchie, Nichols (Mass.)	.579
1964 Frank Smith, Hampton Inst. (Va.)	.543
1963 James Morrow, Stillman (Ala.)	.544
1962 Larry Green, Ouchita (Ark.)	.565
1961 Jack Vaccaro, Omaha (Neb.)	.528
1960 Bob Sekula, Western New Mexico	.569

*Beginning in 1965, leaders are figured on basis on number per game (14 game minimum).

NAIA INDIVIDUAL STATISTICAL CHAMPIONS (Cont.) NAIA TEAM STATISTICAL CHAMPIONS

EARNED RUN AVERAGE

1971 Dick Holman, Milton (Wis.)	0.51
1970 Ron Keil, Pacific (Ore.)	0.66
1969 Edward Booth, Wilmington (N.C.)	0.22
1968 Tom Cain, Wartburg (Iowa)	0.31
1967 Jimmie Jackson, Grambling (La.)	0.71
1966 Eddie Fisher, Valdosta St. (Ga.)	0.85
1965 Don Wilson, Kearney State (Neb.)	0.50
1964 Alex Pero, Grambling (La.)	0.00
1963 Larry Edwards, Erskine (S.C.)	0.22
1962 Hillary Bossier, Grambling (La.)	0.53
1961 Clyde Parquet, Grambling (La.)	0.65
1960 Charles Gray, Southern (La.)	0.56

BATTING

1971 Jackson State (Miss.)	.389
1970 Jackson State (Miss.)	.369
1969 Greenville (Ill.)	.334
1968 South Carolina State	.362
1967 Grambling (La.)	.342
1966 Maryland State	.352
1965 Allen (S.C.)	.368
1964 Albuquerque (N.M.)	.337
1963 Grambling (La.)	.342
1962 La Verne (Calif.)	.360
1961 Grambling (La.)	.362
1960 Western New Mexico	.343

STRIKEOUTS (per nine innings)

1971 Dick Holman, Milton (Wis.)	12.57
1970 Charles Arrendale, Marion (Ind.)	18.46
1969 Dennis Iverson, Winona St. (Minn.)	15.32
1968 James Michal, Loras (Iowa)	14.23
1967 Steve Wilmet, St. Norbert (Wis.)	16.1
1966 Charles Wilkins, Cedarville (Ohio)	15.5
1965 Alex Pero, Grambling (La.)	18.4
1964 Marty Pattin, Eastern Illinois	13.6
1963 Ron Kelley, Peru State (Neb.)	16.0
1962 Roger Fenrick, Milton (Wis.)	14.9
1961 Bob Baird, Carson-Newman (Tenn.)	16.8
1960 Charles Gray, Southern (La.)	12.2


PITCHING

1971 Milton (Wis.)	1.15
1970 Wilmington (N.C.)	1.38
1969 Wilmington (N.C.)	0.67
1968 Wilmington (N.C.)	1.24
1967 Grambling (La.)	1.07
1966 Jackson State (Miss.)	1.02
1965 Carson-Newman (Tenn.)	0.92
1964 Pembroke State (N.C.)	0.61
1963 Grambling (La.)	0.96
1962 Wartburg (Iowa)	1.74
1961 Pikeville (Ky.)	1.23
1960 Lyndon State (Vt.)	

FIELDING

1971 Southwestern (Tex.)	.971
1970 Kansas Wesleyan	.973
1969 West Georgia	.978
1968 New York Tech	.983
1967 West Georgia	.980
1966 Culver Stockton (Mo.)	.968
1965 West Georgia	.982
1964 West Georgia	.977
1963 St. Cloud State (Minn.)	.962
1962 California State (Pa.)	.962
1961 Grambling (La.)	.964
1960 Alma (Mich.)	.956

BASKETBALL



TRAVIS HITS BOARDS...Travis (The Machine) Grant of Kentucky State goes high in the air to pull a rebound away from Aaron James (23) of Grambling College (La.) in the quarterfinals of the NAIA Basketball Tournament as the Thorobreds eliminated Grambling, 93-81. Grant was the leading scorer in the Tournament for the second straight time and also voted the MVP this year.

BASKETBALL

The NAIA National Intercollegiate Basketball Tournament was inaugurated in 1937 at Kansas City, Missouri as an eight-team tournament. It was expanded to a 32-team bracket in 1938 and the tournament has remained in that format since, with the exception of 1944, when no tournament was held because of World War II, and 1945, when the bracket was reduced to 16 teams because of wartime travel limitations.

The tournament, then known as the National Association of Intercollegiate Basketball (NAIB) Tournament, was the first national championship tournament in the sport conducted by a national collegiate body. The NAIA basketball championships are administered by a tournament committee representing the NAIA Basketball Coaches' Association.

An All-Time NAIA tournament attendance record was established in 1971 as 72,528 persons watched the 34th renewal of the oldest national intercollegiate basketball championships. Kentucky State, for the second straight year, dominated play in the tournament, beating Eastern Michigan, 102-82, in the championship game.

PAST CHAMPIONS AND RUNNERS-UP

- 1971 - Kentucky State 102, Eastern Michigan 82
- 1970 - Kentucky State 79, Central Washington State 71
- 1969 - Eastern New Mexico 99, Maryland State 76
- 1968 - Central State (Ohio) 51, Fairmont State (W.Va.) 48
- 1967 - St. Benedict's (Kan.) 71, Oklahoma Baptist 65
- 1966 - Oklahoma Baptist 88, Georgia Southern 59
- 1965 - Central State (Ohio) 85, Oklahoma Baptist 51
- 1964 - Rockhurst (Mo.) 66, Pan American (Tex.) 56
- 1963 - Pan American (Tex.) 73, Western Carolina (N.C.) 62
- 1962 - Prairie View A&M (Tex.) 62, Westminster (Pa.) 53
- 1961 - Grambling (La.) 95, Georgetown (Ky.) 75
- 1960 - Southwest Texas State 66, Westminster (Pa.) 44
- 1959 - Tennessee State 97, Pacific Lutheran (Wash.) 87
- 1958 - Tennessee State 85, Western Illinois 73
- 1957 - Tennessee State 92, Southeastern Oklahoma State 73
- 1956 - McNeese State (La.) 60, Texas Southern 55
- 1955 - East Texas State 71, Southeastern Oklahoma State 54
- 1954 - St. Benedict's (Kan.) 62, Western Illinois 56
- 1953 - Southwest Missouri State 79, Hamline (Minn.) 71
- 1952 - Southwest Missouri State 73, Murray State (Ky.) 64
- 1951 - Hamline (Minn.) 69, Millikin (Ill.) 61
- 1950 - Indiana State 61, East Central Oklahoma State 47
- 1949 - Hamline (Minn.) 57, Regis (Colo.) 46
- 1948 - Louisville (Ky.) 82, Indiana State 70
- 1947 - Marshall (W.Va.) 73, Mankato State (Minn.) 59
- 1946 - Southern Illinois 49, Indiana State 40
- 1945 - Loyola (La.) 49, Pepperdine (Calif.) 36
- 1944 - No Tournament
- 1943 - Southeast Missouri State 34, Northwest Missouri State 32
- 1942 - Hamline (Minn.) 33, Southeastern Oklahoma State 31
- 1941 - San Diego State (Calif.) 36, Murray State (Ky.) 32
- 1940 - Tarkio (Mo.) 52, San Diego State (Calif.) 42
- 1939 - Southwestern (Kan.) 32, San Diego State (Calif.) 31
- 1938 - Central Missouri State 45, Roanoke (Va.) 30
- 1937 - Central Missouri State 35, Morningside (Iowa) 24

THIRD PLACE GAME RESULTS

- 1971 - Elizabeth City State (N.C.) 88, Fairmont State (W.Va.) 87 (OT)
- 1970 - Eastern New Mexico 77, Guilford (N.C.) 72 (OT)
- 1969 - Central Washington State 96, Elizabeth City State (N.C.) 82
- 1968 - Oshkosh State (Wis.) 102, Westminster (Pa.) 68
- 1967 - Central Washington State 106, Morris Harvey (W.Va.) 92
- 1966 - Grambling (La.) 111, Norfolk State (Va.) 110
- 1965 - Ouachita Baptist (Ark.) 78, Fairmont State (W.Va.) 71
- 1964 - Carson-Newman (Tenn.) 73, Emporia State (Kan.) 60
- 1963 - Grambling (La.) 107, Fort Hays State (Kan.) 86
- 1962 - Southeastern Oklahoma State 76, Western Illinois 62
- 1961 - Northern Michigan 101, Westminster (Pa.) 84
- 1960 - Tennessee State 100, William Jewell (Mo.) 65
- 1959 - Southwest Texas State 87, Fort Hays State (Kan.) 80
- 1958 - Texas Southern 121, Georgetown (Ky.) 109
- 1957 - Pacific Lutheran (Wash.) 87, Eastern Illinois 85
- 1956 - Pittsburg State (Kan.) 77, Wheaton (Ill.) 70
- 1955 - Western Illinois 77, Arkansas Tech 74
- 1954 - Southwest Missouri State 75, Arkansas Tech 61
- 1953 - Indiana State 74, East Texas State 71
- 1952 - Southwest Texas State 78, Portland (Ore.) 68
- 1951 - Baldwin-Wallace (Ohio) 82, Regis (Colo.) 78
- 1950 - Central Methodist (Mo.) 80, Tampa (Fla.) 67
- 1949 - Beloit (Wis.) 67, Indiana State 59
- 1948 - Hamline (Minn.) 59, Xavier (Ohio) 58
- 1947 - Northern Arizona 47, Emporia State (Kan.) 38
- 1946 - Pepperdine (Calif.) 82, Loyola (La.) 55
- 1945 - Eastern Kentucky State 56, Southern Illinois 49
- 1944 - No Tournament
- 1943 - North Texas State 59, Murray State (Ky.) 55 (OT)
- 1942 - Pittsburg State (Kan.) 58, Central Missouri State 47
- 1941 - West Texas State 43, Santa Barbara (Calif.) 35
- 1940 - Delta State (Miss.) 45, Hamline (Minn.) 26
- 1939 - Glenville State (W.Va.) 42, Peru State (Neb.) 26
- 1938 - Murray State (Ky.) 33, Washburn (Kan.) 24
- 1937 - Southwestern (Kan.) 46, State College of Arkansas 38

MOST VALUABLE PLAYERS

(Chuck Taylor Award)

- | | |
|-------------------------|-----------------------------|
| 1971 - Travis Grant | Kentucky State |
| 1970 - Greg Hyder | Eastern New Mexico |
| 1969 - Jake Ford | Maryland State |
| 1968 - John Jamerson | Fairmont State (W.Va.) |
| 1967 - Al Tucker | Oklahoma Baptist |
| 1966 - Al Tucker | Oklahoma Baptist |
| 1965 - Kenneth Wilburn | Central State (Ohio) |
| 1964 - Lucious Jackson | Pan American (Tex.) |
| 1963 - Lucious Jackson | Pan American (Tex.) |
| 1962 - Zelmo Beaty | Prairie View A&M (Tex.) |
| 1961 - Charles Hardnett | Grambling (La.) |
| 1960 - Charles Sharp | Southwest Texas State |
| 1959 - Dick Barnett | Tennessee State |
| 1958 - Dick Barnett | Tennessee State |
| 1957 - Jim Spivey | Southeastern Oklahoma State |
| 1956 - Bill Riegel | McNeese State (La.) |
| 1955 - Jim Miller | East Texas State |
| 1954 - Jerry Anderson | Southwest Missouri State |
| 1953 - Jerry Anderson | Southwest Missouri State |
| 1952 - Benny Purcell | Murray State (Ky.) |
| 1951 - Scotty Steagall | Millikin (Ill.) |

MOST VALUABLE PLAYERS (Continued)
(Chuck Taylor Award)

1950 - Clemens Rzeszewski	Indiana State
1949 - Hal Haskins	Hamline (Minn.)
1948 - Duane Klueh	Indiana State
1947 - Irvin Leifer	Eastern Washington
1946 - Gene Stotlar	Southern Illinois
1945 - Fred Lewis	Eastern Kentucky State
1944 - No Tournament	
1943 - Belus Smawley	Appalachian State (N.C.)
1942 - Gus Doerner	Evansville (Ind.)
1941 - Charles Thomas	Northwestern Louisiana State
1940 - Mel Waits	Tarkio (Mo.)
1939 - Edgar Hinshaw	Southwestern (Kan.)

CHARLES STEVENSON HUSTLE AWARD

1971 - Dave Cooper	Fairmont State (W.Va.)
1970 - David Allen	Central Washington State
1969 - Larry Vanzant	Eastern New Mexico
1968 - Mike Malone	Oshkosh State (Wis.)
1967 - Dave Benedict	Central Washington State
1966 - R. B. Lynam	Oklahoma Baptist
1965 - David Kossover	Ouachita Baptist (Ark.)
1964 - Ralph Telken	Rockhurst (Mo.)
1963 - Gil Luttrell	Carson-Newman (Tenn.)
1962 - Bill Douds	Westminster (Pa.)
1961 - Dick Vories	Georgetown (Ky.)
1960 - Chuckie Davis	Westminster (Pa.)
1959 - Roger Iverson	Pacific Lutheran (Wash.)
1958 - Bill McAfoos	Western Illinois

1971 ALL-TOURNAMENT TEAMS

FIRST TEAM

Travis Grant, Kentucky State
Kennedy McIntosh, Eastern Michigan
Elmore Smith, Kentucky State
David Cooper, Fairmont St. (W.Va.)
Fred Hilton, Grambling (La.)

SECOND TEAM

Michael Gale, Elizabeth City (N.C.)
William Graham, Kentucky State
Mike Ratliff, Eau Claire State (Wis.)
Lindell Reason, Eastern Michigan
James Silas, Stephen F. Austin (Tex.)

34TH ANNUAL NATIONAL INTERCOLLEGIATE BASKETBALL TOURNAMENT

FIRST ROUND

Kentucky State 100, St. Thomas (Minn.) 65
Central Washington State 98, Doane (Neb.) 73
Grambling (La.) 88, Mansfield State (Pa.) 78
Glassboro State (N.J.) 71, East Central Oklahoma State 60
Indiana (Pa.) 81, Eastern New Mexico 72
Elizabeth City State (N.C.) 90, Western New England (Mass.) 76
Northern State (S.D.) 88, Illinois Wesleyan 76
Stephen F. Austin (Tex.) 91, North Carolina-Asheville 73
Eau Claire State (Wis.) 66, Southern State (Ark.) 50
Earlham (Ind.) 105, Lewis & Clark (Ore.) 83
Whittier (Calif.) 65, Sacred Heart (Kan.) 59
Eastern Michigan 119, Ohio Dominican 81
North Carolina A&T 70, Drury (Mo.) 53
Jackson State (Miss.) 96, Northwestern (Ia.) 91
College of Great Falls (Mont.) 75, Augusta (Ga.) 71
Fairmont State (W.Va.) 79, Texas Southern 78

34TH ANNUAL NATIONAL INTERCOLLEGIATE BASKETBALL TOURNAMENT (Cont.)

SECOND ROUND

Kentucky State 73, Central Washington State 59
 Grambling (La.) 77, Glassboro State (N.J.) 75 (OT)
 Elizabeth City State (N.C.) 74, Indiana (Pa.) 72
 Stephen F. Austin (Tex.) 99, Northern State (S.D.) 62
 Eau Claire State (Wis.) 97, Earlham (Ind.) 76
 Eastern Michigan 71, Whittier (Calif.) 70 (OT)
 North Carolina A&T 86, Jackson State (Miss.) 73
 Fairmont State (W.Va.) 83, College of Great Falls (Mont.) 80

QUARTER FINALS

THIRD PLACE

Kentucky State 93, Grambling (La.) 81
 Elizabeth City State (N.C.) 90, Stephen
 F. Austin (Tex.) 88
 Eastern Michigan 87, Eau Claire State (Wis.) 80
 Fairmont St. (W.Va.) 78, North Carolina
 A&T 71

Elizabeth City State (N.C.) 88,
 Fairmont State (W.Va.) 87 OT

SEMI-FINALS

CHAMPIONSHIP

Kentucky St. 104, Elizabeth City St. (N.C.) 91
 Eastern Michigan 89, Fairmont St. (W.Va.) 78

Kentucky State 102, Eastern Michigan 82

BOX SCORE OF CHAMPIONSHIP GAME

<u>KENTUCKY</u> <u>STATE</u>	<u>FG</u>	<u>FT</u>	<u>REB</u>	<u>PF</u>	<u>TP</u>	<u>EASTERN</u> <u>MICHIGAN</u>	<u>FG</u>	<u>FT</u>	<u>REB</u>	<u>PF</u>	<u>TP</u>
Stafford	5-7	1-1	8	3	11	Jagutis	2-7	0-0	3	2	4
Brister	8-11	2-3	6	1	18	Reason	10-25	3-4	5	3	23
Smith	5-12	1-3	15	4	11	Dixon	4-13	1-2	6	2	9
Grant	20-37	3-4	4	3	43	James	4-7	0-2	5	0	8
Graham	7-14	3-3	7	2	17	McIntosh	9-19	3-6	8	1	21
Hobson	0-0	0-0	0	0	0	Evans	7-11	1-2	7	2	15
Harris	0-0	0-0	1	1	0	Stewart	0-0	0-0	0	0	0
James	1-1	0-0	0	0	2	Riggio	1-3	0-0	2	4	2
Gibson	0-0	0-1	0	1	0	O.Smith	0-0	0-2	3	0	0
Francis	0-1	0-0	0	1	0	L.Smith	0-0	0-0	1	0	0
	46-86	10-15	41	16	102		37-85	8-18	40	14	82

HALFTIME SCORE: Kentucky State 57, Eastern Michigan 40

1971 TOURNAMENT SCORING LEADERS

	G	FG	FGA	PCT.	FT	FTA	PCT.	REB	PF	TP	AVG.
Travis Grant, Kentucky State	5	77	129	.519	14	22	.636	40	12	168	33.6
Kennedy McIntosh, Eastern Mich.	5	53	90	.589	21	49	.429	54	13	126	25.2
Lindell Reason, Eastern Mich.	5	44	97	.454	23	29	.759	23	13	111	22.2
Dave Cooper, Fairmont State	5	46	88	.523	12	17	.706	22	20	104	20.8
Leonard Carmichael, Elizabeth City State	5	40	81	.494	19	24	.792	15	15	99	19.8
Elmore Smith, Kentucky State	5	35	72	.486	19	34	.559	79	15	89	17.8
Fred Hilton, Grambling	3	37	80	.462	14	19	.737	14	9	88	29.3
Butch Haswell, Fairmont State	5	40	92	.435	6	8	.750	13	11	86	17.2
Michael Gale, Eliz. City St.	5	39	85	.459	8	11	.727	49	16	86	17.2
Lerman Battle, Fairmont State	5	34	70	.486	13	20	.650	39	17	81	16.2
William Graham, Kentucky St.	5	34	51	.671	13	16	.812	44	8	81	16.2
Jerome Brister, Kentucky St.	5	30	49	.612	20	33	.606	26	8	80	16.0
Earl Dixon, Eastern Michigan	5	34	75	.453	4	9	.444	43	14	77	15.4
James Silas, S.F. Austin	3	27	50	.540	20	26	.769	22	4	74	24.7
Hubert Moorner, Eliz. City St.	5	30	75	.400	10	15	.667	22	16	70	14.0
No. 16 Mike Ratliff, Eau Claire St.	3	33	56	.589	3	15	.200	48	11	69	23.0
Robert Gords, S.F. Austin	3	29	48	.604	7	13	.538	26	9	65	21.7
Walter Carter, Eliz. City St.	5	29	52	.558	6	12	.500	46	19	64	12.8
Ed Lemon, Fairmont State	5	23	56	.411	17	24	.708	72	16	63	12.6
Gary Eujen, Northern State	2	27	44	.614	6	9	.667	19	4	60	30.0
William James, Eastern Mich.	5	26	46	.565	3	13	.231	34	9	59	11.8
Pete Harris, S.F. Austin	3	24	44	.545	9	12	.750	35	5	57	19.0
Charles Evans, N.C. A&T	3	21	37	.568	14	21	.667	24	7	56	18.7
No. 24 Frank Schade, Eau Claire St.	3	21	49	.469	10	13	.769	8	4	56	18.7
Aaron James, Grambling	3	18	24	.750	19	27	.707	24	11	55	18.3
Tom Doney, Great Falls	2	19	32	.594	13	17	.765	14	6	51	25.5
Elmer Austin, N.C. A&T	3	19	42	.452	13	21	.619	21	2	51	17.0
Bowie Totten, Eliz. City St.	5	24	49	.489	3	7	.429	34	12	51	10.2

TEAM OFFENSE

TEAM DEFENSE

	G	PTS.	AVG.
Kentucky State	5	472	94.4
S.F. Austin (Tex.)	3	278	92.7
Earlham (Ind.)	2	181	90.5
Eastern Michigan	5	448	89.6
Elizabeth City St. (N.C.)	5	443	86.6

	G	PTS.	AVG.
Whittier (Calif.)	2	130	65.0
North Carolina A&T	3	204	68.0
Glassboro St. (N.J.)	2	137	68.5
Eau Claire St. (Wis.)	3	213	71.0
Indiana (Pa.)	2	146	73.0
Central Washington	2	146	73.0

TEAM FIELD GOAL PERCENTAGE

TEAM FREE THROW PERCENTAGE

	G	FG	FGA	PCT.
Kentucky State	5	201	370	.543
Northern St. (S.D.)	2	59	114	.518
S.F. Austin (Tex.)	3	115	225	.511
Grambling (La.)	3	94	187	.503
Eastern Michigan	5	191	384	.497

	G	FG	FGA	PCT.
Indiana (Pa.)	2	53	67	.791
Northern St. (S.D.)	2	32	42	.762
Jackson St. (Miss.)	2	27	36	.750
Earlham (Ind.)	2	59	84	.703
Elizabeth City State (N.C.)	5	51	73	.699

TEAM REBOUND PERCENTAGE

INDIVIDUAL REBOUND PERCENTAGE

	G	REB	REC	PCT.
Eau Claire St. (Wis.)	3	272	158	.581
S. F. Austin (Tex.)	3	268	149	.556
Kentucky State	5	448	247	.551
Indiana (Pa.)	2	153	84	.549
Eastern Michigan	5	488	261	.535

	G	REB	REC	PCT.
McCullough, Ind. (Pa.)	2	153	29	.189
Smith, Kentucky St.	5	448	79	.176
Ratliff, Eau Claire St.	3	272	48	.176
Golden, Jackson St.	2	206	35	.169
Person, Glassboro St.	2	189	31	.165

TOURNAMENT TEAM RECORDS

ONE GAME

Most Points, One Team.....	132, Norfolk State (Va.) vs Upper Iowa, 97, 1966.
Fewest Points, One Team.....	16, Loras (Iowa) vs Central Missouri State, 20, first round, 1939.
Most Points, Losing Team.....	110, Norfolk State (Va.) vs Grambling (La.), 111, third-place game, 1966.
Fewest Points, Winning Team.....	20, Central Missouri State vs Loras (Iowa), 16, first round, 1939.
Most Points, Both Teams.....	230, Texas Southern 121, Georgetown (Ky.), 109, third-place game, 1958.
Fewest Points, Both Teams.....	36, Central Missouri State 20, Loras (Iowa), 16, first round, 1939.
Largest Winning Margin.....	68, Tennessee State 113, Northern Michigan, 45, first round, 1958.
Most Field Goals, One Team.....	57, Norfolk State (Va.) vs Upper Iowa, 1966.
Fewest Field Goals, One Team.....	4, Loras (Iowa) vs Central Missouri State, first round, 1939.
Best Field Goal Percentage, One Team....	74.1%, Westminster (Pa.) vs Grambling (La.), semi-finals, 1961. (20 of 27).
Best Field Goal Percentage, Both Teams..	64.5%, Westminster (Pa.) and Grambling (La.), semi-finals, 1961. (40 of 62).
Best Field Goal Percentage, Tournament..	63.3%, Eastern New Mexico, 1969 (169 of 267).
Most Field Goals, Both Teams.....	99, Norfolk State 57, Upper Iowa 42, 1966.
Fewest Field Goals, Both Teams.....	12, Central Missouri State 8, Loras (Iowa), 4, first round, 1939.
Most Free Throws, One Team.....	48, Southeastern Oklahoma State vs Southwest Texas State, second round, 1957.
Fewest Free Throws, One Team.....	0, Central Missouri State vs Dakota Wesleyan (S.D.), first round, 1938.
Most Free Throws, Both Teams.....	76, Pacific Lutheran (Wash.) 43, Stetson (Fla.) 33, second round, 1957.
Fewest Free Throws, Both Teams.....	3, Dakota Wesleyan (S.D.) 3, Central Missouri State 0, first round, 1938.
Most Fouls, One Team.....	40, Pepperdine (Calif.) vs Morningside (Iowa), first round, 1952.
Most Fouls, Both Teams.....	69, Pepperdine (Calif.) 40, Morningside (Iowa) 29, first round, 1952.

TOURNAMENT TEAM RECORDS (Continued)

ONE TOURNAMENT

Most Points..... 521, by Norfolk State (Va.), 1966. 104.2 average.
Most Field Goals..... 216, by Norfolk State (Va.), 1966.
Most Free Throws..... 153, by Southeastern Oklahoma State, 1957.

MISCELLANEOUS

Most Championships..... 3, Hamline (Minn.), 1942-49-51 and Tennessee State,
1957-58-59.
Most Consecutive Tournament Games Won.... 18, Tennessee State, 1957-58-59-60.
Longest Game...2 overtimes... Wofford (S.C.) 86, Oakland City (Ind.) 85, first round,
1960; Southwest Missouri State 70. Southwest Texas
State 67, semi-finals, 1952.
Most Consecutive Appearances...7, Simpson (Iowa), 1938-45; Hamline (Minn.), 1947-53;
Arkansas Tech, 1950-56; Central Connecticut State,
1959-65, and Central Washington St., 1965-71.
Most Appearances..... 13, Peru State (Neb.).
Most Victories..... 36, Hamline (Minn.).
Teams Winning Tournament in Only Appearance...Southeast Missouri State, 1943;
Louisville (Ky.), 1948; McNeese State (La.), 1956;
Prairie View A&M (Tex.), 1962.

TOURNAMENT INDIVIDUAL RECORDS

ONE GAME

Points..... 56, by Nate DeLong, River Falls State (Wis.) vs Marshall
(W.Va.), first round, 1947.
Field Goals..... 25, by Harold Wolfe, Findlay (Ohio) vs Pasadena (Calif.),
second round, 1953.
Field Goal Percentage..... 1.000, by Bill Smith, West Virginia Wesleyan vs Valley
City State (N.D.), first round, 1960 (11 of 11).
Free Throws Attempted..... 30, by Joe Miller, Alderson-Broadus (W.Va.) vs Quincy
(Ill.), second round, 1955.
Free Throws Made..... 24, by Joe Miller, Alderson-Broadus (W.Va.) vs Quincy
(Ill.), second round, 1955.
Free Throws Missed..... 10, by Roger Kuss, River Falls State (Wis.) vs Southern
Mississippi, first round, 1953.
Consecutive Free Throws.... 15, by Pete Kinkead, Geneva (Pa.) vs Tennessee State,
first round, 1953.
Free Throw Percentage..... 1.000, by Pete Kinkead, Geneva (Pa.) vs Tennessee State,
first round, 1953. (15 of 15).
Rebounds..... 32, by Ken Remley, West Virginia Wesleyan vs Whittier
(Calif.), first round, 1959.

ONE TOURNAMENT

Total Points.....212, Jim Spivey, Southeastern Oklahoma State, 1957.
 Most Field Goals..... 72, Jim Spivey, Southeastern Oklahoma State, 1957.
 Most Free Throws Attempted..... 82, Jim Spivey, Southeastern Oklahoma State, 1957.
 Most Free Throws Made..... 68, Jim Spivey, Southeastern Oklahoma State, 1957.
 Highest Free Throw Percentage...(20 or more attempts)--.913, Willis Reed, Grambling,
 1964 (21 of 23).
 Highest Free Throw Percentage...(35 or more attempts)--.895, Bill Pickens, Georgia
 Southern, 1966 (34 of 38).
 Total Rebounds.....96, Zelmo Beaty, Prairie View A&M (Tex.), 1962.

CAREER

	<u>Years Played</u>	<u>G</u>	<u>FG</u>	<u>FT</u>	<u>PTS.</u>	<u>AVG.</u>
Al Tucker, Oklahoma Baptist	1965-66-67	15	177	117	471*	31.4*
Richard Barnett, Tennessee State	1956-57-58-59	18*	186*	79	451	25.1
James Spivey, Southeastern Okla. St.	1954-55-56-57	13	133	120*	386	29.7
Travis Grant, Kentucky State	1970-71	10	134	37	305	30.5
Charles Sharp, Southwest Texas St.	1957-59-60	12	118	69	305	25.4
Bennie Swain, Texas Southern	1955-56-57-58	15	119	64	302	20.1
Lucious Jackson, Pan American (Tex.)	1962-63-64	12	117	67	301	25.0
E. C. O'Neal, Arkansas Tech	1952-53-54-55	13	122	43	287	22.1
Charles Curtis, Pacific Lutheran(Wash.)	1956-57-58-59	14	101	85	287	20.5
Lloyd Thorgaard, Hamline (Minn.)	1950-51-52-53	15	111	61	283	18.9
Harold Haskins, Hamline (Minn.)	1947-48-49-50	14	104	72	280	20.0
James Fritsche, Hamline (Minn.)	1950-51-52-53	15	113	46	272	18.1
Hershell West, Grambling (La.)	1960-61-63	13	116	37	269	20.7
Willis Reed, Grambling (La.)	1961-63-64	12	108	39	265	22.8
James Miller, East Texas State	1953-54-55	13	103	40	246	18.9
Roger Iverson, Pacific Lutheran (Wash.)	1956-57-58-59	14	109	23	241	17.2
John Barnhill, Tennessee State	1956-57-58-59	17	104	27	235	13.8
James Van Beek, Pacific Lutheran(Wash.)	1956-57-58-59	14	96	39	231	16.5

* -- Indicates Record. Jim Satterwhite of Tennessee State also has played in 18 games.

TOURNAMENT RECORD OF ALL TEAMS

	<u>YEARS ENTERED</u>	<u>WON</u>	<u>LOST</u>
<u>ALABAMA</u>			
Athens College	1963-66-68	2	3
Florence State College	1960-62	0	2
Huntingdon	1964	1	1
Miles College	1963-64	1	2
St. Bernard College	1961	0	1
Troy State College	1957-58-59	0	3
<u>ARIZONA</u>			
Arizona State University	1948-53	2	2
Northern Arizona University	1946-47-54-62	7	4
<u>ARKANSAS</u>			
Arkansas A&M College	1960	1	1
Arkansas, State College of	1937-38-40-42-46-48-59-61	2	9
Arkansas College	1947-49	0	2
Arkansas Polytechnic College	1950-51-52-53-54-55-56-58-63-70	10	12
Henderson State College	1968-69	2	2
Ouachita Baptist College	1943-62-64-65	4	4
Southern State College	1957-66-67-71	2	4

TOURNAMENT RECORD OF ALL TEAMS (Continued)

<u>CALIFORNIA</u>	<u>YEARS ENTERED</u>	<u>WON</u>	<u>LOST</u>
U. S. International (Calif.)	1963-65-66	0	3
Claremont-Mudd College	1967	0	1
Loyola University	1955	0	1
Orange County State College	1962	2	1
Pacific, University of the	1951	0	1
Pasadena College	1953-54-58-68	4	4
Pepperdine College	1942-43-45-46-50-51-52	11	7
Redlands, University of	1961-64	1	2
San Diego State College	1939-40-41-42-56	15	4
San Jose State College	1948-49	3	2
Santa Barbara College	1941	3	2
Westmont College	1957	0	1
Whittier College	1947-59-60-69-70-71	4	6
<u>COLORADO</u>			
Adams State College	1953	0	1
Denver, University of	1948	0	1
Regis College	1949-50-51-54-55	8	6
Southern Colorado State College	1965	0	1
<u>CONNECTICUT</u>			
Arnold College	1953	0	1
Bridgeport Engineering Institute	1954	0	1
Central Connecticut State College	1948-49-50-59-60-61-62-63-64-65	1	10
New Haven College	1966-68-69	1	3
Southern Connecticut State College	1955-57	0	2
<u>DISTRICT OF COLUMBIA</u>			
American University	1950-51	0	2
<u>FLORIDA</u>			
Bethune-Cookman College	1966	0	1
Florida State University	1951-55	3	2
Jacksonville University	1965	0	1
Miami, University of	1949	0	1
Stetson University	1953-57-60-62-63	3	5
Tampa, University of	1950-52	3	3
<u>GEORGIA</u>			
Albany State College	1965-67-68	1	3
Augusta College	1970-71	1	2
Georgia Southern College	1956-58-59-64-66	0	2
Mercer University	1948-54	0	2
Oglethorpe University	1947-61	0	2
Savannah State College	1960-61-62	2	3
Valdosta State College	1967-68-69	2	3
<u>HAWAII</u>			
Hawaii, University of	1949	0	1
<u>IDAHO</u>			
College of Idaho	1960-62	0	2
Idaho State College	1938	1	1
Northwest Nazarene College	1957	0	1
Ricks College	1953	0	1

TOURNAMENT RECORD OF ALL TEAMS (Continued)

<u>ILLINOIS</u>	<u>YEARS ENTERED</u>	<u>WON</u>	<u>LOST</u>
Augustana College	1939-40	1	2
Eastern Illinois University	1947-49-50-52-53-57	7	7
Illinois State University	1959	2	1
Illinois Wesleyan University	1943-61-66-70-71	3	5
Lewis College	1965	1	1
Loyola University	1943	1	1
Millikin University	1951-52-68-69	5	4
Quincy College	1955-58-64-67	1	4
Southern Illinois University	1945-46-47-48-60	8	5
Western Illinois University	1954-55-56-57-58-62-63	19	8
Wheaton College	1956	3	2
<u>INDIANA</u>			
Anderson College	1939-58-61	3	3
Ball State Teachers College	1957	1	1
Canterbury College	1945-47	2	2
DePauw University	1947	1	1
Earlham College	1971	1	1
Evansville College	1941-42-51-55	3	4
Hanover College	1968-70	1	2
Indiana Central College	1949-56-64-66-67-69	2	6
Indiana Institute of Technology	1965	0	1
Indiana State College	1942-43-46-48-49-50-52-53-54-59-62-63	25	12
Manchester College	1938-39	2	2
Oakland City College	1960	0	1
St. Joseph's College	1940	0	1
Valparaiso University	1938-43	1	2
<u>IOWA</u>			
Buena Vista College	1962-64	0	2
Coe College	1955-56-58	2	3
Drake University	1938	0	1
Dubuque, University of	1941	0	1
Northern Iowa University	1946-48-49-53	2	4
Loras College	1939-40-46-47	1	4
Luther College	1937-42-43	2	3
Morningside College	1937-38-41-46-50-51-52-59	5	9
Northwestern (Iowa)	1971	0	1
Parsons College	1960-63	1	2
St. Ambrose College	1938-39-54	4	3
Simpson College	1938-39-40-41-42-43-45-61	2	8
Upper Iowa College	1940-57-65-66	0	4
Wartburg College	1967-69-70	1	3
Westmar College	1968	0	1
<u>KANSAS</u>			
Baker University	1937-41	0	2
Emporia State College	1947-48-49-57-61-64	11	8
Fort Hays State College	1959-62-63	6	5
Kansas Wesleyan University	1938-40-43-50	2	4
McPherson College	1938	0	1
Ottawa University	1938-51	1	2
Pittsburg State College	1940-41-42-56-60-66	10	6
Sacred Heart College	1971	0	1
St. Benedict's College	1937-53-54-58-65-67-70	13	5
Southwestern College	1937-39-40-42-43-55	12	5
Washburn University	1938-45-56-52-68-69	5	7
Wichita, University of	1945-46	0	2

TOURNAMENT RECORDS OF ALL TEAMS (Continued)

<u>KENTUCKY</u>	<u>YEARS ENTERED</u>	<u>WON</u>	<u>LOST</u>
Eastern Kentucky University	1945-46	3	2
Georgetown College	1954-55-56-58-61-62-64-69	8	9
Kentucky State College	1959-64-70-71	11	2
Louisville, University of	1948	5	0
Morehead State University	1942-51	0	2
Murray State University	1938-39-41-42-43-50-52	16	8
Pikeville College	1959	0	1
Thomas More College	1957-60	2	2
Transylvania College	1963-65	1	2
Union College	1968	0	1
Western Kentucky University	1938	0	1
<u>LOUISIANA</u>			
Centenary College	1952	0	1
Grambling College	1959-60-61-63-64-66-69-71	19	7
Louisiana Polytechnic Inst.	1942-46-53-55	1	4
Loyola University	1945-46	7	2
McNeese State University	1956	5	0
Northeast Louisiana Univ.	1970	1	1
Northwestern State University	1939-40-41-47-48-49	3	6
Southeastern Louisiana Univ.	1950-51-54	2	3
Southern University	1965	2	1
Southwestern, University of	1965-67	3	2
<u>MARYLAND</u>			
Baltimore, University of	1941-52	1	2
Loyola College	1947-48-49-53	2	4
Univ. of Md.-Eastern Shore	1960-61-65-69-70	6	5
<u>MASSACHUSETTS</u>			
American International Col.	1952-56	0	2
Assumption College	1958	0	1
Boston State College	1967	0	1
Western New England College	1970-71	0	2
<u>MICHIGAN</u>			
Adrian College	1953-55-57	0	3
Alma College	1941	1	1
Central Michigan Univ.	1966-67	2	2
Eastern Michigan Univ.	1968-69-70-71	8	4
Ferris State College	1960-62-64	2	3
Hillsdale College	1951	0	1
Jordan College	1938-39	2	2
Kalamazoo College	1950-56	0	2
Lawrence Inst. of Tech.	1943-47-48-49-52-54	4	6
Northern Michigan Univ.	1958-59-61-63-65	6	5
Wayne State University	1939	1	1
<u>MINNESOTA</u>			
Augsburg College	1946-63-65	4	3
Bemidji State College	1940-41-42	3	3
Gustavus Adolphus College	1954-55-56-61	5	4
Hamline University	1940-42-43-47-48-49-50-51-52-53-57-60	36	10
Mankato State College	1947-48	6	2
Minnesota, Univ. of (Duluth)	1958-59	1	2
St. Cloud State College	1943-46-62-64-68	4	5

TOURNAMENT RECORDS OF ALL TEAMS (Continued)

<u>MINNESOTA</u>	<u>YEARS ENTERED</u>	<u>WON</u>	<u>LOST</u>
St. John's University	1969	0	1
St. Mary's College	1941	1	1
St. Thomas College	1949-50-66-67-70-71	2	6
Winona State College	1938-39	0	2
<u>MISSISSIPPI</u>			
Alcorn A&M College	1967-68	1	2
Delta State College	1938-39-40-41-42-47-48-49-50	8	9
Jackson State College	1969-70-71	3	3
Southern Mississippi, Univ. of	1952-53-54-55	2	4
<u>MISSOURI</u>			
Central Methodist College	1943-45-50-51	6	4
Central State College	1937-38-39-40-41-42-46	13	6
Culver-Stockton College	1939-41-46-47-59	3	5
Drury College	1938-46-58-68-70-71	5	6
Lincoln University	1965	0	1
Missouri Univ. of (St. Louis)	1969	0	1
Missouri Valley College	1942-61	3	2
Northeast State College	1947-48-55	3	3
Northwest State College	1938-39-40-41-43	11	5
Rockhurst College	1946-56-63-64-66-67	10	5
Southeast State College	1943	5	0
Southwest State College	1939-43-49-52-53-54	15	4
Tarkio College	1940-41	5	1
Westminster College	1938-39-43	2	3
William Jewell College	1957-60-62	5	4
<u>MONTANA</u>			
Carroll College	1966	1	1
Eastern Montana College	1963-64-65-67-68-70	2	6
Great Falls, College of	1971	1	1
Montana State College	1946-47-52-54-55-56	1	6
Montana State University	1948-50	0	2
Rocky Mountain College	1951	0	1
Western Montana College	1941-49-58-59-61-69	1	6
<u>NEBRASKA</u>			
Chadron State College	1942-52-67	1	3
Doane College	1945	1	1
Hastings College	1946-47-51-56-58-64-65	1	7
Kearney State College	1943	0	1
Nebraska Wesleyan University	1938-53-54-55-59-60	4	6
Omaha, Univ. of Neb. at	1941	0	1
Peru State College	1938-39-40-42-45-46-48-49-50-61-62-63-66	6	14
Wayne State College	1939-40-41-57-68-69-70	0	7
York College	1943	1	1
<u>NEVADA</u>			
Nevada, University of	1946	2	1
<u>NEW JERSEY</u>			
Fairleigh Dickinson Univ.	1952-59	1	2
Glassboro State College	1971	1	1
Jersey City State College	1964	0	1
Monmouth College	1966-68-69-70	3	4
Panzer College	1942-46	0	2

TOURNAMENT RECORDS OF ALL TEAMS (Continued)

<u>NEW JERSEY</u>	<u>YEARS ENTERED</u>	<u>WON</u>	<u>LOST</u>
Rider College	1956-58-63	0	3
St. Peter's College	1953-54	3	2
Trenton State College	1967	0	1
<u>NEW MEXICO</u>			
Albuquerque, University of	1964-66-68	1	3
Eastern New Mexico Univ.	1949-51-56-58-63-67-69-70-71	11	8
New Mexico Highlands Univ.	1957-60	2	2
New Mexico Instit. of Mines	1939-46	0	2
New Mexico State University	1939-50-51-52	5	4
New Mexico, University of	1947	0	1
Western New Mexico Univ.	1942	0	1
<u>NEW YORK</u>			
Adelphi College	1957	0	1
Brooklyn College	1950	2	1
Manhattan College	1948	2	1
Pratt Institute	1962	0	1
St. Francis College	1955	0	1
<u>NORTH CAROLINA</u>			
Appalachian State University	1940-41-43-48-50	5	5
Atlantic Christian College	1962	0	1
Belmont Abbey College	1962	0	1
Campbell College	1970	0	1
Catawba College	1945	0	1
East Carolina University	1953-54	0	2
Elizabeth City State College	1969	3	2
Elon College	1952-56-57	0	3
Guilford College	1966-67-68-70	4	5
High Point College	1939-42-46-51-64-65-69	6	7
Lenoir Rhyne College	1958-59	2	2
North Carolina A&T State	1971	2	1
North Carolina (Asheville)	1969-71	1	2
Western Carolina University	1947-63	4	2
Winston-Salem State University	1961-62-63-65	5	4
<u>NORTH DAKOTA</u>			
Dickinson State College	1966-67-68	2	3
Mayville State College	1962	0	1
Minot State College	1955	0	1
North Dakota, University of	1949-53-54	1	3
Valley City State College	1960-65	0	2
<u>OHIO</u>			
Akron, University of	1943	0	1
Alfred Holbrook College	1939-40	0	2
Ashland College	1962	0	1
Baldwin-Wallace College	1950-51	6	2
Cedarville College	1949-64	0	2
Central State University	1956-63-65-66-68-69-70	16	5
Findlay College	1952-53-60-67	3	4
Ohio Dominican	1971	0	1
Rio Grande College	1954	1	1
Steubenville, College of	1955-61	2	2
Xavier University	1948	3	2
Youngstown University	1947-57-58-59	5	4
<u>OKLAHOMA</u>			
Central State University	1938-39-59-61-64	6	5
East Central State Univ.	1940-42-43-48-50-51-70-71	7	8
Northeastern State Univ.	1968	1	1

TOURNAMENT RECORD OF ALL TEAMS (Continued)

<u>OKLAHOMA</u>	<u>YEARS ENTERED</u>	<u>WON</u>	<u>LOST</u>
Northwestern State College	1949	0	1
Oklahoma Baptist University	1958-60-63-65-66-67	14	5
Oklahoma Christian College	1968	0	1
Panhandle A&M College	1941	0	1
Phillips University	1945	0	1
Southeastern State College	1940-42-43-46-47-54-55-56-57-62	21	10
Southwestern State College	1953-69	1	2
<u>OREGON</u>			
Eastern Oregon College	1943	1	1
Lewis and Clark College	1962-63-64-71	3	4
Linfield College	1947-59-61-65-66-67-69-70	0	8
Oregon College of Education	1938-41	0	2
Pacific University	1940	0	1
Portland State College	1955-56	0	2
Portland, University of	1942-49-50-51-52-53-54-57-58	5	10
Southern Oregon College	1948-68	0	2
Willamette University	1960	0	1
<u>PENNSYLVANIA</u>			
Alliance College	1963-65	2	2
California State College	1970	0	1
Clarion State College	1952	0	1
Edinboro State College	1966	0	1
Gannon College	1969	1	1
Geneva College	1953-54-55-56	2	4
Indiana University	1958-71	2	2
Mansfield State College	1964-65-71	2	3
Millersville State College	1957-66-67-68	0	4
St. Francis College	1948	0	1
Waynesburg College	1949	0	1
Westminster College	1950-51-59-60-61-62-67-68	17	10
<u>RHODE ISLAND</u>			
Providence College	1951	0	1
<u>SOUTH CAROLINA</u>			
Erskine College	1949	0	1
Newberry College	1961	1	1
South Carolina State	1970	0	1
Wofford College	1960	2	1
<u>SOUTH DAKOTA</u>			
Dakota Wesleyan University	1937-38-39-40-41-43-46-47-64	5	9
Huron College	1952	0	1
Northern State College	1939-40-57-58-59-61-70-71	2	8
Sioux Falls College	1938-41	0	2
South Dakota State College	1943-48-51-56	0	4
South Dakota, University of	1950	0	1
Yankton College	1942-63-69	0	3
<u>TENNESSEE</u>			
Austin Peay State University	1957	0	1
Carson-Newman College	1961-62-63-64-66	10	5
Christian Brothers College	1959-60	0	2
East Tennessee State Univ.	1953-54-56	0	3
Memphis State University	1951-52	3	2
Middle Tennessee State Univ.	1955	0	1
Tennessee A&I State Univ.	1953-54-56-57-58-59-60	23	4
Tennessee Wesleyan Univ.	1967	2	1
Union University	1958	0	1
<u>TEXAS</u>			
Austin College	1958-59	0	2

TOURNAMENT RECORD OF ALL TEAMS (Continued)

<u>TEXAS (Cont.)</u>	<u>YEARS ENTERED</u>	<u>WON</u>	<u>LOST</u>
Bishop College	1968	0	1
Corpus Christi, University of	1969	0	1
East Texas Baptist College	1951-61	2	2
East Texas State University	1939-40-42-50-53-54-55-58	15	8
Houston, University of	1946-47	2	2
Howard Payne College	1963-66-67-69	1	4
McMurry College	1962	0	1
Midwestern University	1953-56-60-65-66-67	5	6
North Texas State Univ.	1938-43	5	2
Pan American College	1962-63-64	10	2
Prairie View A&M College	1962	5	0
St. Mary's University	1964-67	4	2
Southwest Texas State Univ.	1951-52-57-59-60-61	17	5
Stephen F. Austin St. Univ.	1941-56-65-68-70-71	6	6
Texas Southern University	1955-56-57-58-71	11	5
Texas Technological Univ.	1942-49	3	2
Texas Wesleyan College	1940-41-42-43-47-48	5	6
Univ. of Texas-El Paso	1941	0	1
Trinity University	1939	1	1
Wayland Baptist College	1954-55-57	0	3
West Texas State Univ.	1938-39-40-41-45-46-52	9	7
Wiley College	1970	1	1
<u>UTAH</u>			
Brigham Young University	1948-49	2	2
Utah State University	1952	1	1
Westminster College	1959-61	0	2
<u>VIRGINIA</u>			
Norfolk State College	1966	3	2
Roanoke College	1938	4	1
<u>WASHINGTON</u>			
Central Washington St. College	1950-65-66-67-68-69-70-71	17	8
Eastern Washington St. College	1942-43-45-46-47	6	5
Gonzaga University	1948-53	1	2
Pacific Lutheran University	1951-56-57-58-59-62-63-64	11	8
Puget Sound, University of	1949-50	1	2
Western Washington St. Col.	1960	0	1
Whitworth College	1952-54-55-61	2	4
<u>WEST VIRGINIA</u>			
Alderson-Broadus College	1955-56	2	2
Davis and Elkins College	1950	2	1
Fairmont State College	1965-68-69-71	11	6
Glenville State College	1939-40-51	5	3
Marshall University	1938-47-48	7	2
Morris Harvey College	1953-54-62-64-66-67-70	6	8
West Liberty State College	1952	0	1
West Virginia Instit. of Tech.	1957	0	1
West Virginia State College	1961-63	1	2
West Virginia Wesleyan College	1958-59-60	5	3
<u>WISCONSIN</u>			
Beloit College	1947-48-49-55	10	4
Carroll College	1954	0	1
Wisconsin St. Univ., E. Claire	1939-45- 56 -51-56-70-71	4	7
Wisconsin St. Univ., L. Crosse	1964	0	1
Lakeland College	1966	1	1
Wisconsin St. Univ., Oshkosh	1960-63-67-68	4	4
Wisconsin St. U., Platteville	1958-59	1	2

TOURNAMENT RECORD OF ALL TEAMS (Continued)

<u>WISCONSIN (Cont.)</u>	<u>YEARS ENTERED</u>	<u>WON</u>	<u>LOST</u>
Ripon College	1940	0	1
Wisconsin St. U., River Falls	1947-49-50-53	1	4
St. Norbert College	1961-62-65	0	3
Wisconsin St. U., Stevens Point	1942-57	1	2
Stout State University	1942-43-69	2	3
Wisconsin State U., Superior	1940-41	2	2
Wisconsin St. Univ., Whitewater	1952	0	1

EMIL S. LISTON AWARD WINNERS

Presented annually to an outstanding junior basketball player from an NAIA school. Scholarship and citizenship, as well as performance, are considered in making the selection.

1971 - Rick Weaver, Morningside Col. (Ia.)	1959 - James Healy, Westminster(Utah)
1970 - Thomas Miller, Dakota Wesleyan (S.D.)	1958 - Thomas Osborne, Hastings (Neb.)
1969 - Joe Martin, Troy State (Ala.)	1957-Larry Larsen, Univ.of Port.(Ore.)
1968 - Jerry O'Neil, Geneva (Pa.)	1956 - Joe Miller, Alderson-Broadus
1967 - Gary Merrell, Findlay (Ohio)	1955 - George Haile, Louisiana Tech
1966 - John Fontanella, Westminster (Pa.)	1954-Richard Sharpe, Southeastern La.
1965 - John Nelson, Portland State (Ore.)	1953 - Mario Palumbo, Morris Harvey
1964 - Ywain Zimmerman, Sterling (Kan.)	1952 - John Luttrell, Millikin (Ill.)
1963 - Marvin Fredrickson, Pac.Lutheran (Wash.)	1951 - Russell Reynolds, Pepperdine (Calif.)
1962 - James Kampen, Northern State (S.D.)	1950 - John Wilson, Eastern Illinois
1961 - Jack Schroeder, U. of Redlands (Calif.)	
1960 - Rossie Johnson, Tennessee State	

FRANK CRAMER AWARD WINNERS

Presented annually to a man who has done the most for the NAIA Basketball Tournament over a great number of years. Inaugurated by Frank Cramer, Cramer Chemical Company, Gardner, Kansas in 1963.

1971 - Walter C. Packwood	Kansas City, Missouri
1970 - Joe Fagan	Kansas City, Missouri
1969 - Charles L. Stevenson	Kansas City, Missouri
1968 - Ernest Mehl	Kansas City, Missouri
1967 - Les Milgram	Kansas City, Missouri
1966 - Horace Mais	Kansas City, Missouri
1965 - Al Troxel	Kansas City, Missouri
1964 - Frank Hesselroth	Kansas City, Missouri
1963 - George Goldman	Kansas City, Missouri

JAMES A. NAISMITH - EMIL S. LISTON SPORTSMANSHIP AWARD

The James Naismith-Emil S. Liston Sportsmanship Award was inaugurated in 1965 by the Kansas City Alumni Chapter of the Sigma Phi Epsilon Fraternity. Every team in the tournament was evaluated on a 10-point criteria of sportsmanship. The coaches, too, were evaluated on their display of sportsmanship. Mr. Naismith was the founder of basketball, and Mr. Liston, the founder of NAIA.

<u>1971 - Eau Claire State (Wis.)</u>
1970 - Guilford (N.C.)
1969 - Fairmont State (W.Va.)
1968 - Oshkosh State (Wis.)
1967 - Central Washington State
1966 - Norfolk State (Va.)
1965 - Ouachita Baptist (Ark.)

1971 NAIA ALL-AMERICA BASKETBALL TEAMS

FIRST TEAM

<u>NAME AND SCHOOL</u>	<u>POS.</u>	<u>HT.</u>	<u>YEAR</u>
James Silas, Stephen F. Austin	G	6-2	Junior
Kenny Davis, Georgetown (Ky.)	G	6-0	Senior
Travis Grant, Kentucky State	F	6-8	Junior
Elmore Smith, Kentucky State	C	7-0	Junior
George Adams, Gardner-Webb (N.C.)	F	6-4	Junior
Dave Cooper, Fairmont State (W.Va.)	G	5-10	Senior
Gregg Northington, Alabama State	C	7-1	Senior
Ed Kemp, Adams State (Colo.)	F	6-7	Senior
Kennedy McIntosh, Eastern Michigan	F	6-7	Senior
Mike Gale, Elizabeth City St. (N.C.)	G	6-3	Senior

SECOND TEAM

Amos Thomas, Southwestern Oklahoma State	F	6-7	Senior
Mike Ratliff, Eau Claire State (Wis.)	C	6-10	Senior
Bob Cheeks, Whittier (Calif.)	C	6-10	Senior
Danny Davis, Henderson State (Ark.)	C	6-10	Senior
David Smith, Guilford (N.C.)	F	6-8	Junior
Mike Necaize, William Carey (Miss.)	F	6-5	Senior
Fred Hilton, Grambling (La.)	G	6-2	Senior
Tom Cole, Elon (N.C.)	G	6-3	Junior
Chuck Taylor, West Liberty State (W.Va.)	G	6-2	Junior
Henry Steele, Northeast Louisiana State	F	6-9	Junior

THIRD TEAM

Rich Hanson, Central Washington State	F	6-4	Sophomore
Leroy Jenkins, Detroit College (Mich.)	F	6-2	Senior
James Lister, Sam Houston State (Tex.)	F	6-9	Sophomore
Lindell Reason, Eastern Michigan	G	6-4	Sophomore
Gary Evjen, Northern State (S.D.)	C	6-8	Junior
Sterling Quant, Central State (Ohio)	C	6-8	Senior
Ray Greene, California State (Pa.)	G	6-3	Senior
Kendall Mayfield, Tuskegee (Ala.)	G	6-1	Junior
Chip Johnson, Augusta (Ga.)	F	6-6	Senior
Jackie Denkins, Voorhees (S.C.)	G	6-5	Senior

NAIA BASKETBALL COACHES OF THE YEAR

1971 - Lucias Mitchell	Kentucky State
1970 - Dean Nicholson	Central Washington State
1969 - Joe Retton	Fairmont State (W.Va.)
1968 - Jack Dobbins	Northeastern Oklahoma State
1967 - Bob Bass	Oklahoma Baptist
1966 - Ted Kjolhede	Central Michigan
1965 - Dick Campbell	Carson-Newman (Tenn.)
1964 - Sam Williams	Pan American (Tex.)
1963 - Fred Hobdy	Grambling (La.)
1962 - Charles (Buzz) Ridl	Westminster (Pa.)
1961 - Rex Pyles	Alderson-Broadbudd (W.Va.)
1960 - Milton Jowers	Southwest Texas State
1959 - Bob Davis	Georgetown (Ky.)
1958 - John McLendon	Tennessee State
1957 - Bloomer Sullivan	Southeastern Oklahoma State
1956 - John Lance	Pittsburg State (Kan.)
1955 - Leroy (Stix) Morley	Western Illinois
1954 - Sam Hindsman	Arkansas Tech

ALL-TIME REGULAR SEASON RECORDS

TEAM - ONE SEASON

Best Record.....	30-0, Central State (Ohio), 1965
Worst Record (Without a Win).....	0-24, West Virginia Wesleyan, 1968
Worst Record (With One Win).....	1-21, Detroit Tech, 1965
Most Points.....	3,655, Alderson-Broadus (W.Va.), 1965
Average Margin of Victory.....	27.7, Western New England, 1968
Consecutive Victories (One Season).....	30, Central State (Ohio), 1965
Consecutive Victories (Two Seasons).....	33, Stephen F. Austin (Tex.)-Four in 1968-69, and 27 in 1969-70
Consecutive Losses.....	29, West Virginia Wesleyan, 1968
Best Field Goal Percentage.....	.611, Voorhees College (S.C.), 1971
Best Free Throw Percentage.....	.827, Fisk (Tenn.), 1965
Most Field Goals.....	1,404, Kentucky State, 1970
Most Free Throws.....	1,077, Alderson-Broadus (W.Va.), 1955
Most Rebounds.....	2,100, Alderson-Broadus (W.Va.), 1958

TEAM - ONE GAME

Most Points.....	169, Stillman (Ala.) vs Miles (Ala.), 1966
Most Points (Two Teams).....	306, Livingston (Ala.) (160) vs Mississippi College (146), 1970
Best Field Goal Percentage.....	.857, Huntingdon (Ala.) vs Troy State (Ala.) 1963
Best Free Throw Percentage.....	1.000, U. of Montevallo, 1967; Bloomsburg State (Pa.), 1967; Culver-Stockton (Mo.), 1966; Kansas Wesleyan, 1965; McNeese State (La.), 1961; Morningside (Iowa), 1966; Southeastern Louisiana, 1950; Wartburg (Iowa), 1960
Largest Margin of Victory.....	108, Rockford (Ill.) vs Shimer (Ill.) (154-46), November 28, 1967
Most Consecutive Free Throws.....	47, Elon (N.C.) vs North Carolina A&T, 1969
Most Points Allowed.....	169, Miles (Ala.) by Stillman (Ala.), 1966
Most Field Goals.....	71, Rockford (Ill.) vs Shimer (Ill.), November 28, 1967

ALL-TIME REGULAR SEASON RECORDS (Continued)

TEAM - ONE GAME (Continued)

Most Free Throws.....	54, Atlantic Christian (N.C.) vs Lenoir Rhyne (N.C.), 1954-55
Most Rebounds.....	126, Bethany (W.Va.), 1957
Most Personal Fouls Per Game.....	28.7, William Jewell (Mo.), 1952
Coach With Best One-Season Records	30-0, William Lucas, Central State (Ohio), 1965 20-0, Harry Bell, Illinois Wesleyan, 1936 16-0, Harry Good, Indiana Central, 1942

INDIVIDUAL - ONE GAME

Most Points.....	113, Clarence (Bevo) Francis, Rio Grande (Ohio), vs Hillsdale (Mich.), 1954
Most Field Goals.....	38, Clarence (Bevo) Francis, Rio Grande (Ohio), vs Hillsdale (Mich.), 1954
Best Field Goal Percentage.....	1.000, (14 of 14) Bob Kauffman, Guilford (N.C.), vs Catawba (N.C.), 1966
Most Free Throws.....	37, Clarence (Bevo) Francis, Rio Grande (Ohio), vs Hillsdale (Mich.), 1954
Best Free Throw Percentage.....	1.000, (23 of 23) Carl Hartman, Alderson-Broadus (W.Va.) vs Salem (W.Va.), 1955
Most Rebounds.....	44, Bob Ortmyer, Lenoir Rhyne (N.C.) vs Guilford (N.C.), 1954-55
Most Assists.....	23, Don Adler, Georgia Southern vs Jacksonville (Fla.), 1964

INDIVIDUAL - ONE SEASON

Most Points.....	1,329, Earl Monroe, Winston-Salem State (N.C.), 1967
Most Field Goals.....	509, Earl Monroe, Winston-Salem State (N.C.), 1967
Most Field Goals Attempts.....	925, Jim Toombs, Stillman (Ala.), 1965
Best Field Goal Percentage.....	.747, Jack Brantley, Jacksonville St. (Ala.), 1967
Most Consecutive Field Goals.....	16, Stan Greenfield, Rockford (Ill.), 1968
Most Free Throws.....	437, Joe Miller, Alderson-Broadus, 1957
Most Free Throws Attempted.....	529, Joe Miller, Alderson-Broadus, 1957
Best Free Throw Percentage.....	.938, (75 of 80) Jerry Lewis, Indiana Central, 1959
Most Consecutive Free Throws.....	65, John Barone, Monmouth (N.J.), 1969-70
Most Rebounds.....	738, Gene Hoyt, McKendree (Ill.), 1952
Most Assists.....	298, Henry Logan, Western Carolina (N.C.), 1968

ALL-TIME REGULAR SEASON RECORDS (Continued)

INDIVIDUAL - CAREER

Most Points.....	3,759, Bob Hopkins, Grambling (La.), 1953-56
Scoring.....	30.7, Henry Logan, Western Carolina (N.C.) (3,290 points in 107 Games), 1965-68
Most Field Goals.....	1,403, Bob Hopkins, Grambling (La.), 1953-56
Best Field Goal Percentage.....	.639, Bob Kauffman, Guilford (N.C.), (943 of 1,474), 1965-68
Most Free Throws Attempted.....	1,453, Joe Miller, Alderson-Broadus (W.Va.), 1954-57
Most Free Throws.....	1,139, Joe Miller, Alderson-Broadus (W.Va.), 1954-57
Best Free Throw Percentage.....	.873, Dwain Farmer, Tennessee Wesleyan, 1955-58
Most Rebounds.....	2,265, Bob Mabry, Rio Grande (Ohio), 1967-70
Most Assists.....	1,052, Henry Logan, Western Carolina (N.C.), 1965-68

INDIVIDUAL STATISTICAL CHAMPIONS

TOP ALL-TIME SINGLE SEASON AVERAGES

		<u>GAMES</u>	<u>FG</u>	<u>FT</u>	<u>PTS.</u>	<u>AVG.</u>
1971 - Roger Mosier	Western Baptist (Ore.)	27	384	147	915	33.9
1970 - Travis Grant	Kentucky State	31	483	132	1098	35.4
1969 - Ken Hall	Westminster (Utah)	27	332	241	905	33.6
1968 - Henry Logan	Western Carolina (N.C.)	29	404	241	1049	36.2
1967 - Earl Monroe	Winston-Salem St. (N.C.)	32	509	311	1329	41.5
1966 - Marlbert Pradd	Dillard (La.)	20	264	253	781	39.0
1965 - Thales McReynolds	Miles (Ala.)	18	294	118	706	39.2
1964 - Willie Shaw	Lane (Tenn.)	18	306	121	733	40.7
1963 - Bob Johnson	Fitchburg State (Mass.)	17	213	277	703	38.8
1962 - Willie Shaw	Lane (Tenn.)	19	251	121	623	32.8
1961 - John Bradley	Lawrence Tech (Mich.)	24	304	188	796	33.2
1960 - Gene Velloff	Doane (Neb.)	11	175	52	402	36.5
1959 - Paul Wilcox	Davis & Elkins (W.Va.)	23	289	195	773	33.6
1958 - John Butcher	Pikeville (Ky.)	29	356	232	944	32.6
1957 - Ken Hammond	West Virginia Tech	27	334	274	942	34.9
1956 - Bill Riegel	McNeese State (La.)	36	425	370	1220	33.9
1955 - George Swyers	West Virginia Tech	18	232	170	634	35.2
1954 - Clarence Francis	Rio Grande (Ohio)	27	444	367	1255	46.5
1953 - Clarence Francis	Rio Grande (Ohio)	12	207	166	580	48.3*
1952 - Harold Wolfe	Findlay (Ohio)	20	265	95	625	31.2
1951 - Scotty Steagall	Millikin (Ill.)	24	250	204	704	29.3

FIELD GOAL PERCENTAGE

		<u>GAMES</u>	<u>FGA</u>	<u>FG</u>	<u>PCT.</u>
1971 - Jackie Dinkins	Voorhees (S.C.)	17	323	234	.724
1970 - Herbert Guin	Prairie View A&M (Tex.)	25	198	147	.742
1969 - Robert Thompson	Philander Smith (Ark.)	21	330	257	.778*
1968 - Edward Phillips	Alabama A&M	22	210	154	.733

*Indicates Record

INDIVIDUAL STATISTICAL CHAMPIONS (Continued)

FIELD GOAL PERCENTAGE

		<u>GAMES</u>	<u>FGA</u>	<u>FG</u>	<u>PCT.</u>
1967 - Bill Brantley	Jacksonville State (Ala.)	25	231	172	.747
1966 - Myron Moen	General Beadle St. (S.D.)	23	272	192	.705
1965 - Leonard Laster	Fort Valley State (Ga.)	21	224	149	.665
1964 - Robert Springer	Howard Payne (Tex.)	24	174	119	.684
1963 - Richard Trice	Howard Payne (Tex.)	29	253	177	.700
1962 - Walt Mischler	Monmouth (N.J.)	24	393	254	.646
1961 - Myron Taylor	West Chester State (Pa.)	20	312	204	.654
1960 - Mel Monroe	Panhandle State (Okla.)	22	101	69	.683
1959 - Jim Dupplantier	Grambling (La.)	27	172	110	.640
1958 - Joe Beck	St. Edward's (Tex.)	21	174	113	.650
1957 - George Snell	Panzer (N.J.)	19	199	127	.638
1956 - Tony Arcuri	Elizabethtown (Pa.)	23	166	108	.649
1955 - Don Morris	Millikin (Ill.)	25	199	127	.638
1954 - Paul Lauritzen	Augustana (Ill.)	19	251	158	.629
1953 - Wayne Wiseman	Rio Grande (Ohio)	39	186	117	.629
1952 - Frank Kohoutek	Jamestown (N.D.)	14	61	38	.623

FREE THROW PERCENTAGE

		<u>GAMES</u>	<u>FTA</u>	<u>FT</u>	<u>PCT.</u>
1971 - Paul Hackett	Southwest Texas State	26	125	114	.911
1970 - Travis Butler	Athens (Ala.)	25	137	126	.920
1969 - Robert Thompson	Philander Smith (Ark.)	21	107	104	.971*
1968 - Bobby Hodge	Oral Roberts (Okla.)	23	98	89	.908
1967 - Kent Andrews	McNeese State (La.)	22	110	101	.918
1966 - Jack Cryan	Rider (N.J.)	25	198	182	.919
1965 - John Fontanella	Westminster (Pa.)	19	64	59	.922
1964 - Sam Alford	Franklin (Ind.)	21	136	124	.912
1963 - Gary Smith	Redlands (Calif.)	22	88	80	.909
1962 - Ray Goddard	Indiana State	27	113	103	.912
1961 - Herman Hudson	Sul Ross State (Tex.)	20	142	128	.901
1960 - George Lauder	Frostburg State (Md.)	20	52	48	.923
1959 - Jerry Lewis	Indiana Central	18	80	75	.938
1958 - Joe Howell	North Carolina A&T	18	95	84	.884
1957 - Jimmy Peck	Southwestern Oklahoma St.	20	156	145	.929
1956 - Fred May	Loras (Iowa)	24	159	138	.868
1955 - Paul Poetsch	Portland State (Ore.)	32	202	184	.911
1954 - Jim Carey	Shurtleff (Ill.)	23	113	104	.920
1953 - Gary Cassell	Kansas Wesleyan	19	83	76	.916
1952 - Arnold Short	Oklahoma City University	24	59	51	.864

REBOUNDING

		<u>GAMES</u>	<u>RBDS</u>	<u>AVG.</u>
1971 - Walter Simmons	St. Mary's (Mo.)	26	679	26.1
1970 - Bob Mabry	Rio Grande (Ohio)	29	720	24.8
1969 - Bob Mabry	Rio Grande (Ohio)	23	552	24.0
1968 - Bob Mabry	Rio Grande (Ohio)	26	647	24.8
1967 - Tony Missere	Pratt Institute (N.Y.)	20	435	21.7
1966 - Marvin Lewis	Southampton (N.Y.)	14	325	23.2
1965 - Eric Bain	Alabama State	25	645	25.8
1964 - Ernie Brock	Virginia State	24	597	24.9
1963 - Tony Romano	Willimantic State (Conn.)	18	415	23.1
1962 - Walt Mischler	Monmouth (N.J.)	24	625	26.0
1961 - Jackie Jackson	Virginia Union	26	641	24.7
1960 - Ken Remley	West Virginia Wesleyan	21	545	26.0
1959 - Paul Wilcox	Davis & Elkins (W.Va.)	23	513	22.3
1958 - Charlie Harrison	North Carolina A&T	18	430	23.9
1957 - Jim Smith	Steubenville (Ohio)	26	651	25.0

*Indicates Record

TEAM STATISTICAL LEADERS

OFFENSE

1971 - Paul Quinn (Tex.)	110.2
1970 - Urbana (Ohio)	107.7
1969 - Los Angeles Baptist (Cal.)	106.9
1968 - Stillman (Ala.)	111.4*
1967 - Texas College	106.5
1966 - Southern California	107.8
1965 - Arkansas A M & N	102.8
1964 - Benedict (S.C.)	101.1
1963 - Gorham State (Maine)	94.7
1962 - Savannah State (Ga.)	97.0
1961 - Lawrence Tech (Mich.)	103.6
1960 - West Virginia Tech	106.4
1959 - Tennessee State	100.6
1958 - West Virginia Tech	101.4
1957 - West Virginia Tech	102.6
1956 - West Virginia Tech	100.5
1955 - West Virginia Tech	109.9
1954 - Rio Grande (Ohio)	96.0
1953 - Rio Grande (Ohio)	101.7
1952 - Georgia Southern	85.4
1951 - Beloit (Wis.)	86.5

DEFENSE

1971 - Frostburg State (Md.)	53.1
1970 - Fredonia State (N.Y.)	50.4
1969 - Central State (Ohio)	53.5
1968 - Central State (Ohio)	55.6
1967 - Ashland (Ohio)	42.7*
1966 - Southeastern Oklahoma	55.4
1965 - Newark Engineering	54.9
1964 - Colorado Mines	54.6
1963 - Colorado Mines	49.4
1962 - Oklahoma Baptist	52.7
1961 - Oglethorpe (Ga.)	48.5
1960 - Oglethorpe (Ga.)	49.6
1959 - Oglethorpe (Ga.)	42.9
1958 - McNeese State (La.)	46.4
1957 - S.F. Austin State (Tex.)	51.4
1956 - Northwest Nazarene (Idaho)	57.2
1955 - Redlands (Calif.)	58.4
1954 - St. Edward's (Tex.)	54.0
1953 - Adams State (Colo.)	51.2
1952 - Northeast Missouri State	46.1
1951 - St. Martin's (Wash.)	45.6

FIELD GOAL PERCENTAGE

1971 - Voorhees (S.C.)	.611*
1970 - Savannah State (Ga.)	.588
1969 - Stephen F. Austin (Tex.)	.563
1968 - Western New England (Mass.)	.573
1967 - Texas College	.582
1966 - New Haven (Conn.)	.548
1965 - Alabama State	.609
1964 - LeMoyne (Tenn.)	.555
1963 - Lenoir Rhyne (N.C.)	.532
1962 - West Virginia Tech	.553
1957 - Tennessee State	.548
1956 - Lenoir Rhyne (N.C.)	.527
1955 - Lenoir Rhyne (N.C.)	.512
1954 - St. Edward's (Tex.)	.460
1953 - Rio Grande (Ohio)	.509
1952 - Southwest Missouri State	.436
1951 - Southwest Missouri State	.456

FREE THROW PERCENTAGE

1971 - Alabama State	.773
1970 - Union (Ky.)	.775
1969 - Milligan (Tenn.)	.800
1968 - Southwest Texas State	.791
1967 - Jacksonville State (Ala.)	.823
1966 - Gorham (Maine)	.796
1965 - Fisk (Tenn.)	.827*
1964 - Southeastern Oklahoma St.	.801
1963 - William Carey (Miss.)	.760
1962 - Lenoir Rhyne (N.C.)	.796
1957 - Adelphi (N.Y.)	.780
1956 - Quincy (Ill.)	.772
1955 - New Mexico Military	.757
1954 - Rider (N.J.)	.801
1953 - Arkansas Tech	.780
1952 - Eastern Illinois	.757
1951 - Eastern Illinois	.701

WINNING MARGIN


1971 - Kentucky State	25.2
1970 - Husson (Me.)	26.1
1969 - Indiana (Pa.)	24.1
1968 - Western New England (Mass.)	27.7*
1967 - Lakeland (Wis.)	23.0
1966 - Southern California	23.9
1965 - New Haven (Conn.)	21.6
1964 - Central Connecticut State	22.9
1963 - Gorham State (Me.)	25.0
1962 - Mansfield State (Pa.)	22.6
1961 - Mansfield State (Pa.)	26.9

TEAM REBOUNDING

1971 - Monmouth (N.J.)	.696
1970 - Alabama State	.693
1969 - Michigan Lutheran	.640
1968 - Western New England (Mass.)	.728*
1967 - Monmouth (N.J.)	.664
1966 - Clark (Ga.)	.642
1965 - Jackson State (Miss.)	.658
1964 - Jackson State (Miss.)	.629

*Indicates Record

BOWLING



CHAMPIONS AGAIN...Harding College of Searcy, Arkansas, won its second straight NAIA Bowling title held at King Louie Bowl, Kansas City, Missouri. Pictured after they had posted their winning total of 16,294 pins are team members: Dave Hudson, Ed Back, Glenn Hanmer, Gary Parsons, Coach Ed Burt, and Mark Poteat.

BOWLING

Bowling officially became the 11th sport on the NAIA Championship program with the staging of the first national finals in Kansas City, Missouri in 1962. The format for the first three years provided for a 12-game total pinfall style of tournament for the 32 teams participating.

Beginning in 1965, the field was reduced to eight teams, each the champion of a geographical area. The format was changed from total pinfall to head-to-head, match game, round robin bowling. Individual and doubles champions are crowned in one and two game matches, following the position round. Each team in the event bowls each of the other seven a two-game match, with each game won worth an extra 250 bonus pins. The tournament is sanctioned by the American Bowling Congress.

In 1971, Harding College (Ark.) paced by the steady performance of Dave Hudson, won its second straight team championship. John Younger of Claremont-Mudd (Calif.) won the singles championship over Steve Rumbaugh of West Virginia State in the roll-offs while Hudson and Glen Hanmer of Harding copped the doubles crown.

TEAM CHAMPIONS

			<u>Actual Pins</u>	<u>Bonus Pins</u>	<u>Total</u>
1971 Harding (Ark.)	10 Wins	5 Losses	13,794	2,500	16,294
1970 Harding (Ark.)	11 Wins	4 Losses	14,196	2,750	16,946
1969 La Crosse State (Wis.)	15 Wins	0 Losses	14,606	3,750	18,356
1968 La Crosse State (Wis.)	12 Wins	3 Losses	14,183	3,000	17,183
1967 La Crosse State (Wis.)	13 Wins	2 Losses	14,098	3,250	17,348
1966 Omaha (Neb.)	11 Wins	4 Losses	13,548	2,750	16,298
1965 Omaha (Neb.)	12 Wins	3 Losses	13,712	3,000	16,712
1964 Kearney State (Neb.)		2794	2672	2814	2814 -- 11,093
1963 Southwestern Louisiana		2863	2929	2810	2888 -- 11,500
1962 Gannon (Pa.)		2715	2795	2685	2788 10,982

INDIVIDUAL CHAMPIONS

	<u>Games</u>	<u>Total Pins</u>	<u>Avg.</u>	<u>Final Rolloff</u>
1971 John Younger, Claremont-Harvey Mudd (Calif.)	15	2890	192.1	194-204-398
1970 Charles Burt, Harding (Ark.)	15	3031	202.6	223-201-424
1969 Bob Bush, La Crosse State (Wis.)	15	2999	199.9	196-213-409
1968 Jack Connaughton, La Crosse State (Wis.)	15	2927	195.1	184
1967 Charles Burt, Harding (Ark.)	15	3012	200.8	232
1966 Zan Sneed, Concord (W.Va.)	15	2908	193.9	233
1965*Ken Thompson, Central Washington State	15	2867	191.1	179
A. J. Berkeley, Southwestern Louisiana	15	2970	198.0	170

* - Denotes champion in rolloff of top two averages over first 15 games

1964 Jon Headrick, Kearney State (Neb.)	590	590	572	621 -- 2,373
1963 Lowell French, Indiana State	639	575	620	588 -- 2,422
1962 Bob Johnson, Detroit Tech (Mich.)	615	509	524	742 -- 2,390

DOUBLES CHAMPIONS

	<u>One-Block Qualifying</u>	<u>Final Rolloff</u>
1971 Dave Hudson and Glen Hanmer, Harding (Ark.)	804	357
1970 Al Malone and Steve Poling, Glenville State (W.Va.)	836	358
1969 Ron Herold and Bob Bush, La Crosse State (Wis.)	861	463
1968 Jack Connaughton and Glen Mueller, La Crosse State (Wis.)	822	371
1967 Jack Connaughton and Ron Hedrich, La Crosse State (Wis.)	837	396
1966 Paul Petersen and Tim Urbanek, Rider (N.J.)	830	419
1965 A. J. Berkeley and John DeLage, Southwestern Louisiana	876	425

TOURNAMENT RECORDS

High Individual Game.....	268,	A. J. Berkeley, Southwestern Louisiana, 1965
High Individual 2-Game Block.....	475,	Dave Hudson, Harding College (Ark.) 1971
High Individual Average.....	202.6,	Charles Burt, Harding (Ark.), 1970 (3031 pins, 15 games)
High Doubles Game.....	524,	A. J. Berkeley (268) and John DeLage (256), Southwestern Louisiana, 1965
High Doubles 2-Game Block.....	876,	A. J. Berkeley (460) and John DeLage (416), Southwestern Louisiana, 1965
High Team Game.....	1,068,	Southwestern Louisiana, 1965
High Team 2-Game Block.....	2,070,	La Crosse State (Wis.), 1968 (1060-1010)
Individual 200 Games.....	8,	Charles Burt, Harding (Ark.), 1967
Total 200 Games, All Bowlers.....	116,	1970
Tournament Game Average, per man...	179.3,	1970
Most Times Qualifying for Tournament, Team.....	7,	Christian Brothers (Tenn.).

TOURNAMENT RECORDS PRIOR TO REVISED FORMAT (1962-64)

High Team Game.....	1,088,	Pomona (Calif.), 1963
High Team 3-Game Series.....	2,939,	Southwestern Louisiana, 1963
High Team 12-Game Block.....	11,500,	Southwestern Louisiana, 1963
High Individual Game.....	286,	Dick Leonard, Indiana State, 1962
High Individual 3-Game Series.....	742,	Bob Johnson, Detroit Tech (Mich.), 1962
High Individual Average.....	201.83,	Lowell French, Indiana State, 1963 (2,422 pins, 12 games)
Individual 200 Games.....	8,	Larry Yurcho, Harding (Ark.), 1963
Total 200 Games, All Bowlers.....	304,	1963

QUALIFYING ROUND RECORDS

High Individual Game.....	279,	Dave Reeves, College of Great Falls (Mont.), 1971
High Individual 6-Game Block.....	1,387	John Younger, Claremont-Harvey Mudd (Calif.) 1971
High Team Game.....	1,134,	Omaha (Neb.), 1966
High Team 6-Game Block.....	6,216,	Omaha (Neb.), 1966

1971 INDIVIDUAL LEADERS

<u>Name-Team</u>	<u>G</u>	<u>High Game</u>	<u>Total Pins</u>	<u>Average</u>
1. Steve Rumbaugh, West Virginia State College	15	226	2894	192.14
2. John Younger, Claremont-Harvey Mudd (Calif.)	15	236	2890	192.10
3. Dave Hudson, Harding College (Ark.)	15	265	2883	192.3
4. Don Upton, Southwest Baptist College (Mo.)	15	223	2827	188.7
5. Ed Back, Harding College (Ark.)	15	213	2801	186.11
5. William King, Superior State Univ. (Wis.)	15	211	2801	186.11
7. Dave Coy, Southwest Baptist College (Mo.)	15	235	2792	186.2
8. Roger Girton, Appalachian St. Univ. (N.C.)	15	206	2767	184.7
9. Gary Parsons, Harding College (Ark.)	15	214	2760	184.0
10. Bill Grubisch, Winona State (Minn.)	15	211	2751	183.6
11. Steve Monaco, Bryant College (R.I.)	15	240	2744	182.14
12. Gary Niesel, Superior St. Univ. (Wis.)	15	236	2742	182.12
13. John Duda, Bryant College (R.I.)	15	246	2740	182.10
14. Roger Nelson, Superior St. Univ. (Wis.)	15	233	2734	182.4
15. Jeff Edwards, Superior St. Univ. (Wis.)	15	213	2730	182.0
16. Gregory Corbin, West Virginia St. Col.	15	215	2715	181.0
17. Mark Poteat, Harding College (Ark.)	15	226	2694	179.9
18. Ron Tucker, Appalachian State Univ. (N.C.)	15	222	2693	179.8
19. Donald King, West Virginia St. College	15	213	2689	179.4
20. Pete Koenig, Appalachian St. Univ. (N.C.)	15	207	2674	178.4
21. Jim Harris, Claremont-Harvey Mudd (Calif.)	15	213	2672	178.2
22. Glenn Hanmer, Harding College (Ark.)	15	211	2664	177.9
23. Steve Diamond, Bryant College (R.I.)	15	239	2656	177.1
24. Don Dunn, Bryant College (R.I.)	15	203	2653	176.13
24. Ron Williams, Southwest Baptist (Mo.)	15	243	2653	176.13

FINAL SINGLES ROLL-OFF

	<u>Games</u>	<u>Total Pins</u>	<u>Average</u>	<u>Final Roll-off</u>
John Younger, Claremont-Harvey Mudd (Calif.)	15	2890	192.1	194-204-398
Steve Rumbaugh, West Virginia State	15	2894	192.1	217-176-393


FINALS DOUBLES ROLL-OFF

	<u>One-Block Qualifying</u>	<u>Final Roll-off</u>
Dave Hudson and Glen Hanmer, Harding (Ark.)	804	357
Steve Monaco and John Duda, Bryant (R.I.)	807	346

FINAL TEAM STANDINGS

	<u>Won</u>	<u>Lost</u>	<u>Actual Pins</u>	<u>Bonus Pins</u>	<u>Grand Total Pins</u>
1. Harding (Ark.)	10	5	13794	2500	16294
2. Superior State (Wis.)	8	7	13594	2000	15954
3. Bryant (R.I.)	9	6	13298	2250	15548
4. West Virginia State	7	8	13258	1750	15108
5. Southwest Baptist (Mo.)	6-1/2	8-1/2	13315	1625	14940
6. Claremont-Harvey Mudd (Calif.)	7	8	13098	1750	14848
7. Winona State (Minn.)	6-1/2	8-1/2	13075	1625	14700
8. Appalachian State (N.C.)	6	9	13170	1500	14670

CROSS COUNTRY



ALL ALONE...Rex Maddaford of Eastern New Mexico was all alone at the finish line at the 15th Annual NAIA Cross Country Championships at William Jewell College. Maddaford posted a 25:29.4 mark for first place honors while Eastern Michigan University won the team title.

CROSS COUNTRY

Cross Country was added to the NAIA program in 1956 and the first 12 championships were run on a four-mile course at the Elmwood Park Golf Course in Omaha, Nebraska and hosted by the University of Nebraska at Omaha.

In 1968 the meet was shifted to Stanley Draper Lake in Oklahoma City, Oklahoma and the course was expanded to five miles. In 1969 the national championship was again held in Oklahoma City, Oklahoma, but the site was moved to Woodson Park.

Eastern Michigan University moved from runner-up to capture its third championship in the past five years. The Hurons finished 3, 13, 15, 26, and 29 for a team total of 86 points. Fort Hays State (Kan.), the winner for the past two years, finished with 136 points for second. There were 46 teams represented in competition for the title and 330 individuals in the meet, setting a new record for individual participation in the National meet. The 1970 National Meet was held at William Jewell College, Liberty, Missouri.

<u>CHAMPIONS</u>		<u>RUNNERS-UP</u>		
1970	Eastern Michigan	86	Fort Hays State (Kan.)	136
1969	Fort Hays State (Kan.)	102	Eastern Michigan	118
1968	Fort Hays State (Kan.)	106	Emporia State (Kan.)	110
1967	Eastern Michigan	85	St. Cloud State (Minn.)	88
1966	Eastern Michigan	126	Howard Payne (Tex.)	155
1965	Fort Hays State (Kan.)	42	Whitworth (Wash.)	117
1964	Howard Payne (Tex.)	29	Fort Hays State (Kan.)	69
1963	Fort Hays State (Kan.)	53	Emporia State (Kan.)	69
1962	Emporia State (Kan.)	50	Fort Hays State (Kan.)	95
1961	Emporia State (Kan.)	73	Fort Hays State (Kan.)	75
1960	Southern Illinois	37	Graceland (Iowa)	100
1959	Emporia State (Kan.)	62	Kearney State (Neb.)	66
1958	Emporia State (Kan.)	67	South Dakota State	73
1957	Howard Payne (Tex.)	45	South Dakota State	64
1956	South Dakota State	71	Fort Hays State (Kan.)	88

INDIVIDUAL CHAMPIONS

Five-Mile Course

1970	Rex Maddaford, Eastern New Mexico	25:29.4
1969	Ralph Foote, Taylor (Ind.)	24:53.0
1968	John Mason, Fort Hays State (Kan.)	23:40.0

Four-Mile Course

1967	John Mason, Fort Hays State (Kan.)	20:14.0
1966	Pat McMahon, Oklahoma Baptist	19:53.6
1965	Pat McMahon, Oklahoma Baptist	20:28.5
1964	John Camien, Emporia State (Kan.)	20:25.8
1963	John Camien, Emporia State (Kan.)	20:23.7
1962	Ireland Sloan, Emporia State (Kan.)	20:22.7
1961	Jim Keefe, Central Connecticut State	21:18.5
1960	Joe Thomas, Southern Illinois	20:39.0
1959	Tom O'Riordan, Idaho State	20:55.6
1958	Ed Vander Heuval, Central Michigan	20:55.6
1957	Don Brooksiek, South Dakota State	21:00.8
1956	Ray Manion, Redlands (Calif.)	22:42.3

CROSS COUNTRY RECORDS

4-Miles	19:53.6 by Pat McMahon, Oklahoma Baptist, 1966.
5-Miles	23:40.0 by John Mason, Fort Hays State (Kan.), 1968.
Best Winning Score	29 Points by Howard Payne (Tex.), 1964, Jim Ewing (2), Bill Thomas (4), Tommie Sikes (6), Alex McKee (8), and Jack Petty (9).

FIFTEENTH ANNUAL CROSS COUNTRY CHAMPIONSHIP

William Jewell College, Liberty, Missouri
November 21, 1970

INDIVIDUAL STANDINGS

<u>SCHOOL</u>	<u>TIME</u>	<u>TEAM STANDINGS</u>
1. Rex Maddaford, Eastern New Mexico	25:29.4	1. EASTERN MICHIGAN (86)
2. Mike McDonald, Adams State (Colo.)	25:36	Ellis 3, Furst 13, Boudreau 15, Bilsborrow 26, Campbell 29
3. David Ellis, Eastern Michigan	25:50	2. FORT HAYS STATE (KAN.) (136)
4. Jack Weyers, Peru State (Neb.)	25:52	Penka 6, Bradrick 16, McLeland 19, Birmbaum 36, Boehmer 59
5. David Antognoli, Edinboro State (Pa.)	25:56	3. EASTERN NEW MEXICO (167)
6. Alvin Penka, Fort Hays State (Kan.)	26:01	Maddaford 1, Ebell 23, Sando 39, Chavez 48, Yochum 56
7.*Jimmy Howell, North Carolina Central	26:09	4. OCCIDENTAL (CAL.) (204)
8. Tom Fleming, Paterson St. (N.J.)	26:20	Rude 12, Kendig 31, Ande 51, Bean 52, McIntire 58
9. Ronnie Cope, David Lipscomb (Tenn.)	26:30	5. ADAMS STATE (COLO.) (243)
10. Ralph Foote, Taylor (Ind.)	26:31	McDonald 2, Ramey 24, Vining 41, Barks 79, Lujan 97
11. Dan Cloeter, Concordia Teachers (Neb.)	26:35	6. CENTRAL WASHINGTON STATE (280)
12. Len Brenny, St. Cloud St. (Minn.)	26:35	Bloom 21, Kelly 22, Rice 62, Curd 68, Moody 107
13. Al Rude, Occidental (Cal.)	26:35	7. DAVID LIPSCOMB (TENN.) (304)
14. Terry Furst, Eastern Michigan	26:35	Cope 8, Stites 33, Hawkinson 43, Groom 46, Shelton 174
15. Pat Rinn, Nebraska (Omaha)	26:35	8. TAYLOR (IND.) (333)
16. Robert Boudreau, Eastern Michigan	26:35	Foote 9, Ludwick 40, Dubach 67, Welty 75, Shrock 142
17. Thomas Bradrick, Fort Hays State (Kan.)	26:35	9. SOUTHERN OREGON (340)
18.*Mike Nixon, Pittsburg State (Kan.)	26:35	Salter 17, Durbin 32, Vail 50, Barry 111, Thomas 130
19.*Stephen Podgajny, Lock Haven St. (Pa.)	26:35	10. LORAS (IOWA) (360)
20. Jack Salter, Southern Oregon	26:35	Cassaday 20, Seamer 44, Wagner 57, Merrick 69, Bowers 170
21.*Mike Sellers, Biola College (Cal.)	26:35	11. CARTHAGE (WIS.) 370
22. Terry Helms, Western Carolina (N.C.)	26:45	12. PLATTEVILLE STATE (WIS.) 385
23. Ronald McLeland, Fort Hays State (Kan.)	26:45	13. PERU STATE (NEB.) 447
24. Mike Cassaday, Loras (Iowa)	26:49	14. NEBRASKA (OMAHA) 451
25. Bill Bloom, Central Washington State	26:55	15. ST. CLOUD STATE (MINN.) 474
26. Terry Kelly, Central Washington State	26:56	DOANE (NEB.) 474
27. Ed Ebell, Eastern New Mexico	26:57	17. WESTERN CAROLINA (N.C.) 475
28. Tim Ramey, Adams State (Colo.)	26:58	18. INDIANA (PENN.) 510
29. Mark Reisweber, Carthage (Wis.)	26:58	19. EDINBORO STATE (PA.) 514
30. James Bilsborrow, Eastern Michigan	26:59	20. EMPORIA STATE (KAN.) 519
31.*Don Yahle, Alma (Mich.)	27:03	21. CONCORDIA (NEB.) 572
32.*Peter Fredrikson, USIU (Calif.)	27:03	22. DICKINSON STATE (N.D.) 578
33. Al Russell, Platteville State (Wis.)	27:05	23. PATERSON STATE (N.J.) 620
34. Clayton Nichols, Livingston (Ala.)	27:05	24. CUMBERLAND (KY.) 635
35. David Campbell, Eastern Michigan	27:06	25. NORTHERN STATE (S.DAK.) 638
36. Joe McGhee, Carthage (Wis.)	27:06	26. SOUTH DAKOTA TECH 669
37. Brad Kendig, Occidental (Calif.)	27:06	27. MALONE (OHIO) 682
38. Mike Durbin, Southern Oregon	27:10	28. PEMBROKE STATE (N.C.) 688
39. Perry Stites, David Lipscomb (Tenn.)	27:11	29. SPRING ARBOR (MICH.) 701
40. Merv Harlan, Emporia State (Kan.)	27:12	30. OKLAHOMA BAPTIST 817
41. Mike McCormick, Nebraska (Omaha)	27:13	
42. James Birnbaum, Fort Hays State (Kan.)	27:13	
43. Dave Harris, Peru State (Neb.)	27:14	
44. Glenn Appell, Kansas Wesleyan	27:15	
45.*Roger Low, John Brown (Ark.)	27:16	
46. Harold Sando, Eastern New Mexico	27:16	
47. Bradley Ludwick, Taylor (Ind.)	27:16	
48. Steve Vining, Adams State (Colo.)	27:17	
49. Bruce Sabacky, South Dakota Tech	27:18	
50. Steve Hawkinson, David Lipscomb (Tenn.)	27:19	

*Denotes individual runners (not counted in team scoring).

FIFTEENTH ANNUAL CROSS COUNTRY CHAMPIONSHIP (Continued)

31. KANSAS WESLEYAN	822	37. OAKLAND CITY (IND.)	948
32. KEARNEY STATE (NEB.)	823	38. AQUINAS (MICH.)	963
33. LIVINGSTON (ALA.)	850	39. SCHOOL OF THE OZARKS (MO.)	1002
34. WEST LIBERTY ST. (W.VA.)	886	40. WESTERN ILLINOIS	1004
35. GRACELAND (IA.)	897	41. SOUTHWESTERN (KAN.)	1012
36. SOUTHERN STATE (ARK.)	903	42. GREENVILLE (ILL.)	1067

PREVIOUS TEAM AND INDIVIDUAL MEDAL WINNERS

1956

First Place.	South Dakota State	71
Second Place	Fort Hays State (Kan.)	88
Third Place.	Howard Payne (Tex.)	94
1. Ray Manion, Redlands (Calif.)		22:42.3
2. Billy Tidwell, Emporia State (Kan.)		22:43
3. Bill Dunlap, Fort Hays State (Kan.)		23:10
4. Howard Meincke, Roanoke (Va.)		23:15
5. Donald Brooksiek, South Dakota State		23:20

1957

First Place.	Howard Payne (Tex.)	45
Second Place	South Dakota State	64
Third Place.	Oklahoma Baptist	93
1. Don Brooksiek, South Dakota State		21:00.8
2. Fred Sandoval, Western Illinois		21:10
3. Bill Dunlap, Fort Hays State (Kan.)		21:13
4. Bill Gallaher, San Diego State (Calif.)		21:27
5. Thomas O'Riordan, Idaho State		21:28

1958

First Place.	Emporia State (Kan.)	67
Second Place	South Dakota State	73
Third Place.	Oklahoma Baptist	77
1. Ed Vander Heuvel, Central Michigan		20:55.6
2. Thomas O'Riordan, Idaho State		21:04
3. Paul Whitely, Emporia State (Kan.)		21:34
4. Dennis Matheson, Emporia State (Kan.)		21:35
5. Willie Myers, Howard Payne (Tex.)		21:38

1959

First Place.	Emporia State (Kan.)	62
Second Place	Kearney State (Neb.)	66
Third Place.	Howard Payne (Tex.)	80
1. Thomas O'Riordan, Idaho State		20:55.6
2. Paul Whitely, Emporia State (Kan.)		21:21
3. Odduar Helgeson, North Dakota State		21:25
4. Nyal Brings, Univ. of South Dakota		21:35
5. Warner Wirta, Emporia State (Kan.)		21:38

PREVIOUS TEAM AND INDIVIDUAL MEDAL WINNERS (Continued)

1960

First PlaceSouthern Illinois	37
Second PlaceGraceland Iowa	100
Third PlaceHoward Payne (Tex.)	102
1.	Joe Thomas, Southern Illinois	20:39.0
2.	Earl Detrick, Graceland (Iowa)	20:55
3.	John Flamer, Southern Illinois	21:03
4.	Odduar Helgeson, North Dakota State	21:06
5.	Frank Schweizer, Mankato State (Minn.)	21:07

1961

First PlaceEmporia State (Kan.)	73
Second PlaceFort Hays State (Kan.)	75
Third PlaceCentral Connecticut State	85
1.	Jim Keefe, Central Connecticut	21:18.5
2.	Phillip Lorenc, Western Illinois	21:23
3.	Dean White, Doane (Neb.)	21:31
4.	Robert Mohler, Fort Hays State (Kan.)	21:38
5.	Bill Kozar, Western Illinois	21:39

1962

First PlaceEmporia State (Kan.)	50
Second PlaceFort Hays State (Kan.)	95
Third PlaceHoward Payne (Tex.)	115
1.	Ireland Sloan, Emporia State (Kan.)	20:22.7
2.	Jim Keefe, Central Connecticut State	20:40
3.	John Camien, Emporia State (Kan.)	20:46
4.	Dean White, Doane (Neb.)	20:59
5.	Phil Lorenc, Western Illinois	21:01

1963

First PlaceFort Hays State (Kan.)	53
Second PlaceEmporia State (Kan.)	69
Third PlaceHoward Payne (Tex.)	82
1.	John Camien, Emporia State (Kan.)	20:23.7
2.	Ireland Sloan, Emporia State (Kan.)	20:31
3.	Bill Kozar, Western Illinois	20:51
4.	Donald Lakin, Fort Hays State (Kan.)	20:59
5.	Jim Ewing, Howard Payne (Tex.)	21:07

1964

First PlaceHoward Payne (Tex.)	29
Second PlaceFort Hays State (Kan.)	69
Third PlaceRedlands (Calif.)	110
1.	John Camien, Emporia State (Kan.)	20:25.8
2.	Jim Ewing, Howard Payne (Tex.)	20:30
3.	Donald Lakin, Fort Hays State (Kan.)	20:36
4.	Malcolm Robinson, Southwestern Louisiana	20:50
5.	Bill Thomas, Howard Payne (Tex.)	21:02

PREVIOUS TEAM AND INDIVIDUAL MEDAL WINNERS (Continued)

1965

First Place.	Fort Hays State (Kan.)	43
Second Place	Whitworth (Wash.)	117
Third Place.	Peru State (Neb.)	171
1.	Pat McMahon, Oklahoma Baptist	20:28.5
2.	Don Lakin, Fort Hays State (Kan.)	20:40
3.	Van Nelson, St. Cloud State (Minn.)	20:53
4.	Ken Gould, Omaha (Neb.)	21:26
5.	John Mason, Fort Hays State (Kan.)	21:32

1966

First Place.	Eastern Michigan	43
Second Place	Howard Payne (Tex.)	155
Third Place.	Whitman (Wash.)	166
1.	Pat McMahon, Oklahoma Baptist	19:53.6
2.	John Mason, Fort Hays State (Kan.)	19:59
3.	Van Nelson, St. Cloud State (Minn.)	20:00
4.	Jim Ewing, Howard Payne (Tex.)	20:11
5.	Arthur McAndrew, College of Santa Fe (N.M.)	20:37

1967

First Place.	Eastern Michigan	85
Second Place	St. Cloud State (Minn.)	88
Third Place.	Occidental (Calif.)	119
1.	John Mason, Fort Hays State (Kan.)	20:14.0
2.	David Ellis, Eastern Michigan	20:16
3.	Van Nelson, St. Cloud State (Minn.)	20:17
4.	Pat McMahon, Oklahoma Baptist	20:39
5.	Bob Schoonover, Occidental (Calif.)	20:48

1968

First Place.	Fort Hays State (Kan.)	106
Second Place	Emporia State (Kan.)	110
Third Place.	Eastern Michigan	126
1.	John Mason, Fort Hays State (Kan.)	23:40.0
2.	David Ellis, Eastern Michigan	23:43
3.	Larbi Oukada, Fort Hays State (Kan.)	23:52
4.	Tom Hoffman, Whitewater State (Wis.)	23:55
5.	Philip Captain, Taylor (Ind.)	23:57

1969

First Place.	Fort Hays State (Kan.)	102
Second Place	Eastern Michigan	118
Third Place.	Westmont (Calif.)	171
1.	Ralph Foote, Taylor (Ind.)	24:53.0
2.	Larbi Oukada, Ft. Hays State (Kan.)	24:55
3.	David Ellis, Eastern Michigan	24:59
4.	Robert Montoya, Adams State (Colo.)	25:05
5.	Arthur Botterill, Southwestern Louisiana	25:08

FOOTBALL - DIVISION I



DOUGLAS AT WORK...Quarterback Karl Douglas (16) Texas A&I's versatile quarterback goes back to pass as running back Guile Vela (21) provides blocking support in the Javelinas' 48-7 Champion Bowl victory over Wofford College (S.C.) played before 12,625 fans at Sirmine Stadium in Greenville, S.C. Douglas connected on 8 of 14 passes for 171 yards and added 33 yards rushing to be voted the game's Outstanding Back.

FOOTBALL

A major addition to the NAIA national event program was made in 1956 when a championship football game between two outstanding NAIA teams was played.

Little Rock, Arkansas was selected as the site of the first NAIA Football Classic. The city, the state, and the aluminum industry of Arkansas gave 100% support to the game which was named the Aluminum Bowl.

The second annual NAIA championship football game was played in St. Petersburg, Florida, and was named the Holiday Bowl by the local sponsoring Chamber of Commerce. The championship game remained in St. Petersburg until 1961, having been televised until 1960.

In 1958, the Football Championships were extended to a four-team playoff with the winners of two semi-final games advancing to the Holiday Bowl Game. Four years later, the championship game was moved to Sacramento, California, where it was held through 1963.

The 1964 and 1965 championships were held in Augusta, Georgia, and were known as the Champion Bowl, which now has been adopted as the official name of the NAIA Football Championship. The 1966 Champion Bowl was played in Tulsa, Oklahoma.

The 1970 Champion Bowl was played at Sirmine Stadium, Greenville, South Carolina, marking the fourth consecutive year that the game has been played at or near the site of one of the finalists. Texas A & I, behind the passing attack of quarterback Karl Douglas and the running of Guile Vela and Clarence Alberts, defeated Wofford, 48-7, to win its second straight NAIA championship and became the first team in NAIA football history to win three national titles.

CHAMPIONSHIP RESULTS

- 1970 - Texas A&I 48, Wofford (S.C.) 7
- 1969 - Texas A&I 32, Concordia (Minn.) 7
- 1968 - Troy State (Ala.) 43, Texas A&I 35
- 1967 - Fairmont State (W.Va.) 28, Eastern Washington State 21
- 1966 - Waynesburg (Pa.) 42, Whitewater State (Wis.) 21
- 1965 - St. John's (Minn.) 33, Linfield (Ore.) 0
- 1964 - Concordia (Minn.) 7, Sam Houston State (Tex.) 7 (tie)
- 1963 - St. John's (Minn.) 33, Prairie View A&M (Tex.) 27
- 1962 - Central Oklahoma State 28, Lenoir Rhyne (N.C.) 13
- 1961 - Pittsburg State (Kan.) 12, Linfield (Ore.) 7
- 1960 - Lenoir Rhyne (N.C.) 15, Humboldt State (Calif.) 14
- 1959 - Texas A&I 20, Lenoir Rhyne (N.C.) 7
- 1958 - Northeastern Oklahoma State 19, Northern Arizona 13
- 1957 - Pittsburg State (Kan.) 27, Hillsdale (Mich.) 26
- 1956 - St. Joseph's (Ind.) 0, Montana State 0 (Tie)

PLAY-OFF RESULTS

- 1970 - Wofford (S.C.) 12, West Liberty State (W.Va.) 6
Texas A&I 16, Platteville State (Wis.) 0
- 1969 - Concordia (Minn.) 27, Hillsdale (Mich.) 0
Texas A&I 28, New Mexico Highlands 23
- 1968 - Troy State (Ala.) 63, Willamette (Ore.) 10
Texas A&I 20, Northern State (S.D.) 0
- 1967 - Fairmont State (W.Va.) 21, Northern Michigan 7
Eastern Washington State 28, New Mexico Highlands 14
- 1966 - Waynesburg (Pa.) 30, New Mexico Highlands 27
Whitewater State (Wis.) 41, Central (Iowa) 18
- 1965 - St. John's (Minn.) 28, Fairmont State (W.Va.) 7
Linfield (Ore.) 30, Sul Ross State (Tex.) 27

PLAY-OFF RESULTS (Continued)

- 1964 - Concordia (Minn.) 28, Linfield (Ore.) 6
Sam Houston State (Tex.) 32, Findlay (Ohio) 21
- 1963 - Prairie View A&M (Tex.) 20, Kearney State (Neb.) 7
St. John's (Minn.) 54, College of Emporia (Kan.) 0
- 1962 - Central Oklahoma State 20, College of Emporia (Kan.) 0
Lenoir Rhyne (N.C.) 20, Northern State (S.D.) 7
- 1961 - Linfield (Ore.) 18, Whittier (Calif.) 7
Pittsburg State (Kan.) 28, Northern State (S.D.) 14
- 1960 - Humboldt State (Calif.) 13, Whitworth (Wash.) 6
Lenoir Rhyne (N.C.) 20, Northern Michigan 20 (tie)
- 1959 - Texas A&I 20, Hillsdale (Mich.) 0
Lenoir Rhyne (N.C.) 47, Southern Connecticut State 20
- 1958 - Northeastern Oklahoma State 19, St. Benedict's (Kan.) 14
Arizona State College 41, Gustavus Adolphus (Minn.) 12

FINAL 1970 NAIA TOP 20 FOOTBALL TEAMS

<u>THE TOP TEN</u>			<u>DIVISION I</u>		<u>THE SECOND TEN</u>	
<u>RANK</u>	<u>TEAM(First Place Votes)</u>	<u>RECORD</u>	<u>POINTS</u>	<u>RANK</u>	<u>TEAM</u>	<u>RECORD</u>
1.	Texas A&I (16)	(11-1)	160	11.	Central Oklahoma State	(9-2)
2.	Jacksonville St. (Ala)	(10-0)	131	12.	Bluefield St. (W.Va.)	(7-1)
3.	Platteville St. (Wis.)	(10-1)	115	13.	Grambling (La.)	(8-2)
4.	Wofford (S.C.)	(11-1)	104	14.	Gustavus Adolphus (Minn.)	(8-2)
5.	New Mexico Highlands	(9-2)	93	15.	Ouachita Baptist (Ark.)	(8-2)
6.	West Liberty St. (W.Va.)	(8-1-1)	78	16.	Virginia State	(8-2)
7.	Alcorn A&M (Miss.)	(8-1)	62	17.	Johnson C. Smith (N.C.)	8-2
8.	Linfield (Ore.)	(8-1)	40	18.	Hillsdale (Mich.)	(8-2)
9.	Southwestern Okla. St.	(8-1-1)	34	19.	Eastern Michigan	(6-2-1)
10.	Northeastern Okla. St.	(8-1-1)	29	20.	Pittsburg St. (Kan.)	(8-2)

1970 CHAMPION BOWL GAME

<u>GAME STATISTICS</u>			<u>SCORING SUMMARY</u>						
	<u>WOFFORD</u>	<u>TEXAS A&I</u>	<u>Texas A&I</u>	<u>7</u>	<u>13</u>	<u>22</u>	<u>6</u>	<u>--</u>	<u>48</u>
First Downs	12	25	Wofford	0	0	7	0	--	7
Rushing Yardage	54	339	Texas A&I - Ernest Price 1 yard run (Wendel kick)						
Passing Yardage	100	235	Texas A&I - Clarence Alberts 79 yard run (Wendel kick)						
Passes	9-22	13-24	Texas A&I - Dwight Harrison 42 yard pass from Karl Douglas (kick failed)						
Had Intercepted	1	0	Texas A&I - Price 8 yard run (run failed)						
Punts	10-37.6	4-34.3	Texas A&I - Robert Young 79 yard run with fumble recovery (Douglas run)						
Fumbles Lost	1	2	Wofford - Harold Chandler 2 yard run (Bringman kick)						
Yards Penalized	26	54	Texas A&I - Don Washington 15 yard run (Kasper pass from Douglas)						
Attendance: 12,625			Texas A&I - Harrison 35 yard pass from Douglas (run failed)						

INDIVIDUAL STATISTICS

TEXAS A&I

Rushing

	<u>Att.</u>	<u>Yds.</u>	<u>Avg.</u>
Guile Vela	12	106	8.8
Karl Douglas	6	33	5.5
Don Washington	4	45	11.2
Clarence Alberts	11	123	11.2
Charles Matula	7	41	5.9
Marion Danna	2	-18	-9.0
Ernest Price	2	9	4.5

Passing

	<u>Att.</u>	<u>Comp.</u>	<u>Int.</u>	<u>Yds.</u>
Karl Douglas	14	8	0	171
Marion Danna	9	5	0	64
Mike Wendel	1	0	0	0

Pass Receiving

	<u>No.</u>	<u>Yds.</u>	<u>TD</u>
Dwight Harrison	4	97	2
Eldridge Small	4	49	0
Clarence Alberts	1	25	0
Levi Johnson	2	38	0
Robert Hubenak	1	16	0
Guile Vela	1	10	0

Punting

	<u>No.</u>	<u>Avg.</u>
Mike Wendel	4	34.3

WOFFORD

Rushing

	<u>Att.</u>	<u>Yds.</u>	<u>Avg.</u>
Cliff Boyd	15	47	3.1
Harold Chandler	7	-6	-0.8
Bobby Jordan	11	-1	-0.1
David Currie	11	23	2.2

Passing

	<u>Att.</u>	<u>Comp.</u>	<u>Int.</u>	<u>Yds.</u>
Harold Chandler	22	9	1	100

Pass Receiving

	<u>No.</u>	<u>Yds.</u>	<u>TD</u>
Wade Corn	3	36	0
David Creasy	3	39	0
David Currie	2	14	0
Bobby Jordan	1	11	0

Punting

	<u>No.</u>	<u>Avg.</u>
Scoter White	10	37.6

1970 CHAMPION BOWL SEMI-FINALS

AT GREENVILLE, S. CAROLINA (Nov. 28)

GAME STATISTICS

	<u>WEST LIBERTY</u>	<u>WOFFORD</u>
First downs	17	14
Rushing Yardage	209	250
Passing Yardage	78	74
Passes	8-18	7-15
Had Intercepted	3	1
Punts	5-28.4	6-34.1
Fumbles Lost	2	2
Yards Penalized	53	42

SCORE BY QUARTERS

West Liberty	0	0	6	0	- 6
Wofford	6	0	6	0	- 12

SCORING: West Liberty - Louis Piccone 4 run (kick failed). Wofford - Bobby Jordan 61 run (kick failed); 4 run (run failed)

AT KINGSVILLE, TEXAS (Nov. 28)

GAME STATISTICS

	<u>PLATTEVILLE</u>	<u>TEXAS A&I</u>
First Downs	14	13
Rushing Yards	77	168
Passing Yardage	122	118
Passes	7-25	7-17
Had Intercepted	4	2
Punts	4-34.0	6-39.0
Fumbles Lost	0	0
Yards Penalized	33	148

SCORE BY QUARTERS

Platteville	0	0	0	0	- 0
Texas A&I	0	6	3	7	- 16

SCORING: Texas A&I - Karl Douglas 1 run (kick failed); David Hopkins 23 yd. field goal; Eldridge Small, 85 yd. pass from Karl Douglas (Hopkins kick)

NAAI FOOTBALL RECORDS

SECTION I: NAAI CHAMPION BOWL RECORDS

Attendance Record - 15,000 at NAAI Champion Bowl, Montgomery, Alabama, Dec. 14, 1968.

TEAM RECORDS

TOTAL OFFENSE

Most first downs	27,	Texas A&I, 1969
Most net yards	574,	Texas A&I, 1970
Fewest net yards	148,	St. Joseph's, 1956
Most net yards, both teams	845,	Troy State and Texas A&I, 1968

RUSHING

Most net yards	377,	Waynesburg, 1966
Fewest net yards	minus -39,	Whitewater State, 1966
Most net yards, both teams	435,	Lenoir Rhyne and Central Oklahoma State, 1962

PASSING

Most net yards	368,	Troy State, 1968
Fewest net yards	None,	Montana State and St. Joseph's, 1956
Most passes attempted	44,	Troy State, 1968
Most passes completed	27,	Troy State, 1968
Fewest passes attempted	One,	St. Joseph's, 1956
Fewest passes completed	None,	Montana State and St. Joseph's, 1956
Most passes intercepted	Four,	Pittsburg State, 1957; Central Oklahoma State, 1962; and St. John's, 1965
Fewest passes intercepted	None,	Montana State and St. Joseph's, 1956; Waynesburg and Whitewater State, 1966; and Texas A&I, 1970
Most net yards, both teams	590,	Troy State and Texas A&I, 1968

PUNTING

Most punts	10,	Wofford, 1970
Fewest punts	Two,	Prairie View A&M, 1963; and Texas A&I, 1969
Best average	41.9,	St. Joseph's, 1956
Worst average	23.5,	Texas A&I, 1969

PENALTIES

Most penalties	Eight,	Texas A&I, 1969
Fewest penalties	One,	Whitewater State, 1966, and Waynesburg, 1966
Most yards penalized	80,	Troy State, 1968
Fewest yards penalized	Five,	Whitewater State, 1966

SCORING

Most points scored	48,	Texas A&I, 1970
Fewest points scored	None,	St. Joseph's, 1956; Montana State, 1956; and Linfield, 1965
Most points scored, losing team	35,	Texas A&I, 1968
Biggest winning margin	41,	Texas A&I, 1970

NAlA CHAMPION BOWL TEAM RECORDS (Continued)

SCORING

Most points, one quarter (both teams).... 48, Troy State and Texas A&I (second quarter), 1968
Most points, one half 28, Texas A&I, 1970
Most points, one half (both teams) 42, Troy State and Texas A&I (first half), 1968
Most points scored (both teams) 78, Troy State and Texas A&I, 1968
Fewest points scored (both teams)None, St. Joseph's and Montana State, 1956 (scoreless tie)

PLAYS

Most plays (rushing & passing) 1 team ... 88, Northeastern Oklahoma State, 1958
Fewest plays, one team 44, Whitewater State, 1966
Most plays, both teams153, Fairmont State and Eastern Washington State 1967
Fewest plays, both teams 99, Montana State and St. Joseph's, 1956
Most rushing plays, one team 82, Waynesburg, 1966
Fewest rushing plays, one team 14, Whitewater State, 1966
Most passing plays, one team 46, Troy State, 1968
Fewest passing plays, one teamOne, St. Joseph's, 1956
Longest gain 84, Pass, Karl Douglas to Dwight Harrison, Texas A&I, 1969
Longest rush 79, Clarence Alberts, Texas A&I, 1970
Longest pass 84, Pass, Karl Douglas to Dwight Harrison, Texas A&I, 1969
Longest scoring rush 79, Clarence Alberts, Texas A&I, 1970
Longest scoring pass 84, Karl Douglas to Dwight Harrison Texas A&I, 1969
Longest field goal 19, Marion Kirby, Lenoir Rhyne, 1960

INDIVIDUAL CHAMPION BOWL RECORDS

TOTAL OFFENSE

Most plays 49, Doug Maison, Hillsdale, 1957
Most net yards328, Sim Byrd, Troy State, 1968

RUSHING

Most rushes 41, Rich Dahar, Waynesburg, 1966
Most net yards233, Rich Dahar, Waynesburg, 1966

PASSING

Most passes attempted 44, Sim Byrd, Troy State, 1968
Most passes completed 25, Sim Byrd, Troy State, 1968
Most net yards324, Sim Byrd, Troy State, 1968
Most pass interceptionsThree, Ronnie Shelley, Troy State, 1968
Most passes had interceptedFour, Doug Maison, Hillsdale, 1957; Odell White Lenoir Rhyne, 1962; Terry Durham, Linfield 1965.
Best completion percentage857, (6 of 7), John Matous, Pittsburg State, 1957
..... .814 (13 of 16), Karl Douglas, Texas A&I, 1969
Most touchdown passes thrown 5, Sim Byrd, Troy State, 1968

PASSING (Continued)

Most passes intercepted by 4, Northern Arizona, 1958; St. John's, 1963; Texas A&I, 1970
Most net yards, both teams357, Troy State (271) and Willamette (86), 1968

PUNTING

Most punts11, Northern Arizona, 1958
Fewest punts 2, Whitewater State, 1966; St. John's, 1963
Best Average47.5, Whitewater State, 1966 (2 punts)
Worst average18.5, Central (Iowa), 1966 (8 punts)

PENALTIES

Most penalties13, Texas A&I, 1970
Fewest penalties 1, Northern State (S.D.), 1961
Most yards penalized141, Northern Arizona, 1958
Fewest yards penalized 5, Northern State (S.D.), 1961

SCORING

Most points scored63, Troy State, 1968
Fewest points scored 0, Hillsdale, 1959; College of Emporia, 1962
1963, Northern State (S.D.), 1968; Platteville State (Wis.), 1970
Most points scored, losing team27, Sul Ross State, 1965; New Mexico Highlands, 1966
Biggest winning margin54, St. John's, 1963
Most points, one quarter28, Troy State, 1968
Most points, one quarter (both teams)33, Lenoir Rhyne (27) vs. Southern Connecticut (6), 1959 (1st quarter)
Most points, one half42, Troy State (1st half), 1968
Most points, one half (both teams) ..47, Lenoir Rhyne (34) vs. Southern Connecticut (13), 1959 (1st half)
Most points scored (both teams)73, Troy State (63) vs. Willamette (10), 1968
Fewest points scored (both teams) ... 16, Texas A&I (16) vs. Platteville State (Wis.) (0), 1970

PLAYS

Most plays, one team86, New Mexico Highlands, 1969
Fewest plays, one team49, College of Emporia, 1962
Most plays, both teams151, Eastern Washington State (73) and New Mexico Highlands (78), 1967
Fewest plays, both teams112, College of Emporia and Central Oklahoma State, 1962
Most rushing plays, one team67, St. John's, 1965
Fewest rushing plays, one team15, Fairmont State, 1965
Longest rushing play90, Dennis Descoteau, Central (Iowa), 1966
Longest passing play85, Karl Douglas to Eldridge Small, Texas A&I, 1970
Longest scoring rush90, Dennis Descoteau, Central(Iowa), 1966
Longest scoring pass85, Karl Douglas to Eldridge Small, Texas A&I,1970
Longest punt return32, Lee Farmer, Lenoir Rhyne, 1959
Longest kickoff return69, John Spuhler, Northern Michigan 1967

INDIVIDUAL RECORDS

TOTAL OFFENSE

Most plays48, Chris Charnish, Platteville St. (Wis.) (25 passing-23 rushing); Grady Herold, New Mexico Highlands, 1965, (10 rushing-38 passing)

INDIVIDUAL CHAMPION BOWL RECORDS (Continued)

PASS RECEIVING

Most receptionsEight, Walt Poe, Hillsdale, 1957 and Jim Respondek
Texas A&I, 1969
Most net yards136, Dwight Harrison, Texas A&I, 1969
Most touchdown passes caughtTwo, Butch Pressley, Texas A&I,1957; Billy Jones,
Central Oklahoma State,1962; Hardy Reyerson,
St. John's, 1963; Dennis Williamson,White-
water State, 1966; Doug Taylor, Troy State,
1968; Dwight Harrison, Texas A&I,1968, 1969,
1970.

PUNTING

Most punts 10, Scooter White, Wofford, 1970
Best average41.0, Jerry Selinger, St. Joseph's, 1956

SCORING

Most points scored 18, Stan Suchta, St. John's, 1965, Rich Dahar
Waynesburg, 1966, and Dwight Harrison, Texas
A&I, 1969
Most touchdownsThree, Stan Suchta, St. John's, 1965, Rich Dahar,
Waynesburg, 1966, and Dwight Harrison,Texas
A&I, 1969
Most extra pointsFive, Randy Hicks, Troy State, 1968, and John
Kardow, Texas A&I, 1968
Most consecutive extra pointsFive, Randy Hicks, Troy State, 1968, and John
Kardow, Texas A&I, 1968
Most field goalsOne, Marion Kirby, Lenoir Rhyne, 1960

SECTION II: NAIA CHAMPION BOWL SEMI-FINALS

TEAM RECORDS

TOTAL OFFENSE

Most first downs 23, Southern Connecticut, 1959
Most net yards543, St. John's, 1963
Fewest net yards 63, Northern State, 1968
Most net yards, both teams774, Lenoir Rhyne (384) vs Southern Connecticut
(390), 1959

RUSHING

Most net yards502, St. John's, 1963
Fewest net yards 29, Fairmont State, 1965
Most net yards, both teams610, St. John's (502) vs College of Emporia
(108), 1963

PASSING

Most net yards271, Troy State, 1968
Fewest net yards 10, Texas A&I, 1959
Most passes attempted 39, Concordia, 1969
Most passes completed 18, Troy State, 1968
Fewest passes attempted 8, Central State (Iowa), 1966
Fewest passes completed 1, Texas A&I, 1968

FOOTBALL - DIVISION II

A major change was made in the NAIA football program in 1970 when a championship program was created for Division II football playing institutions. Division II football came into being after a year long study of the membership and the Division structure was endorsed by the NAIA Football Coaches' Association.

A separate rating panel was selected for Division II teams and at the conclusion of the season, the four teams were picked for the Division II Semi-Finals. The Division II Championship game was played at Taggart Stadium, New Castle, Pa., on December 5, 1970.

Westminster (Pa.) was the first Division II Champion, beating Anderson (Ind.), 21-16, behind the passing attack of quarterback Dave Bierbach and the running of Joe Veres.

DIVISION II CHAMPIONSHIP RESULTS

1970 - Westminster 21, Anderson 16

PLAYOFF RESULTS

1970 - Anderson 36, Minot State 14
Westminster 20, Edinboro State 7

FINAL 1970 NAIA TOP 20 FOOTBALL TEAMS

<u>THE TOP TEN</u>			<u>DIVISION II</u>		<u>THE SECOND TEN</u>	
<u>RANK</u>	<u>TEAM (First Place Votes)</u>	<u>Record</u>	<u>Points</u>	<u>RANK</u>	<u>TEAM</u>	<u>Record</u>
1.	Westminster (Pa.) (15)	(10-0)	159	11.	Claremont-Mudd (Calif.)	(8-1)
2.	Anderson (Ind.)	(9-2)	132	12.	Franklin (Ind.)	(7-3)
3.	Edinboro State (Pa.)	(9-1)	128	13.	Concordia (Neb.)	(8-1)
4.	Tuskegee (Ala.)	(9-1)	96	14.	Yankton (S.D.)	(8-2)
5.	Minot State (N.D.)	(7-1)	92	15.	Defiance (Ohio)	(7-2)
6.	Simon Fraser (B.C.-Can.)	(8-0)	64	16.	Wayne State (Neb.)	(7-3)
7.	California Lutheran (1)	(8-1-1)	54	17.	Central(Iowa)	(6-2)
8.	Montana Tech	(9-1)	50	18.	Simpson (Iowa)	(6-2)
9.	Carthage (Wis.)	(7-1-1)	42	19.	Kansas Wesleyan	(7-2)
10.	Missouri Valley	(8-2)	24	20.	(tie) Frostburg St. (Md.)	(7-1)
				20.	(tie) Hastings (Neb.)	(7-1)

OTHERS RECEIVING VOTES: Ottawa (Kan.); United States International (Calif.)

1970 DIVISION II CHAMPIONSHIP GAME

GAME STATISTICS

	<u>ANDERSON</u>	<u>WESTMINSTER</u>
First Downs	15	15
Rushing Yardage	99	164
Passing Yardage	244	104
Passes	20-36	8-16
Had Intercepted	4	2
Punts	4-29.8	4-34.0
Fumbles Lost	0	1
Yards Penalized	102	67

SCORING SUMMARY

	Anderson	0	0	0	16	--	16
Westminster	7	14	0	0	--	21	
Westminster - Joe Veres	1 run (John Ebersberger kick)						
Westminster - Dave Milliron	17 pass from Dave Bierbach (Ebersberger kick)						
Westminster - Dave Milliron	15 pass from Dave Bierbach (Ebersberger kick)						
Anderson - Warren Ferguson	3 pass from Mike Manley (Neal Rector pass from Manley, 2 pts.)						
Anderson - Rick Pertler	5 pass from Mike Manley (Kirk Carpenter pass from Manley, 2 pts.)						

INDIVIDUAL STATISTICS

<u>ANDERSON</u>			
Rushing			
	<u>Att.</u>	<u>Yards</u>	<u>Avg.</u>
Neal Rector	5	33	6.6
Paul Steinberg	10	25	2.5
Mike Manley	6	21	3.5
Ray Monroe	2	16	8.0
Kirk Carpenter	1	4	4.0

Passing				
	<u>Att.</u>	<u>Comp.</u>	<u>Int.</u>	<u>Yds.</u>
Mike Manley	36	20	4	244

Pass Receiving			
	<u>No.</u>	<u>Yards</u>	<u>TD</u>
Kirk Carpenter	8	119	0
Warren Ferguson	6	53	1
Neal Rector	3	50	0
Rick Pertler	2	18	1
Paul Steinberg	1	4	0

Punting			
	<u>No.</u>	<u>Avg.</u>	<u>Long</u>
Brian Johnson	4	29.8	38

<u>WESTMINSTER</u>			
Rushing			
	<u>Att.</u>	<u>Yards.</u>	<u>Avg.</u>
Joe Veres	24	105	4.4
Dave Bierbach	8	36	4.5
Phil King	11	31	3.3
Gene McNamara	2	8	4.0

Passing				
	<u>Att.</u>	<u>Comp.</u>	<u>Int.</u>	<u>Yds.</u>
Dave Bierbach	14	7	2	68
Roger Price	1	1	0	36
Gene McNamara	1	0	0	0

Pass Receiving			
	<u>No.</u>	<u>Yards</u>	<u>TD</u>
David Milliron	3	68	2
Joe Veres	3	18	0
Bill Fitts	1	15	0
Phil King	1	3	0

Punting			
	<u>No.</u>	<u>Avg.</u>	<u>Long</u>
Roger Price	4	34.0	51

1970 CHAMPIONSHIP SEMI-FINALS

AT ANDERSON, IND. (Nov. 28)
GAME STATISTICS

	MINOT	ANDERSON
First Downs	15	18
Rushing Yardage	84	242
Passing Yardage	108	207
Passes	12-29	11-24
Had Intercepted	4	3
Punts	5-36.8	2-43.0
Fumbles Lost	1	1
Yards Penalized	55	93

SCORE BY QUARTERS						
Minot	0	7	7	0	--	14
Anderson	14	0	22	0	--	36

SCORING: Minot - Fred Bentz 94 kick off return (Wortinger kick); Ron Just 2 yd. pass from Jack Lundean (Wortinger kick)
Anderson - Kirk Carpenter 3 (32 pass from Mike Manley; 30 pass from Paul Steinberg; 20 pass from Carpenter; Mike Manley 65 run; Neal Rector 9 run; PAT - Manley to Carpenter (2 pts.); Rector run; Manley run.

AT NEW CASTLE, PA. (Nov. 28)
GAME STATISTICS

	EDINBORO	WESTMINSTER
First Downs	10	12
Rushing Yardage	174	109
Passing Yardage	50	99
Passes	2-7	13-26
Had Intercepted	2	3
Punts	5.27.2	8-30.5
Fumbles Lost	3	1
Yards Penalized	10	15

SCORE BY QUARTERS						
Edinboro	0	0	0	7	--	7
Westminster	7	6	0	7	--	20

SCORING: Edinboro - Al Raines 40 pass from Joe Sanford (Rockwell kick). Westminster - Dave Bierbach 1 run (Ebersberger kick); Joe Veres 9 pass from Bierbach (kick failed); Dave Milliron 23 pass from Bierbach (Ebersberger kick).

NAIA FOOTBALL RECORDS

SECTION III: DIVISION II CHAMPIONSHIP

TEAM RECORDS

TOTAL OFFENSE

Most first downs	15,	Anderson and Westminster, 1970
Most net yards	343,	Anderson, 1970
Fewest net yards	268,	Westminster, 1970
Most net yards, both teams	611,	Anderson and Westminster, 1970

RUSHING

Most net yards	164,	Westminster, 1970
Fewest net yards	99,	Anderson, 1970
Most net yards, both teams	263,	Westminster and Anderson, 1970

PASSING

Most net yards	244,	Anderson, 1970
Fewest net yards	104,	Westminster, 1970
Most passes attempted	36,	Anderson, 1970
Most passes completed.....	20,	Anderson, 1970
Fewest passes attempted	16,	Westminster, 1970
Fewest passes completed	8,	Westminster, 1970
Most passes intercepted	4,	Anderson, 1970
Fewest passes intercepted	2,	Westminster, 1970
Most net yards, both teams	348,	Anderson and Westminster, 1970

PUNTING

Most punts	Four,	Anderson and Westminster, 1970
Best average	34.0,	Westminster, 1970
Worst average	29.8,	Anderson, 1970

PENALTIES

Most penalties	11,	Anderson, 1970
Fewest penalties	9,	Westminster, 1970
Most yards penalized	102,	Anderson, 1970
Fewest yards penalized	69,	Westminster, 1970

SCORING

Most points scored	21,	Westminster, 1970
Fewest points scored	16,	Anderson, 1970
Most points scored, losing team	16,	Anderson, 1970
Biggest winning margin	5,	Westminster, 1970
Most points, one quarter	16,	Anderson, 1970 (fourth quarter)
Most points, one half	21,	Westminster, 1970 (first half)
Most points, one quarter, (both teams)	21,	Westminster and Anderson, 1970
Most points scored (both teams)	37,	Westminster and Anderson, 1970

PLAYS

Most plays (rushing & passing) 1 team ..61, Westminster, 1970
Fewest plays, one team60, Anderson, 1970
Most plays, both teams121, Westminster and Anderson, 1970
Most rushing plays, one team45, Westminster, 1970
Fewest rushing plays, one team24, Anderson, 1970
Most passing plays, one team36, Anderson, 1970
Fewest passing plays, one team16, Westminster, 1970
Longest gain36, Pass, Roger Price to Dave Milliron, Westminster, 1970
Longest rush24, Neal Rector, Anderson, 1970
Longest scoring rush 1, Joe Veres, Westminster, 1970
Longest scoring pass17, Dave Bierbach to Dave Milliron, Westminster 1970

INDIVIDUAL DIVISION II CHAMPIONSHIP RECORDS

TOTAL OFFENSE

Most plays42, Mike Manley, Anderson, 1970
Most net yards260, Mike Manley, Anderson, 1970

RUSHING

Most rushes24, Joe Veres, Westminster, 1970
Most net yards105, Joe Veres, Westminster, 1970

PASSING

Most passes attempted36, Mike Manley, Anderson, 1970
Most passes completed20, Mike Manley, Anderson, 1970
Most net yards244, Mike Manley, Anderson, 1970
Most passes intercepted 1, by six players, 1970
Most passes had intercepted 4, Mike Manley, Anderson, 1970
Best completion percentage556, (20 of 36), Mike Manley, Anderson, 1970
Most touchdown passes thrown 2, Mike Manley, Anderson and Dave Bierbach, Westminster, 1970

PASS RECEIVING

Most receptions 8, Kirk Carpenter, Anderson, 1970
Most net yards119, Kirk Carpenter, Anderson, 1970
Most touchdown passes caughttwo, Dave Milliron, Westminster, 1970

PUNTING

Most punts 4, Brian Johnson, Anderson and Roger Price, Westminster, 1970
Best Average34.0, Roger Price, Westminster, 1970

SCORING

Most points scored12, Dave Milliron, Westminster, 1970
Most touchdownstwo, Dave Milliron, Westminster, 1970
Most extra pointsthree, John Ebersberger, Westminster, 1970
Most consecutive extra pointsthree, John Ebersberger, Westminster, 1970

SECTION IV: NAIA DIVISION II CHAMPIONSHIP SEMI-FINALS

TEAM RECORDS

TOTAL OFFENSE

Most first downs	18,	Anderson, 1970
Most net yards	449,	Anderson, 1970
Fewest net yards	192,	Minot State, 1970
Most net yards, both teams	641,	Anderson (449) vs. Minot State (192), 1970

RUSHING

Most net yards	242,	Anderson, 1970
Fewest net yards	84,	Minot State, 1970
Most net yards, both teams	326,	Anderson (242) vs. Minot State (84), 1970

PASSING

Most net yards	207,	Anderson, 1970
Fewest net yards	50,	Edinboro State, 1970
Most passes attempted	29,	Minot State, 1970
Most passes completed	13,	Westminster, 1970
Fewest passes attempted	7,	Edinboro S State, 1970
Fewest passes completed	2,	Edinboro State, 1970
Most passes intercepted by	4,	Anderson, 1970
Most net yards, both teams	315,	Anderson (207) and Minot State (108), 1970

PUNTING

Most punts	8,	Westminster, 1970
Fewest punts	2,	Anderson, 1970
Best average	43.0,	Anderson, 1970 (2 punts)
Worst average	27.2,	Edinboro State, 1970 (5 punts)

PENALTIES

Most penalties	9,	Anderson, 1970
Fewest penalties	2,	Edinboro State, 1970
Most yards penalized	93,	Anderson, 1970
Fewest yards penalized	10,	Edinboro State, 1970

SCORING

Most points scored	36,	Anderson, 1970
Fewest points scored	7,	Edinboro State, 1970
Most points scored, losing team	14,	Minot State, 1970
Biggest winning margin	13,	Westminster, 1970
Most points, one quarter	22,	Anderson, 1970 (third quarter)
Most points, one quarter (both teams)	29,	Anderson (22) vs. Minot State (7), 1970 (third quarter)
Most points, one half	22,	Anderson, 1970
Most points, one half (both teams)	29,	Anderson (22) vs. Minot State (7), 1970 (2nd Half)
Most points scored (both teams)	50,	Anderson (36) vs. Minot State (14), 1970
Fewest points scored (both teams)	27,	Westminster (20) vs. Edinboro State (7)

1970

NAIA DIVISION II CHAMPIONSHIP SEMI-FINALS (Continued)

PLAYS

Most plays, one team	66,	Minot State, 1970
Fewest plays, one team	50,	Edinboro State, 1970
Most plays, both teams	129,	Minot State vs. Anderson, 1970
Fewest plays, both teams	114,	Westminster vs. Edinboro State, 1970
Most rushing plays, one team	43,	Anderson and Edinboro State, 1970
Fewest rushing plays, one team	37,	Minot State, 1970
Longest rushing play	65,	Mike Manley, Anderson, 1970
Longest passing play	40,	Joe Sanford to Al Raines, Edinboro State, 1970
Longest scoring rush	65,	Mike Manley, Anderson, 1970
Longest scoring pass	40,	Joe Sanford to Al Raines, Edinboro State, 1970
Longest punt return	9,	Joe Sass, Edinboro State, 1970
Longest kickoff return	94,	Fred Bence, Minot State, 1970 (TD)

INDIVIDUAL RECORDS

TOTAL OFFENSE

Most plays	36,	Mike Manley, Anderson, 1970
Most net yards	276,	Mike Manley, Anderson, 1970

RUSHING

Most rushes	20,	Al Raines, Edinboro State, 1970
Most net yards	120,	Al Raines, Edinboro State, 1970

PASSING

Most passes attempted	28,	Jack Landeen, Minot State, 1970
Most passes completed	13,	Dave Bierbach, Westminster, 1970
Most net yards	180,	Mike Manley, Anderson, 1970
Most passes had intercepted	3,	Dave Bierbach, Westminster and Jack Landeen, Minot State, 1970
Best completion percentage (10 or more attempts)		
Most touchdown passes thrown	2,	Mike Manley, Anderson and Dave Bierbach, Westminster, 1970

PASS RECEIVING

Most receptions	6,	Bill Fitts, Westminster, 1970
Most net yards	114,	Kirk Carpenter, Anderson, 1970
Most touchdown passes caught	3,	Kirk Carpenter, Anderson, 1970

PUNTING

Most punts	8,	Roger Price, Westminster, 1970
Longest punt	56,	Gary Olmsted, Minot State, 1970
Best average (2 or more punts)	43.0,	Mike Manley, Anderson, 1970

SCORING

Most points scored	18,	Kirk Carpenter, Anderson, 1970
Most touchdowns	3,	Kirk Carpenter, Anderson, 1970

NAIA DIVISION II CHAMPIONSHIP SEMI-FINALS (Continued)

DEFENSE

Most passes intercepted by individual . 3, Larry Barkes, Anderson, 1970
 Most fumbles recovered by team 3, Westminster, 1970
 Most individual tackles11, Gary Sisko, Edinboro State, 1970
 Longest interception return20, Tony Cook, Anderson, 1970

PLAY-OFF ATTENDANCE RECORD: 6,000 at NAIA Division II Semi-finals, Taggart Stadium
 New Castle, Pa., November 28, 1970

SECTION V: REGULAR SEASON RECORDS

A. TEAM OFFENSE

Longest winning streak38, Missouri Valley, 1941 to 1948

Did not play during war years of 1943-44-45. NOTE: Missouri Valley won 41 games during this period, but three were against junior college teams.

Most points scored, one game106, Fort Valley State (Ga.) vs. Knoxville (Tenn.), October 11, 1969. 106-6
 Most points scored, season496, East Texas State, 1952
 Most points per game, season54.7, Florida A&M, 1961
 Most yards total offense, one game ...795, Huron (S.D.) vs. Dakota Wesleyan (S.D.), October 19, 1957
 Most yards total offense, season ...5,423, Emory & Henry (Va.), 1968
 Most yards per game total offense ..542.3, Emory & Henry (Va.), 1968
 Most yards rushing, one game610, Huron (S.D.) vs. Dakota Wesleyan (S.D.), October 19, 1957
 Most yards rushing, season3,944, Panhandle State (Okla.), 1961
 Most yards passing, one game502, Austin (Tex.) vs. East Central Oklahoma State, November 2, 1963; Lock Haven St. (Pa.) vs. Delaware State, October 24, 1970
 Most passes attempted, one game74, Eastern Washington State vs. Puget Sound, November 12, 1968
 Most passes completed, one game43, Northern Illinois vs. Central Michigan, November 9, 1963
 Most passes attempted, season416, Northern Illinois, 1963
 Most passes completed, season255, Northern Illinois, 1963
 Most yards passing, season3,318, Troy State (Ala.), 1968
 Most yards passing per game, season 349.3, Northern Illinois, 1963
 Most yards penalized, game251, Ferris State (Mich.) vs. Michigan Tech, 1956
 Most yards penalized, season844, Culver-Stockton (Mo.), 1968
 Fewest yards penalized, season116, Salem (W. Va.), 1956

B. TEAM DEFENSE

Fewest yards allowed, season527, Maryland State, 1959
 Fewest yards allowed rushing, one gameminus -77, McMurry (Tex.) vs. Abilene Christian (Tex.), October 5, 1968
 Fewest yards allowed rushing, season,minus -39, Delaware State, 1970
 Fewest yards allowed rushing, season,minus -4.9, Delaware State, 1970
 Fewest yards allowed passing, season..162, Carthage (Ill.), 1955,
 Most interceptions, one game13, Jacksonville State (10) vs. Western Carolina (3), 1970

B. TEAM DEFENSE (Continued)

Most interceptions, season 34, Southwestern (Kan.), 1967
Most interceptions by team, game11, St. Cloud State (Minn.) vs. Bemidji St. (Minn.), 1970

INDIVIDUAL RECORDS

Most rushing & passing plays, season.533, Sim Byrd, Troy State (Ala.), 1968
Most yards rushing, one game371, Jim Baier, River Falls St. (Wis.) vs Stevens Point St. (Wis.), November 5, 1966 on 34 carries
Most yards rushing, season1,775, Jim Holder, Panhandle State (Okla.), 1963
Most yards per game rushing177.5, Jim Holder, Panhandle State (Okla.), 1963
Most rushes, season299, Arthur James, East Texas State, 1969
Most yards passing, one game502, Mike Packer, Lock Haven St. (Pa.) vs. Delaware Valley College, October 24, 1970
Most yards passing, season3,077, George Bork, Northern Illinois, 1963
Most yards total offense, one game ..479, Harry Theofiledes, Waynesburg (Pa.) vs. Grove City (Pa.), 1965
Most yards total offense, season ..2,945, George Bork, Northern Illinois, 1963
Most yards per game total offense, season327.2, George Bork, Northern Illinois, 1963
Most passes attempted, one game68, George Bork, Northern Illinois vs. Central Michigan, November 9, 1963
Most passes attempted, season375, George Bork, Northern Illinois, 1963
Most passes completed, one game43, George Bork, Northern Illinois against Central Michigan, November 9, 1963
Most passes completed, season244, George Bork, Northern Illinois, 1963
Most consecutive passes without interception99, Melvin Schasteen, Southwestern (Kan.), 1969
Best completion percentage, season .739, David Anderson, Arkansas A&M, 1951 - 215 of 291 attempts on minimum of 150 attempts
Best completion percentage, season .747, Dan Miles, Southern Oregon, 1964 - 101 of 135 attempts on minimum of 100 attempts
Most yards per game passing, season 341.9, George Bork, Northern Illinois, 1963
Most touchdown passes thrown, game ...10, Bruce Swanson, North Park (Ill.), against North Central (Ill.), October 12, 1968
Most touchdown passes thrown, season..34, Sim Byrd, Troy State (Ala.), 1968
Most passes caught, one game18, Don Herrmann, Waynesburg (Pa.), vs. Lock Haven St. (Pa.), Nov. 9, 1968 and Bruce Cerone, Emporia St. (Kan.), vs. Washburn (Kan.), November 9, 1968
Most passes caught, season91, Bruce Cerone, Emporia State (Kan.), 1968
Most yards pass receiving, one game..328, Don Hermann, Waynesburg (Pa.) vs. Lock Haven St. (Pa.), Nov. 9, 1968
Most yards pass receiving, season...1,479, Bruce Cerone, Emporia State (Kan.), 1968
Most touchdown passes caught, one game 8, Paul Zaeske, North Park (Ill.) vs. North Central (Ill.), October 12, 1968
Most touchdown passes caught, season ..20, Don Herrmann, Waynesburg (Pa.), 1968
Most interceptions, one game 6, Eddie Ray Watson, Arkansas AM&N vs. Wiley (Tex.), 1965.
Most interceptions, season 15, Tom Rowland, Illinois College, 1967
Best punting average, season (20 or more punts)49.1, Steve Ecker, Shippensburg St. (Pa.), 1965

INDIVIDUAL RECORDS (Continued)

Most punts, season	75,	James Williamson, Howard Payne (Tex.) 1966 and 1969
Most points scored, one game	48,	Junior Wolf, Panhandle State (Okla.) against St. Mary of the Plains (Kan.), November 8, 1958. 8 TD.
Most points scored	168,	Jim Switzer, College of Emporia (Kan.)1963
Most touchdowns scored, season	28,	Jim Switzer, College of Emporia (Kan.)1963
Most points after touchdown,game ...	14,	Art Anderson, North Park (Ill.), against North Central (Ill.), October 12, 1968
Most points after touchdown,season..	57,	Ben Falcone, Waynesburg (Pa.), 1967
Most consecutive points after TD ..	104,	Chester Marcol, Hillsdale (Mich.), 1968
Most field goals made, game.....	5,	Dave Hogan, Florence State (Ala.), vs Tennessee (Martin), November 15, 1969
Most field goals made, season	15,	Robbie Robinson, California Lutheran, 1970
Longest field goal, placement	62,	Chester Marcol, Hillsdale (Mich.), vs. Fairmont State, October 18, 1969
Longest field goal, dropkick	51,	Fred Merrell, William Jewell (Mo.) vs. Ouachita Baptist (Ark.), November 27, 1952
Longest punt	97,	Jim Hurst, Emporia State (Kan.) vs Central Missouri State, 1964
Longest run from scrimmage	99,	Tom Pabst, California (Riverside) vs California Tech, 1965; Art Dohl, Bethany (Kan.) vs Kansas Wesleyan, 1966; Dave Lanoha, Colorado College vs. Texas Lutheran, 1968; and Jed Knuttila, Hamline (Minn.) vs St. Thomas (Minn.), 1968
Longest punt return	100,	Gary Baillargeon, Central Michigan vs Bowling Green (Ohio), 1950
Longest kickoff return	100,	Frank Sadler, Troy State (Ala.) vs Carson-Newman (Tenn.), 1957; Sam Reed, Jackson State (Miss.) vs. Prairie View A&M (Tex.), 1964; Dwight Harrison, Texas A&I vs Southwest Texas State, 1967; and Mike Quirk, Moorhead State (Minn.) vs Minnesota (Duluth), 1968.
Longest run with recovered fumble ..	92,	Harley Somers, Puget Sound (Wash.) vs Whitworth (Wash.), October 14, 1961. TD

SECTION VI: CAREER RECORDS

Most points scored	394,	Garney Henley, Huron (S.D.), 1956-59
Most yards total offense	7,122,	Bruce Upstill, College of Emporia (Kan.) 1960-63
Most yards rushing	4,839,	Jerry Linton, Panhandle State (Okla.) 1959-62
Most yards passing	6,935,	Bruce Upstill, College of Emporia (Kan.) 1960-63
Most passes attempted	902,	George Bork, Northern Illinois, 1960-63
Most passes completed	577,	George Bork, Northern Illinois, 1960-63
Best completion percentage726,	Dave Anderson, Arkansas A&M, 1948-51
Most touchdown passes thrown	72,	Ed Buzzell, Ottawa (Kan.), 1962-65.
Most passes caught	241,	Bruce Cerone, Yankton (S.D.) and Emporia State (Kan.), 1965-69
Most yards pass receiving	4,354,	Bruce Cerone, Yankton (S.D.) and Emporia State (Kan.), 1965-69
Most touchdown passes caught	49,	Bruce Cerone, Yankton (S.D.) and Emporia State (Kan.), 1965-69

SECTION VI: CAREER RECORDS (Continued)

Most interceptions	36,	Alfredo Avila, Sul Ross State (Tex.), 1963-66
Most touchdowns	60,	Paul (Tank) Younger, Grambling, (La.) 1946-49
Most points after touchdown kicked..	144,	Ben Falcone, Waynesburg (Pa.), 1965-68
Most field goals	16,	Sonny Zachary, Arkansas Tech, 1962-65

FOOTBALL COACHES OF THE YEAR

1970 - Gil Steinke	Texas A & I
1969 - Alonzo "Jake" Gaither	Florida A & M
1968 - Billy Atkins	Troy State (Ala.)
1967 - Harold "Deacon" Duvall	Fairmont State (W.Va.)
1966 - Forrest Perkins	Whitewater State (Wis.)
1965 - John Gagliardi	St. John's (Minn.)
1964 - J. M. (Jake) Christiansen	Concordia (Minn.)
1963 - Billy Nicks	Prairie View A & M (Tex.)
1962 - Paul Durham	Linfield (Ore.)
1961 - Carnie Smith	Pittsburg State (Kan.)
1960 - Phil Sarboe	Humboldt State (Calif.)
1959 - Clarence Stasavich	Lenoir Rhyne (N.C.)
1958 - Volney Ashford	Missouri Valley
1957 - Frank Waters	Hillsdale (Mich.)
1956 - R. D. (Dewey) Halford	Morningside (Iowa)

1970 NAIA ALL-AMERICA FOOTBALL TEAM

<u>FIRST TEAM - OFFENSE</u>					
<u>POS.</u>	<u>NAME</u>	<u>SCHOOL</u>	<u>HT.</u>	<u>WT.</u>	<u>YEAR</u>
End	Mike Savoy	Black Hills State (S.D.)	6-2	190	Senior
End	Vince Green	Troy State (Ala.)	6-1	185	Senior
Tackle	Mike Potchad	Pittsburg State (Kan.)	6-6	255	Senior
Tackle	Rod Cason	Angelo State (Tex.)	6-6	252	Junior
Guard	George Fetters	Eastern New Mexico	5-10	196	Senior
Guard	Joe Hoing	Arkansas Tech	6-3	245	Senior
Center	Jimmy Champion	Jacksonville State (Ala.)	6-1	210	Senior
Back	Karl Douglas	Texas A&I	6-2	212	Senior
Back	Rick Thompson	East Central Oklahoma State	5-10	190	Senior
Back	John Makovicka	Kearney State (Neb.)	6-0	210	Senior
Back	Carl Bartles	Lenoir Rhyne (N.C.)	6-1	205	Senior

<u>FIRST TEAM - DEFENSE</u>					
End	Vern Den Herder	Central (Iowa)	6-6	245	Senior
End	Melvin Lundsford	Central State (Ohio)	6-5	255	Junior
Tackle	Margarito Guerrero	Texas A&I	6-0	245	Senior
Tackle	Dave Pureifory	Eastern Michigan	6-2	225	Junior
Guard	Tom Priest	West Liberty State	6-0	210	Junior
Linebacker	Bob Matthews	Westminster (Pa.)	6-3	200	Senior
Linebacker	Dennis Knight	West Liberty State	6-2	222	Senior
Linebacker	Ronnie Wilson	Wofford (S.C.)	6-1	200	Junior
Halfback	Bivian Lee	Prairie View A&M (Tex.)	6-3	200	Senior
Halfback	Steve Endemano	Claremont-Mudd (Calif.)	5-11	185	Senior
Safety	Jim Lawinger	Platteville State (Wis.)	6-0	175	Senior
Specialist	Chester Marcol	Hillsdale (Mich.)	6-1	190	Junior

<u>SECOND TEAM - OFFENSE</u>					
End	Kevin Lucy	Ottawa (Kan.)	6-5	230	Senior
End	Frank Lewis	Grambling (La.)	6-1	196	Senior
Tackle	Melvin Holmes	North Carolina A&T	6-4	250	Senior
Tackle	Kirk Behrendt	Whitewater State (Wis.)	6-5	245	Senior
Guard	Jerry Cook	Harding (Ark.)	6-2	220	Junior
Guard	Craig Strane	Hamline (Minn.)	6-1	195	Senior
Center	Dub Lewis	East Texas State	6-4	250	Senior
Back	Chris Charnish	Platteville State (Wis.)	5-9	180	Senior
Back	Don Heater	Montana Tech	6-1	190	Junior
Back	Lee Wilson	Northern State (S.D.)	6-3	211	Senior
Back	Joe Profit	Northeast Louisiana	6-0	206	Senior

<u>SECOND TEAM - DEFENSE</u>					
End	Bob Callaway	California State (Pa.)	6-2	255	Senior
End	Mel Washington	Salem (W.Va.)	6-0	225	Junior
Tackle	Wilbur Young	William Penn (Iowa)	6-7	300	Senior
Tackle	Fred Carter	Alcorn A&M (Miss.)	6-1	270	Senior
Guard	Greg Johnson	Gustavus Adolphus (Minn.)	6-1	226	Senior
Linebacker	Sam Cvijanovich	California Lutheran	6-1	190	Senior
Linebacker	Robert Young	Texas A&I	6-1	220	Senior
Linebacker	Rod Bixby	Western Illinois	5-11	205	Junior
Halfback	McKinney Evans	New Mexico Highlands	5-11	195	Senior
Halfback	Stan Parris	Henderson State (Ark.)	6-4	190	Senior
Safety	Keni Ray	Central Oklahoma State	5-11	185	Senior

INDIVIDUAL STATISTICAL CHAMPIONS
(Based on Average Yards per Game)

TOTAL OFFENSE

	<u>GAMES</u>	<u>PLAYS</u>	<u>YARDS</u>	<u>AVERAGE</u>
1970 - Dennis Ulrich, Colorado Mines	10	408	2628	262.8
1969 - Chris Charnish, Platteville State (Wis.)	9	350	2573	285.9
1968 - Jeff Petrucci, California State (Pa.)	9	369	2944	327.1
1967 - Jeff Petrucci, California State (Pa.)	8	193	2218	277.3
1966 - Al Tyler, Livingstone (N.C.)	10	402	2499	249.9
1965 - Dan Miles, Southern Oregon	9	272	2298	255.3
1964 - Jim VanGorden, Eau Claire State (Wis.)	9	373	2307	256.3
1963 - George Bork, Northern Illinois	9	413	2945	327.2*
1962 - George Bork, Northern Illinois	9	397	2398	266.4
1961 - Don Lee Smith, Langston (Okla.)	9	233	2118	235.3
1960 - Charles Miller, Austin (Tex.)	9	287	1966	218.4
1959 - Gary Campbell, Whittier (Calif.)	10	309	2383	238.3
1958 - Stan Jackson, Cal Poly (Pomona)	10	334	2478	247.8
1957 - Stan Jackson, Cal Poly (Pomona)	8	301	2145	268.1
1956 - Curtis Bennett, Sterling (Kan.)	9	310	2166	240.7
1955 - Jim Englehardt, Omaha, Univ. of Neb. at	8	202	1455	181.8
1954 - Ralph Capitani, Iowa State Teachers College	8	252	1568	196.0
1953 - Ralph Capitani, Iowa State Teachers College	9	317	1755	195.0
1952 - Don Gottlob, Sam Houston State (Tex.)	9	303	2470	274.4

RUSHING

1970 - Les Goodman, Yankton (S.D.)	10	247	1747	174.7
1969 - Rick Thompson, East Central Okla. St.	9	278	1456	161.8
1968 - Mike Quirk, Moorhead State (Minn.)	9	261	1392	154.7
1967 - Doug Van Boven, Central (Iowa)	9	266	1422	158.0
1966 - Jim Baier, River Falls State (Wis.)	9	239	1585	176.1
1965 - Allen Smith, Findlay (Ohio)	9	207	1240	137.5
1964 - Winston Gray, Knoxville (Tenn.)	6	102	733	122.1
1963 - Jim Holder, Panhandle State (Okla.)	10	275	1775	177.5*
1962 - Jerry Linton, Panhandle State (Okla.)	10	272	1483	148.3
1961 - Jerry Linton, Panhandle State (Okla.)	9	102	1270	141.1
1960 - Joe Lacone, West Chester State (Pa.)	8	168	1217	152.1
1959 - Bob Fowler, U. of Tenn. (Martin Branch)	7	151	1045	149.3
1958 - Brad Hustad, Luther (Iowa)	9	206	1354	150.4
1957 - Norm Jarock, St. Norbert (Wis.)	8	148	1306	163.2
1956 - Larry Houdek, Kansas Wesleyan	9	168	1432	159.1
1955 - Norbert Miller, Central Ohio State	8	166	1158	144.8
1954 - Lem Harkey, College of Emporia (Kan.)	8	121	1146	143.2
1953 - Lem Harkey, College of Emporia (Kan.)	8	120	1344	168.0
1952 - Gene Smith, McPherson (Kan.)	9	170	1206	134.0

PASSING

	<u>GAMES</u>	<u>ATT.</u>	<u>COMP.</u>	<u>YARDS</u>	<u>AVERAGE</u>
1970 - Mike Packer, Lock Haven State (Pa.)	8	319	149	2129	266.1
1969 - Don Dalton, Western Carolina (N.C.)	10	269	131	2626	262.6
1968 - Sim Byrd, Troy State (Ala.)	10	344	221	3028	302.8
1967 - Rich Lichtel, Bloomsburg State (Pa.)	9	370	189	2771	307.8
1966 - Al Tyler, Livingstone (N.C.)	9	388	174	2460	246.0
1965 - Dan Miles, Southern Oregon	9	247	170	2319	257.6
1964 - Jerry Bishop, Austin (Tex.)	9	300	182	2246	249.5
1963 - George Bork, Northern Illinois	9	374	244	3077	341.9*
1962 - George Bork, Northern Illinois	9	356	232	2506	278.4
1961 - Tom Gryzwinski, Defiance (Ohio)	8	258	127	1684	210.5
1960 - Dennis Spurlock, Whitworth (Wash.)	9	257	135	1892	210.2

* - Indicates record average

INDIVIDUAL STATISTICAL CHAMPIONS (Continued)

PASSING

1959 - Bob St. Clair, U. of Cal. (Santa Barbara)	10	208	107	1901	190.1
1958 - Stan Jackson, Cal Poly (Pomona)	10	256	123	1994	199.4
1957 - Stan Jackson, Cal Poly (Pomona)	8	231	105	1869	233.6
1956 - Bob Webb, St. Ambrose (Iowa)	9	147	77	1278	142.0
1955 - Jerry Foley, Hamline (Minn.)	5	167	87	1034	206.8
1954 - Ralph Capitani, Iowa State Teachers C.	8	173	81	1358	169.8
1953 - Pence Dacus, Southwest Texas State	9	207	113	1654	183.7
1952 - Don Gottlob, Sam Houston State (Tex.)	9	256	132	2325	258.3

PASS RECEIVING

	<u>GAMES</u>	<u>CATCHES</u>	<u>YARDS</u>	<u>AVERAGE</u>
1970 - Doug Berry, Southern Utah	9	74	1201	133.4
1969 - Bruce Cerone, Emporia State (Kan.)	9	77	1315	146.1
1968 - Bruce Cerone, Emporia State (Kan.)	9	91	1479	164.3*
1967 - Bob Tucker, Bloomsburg State (Pa.)	9	77	1325	147.2
1966 - David McDaniel, Mississippi Valley State	9	65	1236	137.3
1965 - Spencer Gordon, Southern Oregon	9	70	1163	129.2
1964 - Herman Driver, Texas Southern	10	53	1072	107.2
1963 - Gary Stearns, Northern Illinois	8	68	931	116.4
1962 - Marv Williamson, College of Emporia (Kan.)	10	56	1119	111.9
1961 - Stan Sanders, Whittier (Calif.)	8	39	767	95.9
1960 - Willie Richardson, Jackson State (Miss.)	10	50	1227	122.7
1959 - Fred Tunncliffe, U. of Cal. (Santa Barbara)	10	48	1087	108.7
1958 - Charles Smith, Langston (Okla.)	7	28	541	77.3
1957 - Lawson Persley, Mississippi Vocational	8	36	667	83.4
1956 - Andy Urbanic, Bethany (W.Va.)	8	36	675	84.4
1955 - Dick Donlin, Hamline (Minn.)	7	41	480	68.6
1954 - R. C. Owens, College of Idaho	9	48	905	100.6
1953 - Dick Beetsch, Iowa State Teachers	9	54	837	93.0
1952 - Don Simons, Ottawa (Kan.)	9	51	767	85.2

SCORING

	<u>TD</u>	<u>PAT</u>	<u>TP</u>
1970 - John Makovicka, Kearney State (Neb.)	21	0	126
1969 - Bobby Jordan, Wofford (S.C.)	21	0	126
1968 - Mike Sallier, Doane (Neb.)	23	0	138
1967 - Sonny Wade, Emory & Henry (Va.)	20	14	141x
1966 - Carl Garrett, New Mexico Highlands	26	2	158
1965 - Allen Smith, Findlay (Ohio)	24	2	146
1964 - Allen Smith, Findlay (Ohio)	18	0	108
1963 - Jim Switzer, College of Emporia (Kan.)	28	0	168*
1962 - Nate Craddock, Parsons (Iowa)	19	0	114
1961 - Jerry Domeschik, Millikin (Ill.)	20	0	120
1960 - Herb Sutton, Ottawa (Kan.)	17	23	125
1959 - Garney Henley, Huron (S.D.)	22	9	141
1958 - Junior Wolf, Panhandle State (Okla.)	25	0	150
1957 - Jerry Mohlman, St. Benedict's (Kan.)	18	13	121
1956 - Larry Houdek, Kansas Wesleyan	19	0	114
1955 - Nate Clark, Hillsdale (Mich.)	24	0	144
1954 - Dick Nyers, Indiana Central	16	13	109
1953 - Dwight McSpadden, McPherson (Kan.)	14	25	109
1952 - Al Conway, William Jewell (Mo.)	22	1	133

x - Includes two-point conversions and field goals

* - Indicates record average

INDIVIDUAL STATISTICAL CHAMPIONS (Continued)

		<u>PUNTING</u>		
		(Minimum: 20 Punts)	<u>NO.</u>	<u>YARDS</u>
				<u>AVERAGE</u>
1970 - Kenneth Gamble, Fayetteville			47	2060
1969 - Mike Coulton, LaVerne (Calif.)			60	2797
1968 - Sim Byrd, Troy State (Ala.)			20	909
1967 - Gary Lloyd, California Lutheran			27	1252
1966 - Don Cockroft, Adams State (Colo.)			36	1728
1965 - Steve Ecker, Shippensburg State (Pa.)			32	1570
1964 - Jerome Bell, Central Oklahoma State			28	1278
1963 - Steve Bailey, Kentucky State			39	1747
1962 - Ron Crouse, Catawba (N.C.)			36	1615
1961 - Grover Perkins, Southern (La.)			22	1034
1960 - Don Morstein, Western Montana			20	914
1959 - Wills Young, Bethany (W.Va.)			28	1246
1958 - Don Skopinski, California State (Pa.)			25	1165
1957 - Lawson Persley, Mississippi Vocational			37	1658
1956 - Marion Zody, Ashland (Ohio)			34	1475
1955 - Don Baker, North Texas State			30	1349
1954 - Dick Burns, William Jewell (Mo.)			32	1283
1953 - Ray Dunbar, Arkansas Teachers			36	1603
1952 - Virg Stan, Western Colorado State			37	1622

TEAM STATISTICAL CHAMPIONS

<u>TOTAL OFFENSE</u> (Based on Average Yards Per Game)		<u>TOTAL DEFENSE</u>	
1970 - East Central Oklahoma State	457.2	1970 - Delaware State	103.5
1969 - Stephen F. Austin (Tex.)	501.8	1969 - Livingstone (N.C.)	148.5
1968 - Emory & Henry (Va.)	542.3*	1968 - Alcorn A&M (Miss.)	103.4
1967 - Waynesburg (Pa.)	445.2	1967 - Fairmont State (W.Va.)	119.8
1966 - New Mexico Highlands	441.6	1966 - Defiance (Ohio)	136.1
1965 - California Lutheran	429.4	1965 - Morgan State (Md.)	91.5
1964 - East Central State (Okla.)	429.4	1964 - Allen (S.C.)	124.1
1963 - College of Emporia (Kan.)	517.1	1963 - St. John's (Minn.)	107.5
1962 - Baker (Kan.)	438.4	1962 - Virginia State	108.2
1961 - Panhandle State (Okla.)	468.8	1961 - Langston (Okla.)	81.2
1960 - Florida A&M	430.7	1960 - Maryland State	104.8
1959 - Whittier (Calif.)	461.4	1959 - Maryland State	75.3*
1958 - Missouri Valley	449.6	1958 - West Virginia Tech	120.3
1957 - Huron (S.D.)	448.6	1957 - Florida A&M	105.6
1956 - Mississippi Vocational	486.7	1956 - St. Joseph's (Ind.)	109.0
1955 - Centre (Ky.)	431.0	1955 - College of Emporia (Kan.)	102.0
1954 - College of Emporia (Kan.)	469.7	1954 - Geneva (Pa.)	106.3
1953 - McPherson (Kan.)	466.1	1953 - Westminster (Pa.)	127.8
1952 - McPherson (Kan.)	479.7	1952 - Gustavus Adolphus (Minn.)	136.0

<u>RUSHING OFFENSE</u>		<u>RUSHING DEFENSE</u>	
1970 - East Central Oklahoma State	361.1	1970 - Delaware State	-4.9*
1969 - Carthage (Wis.)	320.8	1969 - Boise State (Idaho)	40.7
1968 - Jamestown (N.D.)	347.1	1968 - Alcorn A&M (Miss.)	8.8
1967 - Jamestown (N.D.)	376.0	1967 - South Carolina State	37.7
1966 - Kearney State (Neb.)	370.1	1966 - Defiance (Ohio)	56.6
1965 - Huron (S.D.)	303.3	1965 - Morgan State (Md.)	15.0
1964 - East Central St. (Okla.)	334.2	1964 - Fort Valley State (Ga.)	39.6
1963 - East Central St. (Okla.)	337.2	1963 - St. John's (Minn.)	12.9
1962 - Northern State (S.D.)	351.3	1962 - Jackson State (Miss.)	46.6
1961 - Panhandle State (Okla.)	394.4	1961 - Florida A&M	20.1
1960 - Huron (S.D.)	325.0	1960 - West Chester State (Pa.)	41.0
1959 - Delta State (Miss.)	333.0	1959 - Maryland State	36.3
1958 - Huron (S.D.)	353.3	1958 - California State (Pa.)	49.0
1957 - Huron (S.D.)	366.8	1957 - Florida A&M	48.1
1956 - Kansas Wesleyan	351.4	1956 - Hillsdale (Mich.)	51.1

* - Indicates record Average

TEAM STATISTICAL CHAMPIONS (Continued)

<u>RUSHING OFFENSE</u>		<u>RUSHING DEFENSE</u>	
1955 - Centre (Ky.)	373.4	1955 - Muskingum (Ohio)	54.0
1954 - College of Emporia (Kan.)	404.8*	1954 - Geneva (Pa.)	41.7
1953 - Northern State (S.D.)	394.6	1953 - Westminster (Pa.)	65.5
1952 - McPherson (Kan.)	403.1	1952 - East Texas State	48.5
<u>PASSING OFFENSE</u>		<u>PASSING DEFENSE</u>	
1970 - Lock Haven State (Pa.)	292.8	1970 - Eureka (Ill.)	46.4
1969 - Anderson (Ind.)	298.6	1969 - Tabor (Kan.)	70.0
1968 - Troy State (Ala.)	331.8	1968 - Elizabeth City St. (N.C.)	58.3
1967 - Bloomsburg State (Pa.)	308.7	1967 - Valley City St. (N.D.)	54.0
1966 - Southern Oregon	261.5	1966 - Manchester (Ind.)	52.0
1965 - Southern Oregon	268.8	1965 - Minot State (N.D.)	44.5
1964 - Austin (Tex.)	249.7	1964 - West Virginia Tech	33.0
1963 - Northern Illinois	349.3*	1963 - Western Carolina (N.C.)	39.3
1962 - Northern Illinois	285.6	1962 - Principia (Ill.)	27.8
1961 - California Poly (Pomona)	244.1	1961 - Langston (Okla.)	23.7
1960 - Whitworth (Wash.)	213.6	1960 - Henderson State (Ark.)	28.9
1959 - Langston (Okla.)	203.1	1959 - Huron (S.D.)	21.9
1958 - California Poly (Pomona)	217.6	1958 - Ball State (Ind.)	27.8
1957 - California Poly (Pomona)	265.5	1957 - Lake Forest (Ill.)	25.0
1956 - St. Ambrose (Iowa)	183.0	1956 - West Virginia Tech	29.1
1955 - Hamline (Minn.)	210.7	1955 - Carthage (Ill.)	20.2*
1954 - Iowa State Teachers College	206.1	1954 - Ashland (Ohio)	41.3
1953 - Iowa State Teachers College	159.8	1953 - Loras (Iowa)	28.1
1952 - Sam Houston State (Tex.)	263.0	1952 - Lake Forest (Ill.)	48.4

* - Indicates record average


PUNT RETURNS

(Category First Compiled in 1965)

	<u>NO.</u>	<u>YARDS</u>	<u>AVERAGE</u>
1970 - Ron Schulte, Northland (Wis.)	10	258	28.8
1969 - Dave Meylink, Northwestern (Iowa)	14	504	36.0*
1968 - Bill Davis, Lakeland (Wis.)	15	398	26.5
1967 - Ken Ellis, Southern (La.)	11	350	31.7
1966 - John Outlaw, Jackson State (Miss.)	15	411	27.4
1965 - Lindolph Blakley, Tuskegee (Ala.)	26	832	32.0

* - Indicates record average

GOLF



TOP MAN...Sammy Rachels (left) was the 1971 NAIA medalist in the 20th Annual National Golf Championships at Rockford Country Club, Rockford, Ill., as he posted a 290 total. Rachels, a junior, displays his medalist plaque while Columbus Coach Nelson Ross (right) is all smiles with his team's second place trophy.

GOLF

The NAIA Golf Championships share with track and field the distinction of being the first events added to the program when NAIA expanded its role in intercollegiate athletics for 1952.

For five years, golf and tennis were held in conjunction with the track and field championships with Abilene, Texas hosting the events from 1952 through 1955 and San Diego, California acting as host in 1956.

As participation grew, separation became apparent and in 1957 the format was changed with the golf and tennis championships being held in Beaumont, Texas. Golf and tennis were split in 1959 with the golf championship going to Quincy, Illinois.

A major revision in the National format occurred in 1968, as district qualifying became required to replace the open invitational standard. In 1971, St. Bernard (Ala.) improved upon its fourth place finish of 1970 to win the 20th Annual NAIA National Golf Championships held at Rockford Country Club in Rockford, Illinois.

TEAM RECORDS

72 holes1,123 strokes, by North Texas State, 1952 (Joe Conrad, Don January, Buster Reed, Monte Sanders, Marion Hiskey.)
36 holes556 strokes, by North Texas State, 1954 (12 under par), (Marion Hiskey, Lee Wise, Ray Ferguson Stan Mosel.)

INDIVIDUAL RECORDS

18 holes64 strokes, by Steve Spray, Eastern New Mexico, 1963 (6 under par)
72 holes273 strokes, by Ray Ferguson, North Texas State, 1955 (11 under par)

TEAM CHAMPIONS

1971 - St. Bernard (Ala.)	1192
1970 - Campbell (N.C.)	1209
1969 - Texas Wesleyan	1192
1968 - Indiana University (Pa.)	1162
1967 - Southwestern Louisiana	1177
1966 - Southwestern Louisiana	1178
1965 - East Texas State	1201
1964 - Texas Wesleyan	1197
1963 - Eastern New Mexico	1191
1962 - Western Illinois	1210
1961 - Lamar Tech (Tex.)	1164
1960 - Lamar Tech (Tex.)	1185
1959 - Western Illinois	1186

TEAM CHAMPIONS (Continued)

1958 - Lamar Tech (Tex.)	1162
1957 - Lamar Tech (Tex.)	1178
1956 - Lamar Tech (Tex.)	591
1955 - North Texas State	569
1954 - North Texas State	556
1953 - Hardin-Simmons (Tex.)	570
1952 - North Texas State	1123

INDIVIDUAL CHAMPIONS

1971 - Sammy Rachels, Columbus (Ga.)	290
1970 - Jimmy Chapman, Southwest Texas State	297
1969 - Ken Hyland, Malone (Ohio)	290
1968 - Rick Hrip, Indiana University (Pa.)	287
1967 - John Bohmann, Texas Lutheran	286
1966 - Don Iverson, La Crosse State (Wis.)	282
1965 - Craig Metz, East Texas State	282
1964 - Craig Metz, East Texas State	294
1963 - Steve Spray, Eastern New Mexico	288
1962 - Steve Spray, Eastern New Mexico	290
1961 - Bill Levely, Lamar Tech (Tex.)	287
1960 - Bill Wright, Western Washington State	285
1959 - Jim King, Western Illinois	282
1958 - Eddie Langer, Lamar Tech (Tex.)	285
1957 - Jim Curti, Rollins (Fla.)	290
1956 - Bunky Johnson, Lamar Tech (Tex.)	283
1955 - Ray Ferguson, North Texas State	273
1954 - Marion Hiskey, North Texas State	277
1953 - Tommy Hale, Hardin-Simmons (Tex.)	278
1952 - Marion Hiskey, North Texas State	279

20th ANNUAL NATIONAL GOLF TOURNAMENT

Rockford Country Club

Rockford, Illinois

June 8-11, 1971

TEAM STANDINGS

1.	St. Bernard (Ala.)	1192
2.	Columbus (Ga.)	1197
3.	Campbell (N.C.)	1201
4.	Stephen F. Austin (Tex.)	1204
5.	Gardner-Webb (N.C.)	1212
6.	Wofford (S.C.)	1214
7.	Detroit College	1215
8.	Angelo State (Tex.)	1223
9.	U.S. International (Calif.)	1231
10.	Northwestern State (La.)	1232
11.	Slippery Rock (Pa.)	1237
12.	Eastern New Mexico	1249
13.	Whitewater State (Wic.)	1253
13.	Central State (Okla.)	1253
15.	Prairie View A & M (Tex.)	1256
16.	Salem State (Mass.)	1259
17.	Southern Oregon	1276

INDIVIDUAL ORDER OF FINISH

	<u>1</u>	<u>2</u>	<u>3</u>	<u>4</u>	<u>TOTAL</u>
1. Sammy Rachels, Columbus (Ga.)	72	73	70	75	290
2. Terry Brown, Stephen F. Austin (Tex.)	73	69	75	75	292
3. Terry Florence, Gardner Webb (N.C.)	78	74	71	72	295
4. Roy Iceberg, Detroit College (Mich.)	74	72	74	75	295
5. Charles Krenkel, St. Bernard (Ala.)	74	73	72	77	296
6. Ronnie Broadrick, Angelo State (Tex.)	76	74	68	79	297
7. Tommy Covington, Wofford (S.C.)	76	74	76	72	298
Sam Brewer, Campbell (N.C.)	76	73	74	75	298
Robert Allhouse, Slippery Rock (Pa.)	73	72	77	76	298
Bob Reese, St. Bernard (Ala.)	73	74	78	73	298
11. Rick Maxey, Stephen F. Austin (Tex.)	81	72	73	73	299
Mike Zack, St. Bernard (Ala.)	78	72	77	72	299
Billy Palmer, Appalachian State (N.C.)	75	74	74	76	299
14. Frank Powers, Campbell (N.C.)	74	74	75	77	300
15. Jackie Jackson, Campbell (N.C.)	77	78	75	71	301
Steve Kazmer, Detroit College (Mich.)	74	74	79	74	301
Bob Hines, Gardner Webb (N.C.)	77	73	77	74	301
Dale Welker, Columbus (Ga.)	76	71	76	78	301
Mack Charping, Stephen F. Austin (Tex.)	76	77	71	78	301
20. George Risty, Northwestern State (La.)	75	79	76	72	302
21. Terry Hochenauer, Baker (Kan.)	77	76	74	76	303
22. Paul Kennett, St. Bernard (Ala.)	74	77	77	76	304
Joel Ramos, Eastern New Mexico	77	72	79	76	304
24. Vernon Hyman, Wofford (S.C.)	73	75	79	78	305
Ivan Miller, Peru State (Neb.)	77	71	77	80	305
James Formas, Eastern Illinois	73	79	75	78	305
Tony Wallin, Whitewater State (Wis.)	79	78	76	72	305
Pat McDonald, U.S. International (Calif.)	78	79	71	77	305
Scott Irby, Campbell (N.C.)	76	77	76	76	305
30. Dave Baker, Columbus (Ga.)	78	73	77	78	306
31. Steven Campbell, Salem State (Mass.)	76	74	83	74	307
Mike Rowan, Columbus (Ga.)	82	72	79	74	307
Jim White, Hastings (Neb.)	79	73	77	78	307
34. Bruce Maddux, Central State (Okla.)	77	74	74	83	308
Mitchell Vegas, U.S. International (Calif.)	78	74	76	80	308
Gary Lindeblad, Eastern Washington State	77	74	76	81	308
Fred Leschuck, Plattsburgh State (N.Y.)	76	75	76	81	308
Richard Lowry, Wofford (N.C.)	78	79	77	74	308
Dave Harris, Detroit College (Mich.)	79	73	77	79	308
Robert Jackson, Prairie View A & M (Tex.)	77	75	77	79	308
41. Con Hartman, Angelo State (Tex.)	81	76	74	78	309
Clyde Greenhaw, Central State (Okla.)	78	77	75	79	309
Lee Emfinger, Angelo State (Tex.)	76	72	82	79	309
44. Mike Stewart, Gardner Webb (N.C.)	79	79	72	80	310
Tom Dudley, Columbus (Ga.)	78	78	79	75	310
Terry Anderson, Valley City State (N.D.)	77	76	80	77	310
Harold Burns, Wofford (S.C.)	80	74	77	79	310
George Shorb, York College (Pa.)	76	77	78	79	310
49. Charles Johnson, Whitewater State (Wis.)	76	73	81	81	311
Ron Trefzer, St. Bernard (Ala.)	77	74	84	76	311
Ted Meyer, U.S. International (Calif.)	76	81	78	76	311
Steve Pelzl, Northwestern State (La.)	78	75	81	77	311
Don Gosztyla, Detroit College (Mich.)	78	76	78	79	311

INDIVIDUAL ORDER OF FINISH (Continued)

54.	Bob Konsdorf, Northwestern State (La.)	79	80	75	78	312
	Guy Yarborough, Eastern New Mexico	76	77	79	80	312
	Wayne Stoerner, Eastern New Mexico	78	77	76	81	312
57.	Stan Littlejohn, Wofford (S.C.)	79	73	82	79	313
	Peter Bruni, Salem State (Mass.)	76	80	75	82	313
	Gary Dobbins, Gardner Webb (N.C.)	82	77	78	76	313
	Julian Bunn, Campbell (N.C.)	74	78	82	79	313
	John Pigg, Stephen F. Austin (Tex.)	80	76	76	81	313
62.	Keith McCutcheon, Angelo State (Tex.)	76	80	83	75	314
	Jim Pierson, Northwestern State (La.)	80	71	79	84	314
64.	Denny Miller, Southern Oregon	77	76	83	79	315
	William Miller, Slippery Rock (Pa.)	73	81	80	81	315
	Gaylord Burrows, Eastern Illinois	77	75	84	79	315
	Michael Sapenter, Prairie View A & M (Tex.)	78	77	78	82	315
68.	Steve Shefchek, Slippery Rock (Pa.)	82	76	79	79	316
	Steve Majerus, U.S. International (Calif.)	77	78	82	79	316
	Greg Gault, Gardner Webb (N.C.)	76	80	81	79	316
	Ken Gorsha, Northwestern State (La.)	81	75	81	79	316
72.	Mike Laird, U.S. International (Calif.)	83	77	78	79	317
73.	Mike Pierson, Northwestern State (La.)	75	79	85	79	318
	Jim McAnally, Angelo State (Tex.)	82	78	79	79	318
	Steve Doster, Whitewater State (Wis.)	78	73	89	78	318
76.	Steve Shudoma, Southern Oregon	75	78	82	84	319
	Larry White, Central State (Okla.)	83	79	80	77	319
78.	Vincent Zachetti, Slippery Rock (Pa.)	79	78	85	78	320
79.	Bill Seamans, Central State (Okla.)	76	82	82	81	321
	Richard Land, Prairie View A & M (Tex.)	79	83	79	80	321
	Joe Hill, Detroit College (Mich.)	83	79	80	79	321
82.	Bruce Sylvester, Salem State (Mass.)	82	81	81	78	322
	Dwight Cunningham, Prairie View A & M (Tex.)	80	77	80	85	322
	Larry Forsgren, Southern Oregon	80	77	82	83	322
	Frank Ward, Southern Oregon	78	79	80	85	322
	Tom Habel, Whitewater State (Wis.)	81	80	81		322
87.	Marvin Wilson, Prairie View A & M (Tex.)	81	80	84	78	323
	Scott Pryor, Salem State (Mass.)	81	77	82	83	323
89.	Harry Beil, Slippery Rock (Pa.)	85	85	80	74	324
90.	Ronnie Tallant, Stephen F. Austin (Tex.)	83	79	84	79	325
91.	Jeff Strain, Eastern New Mexico	82	79	87	79	327
	John Sudelis, Salem State (Mass.)	81	80	79	87	327

1971 NAIA ALL-AMERICA GOLF TEAM


FIRST TEAM

Sammy Rachels, Columbus (Ga.)
 Terry Brown, Stephen F. Austin (Tex.)
 Terry Florence, Gardner Webb (N.C.)
 Roy Iceberg, Detroit College (Mich.)
 Charles Krenkel, St. Bernard (Ala.)
 Ronnie Broadrick, Angelo State (Tex.)

SECOND TEAM

Tommy Covington, Wofford (S.C.)
 Sam Brewer, Campbell (N.C.)
 Robert Allshouse, Slippery Rock (Pa.)
 Bob Reese, St. Bernard (Ala.)
 Rick Maxey, Stephen F. Austin (Tex.)
 Mike Zack, St. Bernard (Ala.)
 Billy Palmer, Appalachian State (N.C.)

GYMNASTICS



ALL-AROUND MAN...Senior Paul Tickenoff of Northwestern Louisiana State shows his all-around talent on the long horse in the Eighth Annual NAIA Gymnastics meet at Natchitoches, La. Tickenoff was the All-Around Champion as Northwestern Louisiana State won its sixth straight NAIA team title.

GYMNASTICS

Increased participation by NAIA member institutions and a steady growth on the intercollegiate level prompted the NAIA to hold its first National Gymnastics Tournament in 1964.

Fort Hays State College, Hays, Kansas, was host to the first meet and it may take a number of years to exceed the exciting finish that featured the 1964 championships. Western Illinois edged Georgia Southern, 156 1/2 to 156, in the nine-team tournament that wasn't decided until the final contestant of the final event completed his routine.

Fort Hays State played host to the second NAIA meet in 1965 with 13 teams participating. The 1966 championships moved to Macomb, Illinois where Northwestern Louisiana State began a string of team championships which was culminated with their fifth consecutive win in the 1970 gymnastics meet.

Northwestern Louisiana, Fort Hays State, and Western Illinois University respectively were the sites of the 1967, 1968, and 1969 championships and the field increased to an all-time high of 24 teams in 1969. Stout State University (Wis.) was the site of the 1970 meet with 22 institutions represented.

The 1971 meet moved to Natchitoches, La., on the campus of Northwestern State University. Northwestern won its sixth straight NAIA Gymnastics championship with 21 institutions represented in the meet that featured the finest individual gymnasts in NAIA history.

	<u>CHAMPION</u>	<u>PTS.</u>	<u>RUNNERS-UP</u>	<u>PTS.</u>
1971	Northwestern Louisiana St.	154.10	Western Illinois	148.60
1970	Northwestern Louisiana St.	153.10	Eastern Michigan	145.40
1969	Northwestern Louisiana St.	147.45	Georgia Southern	138.90
1968	Northwestern Louisiana St.	102.50	Northeast Louisiana State	94
1967	Northwestern Louisiana St.	181.50	Northeast Louisiana State	83.50
1966	Northwestern Louisiana St.	127.50	Western Illinois	75
1965	Western Illinois	143	Eastern Washington State	75.50
1965	Western Illinois	156.50	Georgia Southern	156

EIGHTH ANNUAL NAIA GYMNASTICS CHAMPIONSHIP

NORTHWESTERN STATE UNIVERSITY
NATCHITOCHEs, LOUISIANA
MARCH 19-20, 1971

TEAM STANDINGS

1.	Northwestern Louisiana	154.10	4.	Eastern Illinois	139.30
2.	Western Illinois	148.60	5.	Eastern Michigan	137.80
3.	LaCrosse State (Wis.)	143.50	6.	U. Of Wis.-Parkside	131.55

1971 GYMNASTICS INDIVIDUAL RESULTS

ALL-AROUND: 1. Paul Tickenoff, Northwestern Louisiana 52.95; 2. Max Magdaleno, Northwestern Louisiana 49.70; 3. Bruce McGartlin, Northwestern Louisiana; 4. Lanny Mills, Eastern Michigan 49.45; 5. Ramon Repp, Western Illinois 48.95; 6. Pete Peterson, Western Illinois 47.65; 7. Rick Russell, Northwestern Louisiana 46.15; 8. Kevin Washington, George Williams 45.85; 9. Mark Pflughoeft, LaCrosse State 44.45; 10. (tie) Ruban Villalobos, Northeast Louisiana & Ken Fuerst, Eastern Illinois 44.05.

FREE EXERCISE: 1. (Tie) Paul Tickenoff, Northwestern Louisiana & Ruban Villalobos, Northeast Louisiana 8.95; 3. Lanny Mills, Eastern Michigan 8.75; 4. Bruce McGartlin, Northwestern Louisiana; 5. Steve Berger, LaCrosse State 8.6; 6. Mark Pflughoeft, LaCrosse State 8.45.

SIDE HORSE: 1. (tie) Brad Craig, Western Illinois & Ramon Repp, Western Illinois 8.65; 3. David Sakata, Eastern Illinois 8.6; 4. Max Magdaleno, Northwestern Louisiana 8.4; 5. Pete Peterson, Western Illinois 8.3; 6. (tie) John Henderson, Western Illinois & Paul Tickenoff, Northwestern Louisiana 8.05.

STILL RINGS: 1. Keith Fuerst, Eastern Illinois 9.05; 2. Paul Tickenoff, Northwestern Louisiana 8.8; 3. Max Magdaleno, Northwestern Louisiana 8.7; 4. Frank Perrone, Central Washington 8.6; 5. Tim Kruse, Stout State 8.55; 6. Chuck Dunlap, Slippery Rock 8.45.

LONG HORSE: 1. Steve Berger, LaCrosse State 9.2; 2(tie) Paul Tickenoff, Northwestern Louisiana & Ramon Repp, Western Illinois 9.0; 4. Bruce McGartlin, Northwestern Louisiana 8.85; 5. Dennis Sawtell, Eastern Michigan 8.8; 6. Wally Price, LaCrosse State 8.65.

PARALLEL BARS: 1. (tie) Paul Tickenoff, Northwestern Louisiana & Bruce McGartlin, Northwestern Louisiana 9.05; 3. Joe Danielson, LaCrosse State 8.85; 4. Pete Klein, Eastern Illinois 8.7; 5. Max Magdaleno, Northwestern Louisiana 8.65; 6. Charles Smith, LaCrosse State 8.55.

HORIZONTAL BAR: 1. Bruce McGartlin, Northwestern Louisiana 9.1; 2. Doug Anderson, UW-Parkside 8.9; 3. Paul Tickenoff, Northwestern Louisiana 8.8; 4. Kevin Washington, George Williams 8.7; 5. (tie) Lanny Mills, Eastern Illinois & John Giaravino, Eastern Michigan 8.45.

TRAMPOLINE

INDIVIDUAL RESULTS: 1. Tom Beusch, Eastern Illinois 8.45; 2. Steve Berger, LaCrosse State 8.30; 3. Bob Todd, Western Illinois 7.45; 4. Art Lovering, Western Illinois 6.55; 5. Bob Arnold, Central Washington 6.5

1971 ALL-AMERICA GYMNASTICS TEAM

FIRST TEAM

ALL-AROUND : Paul Tickenoff, Northwestern Louisiana State
FLOOR EXERCISE: Paul Tickenoff, Northwestern Louisiana State
Ruben Villalobos, Northeastern Louisiana State
SIDE HORSE : Brad Craig, Western Illinois
Ramon Repp, Western Illinois
STILL RINGS : Keith Feurst, Eastern Illinois
LONG HORSE : Steve Berger, La Crosse State (Wis.)
PARALLEL BARS : Paul Tickenoff, Northwestern Louisiana State
Bruce McGartlin, Northwestern Louisiana State
HORIZONTAL BAR: Bruce McGartlin, Northwestern Louisiana State

SECOND TEAM

ALL AROUND : Max Magdaleno, Northwestern Louisiana State
FLOOR EXERCISE: Lanny Mills, Eastern Michigan
SIDE HORSE : David Sakata, Eastern Illinois
STILL RINGS : Max Magdaleno, Northwestern Louisiana State
LONG HORSE : Dennis Sawtell, Eastern Michigan
PARALLEL BARS : Joe Danielson, La Crosse State (Wis.)
HORIZONTAL BAR: Doug Anderson, University of Wisconsin - Parkside

ICE HOCKEY



FOURTH STRAIGHT...It was a time for celebration for the Bemidji State (Minn.) hockey team after the Beavers won their fourth straight NAIA Ice Hockey Championship at Bemidji by beating Lakehead (Canada), 6-2 in the championship game.

ICE HOCKEY

Ice Hockey officially became the NAIA's 14th championship sport in 1968 as a four team national invitational tournament and was held in St. Paul Auditorium, St. Paul, Minnesota. Bemidji State (Minn.) became the NAIA's first hockey champion as they edged Lake Superior State, 5-4 in a thrilling overtime battle. Gustavus Adolphus took third place by beating Boston State (Mass.), 7-6.

In 1969 the four best of the 30 NAIA hockey playing schools participated in the finals - this time hosted by Lake Superior State and Sault Ste. Marie, Michigan. Although the scene was different, the result was the same as Bemidji State outscored Lake Superior State, 6-2 for Coach Bob Peters' Beavers second consecutive NAIA Ice Hockey crown. The 1970 tournament was also hosted by Lake Superior State and won by Bemidji State. In 1971, Bemidji State hosted the tournament and won its fourth straight NAIA Ice Hockey title, beating Lakehead (Canada), 6-2.

CHAMPIONSHIP RESULTS

1971 - Bemidji State (Minn.) 6, Lakehead (Canada), 2
1970 - Bemidji State (Minn.) 7, Lake Superior State (Mich.) 4
1969 - Bemidji State (Minn.) 6, Lake Superior State (Mich.) 2
1968 - Bemidji State (Minn.) 5, Lake Superior State (Mich.) 4 (OT)

CONSOLATION RESULTS

1971 - Augsburg (Minn.) 8, Gustavus Adolphus (Minn.) 6
1970 - Gustavus Adolphus (Minn.) 11, Alaska Methodist 3
1969 - Gustavus Adolphus (Minn.) 6, Salem State (Mass.) 2
1968 - Gustavus Adolphus (Minn.) 7, Boston State (Mass.) 6

FOURTH ANNUAL ICE HOCKEY TOURNAMENT

Bemidji State College * Bemidji, Minnesota

March 6-7, 1971

FIRST ROUND

Augsburg (Minn.)	0	0	1	-	1
Bemidji State (Minn.)	7	2	3	-	12

FIRST PERIOD--Bemidji State--Lemieux (Humphrey-Falk) 8:40; Lemieux (Falk-Schueller) 13:15; Dunbar (McElmury) 15:16; Falk (Humphrey-Lemieux) 15:43; Preston (unassisted) 18:34; McElmury (DeMarchi) 18:53; Smith (Demarchi-Schueller) 19:30.

SECOND PERIOD--Bemidji State--Boulianne (unassisted) 11:34; McElmury (DeMarchi) 18:27.

THIRD PERIOD--Bemidji State--Dunbar (McElmury) 2:12; Preston (Smith) 8:59; Falk (Humphrey-Lemieux) 13:15. Augsburg--Peterson (unassisted) 3:38.

Lakehead (Canada)	3	1	2	--	6
Gustavus Adolphus (Minn.)	2	1	2	--	5

FIRST PERIOD--Lakehead--Letowski (Zullanello) 0:37; Vaillant (Owchar-Miller) 7:26; Zullanello (Letowski) 11:37. Gustavus--Engstrom (McClanahan) 18:26; Blais (McKennion-Miller) 19:14.

TEAM RECORDS

Most goals, single game	22,	Lake Superior State, 1970
Most total goals-points, 2 game series ..	66,	Lake Superior State, 1970 (26 goals, 40 assists)
Total goals in tournament	57,	1970
Most goals in one period	8,	Lake Superior State, 1970
Most team points, single game	54,	(22 goals, 32 assists) Lake Superior State, 1970
Most goals by consolation winner	11,	Gustavus Adolphus, 1970
Most goals, consolation game	14,	Gustavus Adolphus (11), Alaska Methodist (3), 1970
Most hat tricks, single game	2,	Bemidji State, 1969
Most goals against a losing team, 2 games.	33,	Alaska Methodist, 1970
Most goals against champion, 2 games	6,	Bemidji State, 1970
Fewest goals against champion, single game	0,	Bemidji State, 1968
Total goals by champion, 2 games	20,	Bemidji State, 1969
Lowest score, single game	7,	Bemidji State (5), Gustavus Adolphus (Minn.) (2)
Fewest penalties, single game	1,	Alaska Methodist, 1970
Most penalties, single game	12,	Boston State and Lake Superior, 1968
Most penalties, single game, both teams	.23,	Bemidji State 11, Boston State 12, 1968

1971 ALL TOURNAMENT TEAM

Goalie	Blane Comstock, Bemidji State (Minn.)
Goalie	Dean Jeffrey, Lakehead (Canada)
Defense	Charlie Brown, Bemidji State (Minn.)
Defense	Jim McElmury, Bemidji State (Minn.)
Defense	Joe Miller, Lakehead (Canada)
Defense	Corky Hall, Augsburg (Minn.)
Forward	Jim Miller, Gustavus Adolphus (Minn.)
Forward	Dan Hall, Augsburg (Minn.)
Forward	George Letowski, Lakehead (Canada)
Forward	Larry Zullanello, Lakehead (Canada)
Forward	Bruce Falk, Bemidji State (Minn.)
Forward	Dennis Lemieux, Bemidji State (Minn.)

MOST VALUABLE PLAYERS

1971	-	Bruce Falk, Bemidji State (Minn.)
1970	-	Blane Comstock, Bemidji State (Minn.)
1969	-	Bryan Grand, Bemidji State (Minn.)
1968	-	Bryan Grand, Bemidji State (Minn.)

SOCCER



WHO HAS ADVANTAGE...Bill Young (right) of Campbell College (N.C.) attempts to move the ball past a New Paltz State (N.Y.) defender in the third place game of the 12th Annual NAIA Soccer Championship played at Dunn, North Carolina. Campbell nipped New Paltz State, 2-1.

SOCGER

Moving from a four-team affair in 1959 to a true national championship in 1968, with eight teams qualified through area play-offs, the NAIA Soccer program has been one of the NAIA's fastest growing sports. Over 200 NAIA schools currently sponsor Soccer. Slippery Rock State College of Slippery Rock, Pennsylvania, was the site of the 1959 and 1960 Soccer Championships that saw four schools from the eastern half of the United States participating. The 1961 tournament was staged at Lock Haven State (Pa.) and in 1962 the tournament moved to the midwest as Earlham College of Richmond, Indiana was selected as the host. Earlham also hosted the 1963 tournament that saw the second co-championship in NAIA Soccer tournament history recorded as Earlham and Castleton State (Vt.) had their finals cancelled due to snow, rain and freezing weather. 1960 was the other year that co-champions were declared when it became too dark to continue play with Elizabethtown (Pa.) and Newark Engineering (N.J.) tied at 2-2.

1968 was the first year that eliminations were held in the eight Soccer areas with each area champion advancing to the National finals. It was also in 1968 that Quincy College (Ill.) and Davis and Elkins College (W.Va.) battled through six overtimes before Davis and Elkins emerged with a 2-1 victory and ended Quincy's hope of becoming the first NAIA school to win three consecutive NAIA Soccer championships. Trenton State (N.J.), 1964 and 1965, and Quincy College, 1966 and 1967, are the only two schools to win back-to-back NAIA Soccer championships.

The 1969 championship was held at Earlham College (Ind.) as Eastern Illinois University edged defending champion Davis & Elkins, 2-1 in two overtimes. The 1970 NAIA National Soccer Championship was held at Dunn, North Carolina, as Davis & Elkins won its second championship defeating Quincy (Ill.) in the final game, 2-0. For the third consecutive year, eight area champions advanced to the National finals to battle for the coveted title.

CHAMPIONSHIP RESULTS

1970 Davis & Elkins (W.Va.) 2, Quincy (Ill.) 0
1969 Eastern Illinois 1, Davis & Elkins (W.Va.) 0 (OT)
1968 Davis & Elkins (W.Va.) 2, Quincy (Ill.) 1 (six overtimes)
1967 Quincy (Ill.) 3, Rockhurst (Mo.) 1
1966 Quincy (Ill.) 6, Trenton State (N.J.) 1
1965 Trenton State (N.J.) 5, Earlham (Ind.) 2
1964 Trenton State (N.J.) 3, Lincoln (Pa.) 0
1963 Earlham (Ind.) and Castleton State (Vt.), Co-Champions
(Finals cancelled due to snow)
1962 East Stroudsburg State (Pa.) 4, Pratt Institute (N.Y.) 0
1961 Howard (D.C.) 3, Newark Engineering (N.J.) 2
1960 Elizabethtown (Pa.) 2, Newark Engineering (N.J.) 2 (Tie) -- Co-Champions
1959 Pratt Institute (N.Y.) 4, Elizabethtown (Pa.) 3 (two overtimes)

CONSOLATION RESULTS

1970 Campbell (N.C.) 2, New Paltz (N.Y.) 1
1969 Drew (N.J.) 4, Spring Arbor (Mich.) 3
1968 Eastern Connecticut 0, Plattsburgh State (N.Y.) 0
(Eastern awarded third place based on corner kicks)
Earlham (Ind.) 4, Westmont (Calif.) 1 (Earlham wins fifth place)
St. Andrews (N.C.) 3, Rockhurst (Mo.) 1 (St. Andrews wins seventh place)
1967 Roberts Wesleyan (N.Y.) 4, Alderson-Broadbush (W.Va.) 2
1966 Gordon (Mass.) 4, Belmont Abbey (N.C.) 0
1965 Lincoln (Pa.) 2, Quinnipiac (Conn.) 0
1964 Castleton State (Vt.) 3, Rockhurst (Mo.) 1
1963 Trenton State (N.J.) and East Stroudsburg State (Pa.) (Cancelled due to snow)
1962 Castleton State (Vt.) 3, Park (Mo.) 2
1961 East Stroudsburg State (Pa.) 2, Tabor (Kan.) 1
1960 Tabor (Kan.) 2, Fitchburg (Mass.) 0
1959 Howard (D.C.) 2, New Bedford Tech (Mass.) 0

CONSOLATION FINALS

THIRD PLACE

Campbell College (N.C.)	1	0	0	1	-- 2
New Paltz Univ. (N.Y.)	0	0	1	0	-- 1

Goals: CAMPBELL -- Young (11:50 1st); Young (p:15 4th)
 NEW PALTZ -- King (21:43 3rd)

SHOTS :	Campbell - 21	New Paltz - 18
SAVES :	Campbell - 12	New Paltz - 7
CORNER KICKS:	Campbell - 4	New Paltz - 10
FOULS :	Campbell - 3	New Paltz - 11

FIFTH PLACE

Ottawa (Kan.)	0	0	0	1	-- 1
Westmont College (Calif.)	0	0	0	0	-- 0

Goals: OTTAWA -- Koleman (20:00 4th - penalty kick)

SHOTS :	Ottawa - 14	Westmont - 15
SAVES :	Ottawa - 6	Westmont - 10
CORNER KICKS:	Ottawa - 3	Westmont - 6
FOULS :	Ottawa - 5	Westmont - 8

SEVENTH PLACE

New Haven(Conn.)	1	0	1	2	-- 4
Earlham (Ind.)	0	0	2	0	-- 2

Goals: NEW HAVEN -- Periera (5:35 1st); Periera (12:30 3rd); Hazzard (9:35 4th);
 Brown (14:00 4th)
 EARLHAM -- Close (12:43 3rd); De Cou (15:47 3rd)

SHOTS :	New Haven - 16	Earlham - 25
SAVES :	New Haven - 17	Earlham - 7
CORNER KICKS:	New Haven - 5	Earlham - 11
FOULS :	New Haven - 3	Earlham - 5

1970 ALL-TOURNAMENT TEAM

GOALIE: William Nuttall, Davis & Elkins

BACKS: Alan Harte, Quincy
 Robert Pollihan, Quincy
 Nils Heinke, Davis & Elkins
 Robert Hippy, New Paltz
 William Smyth, Davis & Elkins

FORWARDS: Edmundo Comacho, Quincy
 Bill Young, Campbell
 Mario Comacho, Quincy
 Michael Udofia, Davis & Elkins
 Jean Paul Verhees, Westmont

OUTSTANDING FORWARD AT THE NATIONAL TOURNAMENT

- 1970 - Edmundo Comacho, Quincy (Ill.)
- 1969 - Anthony Durante, Eastern Illinois
- 1968 - Rich Manna, Quincy (Ill.)

OUTSTANDING BACK AT THE NATIONAL TOURNAMENT

- 1970 - Alan Harte, Quincy College (Ill.)
- 1969 - James White, Spring Arbor (Mich.)
- 1968 - Jon Krutsky, Earlham (Ind.)

MOST VALUABLE PLAYERS

- 1970 - William Nuttall, Davis & Elkins (W.Va.)
- 1969 - William Smyth, Davis & Elkins (W.Va.)
- 1968 - William Smyth, Davis & Elkins (W.Va.)
- 1967 - Mike Villa, Quincy (Ill.)
- 1966 - Edmundo Camacho, Quincy (Ill.)
- 1965 - Wayne Huston, Trenton State (N.J.)
- 1964 - Lee Cook, Trenton State (N.J.)
- 1963 - Leon Orvis, Castleton State (Vt.)
- 1962 - Walt Schmotolocha, Pratt Institute (N.Y.)
- 1961 - Noel Carr, Howard University (D.C.)
- 1960 - Elwood Kerkeslager, Elizabethtown (Pa.)
- 1959 - Robert Offerman, Pratt Institute (N.Y.)

TOURNAMENT RECORDS WITH AN EIGHT-TEAM FORMAT

TEAM ONE-GAME RECORDS

- Shots. 41, Ottawa (Kan.) vs. Eastern Connecticut, 1969
- Scores 6, Quincy (Ill.) vs. St. Andrews (N.C.), 1968 and Eastern Illinois vs. Drew (N.J.), 1969
- Assists. 5, Eastern Illinois vs. Drew (N.J.), 1969
- Goal Saves 24, Eastern Connecticut vs. Ottawa (Kan.), 1969
- Fouls 26, Ottawa (Kan.) vs. Eastern Connecticut, 1969
- Offsides. 7, Ottawa (Kan.) vs. Campbell (N.C.), 1969
- Penalty Kicks 1, Held by many
- Corner Kicks. 12, Quincy (Ill.) vs. St. Andrews (N.C.), 1968
- Longest Game. 8 Overtimes-2 Regular overtimes & 2:05 into the sixth sudden death overtime, Davis & Elkins (W.Va.) 1, New Paltz U. (N.Y.) 0, 1st round, 1970
- TOTAL ATTENDANCE.11,314 (6 sessions - 3 days), 1970

TEAM TOURNAMENT RECORDS

Shots 111, Quincy (Ill.), 1968
Scores. 12, Quincy (Ill.), 1968
Assists 9, Eastern Illinois, 1969
Goal Saves. 56, Eastern Connecticut, 1969; New Haven, 1970
Fouls 65, Quincy (Ill.), 1968
Offsides. 13, Ottawa (Kan.), 1969
Penalty Kicks 2, Campbell (N.C.) 1969
Corner Kicks. 27, Quincy (Ill.), 1968

INDIVIDUAL ONE-GAME RECORDS

Shots 11, Barry Albers, St. Andrews (N.C.), 1968
Scores. 3, Rich Manna, Quincy (Ill.), 1968 and
Kip Monell, Earlham (Ind.), 1968
Assists 3, Mike Kent, Earlham (Ind.), 1968
Goal Saves. 24, Geoffrey Nicholson, Eastern Connecticut, 1969
Fouls 9, Ron Bonini, Ottawa (Kan.), 1969
Offsides. 5, Tsegaye Taye, New Paltz (N.Y.), 1970
Penalty Kicks 1, Held by many
Corner Kicks. 7, Tom Pollihan, Quincy (Ill.), 1968

INDIVIDUAL ONE-TOURNAMENT RECORDS

Shots 21, Roger Cerney, Quincy (Ill.), 1968
Scores. 5, Kip Monell, Earlham (Ind.), 1968
Assists 3, Scott Bettlach, Quincy (Ill.), 1968 and
Mike Kent, Earlham (Ind.), 1968
Goal Saves. 56, Geoffrey Nicholson, Eastern Connecticut, 1969
Fouls. 16, Tsegaye Taye, New Paltz (N.Y.), 1970
Offsides. 12, Tsegaye Taye, New Paltz (N.Y.), 1970
Penalty Kicks 2, Gary Woodward, Campbell (N.C.), 1969
Corner Kicks. 19, Tom Pollihan, Quincy (Ill.), 1968

SWIMMING



DIVING CHAMPIONS...The one-meter diving champions mount the winners stand at the 15th Annual NAIA Swimming and Diving Championships held at Clarion State College (Pa.). Pat Kiehl, Clarion State, stands atop the pyramid, and flanked by the rest of the top six finishers--(2) Ken Sully, Simon Fraser (Can.); (3) Richard DeManincor, Eastern Michigan; (4) Alan Frederick, Monmouth; (5) Ed Mallen, Macalester (Minn.); and (6) Don Zantor, Eastern Michigan. Eastern Michigan University won the team Championship.

THEORY

The theory of the firm is a branch of economics that seeks to explain the organization and operation of the firm. It is concerned with the decision-making process of the firm, the allocation of resources, and the determination of the firm's output. The theory of the firm is based on the assumption that the firm is a profit-maximizing entity. The firm's objective is to maximize its profit, which is the difference between its total revenue and its total costs. The firm's decision-making process is influenced by its technology, its market structure, and its access to capital. The theory of the firm is a central part of microeconomics and has a wide range of applications in business and industry.

The theory of the firm is a branch of economics that seeks to explain the organization and operation of the firm. It is concerned with the decision-making process of the firm, the allocation of resources, and the determination of the firm's output. The theory of the firm is based on the assumption that the firm is a profit-maximizing entity. The firm's objective is to maximize its profit, which is the difference between its total revenue and its total costs. The firm's decision-making process is influenced by its technology, its market structure, and its access to capital. The theory of the firm is a central part of microeconomics and has a wide range of applications in business and industry.

SWIMMING

Swimming, which has enjoyed a rapid growth as an intercollegiate sport in the past decade, joined the NAIA program in 1957. The first NAIA Swimming and Diving Championships were held at Southern Illinois University, Carbondale, Illinois in March, 1957.

From its modest beginning of six teams entered in 1957, the National Championships have grown in strength and stature having 41 institutions entered in 1970 with 30 of them scoring during the three-day championships.

Each year, records continue to topple with 5 records being set in 1958 at the Ball State (Ind.) pool. In 1959, six more NAIA records were set and the pace continued until 1965 when 10 NAIA swimming records were established. Seven more were established the following year and records in 13 of the 18 events were again set in 1968. The 1969 Championships saw 15 new NAIA records established.

The 1970 National Championships were held at La Crosse State (Wis.). Eastern Michigan, using tremendous depth, annexed its third consecutive championship with Claremont-Harvey Mudd (Calif.) finishing in the runner-up spot for the third straight year.

The 1971 National Championships were held at Clarion State (Pa.) as Eastern Michigan won its fourth consecutive title, again using the formula of tremendous depth while Simon Fraser (B.C. Canada) finished runner-up. There were five new records established with All-America performer Peter Harrower of Simon Fraser setting two of the marks.

CHAMPIONS

1971	Eastern Michigan
1970	Eastern Michigan
1969	Eastern Michigan
1968	Eastern Michigan
1967	Claremont-Harvey Mudd (Calif.)
1966	Macalester (Minn.)
1965	Macalester (Minn.)
1964	Macalester (Minn.)
1963	North Central (Ill.)
1962	North Central (Ill.)
1961	North Central (Ill.)
1960	Southern Illinois
1959	East Carolina (N.C.)
1958	North Central (Ill.)
1957	East Carolina (N.C.)

RUNNERS-UP

Simon Fraser (B.C. Canada)
Claremont-Harvey Mudd (Calif.)
Claremont-Harvey Mudd (Calif.)
Claremont-Harvey Mudd (Calif.)
Macalester (Minn.)
Eastern New Mexico
Eastern New Mexico
Eastern New Mexico
Macalester (Minn.)
Detroit Tech (Mich.)
Detroit Tech (Mich.)
North Central (Ill.)
North Central (Ill.)
Central Michigan
Southern Illinois

15th ANNUAL SWIMMING - DIVING CHAMPIONSHIPS

Clarion State College, Clarion, Pennsylvania

March 18-20, 1971

TEAM STANDINGS

1. Eastern Michigan	325	16. Augustana (Ill.)	24
2. Simon Fraser (B.C. Canada)	223	17. Lynchburg (Va.)	23
3. Eastern Illinois	220	18. Superior State (Wis.)	20
4. Claremont-Mudd (Calif.)	204	19. Hamline (Minn.)	16
5. Macalester (Minn.)	137	20. Hendrix (Ark.)	15
6. Central Washington State	131	21. William Jewell (Mo.)	10
7. Monmouth (N.J.)	106	22. Bethany (W. Va.)	8
8. West Liberty State (W. Va.)	102	23. River Falls State (Wis.)	7
9. Occidental (Calif.)	96	23. St. Thomas (Minn.)	7
10. University of Alaska	95	25. Adams State (Colo.)	5
11. Bemidji State (Minn.)	42	26. Plattsburgh State (N.Y.)	4
12. John Brown (Ark.)	37	26. Rockford (Ill.)	4
13. Clarion State (Pa.)	33	28. Stevens Point State (Wis.)	2
14. Bloomsburg State (Pa.)	27	28. Stout State (Wis.)	2
15. Drury (Mo.)	26	30. Kearney State (Neb.)	1

1971 INDIVIDUAL MEET RESULTS

50-YARD FREESTYLE: 1. David Gibas, Bloomsburg :21.81; 2. Robert Crosby, Eastern Michigan :22.11; 3. Mark Roy, Monmouth :22.29; 4. Eric Jones, Claremont-Mudd :22.32; 5. Justin Halverson, Macalester :22.49; 6. Donald Doan, Alaska :22.70. RECORD. Old record of :21.85 set in 1967 by Henry DeWitt, California Tech.

100-YARD FREESTYLE: 1. Eric Jones, Claremont-Mudd :48.54; 2. Robert Crosby, Eastern Michigan :48.89; 3. Clifford Carson, Simon Fraser :48.90; 4. David Gibas, Bloomsburg :49.30; 5. Timothy Bach, Simon Fraser :49.66; 6. Bruce Black, Claremont-Mudd :52.73.

200-YARD FREESTYLE: 1. William Severson, Macalester 1:46.98; 2. Dan Matthews, Occidental 1:47.64; 3. Clifford Carson, Simon Fraser 1:48.59; 4. Mike Thornton, Claremont-Mudd 1:49.96; 5. Robert Crosby, Eastern Michigan 1:55.04; 6. Don Berglund, Eastern Illinois 2:12.83.

500-YARD FREESTYLE: 1. Peter Harrower, Simon Fraser 4:50.00; 2. William Severson, Macalester 4:52.87; 3. Robert Thomas, Eastern Illinois 4:59.14; 4. Donald Vish, Eastern Illinois 5:00.72; 5. John Lambert, Claremont-Mudd 5:01.60; 6. Craig Anderson, Eastern Michigan 5:02.49. RECORD. Old record of 4:56.20 set in 1968 by Ken Tillman, Monmouth College (N.J.).

1650-YARD FREESTYLE: 1. Peter Harrower, Simon Fraser 17:02.14; 2. William Severson, Macalester 17:38.46; 3. Mike Miller, Central Washington 17:44.36; 4. Mike Thornton, Claremont-Mudd 17:48.33; 5. Steve Senecal, Claremont-Mudd 17:49.23; 6. Tom Denman, Central Washington 17:49.92. RECORD. Old record of 17:10.337 set in 1970 by Peter Harrower, Simon Fraser (B.C. Canada).

100-YARD BACKSTROKE: 1. Robert Thomas, Eastern Illinois :55.94; 2. Thomas Axtell, Macalester :56.02; 3. Lester McCormick, Eastern Michigan :56.87; 4. Mitch Stevenson, West Liberty :57.17; 5. Roger Gench, William Jewell :57.31; 6. Tim Murphy, Eastern Illinois :57.72.

1971 INDIVIDUAL MEET RESULTS (Continued)

200-YARD BACKSTROKE: 1. Robert Thomas, Eastern Illinois 1:59.20; 2. Ken Tillman, Monmouth 2:00.50; 3. Thomas Axtell, Macalester 2:04.00; 4. Lester McCormick, Eastern Michigan 2:07.62; 5. James Roos, Eastern Michigan 2:08.90; 6. Charles Achatz, Eastern Michigan 2:10.98. RECORD. Old record of 2:00.00 set in 1969 by Ken Tillman, Monmouth College (N.J.).

100-YARD BREASTSTROKE: 1. Peter Cross, Simon Fraser 1:01.08; 2. Clay Kolar, Eastern Illinois 1:02.38; 3. Henry Mierzwa, Lynchburg 1:02.92; 4. Roger Halstead, Augustana 1:02.99; 5. John Roemig, West Liberty 1:03.26; 6. Carl Falco, Claremont-Mudd 1:04.00.

200-YARD BREASTSTROKE: 1. Peter Cross, Simon Fraser 2:15.73; 2. Clay Kolar, Eastern Illinois 2:17.40; 3. Richard Esterkin, Claremont-Mudd 2:17.74; 4. Henry Mierzwa, Lynchburg 2:17.87; 5. Mike Smithers, Central Washington 2:19.55; 6. John Roemig, West Liberty 2:20.08.

100-YARD BUTTERFLY: 1. Avrahan Melamed, West Liberty :53.22; 2. Charles Smith, John Brown :53.91; 3. Harold Tiahrt, Eastern Illinois :54.15; 4. Alan Cardwell, Alaska :54.68; 5. Rod Danz, Central Washington :54.90; 6. Gordon Messer, Eastern Michigan :54.94.

200-YARD BUTTERFLY: 1. Avraham Melamed, West Liberty 1:57.61; 2. Gordon Messer, Eastern Michigan 2:00.21; 3. Harold Tiahrt, Eastern Illinois 2:00.61; 4. Ronald Koch, Alaska 2:01.07; 5. John Bumpers, Hendrix 2:02.69; 6. Alan Cardwell, Alaska 2:03.44.

200-YARD INDIVIDUAL MEDLEY: 1. Ken Tillman, Monmouth 2:01.84; 2. Lester McCormick, Eastern Michigan 2:02.14; 3. Charles Smith, John Brown 2:03.69; 4. James Roos, Eastern Michigan 2:03.7; 5. Ronald Koch, Alaska 2:03.80; 6. Gary Leach, Central Washington 2:07.70.

400-YARD INDIVIDUAL MEDLEY: 1. Peter Harrower, Simon Fraser 4:21.98; 2. Ken Tillman, Monmouth 4:27.0; 3. James Roos, Eastern Michigan 4:27.52; 4. Ronald Koch, Alaska 4:31.57; 5. Gary Leach, Central Washington 4:36.82; 6. Mark Matteson, Occidental 4:37.59.

400-YARD FREESTYLE RELAY: 1. Claremont-Mudd (Bruce Black, Jon Oblath, Mason Lee, Eric Jones) 3:13.82; 2. Eastern Michigan 3:17.07; 3. Central Washington 3:17.49; 4. Eastern Illinois 3:17.59; 5. Simon Fraser 3:17.74; 6. Occidental 3:18.74.

800-YARD FREESTYLE RELAY: 1. Eastern Illinois (Don Berglund, Steve Drozda, Robert Thomas, Donald Vish) 7:19.19; 2. Simon Fraser 7:20.67; 3. Claremont-Mudd 7:21.39; 4. Eastern Michigan 7:22.60; 5. Occidental 7:25.44; 6. Central Washington 7:25.74.

400-YARD MEDLEY RELAY: 1. Eastern Illinois (Robert Thomas, Clay Kolar, Harold Tiahrt, John Beusch) 3:36.52; 2. Eastern Michigan 3:41.51; 3. Simon Fraser 3:42.24; 4. West Liberty 3:43.86; 5. Bemidji 3:47.72; 6. Alaska 3:47.72. RECORD. Old record of 3:38.43 set in 1970 by Claremont-Mudd (Calif.)

ONE-METER DIVING: 1. Pat Kiehl, Clarion 401.35; 2. Ken Sully, Simon Fraser 398.70; 3. Rich De Manincor, Eastern Michigan 383.35; 4. Allen Frederick, Monmouth 383.10; 5. Ed Mallen, Macalester 370.50; 6. Don Zantop, Eastern Michigan 370.00

THREE-METER DIVING: 1. Ken Sully, Simon Fraser 455.25; 2. Allan Frederick, Monmouth 412.45; 3. Ed Mallen, Macalester 408.85; 4. Don Zantop, Eastern Michigan 402.15; 5. Rich De Manincor, Eastern Michigan 374.15; 6. Brian Kise, Hamline 368.50.

NAIA NATIONAL MEET RECORDS

	<u>50-YARD FREESTYLE</u>	
David Gibas, Bloomsburg State (Pa.), 1971		:21.81
	<u>100-YARD FREESTYLE</u>	
Kim Cummings, Adams State (Colo.), 1969.....		:47.84
	<u>200-YARD FREESTYLE</u>	
Kim Cummings, Adams State (Colo.), 1969		1:45.73
	<u>500-YARD FREESTYLE</u>	
Peter Harrower, Simon-Fraser (B.C. Canada), 1971		4:50.00
	<u>1650-YARD FREESTYLE</u>	
Peter Harrower, Simon-Fraser (B.C. Canada), 1971		17:02.14
	<u>100-YARD BACKSTROKE</u>	
Alex Fedko, Simon-Fraser (B.C. Canada), 1969		:55.77
	<u>200-YARD BACKSTROKE</u>	
Robert Thomas, Eastern Illinois, 1971		1:59.20
	<u>100-YARD BREASTSTROKE</u>	
Daniel Furlan, Eastern Illinois, 1970		:58.991
	<u>200-YARD BREASTSTROKE</u>	
Daniel Furlan, Eastern Illinois, 1970		2:09.858
	<u>100-YARD BUTTERFLY</u>	
David Tempkin, Claremont-Harvey Mudd (Calif.), 1970		:52.250
	<u>200-YARD BUTTERFLY</u>	
David Tempkin, Claremont-Harvey Mudd (Calif.), 1970		1:56.906
	<u>200-YARD INDIVIDUAL MEDLEY</u>	
Lester McCormick, Eastern Michigan, 1970		2:00.995
	<u>400-YARD INDIVIDUAL MEDLEY</u>	
Ken Tillman, Monmouth College (N.J.), 1969		4:20.30
	<u>400-YARD FREESTYLE RELAY</u>	
Claremont-Harvey Mudd (Calif.) (Robin Durnin, Eric Jones, Robert Leach, Mason Lee), 1969		3:13.38
	<u>800-YARD FREESTYLE RELAY</u>	
Claremont-Harvey Mudd (Calif.) (Mason Lee, Joe Busch, David Tempkin, Jim Lambert), 1969		7:15.44
	<u>400-YARD MEDLEY RELAY</u>	
Eastern Illinois (Robert Thomas, Clay Kolar, Harold Tiaht, John Beusch), 1971		3:36.52
	<u>ONE-METER DIVING</u>	
Keith Gill, Eastern Michigan, 1969		449.40 Points
	<u>THREE-METER DIVING</u>	
Keith Gill, Eastern Michigan, 1969		458.05 Points

1971 ALL-AMERICA SWIMMING TEAM

David Gibas, Bloomsburg St. (Pa.)	Gordon Messer, Eastern Michigan
Mike Miller, Central Washington St.	James Roos, Eastern Michigan
Dale Tomasch, Central Washington St.	Bill Brinkman, Eastern Michigan
Terry Nielsen, Central Washington St.	Craig Andersen, Eastern Michigan
Gary Leach, Central Washington St.	Leonard Brockhahn, Eastern Michigan
Tom Denman, Central Washington St.	Ron Nightingale, Eastern Michigan
Mike Thornton, Claremont-Mudd (Calif.)	Tom Schweigert, Eastern Michigan
Eric Jones, Claremont-Mudd (Calif.)	Charles Smith, John Brown (Ark.)
John Lambert, Claremont-Mudd (Calif.)	Henry Mierzwa, Lynchburg (Va.)
Mason Lee, Claremont-Mudd (Calif.)	William Severson, Macalester (Minn.)
Richard Esterkin, Claremont-Mudd (Calif.)	Thomas Axtell, Macalester (Minn.)
Bruce Black, Claremont-Mudd (Calif.)	Ed Mallen, Macalester (Minn.)
Jon Oblath, Claremont-Mudd (Calif.)	Ken Tillman, Monmouth (N.J.)
Pat Kiehl, Clarion St. (Pa.)	Mark Roy, Monmouth (N.J.)
Robert Thomas, Eastern Illinois	Allan Frederick, Monmouth (N.J.)
Harold Tiahrt, Eastern Illinois	Dan Matthews, Occidental (Calif.)
Clay Kolar, Eastern Illinois	Peter Harrower, Simon-Fraser, (B.C. Canada)
Don Berglund, Eastern Illinois	Ken Sully, Simon-Fraser, (B.C. Canada)
Steve Drozda, Eastern Illinois	Clifford Carson, Simon-Fraser (B.C. Canada)
Donald Vish, Eastern Illinois	Peter Cross, Simon-Fraser (B.C. Canada)
John Beusch, Eastern Illinois	Timothy Bach, Simon-Fraser, (B.C. Canada)
Lester McCormick, Eastern Michigan	Hal Powell, Simon-Fraser, (B.C. Canada)
Robert Crosby, Eastern Michigan	Larry Hartney, Simon-Fraser, (B.C. Canada)
Rich DeManincor, Eastern Michigan	Avraham Melamed, West Liberty St. (W.Va.)

NOTE: All other place winners at the 1971 NAIA Swimming and Diving Championships were named Honorable Mention.

TENNIS



TENNIS CHAMPIONS...The NAIA National Tennis singles and doubles champions were from Presbyterian (S.C.). From left to right: George Amaya, the singles champion, Coach Jim Shakespeare, and Milan Kofol, singles runner-up and doubles champion along with George Amaya. The University of Redlands won the team championship while Presbyterian was runner-up.

TENNIS

Tennis, along with golf and track, became one of the first events added to the NAIA National championship program when in 1952 the organization expanded its agenda to include sports other than basketball.

The initial NAIA Tennis Tournament was held in 1952 at Abilene Christian College, Abilene, Texas, and the event remained there four years. It was moved, along with track and golf, to San Diego, California, in 1956, but the growth of the program forced a separating of these three big events the following year.

The tennis tournament has been held at the Rockhill Tennis Club, Kansas City, Missouri since 1960. The number of entries has grown to the point that in 1968 the tournament field was determined by district qualification for entries into the team, singles and doubles championships.

1971 marked the sixth consecutive team championship for the University of Redlands (Calif.). George Amaya closed out a brilliant career for Presbyterian College (S.C.) by winning the singles championship from teammate Milan Kofol and then combined with Kofol, a sophomore, to win the doubles championship. This is only the second time in the history of the tournament that the winning team did not win either the singles or doubles championship.

TEAM CHAMPIONS

1971 - Redlands (Calif.)	1961 - Pan American (Tex.)
1970 - Redlands (Calif.)	1960 - Lamar Tech (Tex.)
1969 - Redlands (Calif.)	1959 - Lamar Tech (Tex.)
1968 - Redlands (Calif.)	1958 - Lamar Tech (Tex.)
1967 - Redlands (Calif.)	1957 - Lamar Tech (Tex.)
1966 - Redlands (Calif.)	1956 - Lamar Tech (Tex.)
1965 - Pan American (Tex.)	1955 - Lamar Tech (Tex.)
1964 - Pan American (Tex.)	1954 - Redlands (Calif.)
1963 - Pan American (Tex.)	1953 - Hardin-Simmons (Tex.)
1962 - Pan American (Tex.)	1952 - Pepperdine (Calif.)

SINGLES CHAMPIONS

1971 - George Amaya, Presbyterian (S.C.)
1970 - Doug Verdieck, Redlands (Calif.)
1969 - Doug Verdieck, Redlands (Calif.)
1968 - Doug Verdieck, Redlands (Calif.)
1967 - Doug Verdieck, Redlands (Calif.)
1966 - John Yeomans, Redlands (Calif.)
1965 - George Kon, Pan American (Tex.)
1964 - Don Kierbow, Corpus Christi (Tex.)
1963 - Ken Lang, Pan American (Tex.)
1962 - Don Russell, Pan American (Tex.)
1961 - John Sharpe, Pan American (Tex.)
1960 - Rudy Hernando, Lamar Tech (Tex.)
1959 - John Bennett, Lamar Tech (Tex.)
1958 - Pedro Bueno, Lamar Tech (Tex.)
1957 - George Nadlay, Lamar Tech (Tex.)
1956 - James Schmidt, Lamar Tech (Tex.)
1955 - James Schmidt, Lamar Tech (Tex.)
1954 - Gene Land, Central State (Okla.)
1953 - S. L. Shofner, Central State (Okla.)
1952 - Butch Krikorian, San Jose State (Calif.)

DOUBLES CHAMPIONS

- 1971 - George Amaya-Milan Kofol, Presbyterian (S.C.)
- 1970 - Doug Verdieck-Randy Verdieck, Redlands (Calif.)
- 1969 - Co-champions - Finals rained out. Doug Verdieck-Randy Verdieck
Redlands (Calif.) and George Amaya-Jim Amaya, Presbyterian (S.C.)
- 1968 - Doug Verdieck-Bruce Nelson, Redlands (Calif.)
- 1967 - Eduardo Guell-Vicente Zarazua, Corpus Christi (Tex.)
- 1966 - John Yeomans-Bill Schoen, Redlands (Calif.)
- 1965 - Detlev Nitsche-Sherwood Stewart, Pan American (Tex.)
- 1964 - Don Kierbow-Gabino Palafox, Corpus Christi (Tex.)
- 1963 - John Hunter-Ken Lang, Pan American (Tex.)
- 1962 - Don Russell-Jerry Wortelboer, Pan American (Tex.)
- 1961 - Don Russell-John Sharpe, Pan American (Tex.)
- 1960 - Co-champions - Finals rained out. John Sharpe-Don Russell,
Pan American (Tex.) and Reginald Bennett-Tim Heckler
Lamar Tech (Tex.)
- 1959 - John Sharpe-Don Russell, Pan American (Tex.)
- 1958 - James Schmidt-Eugene Saller, Lamar Tech (Tex.)
- 1957 - Pedro Bueno-Paul Wilkins, Lamar Tech (Tex.)
- 1956 - Rafael Reyes-Paul Wilkins, Lamar Tech (Tex.)
- 1955 - Don Coleman-Rafael Reyes, Lamar Tech (Tex.)
- 1954 - Ron Palmer-Jerry Boas, Redlands (Calif.)
- 1953 - Carl Nunn-Wayne Miller, Hardin-Simmons (Tex.)
- 1952 - Harvey Grimshaw-Bill Delay, Pepperdine (Calif.)

1971 ALL-AMERICA TENNIS TEAM

- | | |
|-----------------------------------|------------------------------------|
| Milan Kofol, Presbyterian (S.C.) | Randy Verdieck, Redlands (Calif.) |
| George Amaya, Presbyterian (S.C.) | John Brush, Redlands (Calif.) |
| Jim Amaya, Presbyterian (S.C.) | Russell Greiner, Redlands (Calif.) |
| Dave Rasmussen, Redlands (S.C.) | Randy Scott, Columbus (Ga.) |
| Stanley Shanbron, Columbus (Ga.) | Seabury Stanton, Redlands (Calif.) |

20TH ANNUAL TENNIS CHAMPIONSHIPS

Rockhill Tennis Club, Kansas City, Missouri
June 7-11, 1971

<u>TEAM SCORING</u>			
1. Redlands (Calif.)	41	20. California St. (Pa.)	6
2. Presbyterian (S.C.)	36	21. Cumberland (Ky.)	5
3. Columbus (Ga.)	32	22. Western Washington	4
4. Southeastern Oklahoma	26	23. Eastern Montana	3
5. Oshkosh (Wis.)	18	23. Ferris St. (Mich.)	3
6. Atlantic Christian (N.C.)	14	23. Huntindon (Ala.)	3
7. Eastern Illinois	13	23. North Carolina Central	3
8. Angelo St. (Tex.)	10	23. Manchester (Ind.)	3
9. La Verne (Calif.)	10	28. Pittsburg (Kan.)	2
9. Southern Colorado	10	28. Kearney (Neb.)	2
11. Whitworth (Wash.)	9	28. Edinboro (Pa.)	2
11. Taylor (Ind.)	9	28. Defiance (Ohio)	2
13. Southern Oregon	8	28. High Point (N.C.)	2
13. Loras (Ia.)	8	33. Emporia St. (Kan.)	1
13. Southwest Mo. Baptist	8	33. Washburn (Kan.)	1
13. Univ. Ark. (Little Rock)	8	33. Greenville (Ill.)	1
17. Eastern Michigan	7	33. Cedarville (Ohio)	1
17. Newark (N.J.)	7	33. Rockhurst (Mo.)	1
17. Southeastern Massachusetts	7		

S I N G L E S

THIRD ROUND

Randy Verdieck, Redlands (Calif.) def. Don Trujillo, Southern Colorado.....7-5, 6-2
James Brown, Taylor (Ind.) def. Hal Rhea SW Baptist (Mo.).....4-6, 9-7, 6-1
Dwight Nuckolls, S.E. Oklahoma def. Tommy McCulloch, Angelo St. (Tex.)..6-2, 4-6, 6-1
Gene Chappell, Columbus (Ga.) def. Dave Smith, Mansfield (Pa.).....6-3, 6-3
Albert Khanlarian, Columbus (Ga.) def. Ron Pratt-Johnson, Eastern Michigan...6-4, 6-0
Ken Rand, Atlantic Christian (N.C.) def. Ray Tucker, Little Rock (Ark.).....6-2, 6-1
Seabury Stanton, Redlands (Calif.) def. Javier Sanjines, High Point (N.C.)...6-4, 6-2
Jim Amaya, Presbyterian (S.C.) def. Brian Koehn, Oshkosh (Wis.).....6-1, 6-1
Milan Kofol, Presbyterian (S.C.) def. Dan Phillips, Atlantic Christian (N.C.)6-0, 6-1
James Enzler, Loras (Ia.) def. Tim Brooke, California State (Pa.).....6-1, 7-5
Davie Harrison, Angelo St. (Tex.) def. Gary Hamachek, Oshkosh St. (Wis.).....7-5, 6-2
Mark Milligan, S.E. Oklahoma def. Roger Canto, S.E. Massachusetts.....6-2, 6-2
Bod Luedtke, Oshkosh St. (Wis.) def. Davie Hale, Atlantic Christian (N.C.)...6-0, 6-0
Mitch Finkelstein, Univ. of Redlands (Calif.) def. Bill Strohmenger, Cumberland (Ky.)
6-3, 6-4
Art Tetzlaff, Ferris State (Mich.) def. Chris Adair, Presbyterian (S.C.).....6-3, 9-7
Stan Shanbron, Columbus (Ga.) def. Lee Patton, Eastern Michigan.....6-0, 6-0
George Amaya, Presbyterian (S.C.) def. Speedy Gilstrap, Columbus (Ga.).....6-3, 6-3
Phil Mehlin, Little Rock (Ark.) def. Bruce Shuman, Eastern Illinois.....6-3, 9-7
Fred Nelson, East. Montana def. Micky Ashbrook, LaVerne (Calif.).....1-6, 6-4, 8-6
Phil Carter, S.E. Oklahoma def. Mark Medow, Oshkosh (Wis.).....6-4, 6-1
Randy Scott, Columbus (Ga.) def. Kent Schultz, S.W. Baptist (Mo.).....6-4, 6-1
Butch Tomlinson, Whitworth (Wash.) def. Jack Johnson, Pittsburg (Ks.).....6-2, 6-1
Paul Noerenberg, Eastern Illinois def. Al Jagutis, East. Michigan.....6-3, 6-3
John Brush, Redlands (Calif.) def. Larry Gagnon, Oshkosh (Wis.).....6-3, 6-3
Dave Rassmussen, Redlands (Calif.) def. Dan Thompson, Atlantic Christian (N.C.)...0-6
6-2, 6-4
Larry Horn, S.E. Oklahoma def. Don LeFante, Newark Col. of Eng. (N.J.).....6-1, 6-2
Keith Lyon, Eastern Illinois def. Tom Monahan, S.E. Massachusetts.....6-1, 6-3
Vern Loy, Southern Oregon def. John Hodgens, Huntingdon (Ala.).....6-1, 6-0
Robert Acrie, LaVerne (Calif.) def. Jack Fournier, Whitworth (Wash.).....6-4, 6-1
Russ Grenier, Univ. of Redlands (Calif.) def. Bernette Davis N.C. Central...6-1, 6-3
Bob Scott, Southern Colorado def. Gilbert Rincon, Columbus (Ga.).....7-5, 6-4
Kimm Ketelsen, S.E. Oklahoma def. Steve Henry, Defiance (Ohio).....6-1, 6-1

FOURTH ROUND

Randy Verdieck, Redlands (Calif.) def. James Brown, Taylor (Ind.).....4-6, 9-7, 6-1
Dwight Nuckolls, Southeastern Oklahoma def. Gene Chappell, Columbus (Ga.)....6-3, 6-3
Albert Khanlarian, Columbus (Ga.) def. Ken Rand, Atlantic Christian (N.C.)...6-3, 6-2
Jim Amaya, Presbyterian (S.C.) def. Seabury Stanton, Redlands (Calif.).....6-2, 6-1
Milan Kofol, Presbyterian (S.C.) def. James Enzler, Loras (Ia.).....6-0, 6-0
Mark Milligan, Southeastern Oklahoma def. Davie Harrison, Angelo St. (Tex.)..6-4, 6-2
Mitch Finkelstein, Redlands (Calif.) def. Bod Luedtke, Oshkosh (Wis.)...0-6, 8-6, 6-1
Stan Shanbron, Columbus (Ga.) def. Art Tetzlaff, Ferris St. (Mich.).....6-3, 6-1
George Amaya, Presbyterian (S.C.) def. Phil Mehlin, Little Rock (Ark.).....6-1, 6-3
Phil Carter, Southeastern Oklahoma def. Fred Nelson, Eastern Montana.....6-1, 6-2
Randy Scott, Columbus (Ga.) def. Butch Tomlinson, Whitworth (Wash.).....6-3, 6-3
John Brush, Redlands (Calif.) def. Paul Noerenberg, Eastern Illinois.....6-0, 6-3
Dave Rassmussen, Redlands (Calif.) def. Larry Horn, Southeastern Oklahoma...10-8, 6-0
Vern Loy, Southern Oregon, def. Keith Lyon, Eastern Illinois.....6-2, 5-7, 6-1
Russ Greiner, Redlands (Calif.) def. Robert Acrie, LaVerne (Calif.).....10-8, 6-0
Kimm Ketelsen, Southeastern Oklahoma def. Bob Scott, Southern Colorado.....10-8, 6-4

FIFTH ROUND

Randy Verdieck, Redlands (Calif.) def. Dwight Nuckolls, Southeastern Oklahoma.....8-6, 6-0
Jim Amaya, Presbyterian (S.C.) def. Albert Khanlarian, Columbus (Ga.)..... 8-6, 3-6, 6-3
Milan Kofol, Presbyterian (S.C.) def. Mark Milligan, Southeastern Oklahoma.....6-2, 6-0
Stan Shanbron, Columbus (Ga.) def. Mitch Finkelstein, Redlands (Calif.).....6-0, 6-1
George Amaya, Presbyterian (S.C.) def. Phil Carter, Southeastern Oklahoma.....6-3, 6-0
John Brush, Redlands (Calif.) def. Randy Scott, Columbus (Ga.).....6-3,11-9
Dave Rassmussen, Redlands (Calif.) def. Vern Loy, Southern Oregon.....6-3, 6-3
Russ Greiner, Redlands (Calif.) def. Kimm Ketelsen, Southeastern Oklahoma.....6-4, 6-4

QUARTER-FINALS

Jim Amaya, Presbyterian (S.C.) def. Randy Verdieck, Redlands (Calif.).....6-4, 4-6, 6-1
Milan Kofol, Presbyterian (S.C.) def. Stan Shanbron, Columbus (Ga.).....6-2, 6-4
George Amaya, Presbyterian (S.C.) def. John Brush, Redlands (Calif.).....4-6, 6-2, 6-1
Dave Rassmussen, Redlands (Calif.) def. Russ Greiner, Redlands (Calif.).....6-4,11-9

SEMI-FINALS

Milan Kofol, Presbyterian (S.C.) def. Jim Amaya, Presbyterian (S.C.).....6-1, 6-0
George Amaya, Presbyterian (S.C.) def. Dave Rassmussen, Redlands (Calif.).....6-0, 7-5

FINALS

George Amaya, Presbyterian (S.C.) def. Milan Kofol, Presbyterian (S.C.)..1-6, 6-1, 8-7,default

D O U B L E S

THIRD ROUND

Milligan-Carter, Southeastern Oklahoma def. Shuman-Zumwalt, Eastern Illinois.....6-3, 6-1
Khanlarian-Rincon, Columbus (Ga.) def. Rector-McCulloch, Angelo (Tex.).....7-5, 6-2
Brooke-Brooke, California (Pa.) def. Brown-Rickner, Taylor (Ind.).....6-2, 6-1
Rassmussen-Stanton, Redlands (Calif.) def. Hamachek-Gagnon, Oshkosh (Wis.).....6-2, 6-4
Finkelstein-Greiner, Redlands (Calif.) def. McQuirk-Pildis, Southeastern Massachusetts.8-6,6-3
Tomlinson-Grogan, Whitworth (Wash.) def. Strohmenger-Hanna, Cumberland (Ky.).....6-1, 6-2
Doerrer-Larson, Western Wash. def. Rand-Thompson, Atlantic Christian (N.C.).....6-1, 6-0
Amaya-Kofol, Presbyterian (S.C.) def. Server-Mehlberg, Taylor (Ind.).....6-3, 6-0
Verdieck-Brush, Redlands (Calif.) def. Price-Noerenberg, Eastern Illinois.....6-1, 6-1
Tucker-Mehlin, Little Rock (Ark.) def. McCann-LeFante, Newark C. of E. (N.J.).....6-4, 6-2
Amaya-McKenzie, Presbyterian (S.C.) def. Chappell-Gilstrap, Columbus (Ga.).....6-1, 6-2
Ashbrook-Lia, LaVerne (Calif.) def. Medow-Koehn, Oshkosh (Wis.).....6-1, 6-2
Ketelsen-Nuckolls, Southeastern Oklahoma def. Rhea-Morgan, SW Baptist (Mo.).....6-0, 6-1
Luedtke-Ford, Oshkosh (Wis.) def. Boshard-Scott, Southern Colorado.....6-1, 6-1
Harrison-McClung, Angelo St. (Tex.) def. Loy-Gail, Southern Oregon.....6-3, 6-1
Shanbron-Scott, Columbus (Ga.) def. Moschkau-Enzler, Loras (Ia.).....7-5, 6-0

FOURTH ROUND

Verdieck-Brush, Redlands (Calif.) def. Tucker-Mehlin, Little Rock (Ark.).....6-3, 6-1
Amaya-McKenzie, Presbyterian (S.C.) def. Ashbrook-Lia, LaVerne (Calif.).....6-2, 6-1
Ketelsen-Nuckolls, Southeastern Oklahoma def. Luedtke-Ford, Oshkosh (Wis.)...10-8, 3-6, 6-3
Shanbron-Scott, Columbus (Ga.) def. Harrison-McClung, Angelo St. (Tex.).....16-14,6-3
Khanlarian-Rincon, Columbus (Ga.) def. Milligan-Carter, SE Oklahoma.....6-4,10-8
Rassmussen-Stanton, Redlands (Calif.) def. Brooke-Brooke, California St. (Pa.).....6-4, 6-4
Tomlinson-Grogan, Whitworth (Wash.) def. Finkelstein-Greiner, Redlands (Calif.)....6-4, 7-5
Kofol-Amaya, Presbyterian (S.C.) def. Doerrer-Larsen, Western Washington.....6-3, 6-2

D O U B L E S (Continued)

QUARTER-FINALS

Verdieck-Brush, Redlands (Calif.) def. J. Amaya-McKenzie, Presbyterian (S.C.)....6-2, 7-5
Shanbron-Scott, Columbus (Ga.) def. Ketelson-Nuckolls, Southeastern Oklahoma.....6-3, 6-4
Rasmussen-Stanton, Redlands (Calif.) def. Khanlarian-Rincon, Columbus (Ga.).....7-5, 7-5
Kofol-G. Amaya, Presbyterian (S.C.) def. Tomlinson-Grogan, Whitworth (Wash.).....6-3, 6-1

SEMI-FINALS

Shanbron-Scott, Columbus (Ga.) def. Verdieck-Brush, Redlands (Calif.).....7-5, 6-4
Kofol- Amaya, G., Presbyterian (S.C.) def. Rasmussen-Stanton, Redlands (Calif.)..6-4, 6-2

FINALS

Kofol-Amaya G., Presbyterian (S.C.) def. Shanbron-Scott, Columbus (Ga.).....6-2, 6-3

THE HISTORY OF THE

REPUBLIC OF THE

UNITED STATES OF AMERICA

FROM 1776 TO 1863


CHAPTER I

THE FOUNDING OF THE NATION

1776

DECLARATION OF INDEPENDENCE

INDOOR TRACK AND FIELD



TIES WORLD RECORD...Jean-Louis Ravelomanantsoa of Westmont (Calif.) tied the World Record in the 60 yard dash preliminaries with a :05.9 clocking at the Sixth Annual NAIA Indoor Track and Field Meet held in the Auditorium in Kansas City. Eastern Michigan won the team championship.

INDOOR TRACK AND FIELD

In 1966 the NAIA Track Coaches' Association decided to add the indoor championship to their calendar and the results have been most impressive. This event has become a permanent fixture on the Kansas City, Missouri sports calendar.

From 1966 through 1968 NAIA held 10 open events for men and 4 for women in addition to the 14 NAIA collegiate events. In 1969 the Track Coaches' Association eliminated all but the mile run and walk for men in the open events in that the NAIA athletes were consistently outperforming their "open" counterparts.

Forty institutions fielded teams in the 1970 indoor championships with Eastern Michigan winning its second straight championship with an impressive 73-point total. In 1971, Eastern Michigan again captured the title, scoring 66 3/4 points while Dallas Baptist (Tex.) was runner-up. John Mason continued his mastery with a victory in the Open Division mile event, his third consecutive win and remains unbeaten as a collegiate for Fort Hays State (Kan.) and the past three years as an open entry in the mile.

INDOOR CHAMPIONS

<u>CHAMPIONS</u>	<u>PTS.</u>	<u>RUNNERS-UP</u>	<u>PTS.</u>
1971 - Eastern Michigan	66 3/4	Dallas Baptist (Tex.)	32
1970 - Eastern Michigan	73	Prairie View A&M (Tex.)	31
1969 - Eastern Michigan	96 1/3	Prairie View A&M (Tex.)	52
1968 - Prairie View A&M (Tex.)	70	Texas Southern	67 1/2
1967 - Southern (La.)	102	Texas Southern	92
1966 - Southern (La.)	87	Fort Hays State (Kan.)	72

SIXTH ANNUAL NAIA INDOOR TRACK AND FIELD MEET

Kansas City, Missouri

January 22-23, 1971

TEAM SCORES

1. Eastern Michigan	66 3/4	Yankton (S.D.)	8
2. Dallas Baptist (Tex.)	32	Simon Fraser (B.C. Can.)	8
3. Prairie View A&M (Tex.)	22	Sioux Falls (S.D.)	8
Adams State (Colo.)	22	25. Doane (Neb.)	7
5. Redlands (Calif.)	20	26. Eastern Illinois	6
6. Kearney State (Neb.)	18	Oklahoma Christian	6
7. Grambling (La.)	15	U.S. Intern'l (Calif.)	6
8. Fort Hays St. (Kan.)	14	Ouachita Baptist (Ark.)	6
9. Arkansas AM&N	13	30. Taylor (Ind.)	5
10. Jackson State (Miss.)	12	31. Central Wash. State	4
Alcorn A&M (Miss.)	12	Harding (Ark.)	4
12. Eastern New Mexico	11	Northern State (S.D.)	4
13. Eastern Washington St.	10	St. John's (Minn.)	4
Arkansas A&M	10	Western Illinois	4
Loras (Iowa)	10	Nebraska (Omaha)	4
Westmont (Calif.)	10	37. Emporia State (Kan.)	2
Sul Ross State (Tex.)	10	38. McPherson (Kan.)	1 1/2
McMurry (Tex.)	10	Morningside (Iowa)	1 1/2
19. Pittsburg State (Kan.)	8 3/4	40. Cumberland (Ky.)	3/4
20. Dickinson State (N.D.)	8	Jamestown (N.D.)	3/4
Troy State (Ala.)	8		

INDIVIDUAL RESULTS

NAlA DIVISION

60-YARD DASH: 1. Jean-Louis Ravelomanantsoa, Westmont (Calif.), :06.0; 2. Jim Batie, Troy State (Ala.), :06.1; 3. Willie McGee, Alcorn A&M (Miss.), :06.1; 4. Jerry Sims, Alcorn A&M (Miss.), :06.2; 5. Larry Brown, Alcorn A&M (Miss.), :06.3; 6. Aaron Harris, Arkansas AM&N, :06.4. (Ravelomanantsoa tied World and meet record of :05.9, set by Jim Hines, Texas Southern 1967, in prelims).

60-YARD HIGH HURDLES: 1. Fuller Cherry, Arkansas A&M, :07.4; 2. Louis Clark, Dickinson State (N.D.), :07.4; 3. Rodney Jackson, Eastern Illinois, :07.5; 4. Don Kluk, St. John's (Minn.), :07.5; 5. Merle Young, Pittsburg State (Kan.), :07.5; 6. Sidney Holland, Grambling (La.), :07.7.

440-YARD DASH: 1. Alvin Dotson, Prairie View A&M (Tex.), :49.7; 2. Gene Thomas, Eastern Michigan, :50.2; 3. Jim Evans, Dallas Baptist (Tex.), :50.2; 4. Dave Walker, Central Washington, :51.4; 5. Jim Patterson, Jackson State (Miss.), :51.4; Walter Smith, Arkansas AM&N, scratched.

600-YARD RUN: 1. Larry Zaragoza, Adams State (Colo.), 1:12.2 (RECORD, Former record--1:12.3 by Pat Bynoe, Eastern Michigan, 1969); 2. Paul Blalock, Yankton (S.D.), 1:12.4; 3. Robert Talley, Arkansas AM&N 1:13.8; 4. Robert Jett, Jackson State (Miss.), 1:15.0; 5. Mike Estes, Fort Hays State (Kan.), 1:15.8; 6. Cornell Evans, Prairie View A&M (Tex.), 1:16.2.

880-YARD RUN: 1. Thomas Bryan, Loras (Iowa), 1:55.8; 2. Cornelius Shoaf, Grambling (La.), 1:56.4; 3. Dan Barks, Adams State (Colo.), 1:56.5; 4. Fred LaPlante, Eastern Michigan, 1:56.9; 5. Ken Conway, Pittsburg State (Kan.), 1:57.1; 6. J. B. Haggerty, Prairie View A&M (Tex.), 1:57.1.

1000-YARD RUN: 1. Steve Boehmer, Fort Hays State (Kan.), 2:14.1; 2. Floyd Wells, Eastern Michigan, 2:14.3; 3. Eric Nesbitt, Eastern Michigan, 2:14.9; 4. Marvin Lynch, Eastern Michigan, 2:17.2; 5. Dave Pittner, Pittsburg State (Kan.), 2:17.5; 6. Bill Dutcher, Doane (Neb.), 2:18.5.

MILE RUN: 1. Bob Maplestone, Eastern Washington State, 4:10.5; 2. Wayne Seiler, Eastern Michigan, 4:12.8; 3. David Campbell, Eastern Michigan, 4:16.4; 4. Tim Geary, Harding (Ark.), 4:17.2; 5. Don Isaak, Redlands (Calif.), 4:17.4; 6. Bradley Ludwig, Taylor (Ind.), 4:18.6.

TWO-MILE RUN: 1. Rex Maddaford, Eastern New Mexico, 8:47.7 (RECORD, Former record-8:53.1 by Van Nelson, St. Cloud State (Minn.), 1968); 2. David Ellis, Eastern Michigan, 9:01.1; 3. Peter Fredrikson, U. S. International (Calif.), 9:08.7; 4. Ralph Foote, Taylor (Ind.), 9:16.6; 5. Dennis Nee, Emporia State (Kan.), 9:18.7; 6. Loren Kambestad, Northern State (S.D.), 9:20.6.

MILE RELAY: 1. Prairie View A&M (Tex.), (Roland Martin, Morlin Wade, Alvin Dotson, Henry Henderson), 3:21.1; 2. Dallas Baptist (Tex.), 3:22.0; 3. Jackson State (Miss.), 3:23.0; 4. Eastern Michigan, 3:24.3; 5. Doane (Neb.), 3:25.3; 6. Eastern New Mexico, 3:27.3.

NAIA DIVISION (Continued)

TWO-MILE RELAY: 1. Eastern Michigan, (Marvin Lynch, Fred LaPlante, Floyd Wells, Wayne Seiler), 7:50.4; 2. Kearney State (Neb.), 7:51.9; 3. Dallas Baptist (Tex.), 7:52.8; 4. University of Nebraska-Omaha, 7:57.1; 5. Fort Hays State (Kan.), 7:59.6; 6. Oklahoma Christian, 8:01.9.

LONG JUMP: 1. Jerry Proctor, Redlands (Calif.), 25-4 3/4 (TIES RECORD, by Proctor, Redlands, 1970); 2. Jerry Denton, Dallas Baptist, 24-3 1/2; 3. William Willington, Grambling (La.), 24-3; 4. Lujack Lawrence, Dallas Baptist (Tex.), 23-6; 5. Tyrone Browne, Pittsburg State (Kan.), 23-5 1/2; 6. Jessie Sibert, Arkansas AM&N, 23-4 1/2.

POLE VAULT: 1. Ricky Parris, McMurry (Tex.), 15-7 (RECORD, Former record--15-6 1/2, by Curt Hisaw, Eastern Washington State, 1970); 2. Allan Kane, Simon Fraser (B.C., Can.) (TIES RECORD 15.7); 3. Greg Starkovich, Adams State (Colo.), 15-0; 4. Brian Meyers, Doane (Neb.), 15-0; 5-6 tie between Mike Butsch, McPherson (Kan.) and Dean Pettit, Morningside (Iowa), 14-6.

HIGH JUMP: 1. Jim Sobieszczyk, Kearney State (Neb.), 6-8; 2. Steve Hackel, Sioux Falls (S.D.), 6-6; 3-4 tie between Andrew Victrum, Arkansas AM&N and Glen Lewis, Oklahoma Christian, 6-4; 5-6 tie between Ronald DeVries, Eastern Michigan; Dale Walker, Cumberland (Ky.); Carlos Walker, Pittsburg State (Kan.), and Jim Rambo, Jamestown (N.D.), 6-4.

SHOT PUT: 1. Erich Hardaway, Sul Ross State (Tex.), 57-3; 2. Don Tucker, Redlands (Calif.), 55-3 1/2; 3. Tom Jones, Ouachita Baptist (Ark.), 54-3; 4. Bill Stoltman, Western Illinois, 53-5; 5. Ed Nook, Northern State (S.D.), 51-2 1/2; 6. Ron Katz, Northern State (S.D.), 50-5.

OPEN DIVISION

TRADERS MILE: 1. John Mason, Pacific Coast Track Club, 4:05.2; 2. Conrad Nightengale, Mid-America Track Club, 4:07.7; 3. Mike McCann, Mid-America Track Club, 4:08.9; 4. John Lawson, Pacific Coach Track Club, 4:10.5; 5. Jim Crawford, unattached, 4:13.0.

NAIA INDOOR MEET RECORDS

60-YARD DASH

Jim Hines, Texas Southern, 1967; Jean Louis Ravelomanantsoa, Westmont (Calif.) (Prelims) 1971, :05.9

60-YARD HIGH HURDLES

Willie Davenport, Southern (La.), 1967; Rodney Milburn, Southern University (La.), 1970 (heats)..... :07.0

440-YARD DASH

Fred Newhouse, Prairie View A&M (Tex.), 1970..... :48.4

600-YARD RUN

Larry Zaragoza, Adams State (Colo.), 1971 1:12.2

NAAI INDOOR MEET RECORDS (Continued)

880-YARD RUN

Roger Tremblay, Eastern Michigan, 1969 (heat)..... 1:54.6

1000-YARD RUN

Eric Nesbitt, Eastern Michigan, 1968 and Kenth Andersson,
U. S. International (Calif.), 1970..... 2:12.2

MILE RUN

John Mason, Fort Hays State (Kan.), 1968..... 4:06.0

TWO-MILE RUN

Rex Maddaford, Eastern New Mexico, 1971..... 8:47.7

MILE RELAY

Southern (La.) (Robert Johnson, Webster Johnson, Everette
Mason, and Theron Lewis), 1966..... 3:15.0

TWO-MILE RELAY

Eastern Michigan (Glenn Dusek, Wayne Seiler, Robert
Tremblay, and Eric Nesbitt), 1969..... 7:49.1

POLE VAULT

Ricky Parris, McMurry (Tex.), 1971; Allan Kane, Simon Fraser
(B.C., Canada), 1971 (non-winning)..... 15' 7"

HIGH JUMP

John Hartfield, Texas Southern, 1967..... 7' 1"

LONG JUMP

Jerry Proctor, Redlands (Calif.), 1970 and 1971..... 25' 4-3/4"

SHOT-PUT

Al Feuerbach, Emporia State (Kan.), 1970..... 62' 8-3/4"

MEN'S OPEN DIVISION

ONE-MILE RUN

John Mason, Pacific Coast Club, 1970..... 4:03.3

INDIVIDUAL CHAMPIONS - INDOOR

60-YARD DASH

1971 - Jean-Louis Ravelomanantosa, Westmont (Calif.)..... :06.0
1970 - Jack Phillips, Grambling (La.)..... :06.2
1969 - Bobby Brown, Arkansas AM&N..... :06.2
1968 - Clyde Duncan, Texas Southern..... :06.1
1967 - James Hines, Texas Southern..... :05.9
1966 - George Anderson, Southern (La.)..... :06.0

60-YARD HIGH HURDLES

1971 - Fuller Cherry, Arkansas A&M..... :07.4
1970 - Rodney Milburn, Southern (La.)..... :07.1
1969 - William Tipton, Eastern Michigan..... :07.4
1968 - Roy Hicks, Texas Southern..... :07.3
1967 - Willie Davenport, Southern (La.)..... :07.0
1966 - Willie Davenport, Southern (La.)..... :07.1

INDIVIDUAL CHAMPIONS - INDOOR (Continued)

440-YARD DASH

1971 - Alvin Dotson, Prairie View A&M (Tex.).....	:49.7
1970 - Fred Newhouse, Prairie View A&M (Tex.).....	:48.6
1969 - Fred Newhouse, Prairie View A&M (Tex.).....	:49.5
1968 - Henry Smothers, Arkansas AM&N.....	:49.3
1967 - Oliver Ford, Southern (La.).....	:49.2
1966 - Theron Lewis, Southern (La.).....	:48.9

600-YARD RUN

1971 - Larry Zaragoza, Adams State (Colo.).....	1:12.2
1970 - Paul Blalock, Yankton (S.D.).....	1:13.0
1969 - Pat Bynoe, Eastern Michigan.....	1:13.0
1968 - Thurman Boggess, Prairie View A&M (Tex.).....	1:13.4
1967 - Larry Dillon, Texas Southern (746 Yards).....	1:37.5
1966 - Henry Brown, Southern (La.).....	1:14.1

880-YARD RUN

1971 - Thomas Bryan, Loras (Iowa).....	1:55.8
1970 - Cornelius Shoaf, Grambling (La.).....	1:56.1
1969 - Felix Johnson, Prairie View A&M (Tex.).....	1:55.1
1968 - Felix Johnson, Prairie View A&M (Tex.).....	1:56.8
1967 - Jim Nesbitt, Central Michigan.....	1:55.4
1966 - Jack Harms, Fort Hays State (Kan.).....	1:55.9

1000-YARD RUN

1971 - Steve Boehmer, Fort Hays State (Kan.).....	2:14.1
1970 - Kenth Andersson, U. S. International (Calif.).....	2:12.2
1969 - Eric Nesbitt, Eastern Michigan.....	2:12.5
1968 - Eric Nesbitt, Eastern Michigan.....	2:12.2
1967 - Terry Norman, Eastern Michigan.....	2:13.0
1966 - Bruce Carter, Texas Southern.....	2:14.6

MILE RUN

1971 - Bob Maplestone, Eastern Washington State.....	4:10.5
1970 - Dennis Savage, Westmont (Calif.).....	4:11.5
1969 - Jim Crawford, Harding (Ark.).....	4:10.7
1968 - John Mason, Fort Hays State (Kan.).....	4:06.0
1967 - John Mason, Fort Hays State (Kan.).....	4:14.0
1966 - John Mason, Fort Hays State (Kan.).....	4:20.5

TWO-MILE RUN

1971 - Rex Maddaford, Eastern New Mexico.....	8:47.7
1970 - David Ellis, Eastern Michigan.....	9:00.5
1969 - David Ellis, Eastern Michigan.....	8:54.9
1968 - Van Nelson, St. Cloud State (Minn.).....	8:53.1
1967 - Van Nelson, St. Cloud State (Minn.).....	9:04.0
1966 - Van Nelson, St. Cloud State (Minn.).....	9:06.7

HIGH JUMP

1971 - Jim Sobieszczyk, Kearney State (Neb.).....	6-8
1970 - Jackie Causey, Southwestern Louisiana.....	6-8
1969 - Phil Kastens, Whitworth (Wash.).....	6-6
1968 - Lloyd Higgins, Pasadena (Calif.).....	6-10
1967 - John Hartfield, Texas Southern.....	7-1
1966 - Tom Bateman, Harding (Ark.).....	6-7

POLE VAULT

1971 - Ricky Parris, McMurry (Tex.).....	15-7
1970 - Curt Hisaw, Eastern Washington State.....	15-6 1/2
1969 - Andy Steben, Occidental (Calif.).....	15-6
1968 - Andy Steben, Occidental (Calif.).....	15-6
1967 - Andy Steben, Occidental (Calif.).....	15-6
1966 - Joe Neihardt, Central Michigan.....	15-2

INDIVIDUAL CHAMPIONS - INDOOR (Continued)

LONG JUMP

1971 - Jerry Proctor, Redlands (Calif.).....	25 4 3/4
1970 - Jerry Proctor, Redlands (Calif.).....	25-4 3/4
1969 - David Johnston, State College of Arkansas.....	23-10 3/4
1968 - Jerry Proctor, Redlands (Calif.).....	25-2
1967 - Harvey Nairn, Southern (La.).....	24-7 3/4
1966 - Richard Boeringer, Emporia State (Kan.).....	23-2

SHOT-PUT

1971 - Erich Hardaway, Sul Ross State (Tex.).....	57-3
1970 - Al Feuerbach, Emporia State (Kan.).....	62-8 3/4
1969 - Al Feuerbach, Emporia State (Kan.).....	57-5 1/2
1968 - Fred Davis, Doane (Nebr.).....	54-6 3/4
1967 - Fred Davis, Doane (Neb.).....	54-10 1/4
1966 - Elvin Bethea, North Carolina A&T.....	56-7

MEN'S OPEN DIVISION

TRADER'S MILE

1971 - John Mason, Pacific Coast Club.....	4:05.2
1970 - John Mason, Pacific Coast Club.....	4:03.3
1969 - John Mason Fort Hays K-Club.....	4:06.7
1968 - Josef Odlozil, Czechoslovakia.....	4:14.1
1967 - Ergas Leps, Toronto (Canada).....	4:23.0
1966 - John Whetton, Great Britain.....	4:07.4

1971 ALL-AMERICA INDOOR TRACK AND FIELD TEAM

Francis Baldwin, Dallas Baptist (Tex.)	Milton Martin, Dallas Baptist (Tex.)
Jim Batie, Troy State (Ala.)	Roland Martin, Prairie View A&M (Tex.)
Dan Barks, Adams State (Colo.)	Willie McGee, Alcorn A&M (Miss.)
Paul Blalock, Yankton (S.D.)	Rich Molczyk, Kearney State (Neb.)
Steve Boehmer, Fort Hays State (Kan.)	Eric Nesbitt, Eastern Michigan
Thomas Bryan, Loras (Iowa)	Ricky Parris, McMurry (Tex.)
Nate Butler, Kearney State (Neb.)	Jimmy Patterson, Jackson State (Miss.)
David Campbell, Eastern Michigan	Tommy Peacock, Dallas Baptist (Tex.)
Fuller Cherry, Arkansas A&M	Bobby Phillips, Jackson State (Miss.)
John Christian, Dallas Baptist (Tex.)	Wayne Phipps, Kearney State (Neb.)
Louis Clark, Dickinson State (N.D.)	Jerry Proctor, Redlands (Calif.)
Jerry Denton, Dallas Baptist (Tex.)	Gary Pyle, Dallas Baptist (Tex.)
Alvin Dotson, Prairie View A&M (Tex.)	Al Rasmussen, Kearney State (Neb.)
David Ellis, Eastern Michigan	Jean-Louis Ravelomanantsoa, Westmont (Calif.)
Jimmy Evans, Dallas Baptist (Tex.)	Wayne Seiler, Eastern Michigan
Peter Fredriksson, US Intern'l (Calif.)	Cornelius Shoaf, Grambling (La.)
Steve Hackel, Sioux Falls (S.D.)	Jim Sobieszczyk, Kearney State (Neb.)
Erich Hardaway, Sul Ross State (Tex.)	Greg Starkovich, Adams State (Colo.)
Henry Henderson, Prairie View A&M (Tex.)	Johnny Sturgis, Jackson State (Miss.)
Rodney Jackson, Eastern Illinois	Robert Talley, Arkansas AM&N
Tom Jones, Ouachita Baptist (Ark.)	Gene Thomas, Eastern Michigan
Allan Kane, Simon Fraser (B.C. Can.)	Don Tucker, Redlands (Calif.)
Barney King, Jackson State (Miss.)	Andrew Victrum, Arkansas AM&N
Fred LaPlante, Eastern Michigan	Morlin Wade, Prairie View A&M (Tex.)
Glen Lewis, Oklahoma Christian	Floyd Wells, Eastern Michigan
Marvin Lynch, Eastern Michigan	William Willington, Grambling (La.)
Rex Maddaford, Eastern New Mexico	Cleve Wilson, Dallas Baptist (Tex.)
Bob Maplestone, Eastern Washington St.	Larry Zaragoza, Adams State (Colo.)

The Indoor All-America team was named from first, second, and third place finishers at NAIA Indoor Championships. All other place finishers were named Honorable Mention.

OUTDOOR TRACK AND FIELD



OUTSTANDING PERFORMER...Rodney Milburn (left), the sensational sophomore star from Southern University (La.) receives his Outstanding Performer plaque from A. O. Duer, NAIA Executive Secretary (center) at the 20th Annual NAIA Track and Field Outdoor Meet at Billings, Montana. Southern University Track Coach Dr. Richard Hall applauds the presentation. Eastern Michigan University won the team championship.

OUTDOOR TRACK AND FIELD

Track and Field was one of the first sports added to the NAIA program in 1952 and has produced some of the finest athletes in the world. The initial meet was staged in Abilene, Texas, with Abilene Christian winning the first of three titles in four years.

This championship remained at Abilene for three more years, attaining a great degree of stature in that time. In 1956, it was decided to take the meet to the West Coast, traditional site of the nation's track powers. San Diego, California hosted the meet for three years.

From 1959 to 1967 the meet was held at Sioux Falls, South Dakota and in 1968 it was moved to Albuquerque, New Mexico to an altitude similar to that of Mexico City, the site of the 1968 Olympics. Billings, Montana was chosen as the site of the 1969 Championships and over 10,000 fans turned out to see a record entry of 353 athletes from 98 institutions compete.

In 1970 the return to Billings saw 110 institutions field 398 athletes as participation flourished. Eastern Michigan, using tremendous depth, captured its first outdoor track championship by scoring 75 points to Texas Southern's second place finish of 50 points.

Billings was the site of the 20th Annual NAIA Track and Field Championship as Eastern Michigan won its second consecutive title and thus completed a "grand slam" by winning the cross country, indoor, and outdoor track titles in one year. The Hurons of Coach Bob Parks finished with 65 points while North Carolina Central was second with 43 points. Rodney Milburn, a sophomore from Southern University (La.), was the outstanding performer in the meet with a World Class performance in the high hurdles, posting a 13.0 mark. The wind was two-tenths of a meter over the allowable, which prevented the performance from being submitted as a World Record.

The decathlon became a part of the outdoor track and field championship in 1971. The decathlon was won by Bruce Jenner of Graceland (Iowa) as he rallied on the final day to edge Bill Bakley of Westmont (Calif.). Jenner finished with 7,407 points while Bakley had 7,353.

OUTDOOR TRACK AND FIELD CHAMPIONS

<u>CHAMPIONS</u>	<u>PTS.</u>	<u>RUNNERS-UP</u>	<u>PTS.</u>
1971 - Eastern Michigan	65	North Carolina Central	43
1970 - Eastern Michigan	75	Texas Southern	50
1969 - Prairie View A&M (Tex.)	69-1/2	Southern (La.)	68
1968 - Prairie View A&M (Tex.)	47	Arkansas AM&N	45
1967 - Southern (La.)	77	Texas Southern	63
1966 - Southern (La.)	92	Texas Southern	69
1965 - Southern (La.)	77	North Carolina College	40
1964 - Emporia State (Kan.)	60	North Carolina College	50
1963 - Maryland State	82	Omaha, Univ. of Nebraska	33
1962 - Texas Southern	62-1/2	Emporia State (Kan.)	46
1961 - Texas Southern	49	Tennessee State	47
1960 - Winston-Salem State (N.C.)	58	East Texas State	45
1959 - Winston-Salem State (N.C.)	56	East Texas State	55
1958 - Occidental (Calif.)	93	Winston-Salem State (N.C.)	62
1957 - Occidental (Calif.)	148-1/2	Abilene Christian (Tex.)	34
1956 - Occidental (Calif.)	89-1/2	Abilene Christian (Tex.)	56
1955 - Abilene Christian (Tex.)	68	Emporia State (Kan.)	44
1954 - Abilene Christian (Tex.)	39	Texas Southern	33-3/4
1953 - South Dakota State	48	Abilene Christian (Tex.)	42
1952 - Abilene Christian (Tex.)	74	San Diego State (Calif.)	45

20TH ANNUAL OUTDOOR TRACK AND FIELD CHAMPIONSHIPS

BILLINGS, MONTANA

June 3 -5, 1971

TEAM SCORES

1. Eastern Michigan.....	65	Southwestern (Kan.).....	8
2. North Carolina Central.....	43	Southwestern St. (Okla.).....	8
3. Prairie View A&M (Tex.).....	41	32. Fresno Pacific (Calif.).....	7
4. Dallas Baptist (Tex.).....	31	Southern Colorado State.....	7
5. Southern (La.).....	30	34. Appalachian State (N.C.).....	6
6. Sam Houston St. (Tex.).....	28	George Fox (Ore.).....	6
7. Texas Southern.....	25	Indiana Central.....	6
8. Biola (Calif.).....	24	Redlands (Calif.).....	6
9. Angelo State (Tex.).....	20	Simon Fraser (Canada).....	6
10. U.S. International (Calif.)....	19	39. Western Carolina (N.C.).....	4
11. Eastern New Mexico.....	16	Troy State (Ala.).....	4
Occidental (Calif.).....	16	Tabor (Kan.).....	4
Oregon Col. of Ed.....	16	Sioux Falls (S.D.).....	4
Southern Oregon.....	16	Central State (Okla.).....	4
Sul Ross State (Tex.).....	16	44. Central Washington State.....	2
16. Westmont (Calif.).....	15	Dickinson State (N.D.).....	2
17. Eastern Washington State.....	14	Eastern Illinois.....	2
18. Oklahoma Christian.....	12	Howard Payne (Tex.).....	2
Kansas Wesleyan.....	12	Peru State (Neb.).....	2
Fort Hays St. (Kan.).....	12	Southern State (S.D.).....	2
21. Alcorn A & M (Miss.).....	10	50. Central State (Ohio).....	1
Delta State (Miss.).....	10	Eastern Montana.....	1
Graceland (Iowa).....	10	Emporia State (Kan.).....	1
McMurry (Tex.).....	10	Morningside (Iowa).....	1
Ottawa (Kan.).....	10	54. Grambling (La.).....	1/3
26. Stanislaus St. (Calif.).....	9	Hendrix (Ark.).....	1/3
27. Adams State (Colo.).....	8	Stevens Point State (Wis.).....	1/3
Edinboro State (Pa.).....	8		
Ouachita Baptist (Ark.).....	8		

INDIVIDUAL RESULTS

100-YARD DASH: 1. Willie McGee, Alcorn A&M (Miss.) :09.3 (TIES NAIA RECORD): 2. Robert Taylor, Texas Southern :09.4; 3. William Miller, Southern University (La.) :09.4; 4. James Battie, Troy State (Ala.) :09.4; 5. Ernest Williams, Texas Southern :09.5; 6. Francis Baldwin, Dallas Baptist (Tex.) :09.5.

220-YARD DASH: 1. Larry Black, North Carolina Central :20.4; 2. Larry Stinson, Southwestern State (Okla.) :20.7; 3. William Miller, Southern University (La.) :20.9; 4. Francis Baldwin, Dallas Baptist (Tex.) :21.0; 5. Jerry Denton, Dallas Baptist (Tex.) :21.3; 6. Roland Martin, Prairie View A&M (Tex.) :21.4.

440-YARD DASH: 1. Alvin Dotson, Prairie View A&M (Tex.) :46.4; 2. Hugh Brown, Occidental (Calif.) :46.5; 3. Roy Geter, Prairie View A&M (Tex.) :47.4; 4. Dave Berry, Central State (Okla.) :47.4; 5. Ron Jenkins, Texas Southern :47.7; 6. Ian Hall, Eastern Michigan :47.8.

880-YARD RUN: 1. Musa Dogonyaro, Biola (Calif.) 1:50.7; 2. Harold Kimbal, Southern University (La.) 1:51.6; 3. Bruce Vogel, Oregon College of Education 1:51.8; 4. Gary Collins, Eastern Michigan 1:52.2; 5. Ken Jacobi, Eastern Illinois 1:52.7; 6. Dan Barks, Adams State (Colo.) 1:53.9.

INDIVIDUAL RESULTS (Continued)

MILE RUN: 1. Bob Maplestone, Eastern Washington 4:06.7; 2. Rex Maddaford, Eastern N.M. 4:07.3; 3. Gordon Minty, Eastern Michigan 4:08.7; 4. Glenn Appell, Kansas Wesleyan 4:09.5; 5. Junior Lee, Howard Payne (Tex.) 4:12.1; 6. Wayne Seiler, Eastern Michigan 4:13.9.

THREE-MILE RUN: 1. Gordon Minty, Eastern Michigan 13:46.3; 2. Rex Maddaford, Eastern N.M. 13:53.3; 3. Mike McDonald, Adams State (Colo.) 14:05.2; 4. Dave Ellis, Eastern Michigan 14:05.4; 5. Jack Weyers, Peru State (Neb.) 14:13.3; 6. Jimmy Howell, N.C. Central 14:36.7.

SIX-MILE RUN: 1. David Ellis, Eastern Michigan 29:45.8; 2. David Antognoli, Edinboro State (Pa.) 29:52.2; 3. Jimmy Howell, N.C. Central 30:19.5; 4. Sam Young, U.S. International (Calif.) 30:28.4; 5. Joe Ross, Eastern Washington 30:45.3; 6. Mike McDonald, Adams State (Colo.) 30:56.8.

120-YARD HIGH HURDLES: 1. Rodney Milburn, Southern University (La.) :13.0 (wind aided); 2. Ron Draper, N.C. Central :13.4; 3. Efren Gipson, Sam Houston State (Tex.) :13.5; 4. Bill Tipton, Eastern Michigan :13.7; 5. Louie Clark, Dickinson State (N.D.) :13.9; 6. Ron Washington, Texas Southern :14.0.

440-YARD INTERMEDIATE HURDLES: 1. T. C. Minor, Prairie View A&M (Tex.) :51.1; 2. Melvin Bassett, N.C. Central :51.4; 3. Efren Gipson, Sam Houston State (Tex.) :51.4; 4. Dennis Fast, Tabor (Kan.) :51.6; 5. Ron Classen, Biola (Calif.) :52.4; 6. Micky Everett, Morningside (Iowa) :52.5.

3000-METER STEEPLECHASE: 1. David McLeland, Fort Hays State (Kan.) 9:30.8; 2. Richard Akusu, Kansas Wesleyan 9:35.5; 3. Gary Church, Appalachian State (N.C.) 9:39.7; 4. David Campbell, Eastern Michigan 9:45.4; 5. Barry Jahn, Eastern Washington State 9:50.8; 6. Jeff Matthews, U.S. International (Calif.) 9:52.5.

LONG JUMP: 1. Joshua Owusu, Angelo State (Tex.) 25-6; 2. Lujak Lawrence, Dallas Baptist (Tex.) 24-11; 3. Frank Grant, Southern Colorado State 24-4; 4. Jerry Denton, Dallas Baptist (Tex.) 24-1 3/4; 5. Marvin Brown, Dallas Baptist (Tex.) 23-10 1/2; 6. Ricky Wright, Stanislaus State (Calif.) 23-8 1/2.

TRIPLE JUMP: 1. Joshua Owusu, Angelo State (Tex.) 50-9 1/4; 2. Marvin Brown, Dallas Baptist 50-4 3/4; 3. David Williams, Indiana Central 50-1 1/4; 4. Jerry Gaines, W. Carolina (N.C.) 49-11 1/4; 5. Clifford Larkins, Eastern Michigan 48-6 1/2; 6. Don Bailey, Southern Colorado State 48-2 1/2.

HIGH JUMP: 1. Walden Curry, Delta State (Miss.) 7-0; 2. Ricky Wright, Stanislaus State (Calif.) 6-9; 3. Wilf Wedman, Simon Fraser (Canada) 6-9; 4. Steve Hackel, Sioux Falls (S.D.) 6-9; 5. Bob Keys, Oregon College of Education 6-8; 6. Ron Coleman, Westmont (Calif.) 6-8.

POLE VAULT: 1. Ricky Parris, McMurry (Tex.) 16-4; (NAIA RECORD); 2. Dan Steben, Occidental (Calif.) 16-0; 3. Dave McDonald, George Fox (Ore.) 15-8; 4. Warren Cummings, U.S. International (Calif.) 15-8; 5. Scott Semken, Redlands (Calif.) 15-0; 6. tie between Eugene Lee, Grambling (La.); Joe Durmon, Hendrix (Ark.); & Jim Lehman, Stevens Point State (Wis.) 14-6.

SHOT PUT: 1. Erich Hardaway, Sul Ross State (Tex.) 58-8 3/4; 2. Tom Jones, Ouachita Baptist (Ark.) 56-11 1/2; 3. Dennis Anderson, Fresno Pacific (Calif.) 55-11; 4. Dow Tucker, Redlands (Calif.) 55-9 3/4; 5. Carl Hesse, Southern State (S.D.) 55-1 1/2; 6. Doyle Kenady, Oregon College of Education 54-11.

INDIVIDUAL RESULTS (Continued)

DISCUS: 1. Bengt Nilsson, U.S. International (Calif.) 170-3; 2. Harland Yriarte, S. Oregon 167-6; 3. Erich Hardaway, Sul Ross State (Tex.) 165-7; 4. James Hadley, Biola (Calif.) 161-1; 5. Mike Williams, Central Washington 158-10; 6. Dave Jennison, Eastern Montana 158-7.

JAVELIN: 1. Bob Winn, Ottawa (Kan.) 240-5; 2. Mike Hiebert, Southwestern (Kan.) 238-4; 3. Ken Budlong, Biola (Calif.) 237-2; 4. Gene Grassie, Oklahoma Christian 237-0; 5. Bill Manning, Fort Hays State (Kan.) 234-3; 6. Larry Hynek, Emporia State (Kan.) 229-7.

HAMMER: 1. John Smiley, Eastern Michigan 167-3; 2. Paul Oswald, Southern Oregon 164-3; 3. Dan Bryant, Westmont (Calif.) 162-2; 4. John Grayson, Eastern Michigan 161-11; 5. Jim Neugent, Oklahoma Christian 158-0; 6. Dennis McCave, Fresno Pacific (Calif.) 156-4.

440-YARD RELAY: 1. N.C. Central :40.4 (Melvin Bassett, Ron Draper, Jerry Monroe, Larry Black); 2. Sam Houston State (Tex.) :40.6; 3. Texas Southern :40.8; 4. Prairie View A&M (Tex.) :40.8; 5. Dallas Baptist (Tex.) :40.9; 6. Central State (Ohio) :41.1.

MILE RELAY: 1. Prairie View A&M (Tex.) 3:10.2 (T.C. Minor, Cornell Evans, Alvin Dotson, Roy Geter); 2. Sam Houston State (Tex.) 3:12.8; 3. Texas Southern 3:12.9; 4. Eastern Michigan 3:15.1; 5. Biola (Calif.) 3:15.7; 6. Oregon Col. of Education 3:16.0.

DECATHLON: 1. Bruce Jenner, Graceland (Iowa) 7407; 2. Bill Bakley, Westmont (Calif.) 7353; 3. Gary Hill, Oklahoma Christian 7265; 4. Bob Keys, Oregon College of Education 7252; 5. Dave Stephens, Oregon Coll. of Education 7043; 6. Ronald DeVries, Eastern Michigan 6618.

NAIA TRACK AND FIELD RECORDS

100-YARD DASH

Robert Hayes, Florida A&M, 1961 (heat); Ernest Haynes,
Texas A&I, 1969 (heat); Willie McGee, Alcorn A&M :09.3
(Miss.), 1970..... :09.3

100-METER DASH

Oliver Ford, Southern (La.), 1968..... :10.0

220-YARD DASH (One Turn)

James Hines, Texas Southern, 1967..... :20.3

200-METER DASH (One Turn)

Bobby Morrow, Abilene Christian (Tex.), 1956..... :20.8

440-YARD DASH (Two Turns)

Theron Lewis, Southern (La.), 1966..... :45.2

400-METER DASH (Two Turns)

Hal Francis, Arkansas AM&N, 1968..... :45.6

880-YARD RUN

George Hunt, Texas Southern, 1966..... 1:48.6

800-METER RUN

Earl Goldman, Arkansas AM&N, 1968..... 1:48.6

ONE-MILE RUN

John Camien, Emporia State (Kan.), 1963..... 4:04.3

NAIA TRACK AND FIELD RECORDS (Continued)

<u>1500-METER RUN</u>	
John Mason, Fort Hays State (Kan.), 1968.....	3:46.5
<u>THREE-MILE RUN</u>	
Van Nelson, St. Cloud State (Minn.), 1967.....	13:29.7
<u>5000-METER RUN</u>	
John Camien, Emporia State (Kan.), 1964.....	14:25.0
<u>3000-METER STEEPLECHASE</u>	
John Mason, Fort Hays State (Kan.), 1967.....	9:01.0
<u>SIX-MILE RUN</u>	
Van Nelson, St. Cloud State (Minn.), 1967.....	28:51.9
<u>10,000-METER RUN</u>	
Van Nelson, St. Cloud State (Minn.), 1968.....	30:58.2
<u>120-YARD HIGH HURDLES</u>	
Willie Davenport, Southern (La.), 1967.....	:13.5
<u>110-METER HIGH HURDLES</u>	
Lee Calhoun, North Carolina College, 1956.....	:13.9
<u>440-YARD HURDLES</u>	
Corey Bouyer, Ferris State (Mich.), 1970.....	:50.9
<u>400-METER HURDLES</u>	
Jeff Bennett, Oklahoma Christian, 1968.....	:51.3
<u>POLE VAULT</u>	
Ricky Parris, McMurry (Texas), 1971.....	16' 4"
<u>HIGH JUMP</u>	
Fernando Abugattas, Northwestern (Iowa), 1969.....	7' 0 1/2"
<u>LONG JUMP</u>	
Jerry Proctor, Redlands (Calif.), 1970.....	25' 8 1/4"
<u>TRIPLE JUMP</u>	
Norman Tate, North Carolina College, 1964.....	51' 9"
<u>SHOT PUT</u>	
Dave Price, California Western, 1965.....	62' 9 3/4"
<u>DISCUS THROW</u>	
Fred Shaffer, Whitworth (Wash.), 1961.....	185' 3 1/2"
<u>JAVELIN THROW</u>	
John Fromm, Pacific Lutheran (Wash.), 1958.....	251' 8"
<u>HAMMER THROW</u>	
August Zilincar, Monmouth (N.J.), 1968.....	196' 7"
<u>440-YARD RELAY</u>	
Southern (La.) (Harvey Nairn, Grundy Harris, Webster Johnson, and George Anderson), 1966, (heat).....	:39.7
<u>MILE RELAY</u>	
Arkansas AM&N (Walter Smith, Henry Smothers, Harold Francis, and Elbert Stinson), 1967.....	3:05.4

1971 NAIA ALL-AMERICA TRACK AND FIELD TEAM

(OUTDOOR)

Richard Akusu, Kansas Wesleyan	Bob Maplestone, Eastern Washington State
Dennis Anderson, Fresno Pacific (Calif.)	Rex Maddaford, Eastern New Mexico
David Antognoli, Edinboro State (Pa.)	Dave McDonald, George Fox (Ore.)
Bill Bakley, Westmont (Calif.)	Mike McDonald, Adams State (Colo.)
Melvin Bassett, North Carolina Central	Willie McGee, Alcorn A&M (Miss.)
Larry Black, North Carolina Central	Rodney Milburn, Southern University (La.)
Hugh Brown, Occidental (Calif.)	William Miller, Southern University (La.)
Marvin Brown, Dallas Baptist (Tex.)	T.C. Minor, Prairie View A&M (Tex.)
Dan Bryant, Westmont (Calif.)	David McLeland, Fort Hays State (Kan.)
Ken Budlong, Biola (Calif.)	Gordon Minty, Eastern Michigan
Gary Church, Appalachian State (N.C.)	Jerry Monroe, North Carolina Central
Walden Curry, Delta State (Miss.)	Bengt Nilsson, U.S. International (Calif.)
Musa Dogonyaro, Biola (Calif.)	Paul Oswald, Southern Oregon
Alvin Dotson, Prairie View A&M (Tex.)	Joshua Owusu, Angelo State (Tex.)
Ronald Draper, North Carolina Central	Ricky Parris, McMurry (Tex.)
David Ellis, Eastern Michigan	Ray Redmon, Texas Southern
Cornell Evans, Prairie View A&M (Tex.)	John Smiley, Eastern Michigan
Roy Geter, Prairie View A&M (Tex.)	Dan Steben, Occidental (Calif.)
Efren Gipson, Sam Houston State (Tex.)	Larry Stinson, Southwestern State (Okla.)
Frank Grant, Southern Colorado State	Amos Sumpter, Texas Southern
Erich Hardaway, Sul Ross State (Tex.)	Robert Taylor, Texas Southern
Mike Hiebert, Southwestern (Kan.)	Carl Thompson, Texas Southern
Chuck Hill, Sam Houston State (Tex.)	Bruce Vogel, Oregon College of Education
Gary Hill, Oklahoma Christian	Ronald Washington, Texas Southern
Jimmy Howell, North Carolina Central	Ulysses Washington, Texas Southern
Ron Jenkins, Texas Southern	Wilf Wedman, Simon Fraser (Canada)
Bruce Jenner, Graceland (Ia.)	David Williams, Indiana Central
Tom Jones, Ouachita Baptist (Ark.)	Dickie Williams, Sam Houston State (Tex.)
Harold Kimbal, Southern University (La.)	Earnest Williams, Texas Southern
Lujak Lawrence, Dallas Baptist (Tex.)	Bob Winn, Ottawa (Kan.)
Elvis Littles, Sam Houston State (Tex.)	Ricky Wright, Stanislaus State (Calif.)
	Harland Yriarte, Southern Oregon

Teams selections based on first, second and third place finishers in NAIA 1971 Outdoor Championships. Other place finishers received honorable mention.

INDIVIDUAL CHAMPIONS - OUTDOOR

100-YARD DASH

1971 - Willie McGee, Alcorn A&M (Miss.).....	:09:3
1970 - Robert Taylor, Texas Southern.....	:09.4
1969 - Oliver Ford, Southern (La.).....	:09.5
1968 - Oliver Ford, Southern (La.).....	:10.0 m
1967 - Jim Hines, Texas Southern.....	:09.6
1966 - Jim Hines, Texas Southern.....	:09.5
1965 - George Anderson, Southern (La.).....	:09.4
1964 - Robert Hayes, Florida A&M.....	:10.2 m
1963 - Roger Sayers, Omaha, Univ. of Nebraska, at.....	:09.5
1962 - Roger Sayers, Omaha, Univ. of Nebraska, at.....	:09.5
1961 - Robert Hayes, Florida A&M.....	:09.5
1960 - John Moon, Tennessee State.....	:10.5 m
1959 - Paul Winder, Morgan State (Md.).....	:09.9
1958 - Bobby Gordon, Morgan State (Md.).....	:09.5
1957 - Bobby Morrow, Abilene Christian (Tex.).....	:09.5
1956 - Bobby Morrow, Abilene Christian (Tex.).....	:10.3 m
1955 - Bobby Morrow, Abilene Christian (Tex.).....	:09.1
1954 - Ralph Aldredge, Texas Southern.....	:09.6
1953 - Ted Bush, Texas Southern.....	:09.6
1952 - Bransford Watson, Texas College.....	:09.9

220-YARD DASH

1971 - Larry Black, North Carolina Central.....	:20.4
1970 - Willie Polk, Texas Southern.....	:20.6
1969 - Oliver Ford, Southern (La.).....	:20.5
1968 - Andrew Hopkins, Stephen F. Austin (Tex.).....	:20.9 m
1967 - Jim Hines, Texas Southern.....	:20.3
1966 - Edwin Roberts, North Carolina College.....	:20.6
1965 - Edwin Roberts, North Carolina College.....	:20.5
1964 - Edwin Roberts, North Carolina College.....	:20.9 m
1963 - Roger Sayers, Omaha, Univ. of Nebraska, at.....	:21.3
1962 - Homer Jones, Texas Southern.....	:21.0
1961 - Robert Hayes, Florida A&M.....	:21.0
1960 - Stone Johnson, Grambling (La.).....	:21.2 m
1959 - Sidney Garton, East Texas State.....	:21.3
1958 - Rex Ressler, Emporia State (Kan.).....	:21.5
1957 - Bobby Morrow, Abilene Christian (Tex.).....	:21.1
1956 - Bobby Morrow, Abilene Christian (Tex.).....	:20.8 m
1955 - Bobby Morrow, Abilene Christian (Tex.).....	:20.9
1954 - Ralph Aldredge, Texas Southern.....	:21.4
1953 - Ted Bush, Texas Southern.....	:21.4
1952 - Bransford Watson, Texas College.....	:21.7

440-YARD DASH

1971 - Alvin Dotson, Prairie View A&M (Tex.).....	:46.4
1970 - Fred Newhouse, Prairie View A&M (Tex.).....	:46.3
1969 - Fred Newhouse, Prairie View A&M (Tex.).....	:46.6
1968 - Hal Francis, Arkansas AM&N.....	:45.6 m
1967 - Vincent Matthews, Johnson C. Smith (N.C.).....	:45.4
1966 - Theron Lewis, Southern (La.).....	:45.2
1965 - Theron Lewis, Southern (La.).....	:46.6
1964 - Don Owens, Grambling (La.).....	:46.6 m
1963 - Lester Milburn, Texas Southern.....	:46.7
1962 - Ray Saddler, Texas Southern.....	:49.6

INDIVIDUAL CHAMPIONS - OUTDOOR (Continued)

440-YARD DASH (Continued)

1961 - Walter Johnson, North Carolina College.....	:46.3
1960 - William Miller, Southern (La.).....	:47.0 m
1959 - Nick Ellis, Morgan State (Md.).....	:46.8
1958 - John Zetzman, Occidental (Calif.).....	:47.4
1957 - Bob McMurray, Morgan State (Md.).....	:46.7
1956 - Bob Perkins, Lincoln (Mo.).....	:47.4 m
1955 - Bob Perkins, Lincoln (Mo.).....	:48.6
1954 - Henry Thompson, Emporia State (Kan.).....	:49.1
1953 - George Adrian, Abilene Christian (Tex.).....	:47.9
1952 - George Adrian, Abilene Christian (Tex.).....	:47.8

880-YARD RUN

1971 - Musa Dogonyaro, Biola (Calif.).....	1:50.7
1970 - Musa Dogonyaro, Biola (Calif.).....	1:50.9
1969 - Felix Johnson, Prairie View A&M (Tex.).....	1:50.3
1968 - Earl Goldman, Arkansas AM&N.....	1:48.6 m
1967 - Robert Johnson, Southern (La.).....	1:50.1
1966 - George Hunt, Texas Southern.....	1:48.6
1965 - Willie McCoy, Alcorn A&M (Miss.).....	1:52.5
1964 - Gary Wilson, Oklahoma Baptist.....	1:49.5 m
1963 - Gary Wilson, Oklahoma Baptist.....	1:51.4
1962 - Gerald Cound, Arkansas Teachers.....	1:51.3
1961 - Major Adams, Texas Southern.....	1:50.8
1960 - Ted Nelson, Mankato State (Minn.).....	1:49.7 m
1959 - Bert Ohlander, Western Illinois.....	1:52.5
1958 - Ted Nelson, Mankato State (Minn.).....	1:51.8
1957 - Larry Wray, Occidental (Calif.).....	1:51.9
1956 - Billy Tidwell, Emporia State (Kan.).....	1:49.1 m
1955 - Billy Tidwell, Emporia State (Kan.).....	1:53.7
1954 - Ben Moring, Seattle Pacific (Wash.).....	1:53.3
1953 - Ben Moring, Seattle Pacific (Wash.).....	1:54.1
1952 - Leslie Fambrough, Howard Payne (Tex.).....	1:53.7

ONE-MILE RUN

1971 - Bob Maplestone, Eastern Washington.....	4:06.7
1970 - Dennis Savage, Westmont (Calif.).....	4:05.2
1969 - Dennis Savage, Westmont (Calif.).....	4:06.8
1968 - John Mason, Fort Hays State (Kan.)..... (1500 Meters).....	3:46.5 m
1967 - John Mason, Fort Hays State (Kan.).....	4:07.3
1966 - Van Nelson, St. Cloud State (Minn.).....	4:09.5
1965 - John Camien, Emporia State (Kan.).....	4:10.1
1964 - John Camien, Emporia State (Kan.)..... (1500 Meters).....	3:48.3 m
1963 - John Camien, Emporia State (Kan.).....	4:04.3
1962 - John Camien, Emporia State (Kan.).....	4:09.7
1961 - Bill Kozar, Western Illinois.....	4:13.2
1960 - Gonazlo Javier, Emporia State (Kan.)..... (1500 Meters).....	3:52.8 m
1959 - Paul Whiteley, Emporia State (Kan.).....	4:11.2
1958 - Dan Ryan, Western Illinois.....	4:10.6
1957 - Ty Hadley, Occidental (Calif.).....	4:09.4
1956 - Billy Tidwell, Emporia State (Kan.)..... (1500 Meters).....	3:51.3 m
1955 - Billy Tidwell, Emporia State (Kan.).....	4:14.2
1954 - Jack Pearson, South Dakota State.....	4:20.1
1953 - Russell Nash, South Dakota State.....	4:23.7
1952 - Javier Montez, Texas Western.....	4:13.4

INDIVIDUAL CHAMPIONS - OUTDOOR (Continued)

THREE-MILE RUN

1971 - Gordon Minty, Eastern Michigan.....(Three Mile).....	13:46.3
1970 - Rex Maddaford, Eastern New Mexico...(Three Mile).....	13:56.3
1969 - David Ellis, Eastern Michigan.....(Three Mile).....	13:55.2
1968 - David Ellis, Eastern Michigan.....(5000 Meters).....	14:25.5
1967 - Van Nelson, St. Cloud State (Minn.)..(Three Mile).....	13:29.7
1966 - Van Nelson, St. Cloud State (Minn.)..(Three Mile).....	13:51.0
1965 - Lloyd Burson, Western New Mexico.....(Three Mile).....	13:45.8
1964 - John Camien, Emporia State (Kan.)....(5000 Meters).....	14:25.0
1963 - Jim Keefe, Central Connecticut State.(Three Mile).....	14:01.3
1962 - Jim Keefe, Central Connecticut State.(Three Mile).....	14:11.4
1961 - Ian Stewart, Lamar Tech (Tex.).....(Three Mile).....	14:18.7
1960 - Ian Stewart, Lamar Tech (Tex.).....(5000 Meters).....	14:51.3
1959 - Paul Whiteley, Emporia State (Kan.)..(Two Mile).....	9:06.0
1958 - Don Sheppard, Howard Payne (Tex.)....(Two Mile).....	9:05.5
1957 - John Kerr, Occidental (Calif.).....(Two Mile).....	9:19.5
1956 - Dave Peterson, South Dakota State....(5000 Meters).....	15:12.6
1955 - Clayton Scott, Kearney State (Neb.)..(Two Mile).....	9:28.4
1954 - Clayton Scott, Kearney State (Neb.)..(Two Mile).....	9:36.3
1953 - Allen Feist, Fort Hays State (Kan.)..(Two Mile).....	9:47.6
1952 - Javier Montez, Texas Western.....(Two Mile).....	9:24.8

SIX-MILE RUN

1971 - David Ellis, Eastern Michigan.....(Six Mile).....	29:45.8
1970 - Rex Maddaford, Eastern New Mexico....(Six Mile).....	29:47.5
1969 - David Ellis, Eastern Michigan.....(Six Mile).....	30:10.4
1968 - Van Nelson, St. Cloud State (Minn.)..(10,000 Meters).....	30:58.2
1967 - Van Nelson, St. Cloud State (Minn.)..(Six Mile).....	28:51.9

3000-METER STEEPLECHASE

1971 - David McLeland, Fort Hays State (Kan.).....	9:30.8
1970 - Larbi Oukada, Fort Hays State (Kan.).....	9:18.2
1969 - Phil Captain, Taylor (Ind.).....	9:25.6
1968 - Pat McMahan, Oklahoma Baptist.....	9:26.7
1967 - John Mason, Fort Hays State (Kan.).....	9:01.0
1966 - Cliff Clark, Harding (Ark.).....	9:17.0
1965 - Donald Lakin, Fort Hays State (Kan.).....	9:24.5
1964 - Ireland Sloan, Emporia State (Kan.).....	9:09.1
1963 - Phil Lorenc, Western Illinois.....	9:29.7
1962 - Hylke Van der Wal, Kearney State (Neb.).....	9:33.8
1961 - Odduar Helgeson, North Dakota State.....	9:22.8
1960 - Don Tretheway, Western Washington State.....	9:35.2
1959 - Tom O'Riordan, Idaho State.....	10:06.5
1958 - Godfrey Matthews, Winston-Salem State (N.C.).....	9:50.3
1957 - Kent Osborne, East Tennessee State.....	9:46.8

120-YARD HIGH HURDLES

1971 - Rodney Milburn, Southern (La.).....	:13.0 (w)
1970 - Rodney Milburn, Southern (La.).....	:13.7
1969 - Bob Daniels, Texas A&I.....	:13.9
1968 - Gerald Cerulla, Eastern Michigan.....	:13.7 m
1967 - Willie Davenport, Southern (La.).....	:13.5
1966 - Willie Davenport, Southern (La.).....	:13.6
1965 - Roger Morgan, Northeast Louisiana State.....	:14.0
1964 - Roger Morgan, Northeast Louisiana State.....	:14.4 m

INDIVIDUAL CHAMPIONS - OUTDOOR (Continued)

JAVELIN THROW (Continued)

1955 - George Lyles, Southwestern Louisiana.....	210' 11 7/8"
1954 - Halil Ziraman, California Poly (S.L.O.).....	210' 8"
1953 - Bob Eudeikis, Illinois Normal.....	197' 1 3/4"
1952 - Dick Heber, Arizona State (Tempe).....	214' 3 1/2"

HAMMER THROW

1971 - John Smiley, Eastern Michigan.....	167' 3"
1970 - John Smiley, Eastern Michigan.....	162' 8"
1969 - Jack Panzica, Adelphi (N.Y.).....	186' 3"
1968 - August Zilincar, Monmouth (N.J.).....	196' 7"

LONG JUMP

1971 - Joshua Owusu, Angelo State (Texas).....	25' 6"
1970 - Jerry Proctor, Redlands (Calif.).....	25' 8 1/4"
1969 - Jerry Proctor, Redlands (Calif.).....	25' 6 3/4"
1968 - Jerry Proctor, Redlands (Calif.).....	26' 1 1/2" w
1967 - Freddie Fox, McMurry (Tex.).....	24' 0 3/4"
1966 - Dickie Gray, Oklahoma Christian.....	24' 2 3/4"
1965 - Norman Tate, North Carolina College.....	24' 2 3/4"
1964 - Norman Tate, North Carolina College.....	24' 2 3/4"
1963 - Bill Miller, McMurry (Tex.).....	26' 2 3/4"
1962 - Bill Miller, McMurry (Tex.).....	24' 2 3/4"
1961 - Ralph Boston, Tennessee State.....	25' 6 1/2"
1960 - Ralph Boston, Tennessee State.....	25' 7 1/4"
1959 - Jim Baird, East Texas State.....	25' 3 1/4"
1958 - Jim Baird, East Texas State.....	24' 4 3/4"
1957 - Jim Gamble, Prairie View A&M (Tex.).....	24' 9"
1956 - Jim Howard, Dillard (La.).....	24' 2 1/2"
1955 - Ray White, Eastern Illinois.....	23' 11 3/4"
1954 - Wilbur Wilson, Virginia State.....	24' 8 5/8"
1953 - Don Freichs, Mankato State (Minn.).....	23' 7 3/8"
1952 - Don Covey, North Texas State.....	22' 9 1/2"

HIGH JUMP

1971 - Walden Curry, Delta State (Miss.).....	7' 0"
1970 - Jim Sobieszczyk, Kearney State (Neb.).....	7' 0"
1969 - Fernando Abugattas, Northwestern (Iowa).....	7' 0 1/2"
1968 - Nick Martinez, Northern Arizona.....	6' 10"
1967 - John Hartfield, Texas Southern.....	7' 0"
1966 - John Hartfield, Texas Southern.....	6' 10 1/4"
1965 - Lloyd Higgins, Pasadena (Calif.).....	6' 8 1/2"
1964 - Bill Summers, William Jewell (Mo.).....	6' 8"
1963 - Ken Ashley, Willamette (Ore.).....	6' 8"
1962 - Hans Albertsson, Pacific Lutheran (Wash.).....	6' 8"
1961 - Ken Ashley, Willamette (Ore.).....	6' 9"
1960 - Charles Lewis, Grambling (La.).....	6' 7"
Ken Ashley, Willamette (Ore.).....	6' 7"
1959 - William Wrage, Bemidji State (Minn.).....	6' 8"
1958 - Sam Gulley, Whitworth (Wash.).....	6' 5 1/8"
1957 - Bob Sims, Pepperdine (Calif.).....	6' 7 1/2"
1956 - Bob Parksdale, Morgan State (Md.).....	6' 3 3/4"
1955 - Floyd Smith, Northern Illinois.....	6' 8"

INDIVIDUAL CHAMPIONS - OUTDOOR (Continued)

HIGH JUMP (Continued)

1954 - Charles Holding, East Texas State.....	6' 8"
- Art Carder, Washburn (Kan.).....	6' 8"
1953 - Charles Holding, East Texas State.....	6' 9 3/4"
1952 - Charles Holding, East Texas State.....	6' 6"

SHOT-PUT

1971 - Erich Hardaway, Sul Ross State (Tex.).....	58' 8 3/4"
1970 - Allen Feuerbach, Emporia State (Kan.).....	61' 4 3/4"
1969 - James Bagby, Prairie View A&M (Tex.).....	55' 11 3/4"
1968 - James Bagby, Prairie View A&M (Tex.).....	57' 7"
1967 - Allen Feuerbach, Emporia State (Kan.).....	56' 2 1/4"
1966 - Lee Johnson, Redlands (Calif.).....	57' 0"
1965 - David Price, California Western.....	62' 9 3/4"
1964 - Lee Johnson, Redlands (Calif.).....	58' 5"
1963 - Dave Price, California Western.....	59' 4 1/2"
1962 - Dick Jackson, Southern (La.).....	54' 7 3/4"
1961 - Tony Conkle, La Verne (Calif.).....	55' 7 1/2"
1960 - Dick Verdon, Redlands (Calif.).....	54' 2 1/2"
1959 - Dick Verdon, Redlands (Calif.).....	54' 5 1/2"
1958 - Glen Johnson, Occidental (Calif.).....	53" 7"
1957 - Gerald Blansitt, East Texas State.....	50' 2"
Bill Lutjens, South Dakota State.....	50' 2"
1956 - Ray Burrus, West Texas State.....	53' 11"
1955 - Ray Burrus, West Texas State.....	51' 7 3/4"
1954 - Virgil Elwess, Pepperdine (Calif.).....	52' 8"
1953 - Palmer Retzlaff, South Dakota State.....	50' 8 1/2"
1952 - Palmer Retzlaff, South Dakota State.....	48' 9 7/8"

DISCUS THROW

1971 - Bengt Nilsson, U.S. International (Calif.).....	170' 2"
1970 - Jerry Schwinkendorf, Eastern Washington State.....	177' 7"
1969 - David Hale, Ottawa (Kan.).....	171' 5"
1968 - Phillip Gary, Kentucky State.....	161' 2"
1967 - Curtis Irvin, Texas Southern.....	170' 5"
1966 - Lee Johnson, Redlands (Calif.).....	173' 3"
1965 - Stan McDonald, Lincoln (Mo.).....	167' 7"
1964 - Willie Dixon, Langston (Okla.).....	173' 0 1/2"
1963 - Stan Sanders, Whittier (Calif.).....	181' 4 1/2"
1962 - Curt Harper, Northern Michigan.....	173' 1 1/2"
1961 - Fred Shaffer, Whitworth (Wash.).....	185' 3 1/2"
1960 - Fred Shaffer, Whitworth (Wash.).....	167' 0 1/2"
1959 - Bill Hook, Humboldt State (Calif.).....	155' 3 1/2"
1958 - George Kom, Idaho State.....	164' 3 1/2"
1957 - Ron Anderson, McPherson (Kan.).....	167' 5"
1956 - Kelly Hester, Occidental (Calif.).....	165' 10 1/2"
1955 - Ray Burrus, West Texas State.....	163' 3 3/8"
1954 - Art Piper, Luther (Iowa).....	151' 11 3/8"
1953 - Palmer Retzlaff, South Dakota State.....	164' 11 3/4"
1952 - Palmer Retzlaff, South Dakota State.....	148' 3"

INDIVIDUAL CHAMPIONS - OUTDOOR (Continued)

POLE VAULT

1971 - Ricky Parris, McMurry (Texas).....	16' 4"
1970 - Curt Hisaw, Eastern Washington State.....	16' 3 3/4"
1969 - Curt Hisaw, Eastern Washington State.....	16' 1 1/4"
1968 - Larry Ashley, Northeast Louisiana State.....	16' 0 1/4"
1967 - Dennis Dukesherer, Kearney State (Neb.).....	15' 5 3/4"
1966 - Wayne Wilson, Eastern Washington State.....	15' 4"
1965 - Frank Lacina, Sam Houston State (Tex.).....	15' 0"
1964 - Charles Lorenz, Sam Houston State (Tex.).....	15' 0"
1963 - John Pennel, Northeast Louisiana State.....	15' 1"
1962 - Kent Bauer, Fort Hays State (Kan.).....	14' 1"
1961 - Nick Nash, Lamar Tech (Tex.).....	13' 6 1/2"
Merlin Lawrence, Kearney State (Neb.).....	13' 6 1/2"
William Colbert, Whittier (Calif.).....	13' 6 1/2"
1960 - Bob Oden, Emporia State (Kan.).....	14' 0 1/4"
Roger Biffle, Humboldt State (Calif.).....	14' 0 1/4"
1959 - Bob Oden, Emporia State (Kan.).....	13' 7"
1958 - Bobby McBride, Southwest Texas State.....	14' 0 1/2"
Ed Crouch, Occidental (Calif.).....	14' 0 1/2"
Dick Moultrie, Whitworth (Wash.).....	14' 0 1/2"
1957 - Bob Gutowski, Occidental (Calif.).....	14' 7"
1956 - Bob Gutowski, Occidental (Calif.).....	14' 8 1/4"
1955 - Dick Utter, Emporia State (Kan.).....	13' 10 1/4"
1954 - Bob Ferguson, Pepperdine (Calif.).....	13' 9 7/8"
1953 - Jim Montgomery, Fort Hays State (Kan.).....	13' 3"
1952 - Paul Faulkner, Abilene Christian (Tex.).....	13' 6"

TRIPLE JUMP

1971 - Joshua Owusu, Angelo State (Texas).....	50' 9 1/4"
1970 - Don Warren, Northeast Louisiana State.....	51' 2"
1969 - John Craft, Eastern Illinois.....	52' 2 1/2" w
1968 - Henry Granger, Pittsburg State (Kan.).....	49' 0 1/2"
1967 - John Craft, Eastern Illinois.....	49' 2 1/2"
1966 - Willie Owens, Southern (La.).....	47' 4 1/4"
1965 - Norman Tate, North Carolina College.....	49' 0"
1964 - Norman Tate, North Carolina College.....	51' 9"
1963 - Charlie Mays, Maryland State.....	47' 8 3/4"
1962 - Arthur Walker, Morehouse College (Ga.).....	48' 0 1/2"
1961 - Ralph Boston, Tennessee State.....	48' 10 3/4"
1960 - Godfrey Moore, Winston-Salem State (N.C.).....	47' 5"
1959 - Godfrey Moore, Winston-Salem State (N.C.).....	48' 2 1/4" w
1958 - Don Whitney, Pepperdine (Calif.).....	45' 7 1/4"
1957 - Bob Gutowski, Occidental (Calif.).....	46' 11 1/2"
1956 - Bob Gutowski, Occidental (Calif.).....	46' 11"

DECATHLON

PTS.

1971 - Bruce Jenner, Graceland (Iowa).....	7407
1970 - Jeff Bennett, Oklahoma Christian.....	7304
1969 - Jeff Bennett, Oklahoma Christian.....	7551

TRACK COACHES OF THE YEAR

1971 - Bob Parks	Eastern Michigan
1970 - Hoover Wright	Prairie View A&M (Tex.)
1969 - Hoover Wright	Prairie View A&M (Tex.)
1968 - Charlie Foster	Kearney State (Neb.)
1967 - Bob Cole	Southwestern Louisiana
1966 - Stan Wright	Texas Southern
1965 - Dick Hill	Southern (La.)

NAIA DECATHLON BREAKDOWN - PLACE WINNERS

1. Bruce Jenner, Graceland (Iowa)

<u>EVENT</u>	<u>MARK/METERS</u>	<u>POINTS</u>
100 Meters	11.2	756
Shot Put	43-11 1/2/13.55	690
400 Meters	50.8	770
Discus	139-2/42.45	733
Javelin	194-1 1/4/59.16	751
Long Jump	22-5/6.83	785
High Jump	5-8/1.72	611
110-M Hurdles	15.0	848
Pole Vault	14-6/4.42	913
1500 Meters	4:35.9	550

2. Bill Bakley, Westmont (Calif.)

<u>EVENT</u>	<u>MARK/METERS</u>	<u>POINTS</u>
100 Meters	11.0	804
Shot Put	44-5 1/2/13.40	690
400 Meters	50.4	788
Discus	136-5 1/2/41.65	718
Javelin	180-6/55.02	699
Long Jump	22-10 1/4/6.96	812
High Jump	6-0/1.83	707
110-M Hurdles	15.3	817
Pole Vault	13-6/4.11	835
1500 Meters	4:44.5	497

3. Gary Hill, Oklahoma Christian

<u>EVENT</u>	<u>MARK/METERS</u>	<u>POINTS</u>
100 Meters	10.9	828
Shot Put	41-1 1/2/12.55	636
400 Meters	50.2	797
Discus	125-6/38.30	652
Javelin	160-8/48.97	619
Long Jump	22-3 7/8/6.80	778
High Jump	5-11/1.80	680
110-M Hurdles	14.9	859
Pole Vault	13-6/4.11	835
1500 Meters	4:31.2	581

4. Bob Keys, Oregon College of Education

<u>EVENT</u>	<u>MARK/METERS</u>	<u>POINTS</u>
100 Meters	11.0	804
Shot Put	37-3 3/4/11.40	559
400 Meters	49.9	810
Discus	123-6 1/2/37.70	639
Javelin	188-8 1/4/57.51	730
Long Jump	22-2 1/2/6.77	772
High Jump	6-6/1.98	840
110-M Hurdles	14.6	892
Pole Vault	11-0/3.35	630
1500 Meters	4:32.0	576

5. Dave Stephens, Oregon Col. of Ed.

<u>EVENT</u>	<u>MARK/METERS</u>	<u>POINTS</u>
100 Meters	10.9	828
Shot Put	42-5/12.95	661
400 Meters	50.6	779
Discus	119-9 1/2/36.55	616
Javelin	136-3/41.53	514
Long Jump	22-8/6.91	802
High Jump	6-6/1.98	840
110-M Hurdles	14.9	859
Pole Vault	11-9/3.58	694
1500 Meters	4:52.5	576

6. Ron DeVries, Eastern Michigan

<u>EVENT</u>	<u>MARK/METERS</u>	<u>POINTS</u>
100 Meters	11.4	710
Shot Put	36-11 1/2/11.25	549
400 Meters	54.8	610
Discus	115-11 1/2/35.40	592
Javelin	195-6/59.59	756
Long Jump	20-7 5/8/6.28	666
High Jump	6-6/1.98	840
110-M Hurdles	15.5	797
Pole Vault	12-6/3.81	757
1500 Meters	5:12.8	341

NAIA DECATHLON EVENT RECORDS

<u>ATHLETE/INSTITUTION</u>	<u>YEAR</u>	<u>EVENT</u>	<u>PERFORMANCE/METERS</u>	<u>POINTS</u>
Robert Hutchins, Graceland(Ia.)	1969	100-Meter Dash	10.6	905
Robert Hutchins, Graceland(Ia.)	1969	Long Jump	23-3 3/4/7.41	840
Ron Jensen, Willamette (Ore.)	1970	Shot Put	52-7 3/4/16.04	849
Ned Pellman, LaCrosse St. (Wis.)	1970	High Jump	6-6/1.98	840
Ron DeVries, Eastern Michigan	1971	High Jump	6-6/1.98	840
Dave Stephens, Oregon Col.of Ed.	1971	High Jump	6-6/1.98	840
Bob Keys, Oregon Col. of Ed.	1971	High Jump	6-6/1.98	840
Jeff Bennett, Okla. Christian	1969	400-Meter Dash	48.3	884
Bob Keys, Oregon Col. of Ed.	1971	110-Meter H.H.	14.6	892
Harland Yriarte, Southern Oregon	1969	Discus	155-2/47.29	824
Jeff Bennett, Okla. Christian	1970	Pole Vault	15-1/4.60	957
Bruce Jenner, Graceland (Ia.)	1970	Javelin	197-11/60.37	766
Jeff Bennett, Okla. Christian	1969	1500-Meter Run	4:19.3	665

VOLLEYBALL



TITLE HOLDERS...The 1970-71 NAIA Volleyball Champions for the Third Annual Tournament was Church College of Hawaii. From left to right: Row 1--Aldous Paalani, Pedro Velasco, Rick Olmstead, and Dennis Largey. Row 2--Greg Jensen, Ed Kalima, Jay Akoi, Hide Aida, George Ikeda, and Coach John Lowell

NAIA NATIONAL VOLLEYBALL CHAMPIONSHIPS

Volleyball was the 16th championship sport to be officially recognized by NAIA and to have a national tournament conducted. Volleyball came on the NAIA scene in 1969 when George Williams College (Ill.) hosted the first seven-team invitational tournament. Earlham College (Ind.) emerged as the first champion in the Olympic games' newest sport.

The United States Volleyball Association, the governing body for volleyball in the United States, presented certificates of recognition to participating players and schools in the 1969 tournament commemorating their participation in the first national volleyball tournament ever sanctioned by a national collegiate sports governing body.

The 1970 championship was held at the University of California-San Diego, and the UCSD Tritons emerged as champions as they battled through the round robin schedule and the single elimination playoff of the top four teams to defeat Indiana Institute of Technology in the finals.

The 1971 tournament was in Texas with the University of Dallas and Texas Wesleyan acting as co-hosts. The United States Volleyball Association extended an invitation to participate in the 1971 Pan American volleyball games trials and the 1972 Olympic volleyball games trials. Church College of Hawaii won the team championship, beating Indiana Institute of Technology in the finals and the champions had seven players named to the NAIA All-Tournament-Pan-American Trials Team.

CHAMPIONSHIP RESULTS

1971 - Church College (Hawaii) defeated Indiana Tech. 15-10, 15-7, 15-7
1970 - California (San Diego) defeated Indiana Tech. 15-7, 15-9
1969 - Earlham (Ind.) defeated Indiana Tech. 15-6

THIRD ANNUAL NATIONAL VOLLEYBALL TOURNAMENT

Texas Wesleyan, Fort Worth, Tex. & University of Dallas, Dallas, Tex.

April 23-24, 1971

<u>Standings at Completion of Round Robin Play</u>		
	<u>Won</u>	<u>Lost</u>
1. Church College (Hawaii)	5	0
2. Indiana Tech.	4	1
3. Graceland (Iowa)	3	2
4. George Williams (Ill.)	2	3
5. California (San Diego)	1	4
6. University of Dallas (Tex.)	0	5

(First four finishers qualified for single elimination championship bracket.)

Results of Round Robin Matches

Graceland over California (San Diego), 15-7, 15-13
Church College over Indiana Tech., 15-10, 15-2
George Williams over University of Dallas, 15-7, 15-10

Results of Round Robin Matches

(Continued)

Church College over California (San Diego), 15-4, 15-5
Indiana Tech. over George Williams, 15-10, 11-15, 15-11
Graceland over University of Dallas, 15-10, 8-15, 15-7

Church College over Graceland, 15-9, 15-4
Indiana Tech. over University of Dallas, 15-8, 15-10
Church College over University of Dallas, 15-2, 15-3

George Williams over California (San Diego), 15-4, 15-11
Indiana Tech over California (San Diego), 15-8, 15-4
George Williams over Graceland, 15-4, 12-15, 15-6

California (San Diego) over University of Dallas, 15-7, 15-10
Indiana Tech over Graceland, 15-2, 15-11
Church College over George Williams, 15-7, 15-7

SEMI-FINALS

Church College over George Williams, 15-5, 15-2
Indiana Tech over Graceland, 15-7, 7-15, 15-10

FIFTH PLACE

California (San Diego) over University of Dallas, 15-10, 15-10

THIRD PLACE

George Williams over Graceland, 5-15, 15-9, 18-16

CHAMPIONSHIP

Church College (Hawaii) over Indiana Tech, 15-10, 15-7, 15-7

NAIA ALL-TOURNAMENT & PAN AMERICAN TRIALS TEAM


Pedro Velasco, Church College	Richard Olmstead, Church College
Ed Kalima, Church College	Steve Henson, Indiana Tech
Jay Akoi, Church College	Rick Wells, Indiana Tech
Hide Aida, Church College	John Ahuna, Graceland
Gregg Jensen, Church College	Rick Erdenberger, George Williams
Dennis Largey, Church College	Robert Field, University of Dallas

COACHES: H. S. (Smitty) Duke, University of Dallas
Dennis Keihn, Indiana Tech

MOST VALUABLE PLAYER

1971 - Pedro Velasco, Church College (Hawaii)
1970 - Kerry Klosterman, California (San Diego)
1969 - Bill Telfair, Earlham (Ind.)

WRESTLING



INDIVIDUAL CHAMPIONS...The 1971 NAIA Individual Wrestling Champions pose after the 14th Annual Tournament held at Boone, North Carolina. From left to right: Row 1--Kenichi Kanno (118) Central Washington State; Richardo Ortega (126) U.S. International (Calif.); Craig Skeesick (134) Central Washington State; Wayne Smythe (142) Bloomsburg State (Pa.); and Bob Dettmer (150) Bemidji State (Minn.). Row 2--Steve Exline (Hwt.) Upper Iowa; Richard Edwards (190) Oregon College; Mel Washington (177) University of Nebraska-Omaha; Tom Tomlinson (167) U.S. International (Calif.); and Gregzie White (158) Lincoln (Pa.). Central Washington State won the team championship.

WRESTLING

The NAIA inaugurated a National Wrestling Tournament in 1958 with 100 athletes representing 23 institutions at Mankato State, Mankato, Minnesota. Interest and participation in wrestling has continued to increase among NAIA member institutions each year.

From its modest beginning, the wrestling championships increased to a record 353 athletes representing 97 institutions in the 1970 tournament at Superior State, Superior, Wisconsin as over 10,000 spectators attended the three-day event.

In 1970, the University of Nebraska at Omaha shook off the runner-up role it had played the prior two years to capture the team championship by scoring 86 points. Adams State (Colo.), a two-time champion, settled for second place with 58 points.

Central Washington State pulled an upset victory in the 1971 NAIA National Tournament, held at Appalachian State University, Boone, North Carolina. Central Washington State finished with 56 points while Bloomsburg State (Pa.), a three-time National champion, was runner-up with 49 points. A crowd of 8,500 spectators watched the three-day meet featuring 320 wrestlers from 97 institutions.

PREVIOUS WRESTLING CHAMPIONS

<u>CHAMPIONS</u>	<u>RUNNERS-UP</u>
1971 - Central Washington State	Bloomsburg State (Pa.)
1970 - Nebraska (Omaha)	Adams State (Colo.)
1969 - Adams State (Colo.)	Nebraska (Omaha)
1968 - Adams State (Colo.)	Nebraska (Omaha)
1967 - Lock Haven State (Pa.)	Adams State (Colo.)
1966 - Lock Haven State (Pa.)	Moorhead State (Minn.)
1965 - Bloomsburg State (Pa.)	Lock Haven State (Pa.)
1964 - Moorhead State (Minn.)	Lock Haven State (Pa.)
1963 - Lock Haven State (Pa.)	Bloomsburg State (Pa.)
1962 - Bloomsburg State (Pa.)	Lock Haven State (Pa.)
1961 - Lock Haven State (Pa.)	Colorado Mines
1960 - Bloomsburg State (Pa.)	Southern Illinois
1959 - Mankato State (Minn.)	Southern Illinois
1958 - Mankato State (Minn.)	State College of Iowa

WRESTLING COACHES OF THE YEAR

1971 - Eric Beardsley	Central Washington State
1970 - Frank McCann	Winona State (Minn.)
1969 - Don Benning	Nebraska (Omaha)
1968 - Frank Powell	Adams State (Colo.)
1967 - Gray Simons	Lock Haven State (Pa.)
1971 Outstanding Wrestler.....	Mel Washington, Nebraska (Omaha)
1970 Outstanding Wrestler.....	Roy Washington, Nebraska (Omaha)
1969 Outstanding Wrestler.....	Ken Melchoir, Lock Haven State (Pa.)
1968 Outstanding Wrestler.....	Lamoin Merkley, Central Washington State

1971 FINAL INDIVIDUAL RESULTS

118#

1. Kenichi Kanno, Central Washington St.
2. Robert Dever, Graceland (Iowa)
3. Mike Shull, Bloomsburg State (Pa.)
4. Dwain Burkholder, Upper Iowa
5. Pete Buatti, Dakota Wesleyan (S.D.)
6. Paul Martinez, Nebraska (Omaha)

126#

1. Ricardo Ortega, U.S. International (Calif.)
2. Larry Bolanos, Morningside (Ia.)
3. Craig Campbell, Upper Iowa
4. Chris Davis, Biola (Calif.)
5. Mike Miller, Black Hills State (S.D.)
6. Barry Casper, Northland (Wis.)

134#

1. Craig Skeesick, Central Washington St.
2. Ken Martin, Parkside (Wis.)
3. Doug Willer, Eastern Michigan
4. Mike Good, Augsburg (Minn.)
5. Gary Svendsen, St. John's (Minn.)
6. David Patrick, Methodist (N.C.)

142#

1. Wayne Smythe, Bloomsburg State (Pa.)
2. Pete Saxe, Bemidji State (Minn.)
3. Ron Johnson, Augsburg (Minn.)
4. Dick Pollock, Waynesburg (Pa.)
5. Emmett Dix, Defiance (Ohio)
6. Thurman Landers, Central Washington St.

150#

1. Bob Dettmer, Bemidji State (Minn.)
2. Mike McCoy, Eastern Oregon
3. Jim Jensen, Northern State (S.D.)
4. Steve Magruder, California Lutheran
5. Max Branum, Wayne State (Neb.)
6. Dennis Daker, Upper Iowa

158#

1. Gregzie White, Lincoln Univ. (Pa.)
2. James Fallis, Lake Superior St. (Mich.)
3. Michael Young, St. Lewis (Colo.)
4. Lee Anderson, Western Washington
5. Max Calehuff, Trenton State (N.J.)
6. Bob Tofte, Platteville St. (Wis.)

167#

1. Tom Tomlinson, U.S. Internat'l (Calif.)
2. Ken Monroe, Wayne State (Neb.)
3. Brick Woodward, Eastern Oregon
4. Gary Stevenson, Central Washington St.
5. John Peterson, Stout State (Wis.)
6. John Villecco, Glassboro St. (N.J.)

177#

1. Mel Washington, Nebraska (Omaha)
2. Floyd Hitchcock, Bloomsburg St. (Pa.)
3. Tom Heizer, Earlham (Ind.)
4. Mike Pangnella, Millersville St. (Pa.)
5. Jerry Rocheleau, Valley City St. (N.D.)
6. Dale Jensen, Superior State (Wis.)

190#

1. Richard Edwards, Oregon Coll. of Ed.
2. Bernie Hospodka, Nebraska (Omaha)
3. Ron Schmuck, Bemidji St. (Minn.)
4. Jay DeBoer, Southern State (S.D.)
5. Mark Sichmeller, Valley City St. (N.D.)
6. Van Lynch, Glassboro State

HWT

1. Steve Exline, Upper Iowa
2. Bruce Schlegel, Appalachian St. (Pa.)
3. Toby Ackerman, Whitewater St. (Wis.)
4. Ed Harris, Central Washington St.
5. Greg Mattison, La Crosse St. (Wis.)
6. Bill Ehlers, Huron College (S.D.)

TOP THREE PLACE WINNERS were named to the 1971 NAIA All-America Wrestling Team.
Other place finishers were named Honorable Mention.

NAIA BASEBALL HALL OF FAME

COACHES

1960
Rankin Williams, Southwestern Okla. State
Sigurd Reque, Luther (Iowa)

1965
Virgil Yelkin, Omaha (Neb.)

1961
Roy Helser, Linfield (Ore.)

1967
Robert (Bob) Lee, Southern (La.)

1962
A. C. Burcky, Bluffton (Ohio)

1968
J. I. Clements, Jr., Georgia Southern

1963
Sam B. (Frosty) Holt, Carson-Newman (Tenn.)
Marion McDonald, Washburn (Kan.)

1969
Al Meyer, Mayville State (N.D.)

1964
R. W. E. Jones, Grambling (La.)
Max Molock, St. Mary's (Minn.)

1970
Ed Chissus, Eastern Washington State

ATHLETES

1960
Lloyd Waner, East Central Okla. State
Paul Waner, East Central Okla. State

1965
Pete Ward, Lewis and Clark (Ore.)
Ray Washburn, Whitworth (Wash.)

1961
George Altman, Tennessee State
James (Pim) Goff, Illinois State

1966
Donn Clendenon, Morehouse (Ga.)

1962
Norm Cash, Sul Ross State (Tex.)
Danny Litwhiler, Bloomsburg St. (Pa.)

1967
Wayne Causey, Northeast Louisiana St.

1963
Jerry Lumpe, Southwest Missouri State
Norm Siebern, Southwest Missouri State
Chuck Hiller, St. Thomas (Minn.)

1968
Ernie Shore, Guilford (N.C.)

1964
Jimmy Gleeson, Rockhurst (Mo.)

1969
Jim Northrup, Alma (Mich.)

1970
Clyde Wright, Carson-Newman (Tenn.)

1971
Maurice (Wes) Parker, Claremont-Mudd (Cal.)

MERITORIUS SERVICE

1966
C. C. Johnson Spink, THE SPORTING NEWS

1970
Paul Merkel, Whitworth (Wash.)

1967
Dave Bristol, Western Carolina (N.C.)

1971
Don Protexter, Morningside (Ia.)

1969
John Lewis, Willamette (Ore.)

NAIA BASKETBALL HALL OF FAME

COACHES

1952

Ray Hanson, Western Illinois
Joseph Hutton, Hamline (Minn.)
Eugene Kimbrell, Westminster (Mo.)
Cam Henderson, Marshall (W.Va.)

1954

W. A. (Gus) Miller, West Texas State

1955

Grover Washabaugh, Westminster (Pa.)

1956

W. C. Herington, Culver-Stockton (Mo.)
W. W. Monypeny, Southwestern (Kan.)

1957

J. C. Reinhardt, Southwestern Louisiana
L. E. Shelton, Stephen F. Austin (Tex.)
Paul Gross, Fort Hays State (Kan.)

1958

Glenn (Abe) Martin, Southern Illinois
W. W. Anderson, Occidental (Calif.)
Hamlet Peterson, Luther (Iowa)
Edward J. Hickox, Springfield (Mass.)

1959

C. Virgil Yow, High Point (N.C.)
Bloomer Sullivan, Southeastern Okla. St.
*Edward H. Adams, Texas Southern

1960

John Longfellow, Indiana State

1961

Aubrey R. Bonham, Whittier (Calif.)

1962

John B. McLendon, Jr., Tennessee A&I
Arthur A. Schabinger, Col. of Emporia (Kan.)

1963

Leroy (Stix) Moreley, Western Illinois
Milton Jowers, Southwest Texas State

1964

Leo Nicholson, Central Washington State
Floyd McBride, East Central Oklahoma St.

1965

J. B. Scearce, Georgia Southern
Sam Hindsman, Arkansas Tech

1966

Cade Suran, Fort Hays State (Kan.)

1967

Jack Horenberger, Illinois Wesleyan

1968

John Lance, Pittsburg State (Kan.)
C. E. Gaines, Winston-Salem State (N.C.)

1969

Ralph Nolan, St. Benedict's (Kan.)
C. G. "Buzz" Ridl, Westminster (Pa.)

1970

Cliff Aultman, Geneva (Pa.)
Angus Nicoson, Indiana Central

1971

Don J. Odle, Taylor University (Ind.)
Dennis Vinzant, Midwestern Univ. (Tex.)

* Denotes award presented posthumously

NAIA BASKETBALL HALL OF FAME (Continued)

ATHLETES

1952

Forrest DeBernardi, Westminster (Mo.)
George Gardner, Southwestern (Kan.)
*Earl Mueller, Colorado College
Bart Carlton, East Central Oklahoma
Wesley Bennett, Westminster (Pa.)
*Milton Phelps, San Diego State
Price Brookfield, West Texas State
Joe Fulks, Murray State (Ky.)
Irvin Leifer, Eastern Washington State
Nick Buzolich, Pepperdine (Calif.)

1954

Jack McCracken, Northwest Missouri St.
Ernest John Schmidt, Pittsburg St. (Kan.)

1955

Gene Stotlar, Southern Illinois
Clemens L. Rzewszewski, Indiana State
Duane Klueh, Indiana State

1956

Lloyd Tucker, Southwestern (Kan.)
John Norlander, Hamline (Minn.)
Vern Mikkelson, Hamline (Minn.)

1957

Harry Gallatin, Northeast Missouri St.
J. T. Hamilton, Pittsburg State (Kan.)

1958

C. F. Thomas, Northwestern La. State
Belus Smawley, Appalachian St. (N.C.)
Scott Steagall, Millikin (Ill.)
Ron Bontemps, Beloit (Wis.)

1959

Thermon Blacklidge, Delta State (Miss.)
Mel Waits, Tarkio (Mo.)
Roger Kuss, River Falls State (Wis.)

1960

Hal Haskins, Hamline (Minn.)
Tommy Guerrera, Santa Barbara (Calif.)
Omer Meeker, Peru State (Neb.)

1961

Tom Katsimpalis, Eastern Illinois
Carl E. Larson, Bethany (Kan.)

1962

Sam Jones, North Carolina College
Jim Spivey, Southeastern Oklahoma St.

1963

Larry Staverman, Villa Madonna (Ky.)
Jerry Shipp, Southeastern Okla. State
Bob Hopkins, Grambling (La.)

1964

George Swyers, West Virginia Tech
John Barnhill, Tennessee A&I State
Maurice Stokes, St. Francis (Pa.)

1965

Harold Wolfe, Findlay (Ohio)
Charles Stickles, Hastings (Neb.)

1966

Earl Lloyd, West Virginia State
Jerry Anderson, Southwest Missouri State

1967

George King, Morris Harvey (W.Va.)
William Marshall (Matty) Matteson
Stephen F. Austin State (Tex.)
E. C. O'Neal, Arkansas Polytechnic

1968

Zelmo Beaty, Prairie View A&M (Tex.)
Bill Reigel, McNeese State (La.)

1969

Donovan Horn, Arkansas Tech
Bennie Purcell, Murray State (Ky.)
Raeford Wells, Lenoir Rhyne (N.C.)

1970

Robert Hopkins, Pasadena (Calif.)
Willis Reed, Grambling (La.)

1971

Richard (Babe) Tysseling, Central (Iowa)

* Denotes award presented posthumously

NAIA BASKETBALL HALL OF FAME (Continued)

MERITORIUS SERVICE

1952

*Dr. James Naismith, Founder of Basketball
*Emil S. Liston, Baker (Kan.) Founder of NAIA
Lee Prather, Northwestern Louisiana State

1955

Frank Casey, Simpson (Iowa)
Chuck Taylor, Converse Rubber Company

1956

Walter Hillyard, Hillyard Chemical Co.
Robert Hillyard, Hillyard Chemical Co.
Ernest C. Quigley, Lawrence (Kan.)
Stuart N. Clark, New Mexico Highlands
Ashel Cunningham, Redlands (Calif.)

1958

*Paul Hl Helms, Sr., Los Angeles (Calif.)
W. L. Zorn, Eau Claire (Wis.)
Harrison J. Kaiser, Central Conn. State

1959

A. D. Dickson, Delta State (Miss.)
Albert L. Weiser, Drury (Mo.)

1960

Dr. David Faust, Catawba (N.C.)
E. D. (Gus) Fish, Emporia State (Kan.)

1961

Newton P. Kyle, Tarkio (Mo.)
Warren Womble, Southeastern Okla. St.

1962

Dr. John D. Lawther, Westminster (Pa.)
Dr. Roswell D. Merrick, Springfield (Mass.)

1963

Frank Cramer, Cramer Chemical Company
Charles Cramer, Cramer Chemical Company

1964

Waldo Tippin, Clarion State (Pa.)
Dr. Joseph Bartel, West Liberty St. (W.Va.)

1966

Al Garten, Eastern New Mexico
Ray Han, Bethany (Kan.)

1967

Dr. Francis Hoover, Appalachian St. (N.C.)
Bill Mokray, Boston Celtics
Fr. Paul Smith, Rockhurst (Mo.)

1968

Rex Pyles, Alderson-Broadus (W.Va.)

1971

A. W. Buckingham, Morningside (Iowa)
Dr. M. C. Cunningham, Fort Hays St. (Kan.)
Wallace (Wallie) Lord, Converse Rubber Co.

GENERAL CONTRIBUTORS

(Awarded to those making significant contributions to NAIA college athletics in a general field, not restricted to one sport.)

1955

C. E. McBride, Kansas City STAR

1956

Ernest Mehl, Kansas City STAR

1957

Dr. Harry Scott, Columbia University

1961

A. O. Duer, NAIA Executive Secretary

1969

William R. "Bill" Schroeder, Helms Athletic Foundation

1970

Dr. Jack Bell, East Texas State
Perry Mitchell, Central Washington State

* Denotes award presented posthumously

NAIA FOOTBALL HALL OF FAME

COACHES

1956

A. G. Wheeler, Peru State (Neb.)
Dr. John Dorman, Upper Iowa
Harry Turpin, Northwestern La. State

1957

Wallace Newman, Whittier (Calif.)
Clyde Lamb, Ohio Northern
C. A. (Jack) West, North Dakota Univ.
John Neinrich, Puget Sound (Wash.)
Ivan Grove, Hendrix (Ark.)

1958

*Ralph R. Jones, Lake Forest (Ill.)
A. W. Mumford, Southern (La.)
Clarence Al Clingenpeel, Central (Ohio)

1959

Volney Ashford, Missouri Valley
Joseph Aillet, Louisiana Tech
Dale Hamilton, Central Oklahoma State

1960

Alonzo (Jake) Gaither, Florida A&M
Earl (Fuzz) Merritt, Pomona (Calif.)

1961

Harry R. Jefferson, Hampton Inst. (Va.)

1962

Jess Dow, Southern Connecticut St.
Fred Long, Wiley (Tex.)

ATHLETES

1956

Mike Reed, Louisiana Tech
Dale Burnett, Emporia State (Kan.)
George Musso, Millikin (Ill.)
Tony Blazine, Illinois Wesleyan

1957

Jack McIntire, Peru State (Neb.)
Joe Arenas, Omaha (Neb.)
Billy Cross, West Texas State
Andy Robustelli, Arnold (Conn.)
Dan Towler, Washington & Jefferson (Pa.)
Cliff Battles, West Virginia Wesleyan
Steve Owen, Phillips (Okla.)
*Wilbur Henry, Washington & Jefferson (Pa.)
Walter Kiesling, St. Thomas (Minn.)
Tony Canadeo, Gonzaga (Wash.)

1963

Carnie Smith, Pittsburg State (Kan.)

1964

J. J. (Jake) Christiansen, Concordia (Minn.)

1965

Clark Swisher, Northern State (S.D.)
Billy Nicks, Prairie View A&M (Tex.)

1966

Eddie Robinson, Grambling (La.)

1967

Dr. Harold Burry, Westminster (Pa.)
Dr. Norris Patterson, Wm. Jewell (Mo.)

1968

Allen Zikmund, Kearney State (Neb.)

1969

By Morgan, Findlay (Ohio)

1970

Dr. Lloyd Hollingsworth, Gustavus-
Adolphus (Minn.)
Gil Steinke, Texas A&I

1958

Harlon Hill, Florence State (Ala.)
Alex Sandusky, Clarion State (Pa.)
Leo Sanford, Louisiana Tech
Tom Dorney, St. Benedict's (Kan.)

1959

Clarence Stasavich, Lenoir Rhyne (N.C.)
*Raymond (Nig) Borleske, Whitman (Wash.)
Norbert Heckler, Baldwin-Wallace (Ohio)

1960

Kenneth (Moco) Mercer, Simpson (Iowa)
John E. Tucker, Arkansas Tech
Lloyd Madden, Colorado Mines

* Denotes aware presented posthumously

NAIA FOOTBALL HALL OF FAME (Continued)

ATHLETES (Continued)

1961

Virgil (Joe) Lindahl, Wayne State (Neb.)
Robert (Bobby) Morrow, Illinois Wesleyan
Jack Kemp, Occidental (Calif.)

1962

Roosevelt Brown, Morgan State (Md.)
Jimmy Carr, Morris Harvey (W.Va.)
Marv Tommervik, Pacific Lutheran (Wash.)

1963

Cal Hubbard, Geneva (Pa.)
J. D. Smith, North Carolina A&T
Ken Gray, Howard Payne (Tex.)

1964

Lionel Taylor, New Mexico Highlands
Michael Scarry, Waynesburg (Pa.)
Albert Spurlock, Lenoir Rhyne (N.C.)

1965

Glenn (Slim) Campbell, Emporia State (Kan.)
I. R. (Ike) Martin, William Jewell (Mo.)
David (Dode) Phillips, Erskine (S.C.)

1966

*James Holder, Panhandle State (Okla.)
Warren Harris, Missouri Valley
R. C. Owens, College of Idaho

1967

Eddie Meador, Arkansas Polytechnic
Paul (Tank) Younger, Grambling (La.)
Carol Heier, Huron (S.D.)

1968

Junious "Buck" Buchanan, Grambling (La.)
Edward McGlone, Colorado Mines

1969

Elbert Dubenion, Bluffton (Ohio)
Willie Davis, Grambling (La.)
Jackie Smith, Northwestern (La.)

1970

Charles (Bo) Miller, Austin College (Tex.)
Dr. Fritz Ehren, College of the Ozarks (Mo.)

MERITORIUS SERVICE

1956

Dr. Charles P. Lantz, Eastern Illinois

1957

Walter Johnson, Presbyterian (S.C.)
Fred Young, Bloomington (Ill.) PANTAGRAPH
*Henry Kean, Tennessee A&I State
Harold Ratliff, ASSOCIATED PRESS, Dallas

1958

Moray Eby, Coe (Iowa)
John Wesley Rollins, East Texas State

1959

R. E. (Dad) Bowles, William Jewell (Mo.)
Howard Hancock, Illinois State
Alfred Nash Higgins, Tampa (Fla.)

1960

Jules V. Sikes, East Texas State
B. T. Harvey, Alabama State

1961

W. C. (Brady) Cowell, Stetson (Fla.)
Charles F. Lappenbusch, Western Wash. St.
Ray E. Watts, Baldwin-Wallace (Ohio)

1963

John Knight, Bethany (W.Va.)
Ralph McKinzie, Northern Illinois

1964

George Miller, Indiana State (Pa.)

* Denotes award presented posthumously

NAIA FOOTBALL HALL OF FAME (Continued)

MERITORIUS SERVICE (Continued)

1965

Ross Armstrong, Chadron State (Neb.)

1966

Rt. Rev. Raymond Hunthausen, Carroll (Mont.)

1967

Dr. Algie I. Newlin, Guilford (N.C.)
P. E. (Pete) Shotwell, McMurry (Tex.)

1969

Paul Durham, Linfield (Ore.)

1970

John (Duke) Wells, Henderson St. (Ark.)

NAIA TRACK AND FIELD HALL OF FAME

COACHES

1954

J. Flint Hanner, Fresno State (Calif.)
Fran Welch, Emporia State (Kan.)
J. H. (Cap) Shelton, Howard Payne (Tex.)
Oscar W. Strahan, Southwest Texas State
Joseph Pipal, Occidental (Calif.)
Harry A. Coates, Seton Hall (N.J.)
Garfield (Doc) Weede, Pittsburg St. (Kan.)

1955

Oliver Jackson, Abilene Christian (Tex.)

1956

C. E. Peterson, San Diego State (Calif.)
Charles E. Sportsman, San Diego State (Cal.)

1957

Joseph Cogdal, Illinois State
Eddie Hurt, Morgan State (Md.)

1958

Carl I. Youngworth, Yankton (S.D.)
Victor Hurt, Oklahoma Baptist

1959

Dr. Harold B. Goddell, South Dakota Mines

1960

Charles H. Foster, Kearney State (Neb.)
C. William Martin, Whitman (Wash.)

1961

Carl H. Appell, Northern Illinois

1962

Lyle Bennett, Central Michigan
Ernie Gorr, Omaha (Neb.)

1963

Alex Francis, Fort Hays State (Kan.)
Jim Emmerich, South Dakota State

1964

Richard Godlove, Washburn (Kan.)

1966

Eldon Fix, Lewis and Clark (Ore.)

1967

Payton Jordan, Occidental (Calif.)

1968

George Marshall, Eastern Michigan

1969

L. D. Weldon, Graceland (Iowa)

1970

Ray Vaughn, Oklahoma Christian

1971

Dr. LeRoy T. Walker, North Carolina Cent.

ATHLETES

1954

F. Morgan Taylor, Grinnell (Iowa)
John Kuck, Emporia State (Kan.)
Harrison Dillard, Baldwin-Wallace (Ohio)
Willie Steele, San Diego State (Calif.)
Elroy Robinson, Fresno State (Calif.)

Walter Marty, Fresno State (Calif.)
Gilbert Dodds, Ashland (Ohio)
Mozelle Ellerbe, Tuskegee (Ala.)
Alton Terry, Hardin-Simmons (Tex.)
Archie San Romani, Emporia State (Kan.)

NAIA TRACK AND FIELD HALL OF FAME (Continued)

ATHLETES (Continued)

1955	1962
Blaine Rideout, North Texas State Wayne Rideout, North Texas State Cornelius Warmerdam, Fresno State (Calif.)	Bobby Morriw, Abilene Christian (Tex.)
1956	1963
Adam Berry, Southern (La.)	John Fromm, Pacific Lutheran (Wash.) Billy Tidwell, Emporia State (Kan.)
1957	1964
Sam Allen, Oklahoma Baptist Darrell Jones, Ball State (Ind.) Elmore Harris, Morgan State (Md.) Bob Smith, Occidental (Calif.)	Elias Gilbert, Winston-Salem State (N.C.) Wallace Dinsmore, Tarkio (Mo.)
1958	1965
James A. Johnson, Illinois State Harold Cagle, Oklahoma Baptist	Theodius Bush, Texas Southern
1959	1966
Robert McMillen, Occidental (Calif.) Palmer Retzlaff, South Dakota State	Robert Denson, Washburn (Kan.)
1960	1967
Charles Holding, East Texas State John W. Morriss, Southwestern Louisiana	Ralph Boston, Tennessee A&I State
1961	1968
*Bob Gutowski, Occidental (Calif.) Lee Calhoun, North Carolina College	John Pennel, Northeast Louisiana State
	1969
	Charlie Frazier, Texas Southern
	1970
	Roger Sayers, Omaha (Neb.)
	1971
	John T. Camien, Emporia State (Kan.)

MERITORIUS SERVICE

1957	1965
Sam Carver, Western Washington State	Dr. Maynard (Pat) O'Brien, Eastern Illinois
1963	1966
Les Belding, North Central (Ill.) A. L. (Al) Cassell, Jamestown (N.D.)	Bert Nelson, TRACK AND FIELD NEWS
1964	1968
James Fox, Western New Mexico	Wally Diehl, Sioux Falls, South Dakota
	1971
	Donald K. Briggs, Kearney State (Neb.)

OTHER NAIA HALL OF FAME MEMBERS

1963

Hubert Jack, Lock Haven State (Pa.)
Hubert Jack, Lock Haven State (Pa.) Wrestling---Coach

1965

Harold Henning, North Central (Ill.) Swimming---Meritorius Service
James Egli, Slippery Rock State (Pa.) Soccer-----Meritorius Service

1966

Don January, North Texas State Golf----Athlete

1969

Robert Clow, Western Illinois Gymnastics---Coach

1970

Fran Tripp, Southeastern Massachusetts Soccer-----Meritorius Service
Raymond "Bucky" Murdock, Waynesburg (Pa.) Wrestling---Coach
Steve Spray, Eastern New Mexico Golf-----Athlete

1971

Richard A. Blick, North Central (Ill.) Swimming---Athlete

A. O. DUER SCHOLARSHIP AWARD

Timothy Koch, Wartburg College, Waverly, Iowa, was selected as the recipient of the Fifth Annual A. O. Duer Award presented by the National Association of Intercollegiate Athletics.

The award is presented annually to a varsity junior athlete who has excelled in scholarship. This includes all athletes from NAIA member institutions who compete in the following NAIA sponsored events: Baseball, Basketball, Bowling, Football, Golf, Ice Hockey, Gymnastics, Soccer, Swimming, Tennis, Indoor and Outdoor Track and Field, Volleyball, and Wrestling.

The award has been named the A. O. Duer Scholarship Award in honor of the NAIA Executive Secretary. Koch was presented this award at the NAIA-Hillyard Hall of Fame luncheon March 12 during the 34th Annual NAIA National Basketball Tournament and Convention.

A native of Iowa City, Iowa, Koch was the highest scoring guard in City High history at Iowa City averaging 18 points per game. During his high school career a hip malady threatened to affect his career and there was doubt that he would be able to walk. After weeks of care he recovered and returned to graduate number one in his class of 380 students.

A mathematics major, Koch is currently carrying a 3.79 average on a 4.0 scale. Last semester he had straight A's. He is a member of Alpha Chi, National College Honor Scholarship Society and a departmental assistant in mathematics.

On the court Koch has been a guard for the Wartburg team for the past two years. His coach Buzz Levick says of him, "Tim has been a member of our varsity squad for two years and has an outstanding attitude, plus competitive desire to win. He gives all of his ability and effort for the success of the team."

The award consists of a \$300.00 scholarship to be used by the recipient during his senior year, and a specially designed cup.

A. O. DUER AWARD WINNERS

1971 - Timothy Koch	Wartburg College (Ia.)
1970 - Roy Lee Eoff	Arkansas Tech
1969 - Charles Rowell	Erskine (S.C.)
1968 - James Picka	High Point (N.C.)
1967 - John Paul Steffanni	Ohio Northern

NAIA PRESIDENTS

- 1940-41 - Morris H. Gross, San Diego State College, San Diego, California
1941-42 - Eugene F. Kimbrell, Westminster College, Fulton, Missouri
1942-43 - A. D. Dickson, Delta State College, Cleveland, Mississippi
1943-44 - Louis E. Means, Beloit College, Beloit, Wisconsin
1944-45 - Dee Erickson, Washburn University, Topeka, Kansas
1945-46 - Frank L. Casey, Simpson College, Indianola, Iowa
1946-47 - A. O. Duer, George Pepperdine College, Los Angeles, California
1947-48 - Joseph W. Hutton, Hamline University, St. Paul, Minnesota
1948-49 - Ray Hanson, Western Illinois University, Macomb, Illinois
1949-50 - W. A. Miller, West Texas State University, Canyon, Texas
1950-51 - H. Lee Prather, Northwestern State College, Natchitoches, Louisiana
1951-52 - W. A. Herington, Culver-Stockton College, Canton, Missouri
1952-53 - W. B. Reese, Eastern Washington State College, Cheney, Washington
1953-54 - A. G. Wheeler, Peru State College, Peru, Nebraska
1954-55 - W. L. Zorn, Eau Claire State University, Eau Claire, Wisconsin
1955-56 - E. D. Fish, Emporia State Teachers College, Emporia, Kansas
1956-57 - John L. Longfellow, Indiana State College, Terre Haute, Indiana
1957-58 - Dr. Roswell D. Merrick, Southern Illinois Univ., Carbondale, Illinois
1958-59 - Alvin D. Garten, Eastern New Mexico University, Portales, New Mexico
1959-60 - John J. Knight, Bethany College, Bethany, West Virginia
1960-61 - Dr. Francis Hoover, Appalachian State University, Boone, North Carolina
1961-62 - Leo S. Nicholson, Central Washington State College, Ellensburg, Washington
1962-63 - Volney Ashford, Missouri Valley College, Marshall, Missouri
1963-64 - Clifford J. Aultman, Geneva College, Beaver Falls, Pennsylvania
1964-65 - Dr. Jesse J. Hawthorne, East Texas State University, Commerce, Texas
1965-66 - A. W. Buckingham, Morningside College, Sioux City, Iowa
1966-67 - Angus Nicoson, Indiana Central College, Indianapolis, Indiana
1967-68 - Dr. M. C. Cunningham, Fort Hays State College, Hays, Kansas
1968-69 - Dr. Eldon W. Graber, Bluffton College, Bluffton, Ohio
1969-70 - Dr. Jim Hamilton, Western Carolina University, Cullowhee, North Carolina
1970-71 - Ernest Anderson, Augsburg College, Minneapolis, Minnesota
1971-72 - Ted Runner, University of Redlands, Redlands, California

NATIONAL ASSOCIATION OF INTERCOLLEGIATE ATHLETICS

(NAIA)

GENERAL INFORMATION

WHEN ORGANIZED:

The National Association of Intercollegiate Athletics officially was organized in March, 1940, in Kansas City, Missouri, by a group of administrators of college athletics and college coaches. However, it dates directly from the first National Association of Intercollegiate Basketball (NAIB) tournament, held in Kansas City, Missouri, in March, 1937.

FOR WHAT PURPOSE:

The National Association of Intercollegiate Athletics was the first and is still the only National Organization whose primary and sole purpose is to champion the cause and promote the interests of the college of moderate enrollment and sound athletic philosophy and program. The Association was founded to fill a need for such a champion and is constantly working to fulfill this need.

NAIA organizes and administers all areas of intercollegiate athletics at the national level, including rules and standards, district and national sports competition and solutions to vital problems affecting colleges of moderate enrollment.

Basic to the NAIA program is the premise that athletics must be an integral part of the overall educational process and must contribute in meaningful degree to that process. The Association believes that under proper control, a program of local, district and national competitions among colleges of like philosophy can contribute to that educational process. To this end, the NAIA sponsors a program of 16 national championship events for its member colleges.

These include baseball, basketball, bowling, cross country, football (two divisions), golf, gymnastics, ice hockey, soccer, swimming, tennis, indoor and outdoor track and field, volleyball, and wrestling. All these are under the direct supervision of the NAIA, and participants in them must submit proof of adherence to NAIA standards in regard to eligibility within their seasonal play and not merely for championship events.

The NAIA clearly outlines its own responsibilities and those of its members: a sound athletic program, administered and controlled by those responsible for the administration of the college. This means direct supervision in the matter of caliber of competition, financing the athletic program, and taking steps to assure that athletic assistance is made available only through the institution and under the same general policies as aid to non-athletes. In short, the basic premise is that the athletic program must be a part of the general education process in the institution and not an enterprise apart.

District competition and meetings are emphasized and encouraged, and throughout its span of activities, the NAIA gets its direction from the wishes of the members in a democratic fashion.

The NAIA encourages a broad program of athletic pursuits in its member schools, making it available to the greatest possible number of students. The national organization aims at uniformity in policies and practices through its district and national tournaments and meets.

HOW ADMINISTERED:

The governing body of NAIA is the Executive Committee, elected by the membership. Every member has a vote in this and all other activities of the Association.

The NAIA is organized into 32 districts, representing the entire United States and Canada. The affairs of each district are administered by a District Committee headed by a District Chairman. Each member of the District Committee is elected by the membership within that district. Representation on the District Committee is based upon one committeeman for each three member colleges in the district. The District Chairman is elected for a term of three years by a vote of the active membership in each district.

The district is the basic unit of NAIA organization. The District Committee inaugurates and supervises a program of district events in the various sports. These district champions are certified to NAIA regional and national competitions, in all regional or national events which permit representation from all 32 districts.

MEMBERSHIP ELIGIBILITY:

Any four-year college or university in the United States and Canada, which is approved by its regional accrediting agency, may become an active member. The membership fee is graduated on the basis of enrollment and is payable by November 15. Institutions taking membership after this date will not be eligible during that year for district, area, or national events.

OBLIGATION OF MEMBERSHIP:

Members must conduct their intercollegiate athletic program in accord with the standardizing agencies to which they belong, and the rules and standards adopted by the membership of NAIA. They must pay the annual membership dues and cooperate with the activities of the association insofar as these activities are compatible with the intercollegiate policies of their institution.

NAIA MEMBERSHIP IN OTHER ORGANIZATIONS:

NAIA is a Group "B" member of the United States Olympic Committee. There are four representatives of the NAIA on the Olympic Board of Directors and one member on the Executive Committee. In addition, the NAIA has five representatives on the U.S.O.C. and 41 representatives of NAIA Coaches' Associations on Olympic Games (sports) Committees.

NAIA is also active in the work of the Amateur Athletic Union (AAU). There are two representatives of the NAIA Executive Committee on the AAU Board of Directors and over 50 NAIA representatives serving on AAU Sports Committees. Ten NAIA members are on the AAU Board of Governors.

The NAIA--along with the NCAA, AAHPER and NJCAA-- is a charter member of the United States Collegiate Sports Council (USCSC) which is the United States representative in FISU--the world governing body for the World Student Games and other programs for college and university students throughout the world.

Other organizations in which the NAIA is active include the National Alliance Athletic Association, Federation of International Basketball (FIBA), and the Council for National Cooperation in Aquatics.

HOW MANY MEMBERS HAS NAIA:

NAIA has a membership of 562 colleges and universities and 41 affiliated conferences.