

# 2015 WESTERN MUSTANGS FOOTBALL MEDIA GUIDE



# TABLE OF CONTENTS

Quick Facts .....	3
Coaches .....	4
2015-16 Season Preview.....	10
Offence.....	11
Defence.....	11
Schedule.....	12
Opposing Team Capsules.....	13
Returning Player Profiles .....	16
Recruit Profiles .....	76
2015-16 Team Breakdown .....	95
2015-16 Roster & Pronunciation Guide.....	97
2014-15 Season-in-Review .....	99
Box Scores.....	100
Team Statistics.....	110
Individual Statistics .....	111
Award Winners & All-Stars .....	115
Mustangs in the Pros.....	116
Mustangs and the East West Bowl .....	117
Mustangs in the CFL.....	118
All-Time CFL Draft List.....	119
Mustangs in the NFL.....	124
Creating History.....	126
Yates Cup Champions .....	127
Vanier Cup Champions.....	128
Western Coaching Traditions .....	134
All-Time Win-Loss Record .....	137
Single Game Records .....	145
Career Statistical Records .....	146
Hec Crighton Award.....	149
All-Time Award Winners.....	150
All-Time All-Canadians .....	151
All-Time All-Stars .....	152
Champions Club .....	155
Mustangs Spirit.....	158
TD Stadium.....	159

# MUSTANGS FOOTBALL

## QUICK FACTS

### UNIVERSITY INFORMATION

**Name:** Western University  
**Location:** London, Ontario  
**Founded:** 1878  
**Enrolment:** 35,000  
**President:** Amit Chakma

### ATHLETIC DEPARTMENT INFORMATION

**Affiliation:** Canadian Interuniversity Sport  
**Conference:** Ontario University Athletics  
**Nickname:** Mustangs  
**Colours:** Purple, White, and Silver  
**Director of Athletics:** Therese Quigley  
**Home Field:** TD Stadium  
**Capacity:** 8,000 permanent seats,  
expandable up to 12,500

### HEAD COACH:

**Head Coach:** Greg Marshall (9th Season)  
**Regular Season Record at Western:** 50-14  
**Overall Record at Western:** 65-22  
**Career CIS Regular Season Record:** 92-26-2  
**Career Overall Record:** 118-40-2  
**Yates Cup Championships won as Head Coach:**  
8 (4 at Western, 4 at McMaster)

### 2014 TEAM INFORMATION

**2014 Regular Season Record:** 6-2 (3rd in OUA)  
**2014 Playoff Record:** 1-1 (Eliminated in OUA Semi-Finals)  
**CIS All-Canadians Returning/Lost:** 4/1  
**OUA All-Stars Returning/Lost:** 10/3  
**Offensive Starters Returning/Lost:** 10/2  
**Defensive Starters Returning/Lost:** 8/4

### HISTORICAL INFORMATION

**Western All-Time Record:** 514-238-19 (0.667)  
**Exhibition Game Record:** 61-46-4 (.550)  
**Regular Season Record:** 362-152-15 (.684)  
**Playoff Record:** 91-40 (.695)  
**Yates Cup Record:** 23-14 (.622)  
*NOTE: Prior to 1971 the Yates Cup was awarded to the team with the best regular season record*  
**Vanier Cup Semi-Final Record:** 12-7 (.632)  
**Vanier Cup Record:** 6-6 (.500)  
**Yates Cup Championships Won (Rank):** 30 (1st)  
**Vanier Cup Championships Won (Rank):** 6 (2nd)

### MEDIA INFORMATION

**Contact:** Tony von Richter  
**Office:** 519-661-2111 ext. 83089  
**Cell:** 519-709-1858  
**Email:** tvonrich@uwo.ca  
**Twitter:** @WesternMustangs  
**Instagram:** WesternMustangs  
**Facebook:** WesternMustangs  
**YouTube:** WesternOntMustangs

*NOTE: A PDF version of this publication is located at:  
[westernmustangs.ca/fbmediaguide](http://westernmustangs.ca/fbmediaguide)*

# THE LIFE AND TIMES OF MR. MARSHALL

**1978  
-  
1981**

Running Back  
Western Mustangs  
(OUA)

• 1980:  
Hec Crighton  
Award Winner

**1982  
-  
1984**

Running Back  
Edmonton Eskimos (CFL)

• 1982: Grey Cup Champion

**1984  
-  
1991**

Assistant Coach  
Western Mustangs (OUA)

• 1985, 1986, 1988,  
1989, 1990:  
Yates Cup Champion

• 1989:  
Vanier Cup Champion

**1992  
-  
1996**

Offensive Coordinator  
Western Mustangs (OUA)

• 1994, 1995:  
Yates Cup Champion

• 1994: Vanier Cup Champion

**1997  
-  
2003**

Head Coach  
McMaster  
Marauders (OUA)

• 1998, 2000,  
2001, 2002,  
2003:  
Yates Cup  
Champion

• 1999, 2000:  
OUA Coach of  
the year

• 2000:  
CIS Coach of  
the year

**2004  
-  
2006**

Head Coach  
Hamilton Tiger-cats (CFL)

• First Canadian born head coach

• First CIS coach to be named directly  
head coach in CFL

**2007  
-  
PRESENT**

Head Coach - Western Mustangs (OUA)

• 2007, 2008, 2010, 2013:  
Yates Cup Champion


• 2010, 2013: OUA Coach of the year

**9**

**SEASONS  
AS HEAD COACH**  
7 MORE WITH MCMASTER

**65-22**

**CAREER RECORD  
AT WESTERN**  
INCLUDES PLAYOFFS  
119-39.2 OVER RECORD AS COACH IN CIS



**4x**

**OUA COACH  
OF THE YEAR**  
\*2 WITH WESTERN  
2 WITH MCMASTER

**2x**

**VANIER CUP  
CHAMPION**  
\*ASSISTANT COACH  
WITH WESTERN

# COACHES



## Head Coach **GREG MARSHALL**

One of the top minds in Canadian university football, Greg Marshall is back for his ninth campaign as head coach of the Western Mustangs. Marshall's eight seasons behind the Mustangs bench have been marked by success as he has taken his teams to the Yates Cup in six of the eight seasons of his tenure and won four (2007, 2008, 2010, 2013). Along with his four Yates Cups as Western's bench boss, Marshall led the McMaster Marauders to four straight OUA titles from 2000 to 2003, and captured seven titles as a Mustangs assistant coach and three more as a player. In total Marshall has claimed 18 Yates Cup titles during his CIS playing and coaching career. On the national stage, Marshall won two Vanier Cups as an assistant coach with the Mustangs in 1989 and 1994.

Entering the 2015 season, Marshall has compiled a 65-22 regular season and playoff record at the helm of the Mustangs and boasts a career CIS record of 118-40-2. Marshall's .747 winning percentage at Western places him third behind only Mustangs legends Larry Haylor and Darwin Semotiuk in the Western record books. His high winning percentage goes along with five straight Yates Cup appearances from 2007-2011. Three of which he won, along with another OUA title in 2013, and an appearance in the 2008 Vanier Cup.

Marshall began his career at Western in 1978 as a fullback under Semotiuk, leading the Mustangs to three consecutive Yates Cup championships and capturing the Hec Crighton Trophy as Canadian university football's Most Outstanding Player in 1980. To this day, Marshall is still one of only two people to win the Hec Crighton and CIS Coach of the Year award, the other being Rick Zmich. Following his time in a Mustangs uniform, Marshall was drafted by the CFL's Edmonton Eskimos, where he won a Grey Cup in 1982 before his career was cut short due to a knee injury.

He returned to Western in 1984 as an assistant coach under Haylor and was promoted to offensive coordinator in 1992. He remained in the role until 1996, during which time the Mustangs won two Yates cup and the 1994 Vanier Cup with Marshall directing the offence. Moving on to McMaster the following season, Marshall led the Mauraders for seven seasons and won four straight Yates Cup titles from 2000 to 2003 before taking over the Hamilton Tiger-Cats in 2004.

He was the first Canadian-born head coach in the history of the Hamilton Tiger-Cats and the first-ever head coach to make the jump directly from the Canadian university football ranks to become a head coach in the Canadian Football League. Marshall made an immediate impact with the Tiger-Cats, helping them improve from a one win season in 2003 to a 9-8-1 record and the team's first playoff berth in three seasons. The CFL recognized Marshall, naming him CFL Coach of the Year for his rookie season, making him the first rookie head coach to win the annual award since Edmonton's Ray Jauch in 1970.

Along with his CIS and CFL experience, Marshall has also coached on the international stage. In 2012 he was the head coach of Team World in the International Bowl for the second straight season, leading the team to its first-ever victory in the event. He also served as offensive coordinator for the silver medal winning Canadian entry into the 2012 IFAF World Cup and took the reins as the head coach for Team Canada at the 2015 IFAF World Cup before Football Canada declined to send a team.

Regular Season Home: 26-5-0

Playoffs Home: 10-2-0

Total Home: 38-5-0

Regular Season Road: 23-7-0

Playoffs Road: 5-7-0

Total Road: 28-14-0

Overtime: 0-1

Coming off a loss: 8-4

Coming off a win: 34-10

vs. CIS Top 10: 20-4

Ranked higher: 22-11

Opponent is ranked higher: 6-2

By Month:

August: 1-0

September: 30-8

October: 24-5

November: 12-8

Decided by 3 or less: 4-5

Decided by 7 or less: 11-6

Scoring 40+ points: 16-0

Scoring 30-39 points: 12-2

Scoring 20-29 points: 16-4

Scoring 0-19 points: 1-4

Allowing 40+ points: 2-2

Allowing 30-39 points: 0-0

Allowing 20-29 points: 14-7

Allowing 0-19 points: 29-1

# COACHES



## Recruiting Coordinator and Offensive Assistant

### **TOM FLAXMAN**

Tom Flaxman enters his second season as Mustangs assistant coach, now holding the role of Recruiting Coordinator and Offensive Assistant for the 2015 campaign. Familiar with the CIS as both a player and coach, Flaxman joined the Mustangs for the 2014 season, reuniting with Greg Marshall who coached Flaxman as a member of the McMaster Marauders 2003 Yates Cup Championship team. Flaxman then went on to continue his intercollegiate career with the Acadia Axmen where he captured consecutive Atlantic University Sport (AUS) titles in 2005 and 2006.

He would stay with the Axmen football program in a coaching role, acting as Running Back Coach in 2008, Special Teams Coordinator in 2009, and finally as Co-Offensive Coordinator in 2011 in a season that saw Acadia claim the 2011 AUS Championship. For the past two seasons of his CIS coaching career Flaxman has served as the Offensive Coordinator of the Toronto Varsity Blues, and helped the team to finish 4-4 for the 2013-14 season; their best record in 20 years.

In addition to coaching in the CIS, Flaxman brings club coaching experience with him to the Mustangs. From 2004-2011 he was involved with the Mississauga Warriors of the Ontario Varsity Football League (OVFL), acting as an assistant Offensive Coordinator, Co-offensive Coordinator, and Offensive Coordinator. In his time with the Warriors, the team claimed four division and three OVFL championships. Flaxman was selected to the 2014 Team Ontario Selects coaching staff, acting as running back coach, and served as an offensive assistant for the Team Ontario squad in the 2015 Canada Cup.



## Special Teams Coordinator

### **CHRIS MARCUS**

Chris Marcus has a proven record of coaching success, making a positive impact on any team he leads. The Ottawa, Ont., native has a long history with the Mustangs and returns for his another season on the purple and white coaching staff. Marcus suited up as a player for Western from 1978-81 before moving on to a coaching role with the team; he served as Defensive Backs coach from 1985-89, Linebacker Coach from 1990-96, and then Special Teams Coordinator from 2002-07. After a brief break from the CIS, Marcus returned to his role as Special Teams Coordinator and will serve the role again this season.

Formerly a teacher at London South Collegiate Institute, Marcus also made a profound impact on the athletics program there. He served as head coach of the Lions football program beginning in 1992, and in his time at the helm he has guided the team to be City Champions and one of the best squads in the province. An effective leader, Marcus guides students to success both in the classroom and on the playing field. In 2013, he was named to the coaching staff of the 2014 U17 Team Ontario Selects coaching staff as Special Teams Coordinator. Successful coaching is a trait of the Marcus family; his wife Jan has also had a successful career coaching volleyball at Saunders Secondary School. Marcus is a graduate of the Ivey Business School, and currently resides in London with his family.

# COACHES



## Defensive Coordinator **PAUL GLEASON**

Paul Gleason is a measure of coaching success, leaving a positive stamp on any program he joins. A teacher at St. Thomas Aquinas High School in London, Gleason has served as the Mustangs Defensive Coordinator since 2003, save for a one season sabbatical in 2012, and now enters his seventh season in that role. He also served as the linebackers coach from 1998 until 2006.

Mild-mannered and mellow off the field, the Wilfrid Laurier and Windsor graduate led the recruiting charge from 1998-2007 at Western. As a coach, Gleason emphasizes the need for players to understand and believe in the goals set by the team.

Gleason was a head coach at Catholic Central High School from 1990 -1997 where he went an impressive 67-4-1. The run included five undefeated seasons and seven high school championships – the latter, a London Conference record still held by Gleason. He also coached the London Conference All-Star Team from 1995 to 1998 and prior to becoming head coach at CCH, won two conference championships as the defensive coordinator (1987 and 1988).

Gleason has his Master of Arts degree with a coaching specialization from Western. Paul and his wife Stephanie reside in London with their young son, Morgain.

# COACHES



**John-Paul Circelli**  
Offensive Line



**Jack Frimeth**  
Offensive Line



**Jamie Bone**  
Quarterbacks



**Paul Sguigna**  
Running Backs




**Brian Marshall**  
Receivers



**Mike Circelli**  
Defensive Line



**Joe Leckie**  
Defensive Line



**Adrian Kaiser**  
Linebackers



**PJ Edgeworth**  
Defensive Backs



**Dr. Kevin Willits**  
Defensive Backs



**Gary Haldenby**  
Defensive Assistant



**Brian Burgess**  
Special Teams



**Josh Malekzadeh**  
Video



**Jeff Watson**  
Strength & Conditioning

**2015  
SEASON  
PREVIEW**

# 2015 SEASON PREVIEW

After a rash of injuries late in the year helped to cut the Mustangs season shorter than the purple and white faithful would have liked, the team returns to the field in 2015 looking to rebound after last year's exit in the OUA Semi-Finals.

"I think we've got a good team this year with a lot of experience and a good group of young players as well," said Mustangs head coach Greg Marshall. "This will be the third straight year that the majority of our offence is back and playing together and we've got depth at nearly every position. Defensively we've got a number of all-stars returning at a number of different positions, and we're very deep at both linebacker and defensive back.

"We've got a good team here and we're excited to get the season started. Last year didn't end the way we wanted, but going through those struggles will make us a better team

this year and we'll build off of that to be competitive again this season."

Luckily for the Mustangs, for the second straight year the bulk of the team's high-powered offence is returning, and will once again be led by fourth-year quarterback Will Finch. The 2013 OUA MVP earned OUA Second Team All-Star status last season, throwing for 1,762 yards and 14 touchdowns, while rushing for 409 yards and another five majors. Despite good numbers and all-star status, his season didn't end on a positive note, as injuries sidelined him for one regular season game and both of Western's playoff contests.

Joining Finch in the backfield will be a talented cadre of running backs, led by fellow fourth-year Yannick Harou. The St. Andrew's College product led the nation's number one rushing attack last season with 680 yards, all while averaging 85 yards per game and 8.1 per carry. Alex Taylor and Adam Sinclair are both back for

another season and should be key pieces of the Mustangs ground attack, and don't be surprised if rookie Cedric Joseph gets into the mix as well. A CEGEP Division 1 MVP, Joseph is considered by many to be the nation's top running back recruit and could see the field more often than a typical first-year back.

Despite the departure of Brian Marshall, the Mustangs receiving corps is made up of mostly veterans in 2015, including fifth-year slot Matt Uren, fourth-years Justin Sanvido and George Johnson, and transfer Jamal Kett, who joins the Mustangs after playing the past three seasons for Simon Fraser in NCAA Division II. A talented group with a good mix of speed, size, and good hands, Finch should have no shortage of options when looking downfield this season.


Defensively, the departures of Daryl Waud and Rory Connop to the CFL means the defensive line will have a different look this season, although it will continue to be anchored by 2014 CIS All-Canadian Ricky Osei-Kusi at

defensive end. Already a key member of the line last season, Rupert Butcher will have an increased role in 2015, as he becomes the team's most experienced defensive tackle.

Much like the defensive line there have been a few changes to the team's linebackers, including starter Phil N'Djore who played out his fifth season of eligibility in 2014. Despite a few changes, the group will be led by a familiar face in 2014 OUA All-Star and Hamilton Tiger-Cats draft pick Preston Huggins who led all Mustangs players with 33 tackles last season. Also back is 2014 OUA All-Rookie Team member Jean-Gabriel Poulin, who showed flashes of brilliance in his debut season before injuries sidelined him for the later portions of the year.

While there are changes on both the line and at linebacker, the Mustangs defensive backfield returns largely intact for the coming season. CIS All-Canadian Josh Woodman and OUA All-Star Calvin Johnson headline a group of defensive backs that also includes former OUA All-Rookie Team members Jordan Beaulieu and Jesse McNair.





# OFFENCE



## KEY RETURNING PLAYERS:

### WILL FINCH – QB

Although injuries cut his 2014 campaign short, Finch is back and aiming to continue the stellar play that's earned him OUA MVP, OUA All-Star, and CIS All-Canadian honours over the past three years. Boasting the OUA's single-season record for passing yards with 3,057, Finch will have no shortage of weapons to choose from with the depth of the talent at both running back and receiver on this year's Mustangs squad.

### YANNICK HAROU – RB

The leading rusher on the nation's best running team last season, Yannick Harou returns after putting up 680 yards and averaging 8.1 yards per carry in 2014. The Gatineau, Que., native earned OUA First Team All-Star honours after helping the Mustangs lead the CIS with 2,730 yards rushing, averaging 341.3 per game.

### EDDIE MEREDITH – OL

A two-time OUA All-Star (2013, 2014) and a CIS First Team All-Canadian in 2014, Meredith heads into his CFL Draft year looking to continue his success as he plays a key role on a veteran Mustangs offensive line.

### SEAN JAMIESON – OL

With three years of Mustang football behind him, Sean Jamieson shows no signs of slowing down as he enters his CFL draft year. 2014 was perhaps his best year so far, earning OUA First Team-All Star and CIS First Team-All Canadian acknowledgements.

### MATT VAN PRAET – C

Serving as the Mustangs starting centre for the past two seasons, Van Praet has finished each of the last two years by earning OUA post season honours with and OUA First Team All-Star nod in 2013 and a Second Team selection last year. Back for

another year as starter, he'll once again play a key role on the Mustangs line.

## KEY RECRUITS OR TRANSFERS:

### CEDRIC JOSEPH – RB

Considered by many to be the nation's top running back recruit, Cedric Joseph comes to the Mustangs from Champlain Cougars as a CFC Top 100 recruit, and CEGEP Division 1 MVP.

### ANTHONY JOYAL – RB

Anthony Joyal joined the Mustangs alongside teammate and fellow running back Cedric Joseph. Joyal previously competed for the Champlain Cougars where he earned a spot on CFC's Top 100 recruit list.

### NICK PINELLI – OL

A CFC Top 100 recruit, a 2014 OFSAA Champion and a TVRA Tier A All-Star, Nick Pinelli comes joins his hometown Mustangs from the Lucas Vikings.

### BRETT ELLERMAN – REC

One of Alberta's top receiver, Brett Ellerman joins the Mustangs from Calgary's St. Francis Browns and is a CFC Top 100 recruit and Calgary Division 1 All-Star.

### DYLAN GIFFEN – OL

Hailing from Strathroy, Ont., Dylan Giffen previously played for the London Jr. Mustangs and the Strathroy Saints before donning the purple and white for Western. Earning a spot on the CFC Top 100 list, he also is a former member of both Team Ontario and Team Canada.

### JAMAL KETT – REC

Spending the last three seasons at Simon Fraser University in NCAA Division II, Kett brings with him the title of Simon Fraser Offensive Rookie of the Year in 2012, as well as a Great Northwest Athletic Conference First Team All-Conference nod that same season, while also earning Second Team honours in 2013.



# DEFENCE



## KEY RETURNING PLAYERS:

### RICKY OSEI-KUSI – DE

Upping the ante in the 2014 season, Osei-Kusi recorded new career single-game highs for solo tackles (8), assisted tackles (5), total tackles (8), and sacks (1.5). As a whole, the defense end recorded 30 tackles, 21 solo, and 4.5 sacks throughout the regular season. His efforts allowed him to build on his previous accolade as an OUA Second Team All-Star (2013) as he was named an OUA First Team All-Star and CIS Second Team All-Canadian.

### PRESTON HUGGINS – LB

Leading the Mustangs with 33 total tackles for the 2014 season, Huggins returns for his fifth and final season in purple and white. His most recent season resulted in an OUA First Team All-Star nod after recording 23 solo tackles, 23 assisted tackles. He was also drafted by the Hamilton Tiger-Cats in the seventh round of this year's CFL Canadian Draft.

### JOSH WOODMAN – DB

An OUA All-Star and CIS All-Canadian in his third season, the former receiver was a major part of the Mustangs defence in 2014 and looks to repeat that same success this season after recording 18 solo tackles while leading the OUA with five interceptions.

### KALVIN JOHNSON – DB

Earning OUA Second Team All-Star honours in 2014, Calvin Johnson looks to close out his Mustangs career this season after posting career high numbers last year with 16 total tackles, two interceptions, and nine broken up passes.

## KEY RECRUITS OR TRANSFERS:

### MITCHELL STADNYK – DL

Another CFC Top 100 recruit Mitchell Stadnyk previously played for the St. Mary's Knight's, & Sault Sabercats. Formerly a member of Team Canada, he was also OVFL Defensive Lineman of the Year in 2014.

### GEORGE JEFFREY – DB

The seventh CFC top 100 athlete to land a spot on the Mustangs, George Jeffery previously played for both the T.A. Blakelock Tigers of Halton Secondary School, and the OFC's Burlington Stampeders.

### CORY ROBOCH – LB

Leaving behind his hometown Calgary Dinos, Roboch brings three years of experience to TD Stadium. Most recently dressing in red and yellow for the 2013 season, the linebacker recorded 15 solo tackles and 23 assisted tackles. He racked up an additional 11 tackles in the playoffs.

### CLAY HARRIS – DB

A native of West Henrietta, New York, Clay Harris joins the Mustangs from the University of Albany, a NCAA Division I school. Last playing for Albany in 2013, Harris started in 10 games and recorded 29 total tackles, 20 solo. Ranked second on his team with 246 kick return yards on 13 returns (18.9 avg) with his longest return measuring 49 yards. In total, Harris played in 32 games over three different seasons from 2011-2013, after redshirting in 2010.

# 2015 SCHEDULE

**AWAY TEAM** **WESTERN** **AT** **WINDSOR** **HOME TEAM**  
SUNDAY, AUGUST 30, 2015 – 1:00PM – ALUMNI FIELD, WINDSOR, ONT.



**YORK** **AT** **WESTERN**  
MONDAY, SEPTEMBER 7, 2015 – 7:00PM – TD STADIUM, LONDON, ONT.



**WESTERN** **AT** **LAURIER**  
SATURDAY, SEPTEMBER 12, 2015 – 7:30PM – UNIVERSITY STADIUM, WATERLOO, ONT.



**QUEEN'S** **AT** **WESTERN**  
SATURDAY, SEPTEMBER 19, 2015 – 1:00PM – TD STADIUM, LONDON, ONT.



**2015 HOMECOMING**  
**CARLETON** **AT** **WESTERN**  
SATURDAY, SEPTEMBER 26, 2015 – 1:00PM – TD STADIUM, LONDON, ONT.



**WESTERN** **AT** **TORONTO**  
SATURDAY, OCTOBER 8, 2015 – 7:00PM – VARSITY STADIUM, TORONTO, ONT.



**OTTAWA** **AT** **WESTERN**  
SATURDAY, OCTOBER 17, 2015 – 1:00PM – TD STADIUM, LONDON, ONT.



**WESTERN** **AT** **McMASTER**  
SATURDAY, OCTOBER 24, 2015 – 1:00PM – RON JOYCE STADIUM, HAMILTON, ONT.



# OPPOSING TEAM CAPSULES



**AUG. 30, 2015 • 1:00PM**

Alumni Field • Windsor, Ont.

**QUICK FACTS:**

Location: Windsor, Ont.  
 Colours: Blue and Yellow  
 Stadium: Alumni Field  
 Head Coach: Joe D'Amore  
 Career Record: 18-19  
 2014 Overall Record: 5-3

**MEDIA INFORMATION:**

Football Contact: Elisa Mitton  
 Office Phone: 519-253-3000 ext. 2447  
 Email: emitton@uwindsor.ca  
 Website: www.golancers.ca

**2015 SCHEDULE:**

<b>Aug. 30</b>	<b>vs. Western</b>	<b>1pm</b>
Sept. 7	at Toronto	1pm
Sept. 12	vs. Carleton	1pm
Sept. 19	at Ottawa	1pm
Sept. 26	at Laurier	1pm
Oct. 3	vs. McMaster	1pm
Oct. 17	at Guelph	1pm
Oct. 24	vs. Waterloo	1pm

**ALL TIME RECORD:**

All Time Record: 48-9-1  
 First Meeting: Western 33 at Windsor 15 - 1969  
 2014 Meeting: Windsor 21 at Western 43  
 Last loss: Windsor 23 - Western 18 - 2003  
 Last 5:  
 10/25/14 Windsor - 21 Western - 43  
 10/05/13 Western - 51 Windsor - 23  
 10/27/12 Windsor - 35 Western - 56  
 \*OUA Quarterfinal  
 09/22/12 Windsor - 23 Western - 46  
 11/05/11 Windsor - 27 Western - 33  
 \*OUA Semi-Final



**SEPT. 7, 2015 • 7:00PM**

TD Stadium • London, Ont.

**QUICK FACTS:**

Location: Toronto, Ont.  
 Colours: Red and Black  
 Stadium: York Stadium  
 Head Coach: Warren Craney  
 Career Record: 5-35  
 2014 Overall Record: 0-8

**MEDIA INFORMATION:**

Football Contact: Alyson Fisher  
 Office Phone: 416-736-5984  
 Email: alysong@yorku.ca  
 Website: www.yorkulions.ca

**2015 SCHEDULE:**

Aug. 30	vs. Laurier	1pm
<b>Sept. 7</b>	<b>at Western</b>	<b>7pm</b>
Sept. 12	vs. Guelph	1pm
Sept. 19	at Waterloo	1pm
Sept. 26	at McMaster	1pm
Oct. 2	vs. Toronto	1pm
Oct. 9	at Carleton	1pm
Oct. 17	vs. Queen's	1pm

**ALL TIME RECORD:**

All Time Record: 38-1  
 First Meeting: Western 24 at York 0 - 1972  
 2014 Meeting: Western 61 at York 0  
 Last loss: York 30 - Western 23 - 1980  
 Last 5:  
 09/06/14 Western - 61 York - 0  
 10/19/13 York - 10 Western - 50  
 10/01/11 York - 23 Western - 48  
 10/16/10 Western - 76 York - 0  
 10/08/09 York - 6 Western - 64



**SEPT. 12, 2015 • 7:30PM**

University Stadium • Waterloo, Ont.

**QUICK FACTS:**

Location: Waterloo, Ont.  
 Colours: Purple and Yellow  
 Stadium: University Stadium  
 Head Coach: Michael Faulds  
 Career Record: 5-12  
 2014 Overall Record: 4-4

**MEDIA INFORMATION:**

Football Contact: Jamie Howieson  
 Office Phone: 519-884-0710 ext. 3492  
 Email: jhowieson@wlu.ca  
 Website: www.laurierathletics.com

**2015 SCHEDULE:**

Aug. 30	at York
Sept. 7	at Guelph
<b>Sept. 12</b>	<b>vs. Western</b>
Sept. 26	vs. Windsor
Oct. 3	at Waterloo
Oct. 9	vs. Ottawa
Oct. 17	vs. McMaster
Oct. 24	at Queen's

**ALL TIME RECORD:**

All Time Record: 45-21  
 First Meeting: Western 21 vs. Laurier 30 - 1967  
 2014 Meeting: Laurier 20 at Western 61  
 Laurier 10 at Western 25 - OUA Quarterfinal  
 Last loss: Western 15 at Laurier 20 - 2006  
 Last 5:  
 11/01/14 Laurier - 10 Western - 25  
 \*OUA Quarterfinal  
 10/09/15 Laurier - 20 Western - 61  
 09/21/13 Western - 45 Laurier - 24  
 10/13/12 Laurier - 3 Western - 55  
 09/24/11 Western - 34 Laurier - 28

# OPPOSING TEAM CAPSULES



**SEPT. 19, 2015 • 1:00PM**

TD Stadium • London, Ont.

## QUICK FACTS:

Location: Kingston, Ont.  
 Colours: Blue, Yellow and Red  
 Stadium: Richardson Stadium  
 Head Coach: Pat Sheahan  
 Career Record: 141-96-1  
 2014 Overall Record: 3-5

## MEDIA INFORMATION:

Football Contact: Shawn MacDonald  
 Office Phone: 613-533-6000 ext. 36990  
 Email: comm.sio@queensu.ca  
 Website: www.gogaelsgo.com

## 2015 SCHEDULE:

Aug. 30	vs. Carleton	1pm
Sept. 6	at Ottawa	1pm
Sept. 12	vs. Waterloo	1pm
<b>Sept. 19</b>	<b>at Western</b>	<b>1pm</b>
Sept. 26	at Toronto	1pm
Oct. 3	vs. Guelph	1pm
Oct. 17	at York	1pm
Oct. 24	vs. Laurier	1pm

## ALL TIME RECORD:

All Time Record: 44-46-2  
 First Meeting: Western 2 vs. Queen's 25 - 1929  
 2014 Meeting: Western 43 at Queen's 12  
 Last loss: Western 11 at Queen's 18 - 2012  
 Last 5:  
 09/13/14 Western - 43 Queen's - 12  
 11/09/13 Queen's - 22 Western - 51  
 \*106th Yates Cup  
 09/28/13 Queen's - 31 Western - 50  
 09/15/12 Western - 11 Queen's - 18  
 10/22/11 Western - 0 Queen's - 37



**SEPT. 26, 2015 • 1:00PM**

TD Stadium • London, Ont.

## QUICK FACTS:

Location: Ottawa, Ont.  
 Colours: Black and Red  
 Stadium: MNP Park  
 Head Coach: Steve Sumarah  
 Career Record: 46-30  
 2014 Overall Record: 4-4

## MEDIA INFORMATION:

Football Contact: Taylor Prichard  
 Office Phone: 613-520-2600 ext. 1917  
 Email: taylor.prichard@carleton.ca  
 Website: www.goravens.ca

## 2015 SCHEDULE:

Aug. 30	at Queen's	1pm
Sept. 6	vs. Waterloo	1pm
Sept. 12	at Windsor	1pm
Sept. 19	vs. Toronto	1pm
<b>Sept. 26</b>	<b>at Western</b>	<b>1pm</b>
Oct. 3	at Ottawa	1pm
Oct. 9	vs. York	7pm
Oct. 24	vs. Queen's	1pm

## ALL TIME RECORD:

All Time Record: 1-0  
 First Meeting: Western 71 vs Carleton 4 - 2013  
 2014 Meeting: Did not meet  
 Last loss: N/A  
 Last 5:  
 09/02/13 Carleton - 4 Western - 71  
 \*Note: Carleton and Western played for the first time in 2013



**OCT. 8, 2015 • 7:30PM**

Varsity Centre • Toronto, Ont.

## QUICK FACTS:

Location: Toronto, Ont.  
 Colours: Blue and Red  
 Stadium: Varsity Centre  
 Head Coach: Greg Gary  
 Career Record: 11-21  
 2014 Overall Record: 2-6

## MEDIA INFORMATION:

Football Contact: Jill Clark  
 Office Phone: 416-978-4263  
 Email: jill.clark@utoronto.ca  
 Website: www.varsityblues.ca

## 2015 SCHEDULE:

Aug. 30	vs. McMaster
Sept. 7	vs. Windsor
Sept. 19	at Carleton
Sept. 26	vs. Queen's
Oct. 2	at York
<b>Oct. 8</b>	<b>vs. Western</b>
Oct. 17	vs. McMaster
Oct. 24	at Queen's

## ALL TIME RECORD:

All Time Record: 79-56-9  
 First Meeting: Western 3 at Toronto 27 - 1929  
 2014 Meeting: Western 63 - Toronto 15  
 Last loss: Western 16 at Toronto 16 - 1993  
 Last 5:  
 09/20/2014 Toronto - 15 Western - 63  
 08/25/2013 Western - 50 Toronto - 14  
 09/08/2012 Toronto - 7 Western - 62  
 10/15/2011 Western - 21 Toronto - 9  
 10/23/2010 Toronto - 23 Western 35

# OPPOSING TEAM CAPSULES



**OCT. 17, 2015 • 1:00PM**

TD Stadium • London, Ont.

## QUICK FACTS:

Location: Ottawa, Ont.  
 Colours: Garnet and Grey  
 Stadium: Gee-Gees Field  
 Head Coach: Jamie Barresi  
 Career Record: 11-8  
 2014 Overall Record: 5-3

## MEDIA INFORMATION:

Football Contact: Jennifer Elliot  
 Office Phone: 613-562-5800 ext. 4343  
 Email: jennifer.elliott@uottawa.ca  
 Website: www.geegees.ca

## 2015 SCHEDULE:

Sept. 6	vs. Queens	1pm
Sept. 12	at McMaster	1pm
Sept. 19	vs. Windsor	1pm
Sept. 26	at Guelph	1pm
Oct. 3	vs. Carleton	1pm
Oct. 9	at Laurier	7pm
<b>Oct. 17</b>	<b>at Western</b>	<b>1pm</b>
Oct. 24	vs. Toronto	1pm

## ALL TIME RECORD:

All Time Record: 16-5  
 First Meeting: Western 42 at Ottawa 3 - 1966  
 2014 Meeting: Did not meet  
 Last loss: Western 19 at Ottawa 20 - 2010  
 Last 5:  
 09/14/2013 Ottawa - 27 Western - 83  
 10/20/2012 Western - 32 Ottawa - 29  
 09/17/2011 Ottawa - 13 Western - 41  
 11/13/2010 Western - 26 Ottawa - 25  
 \*103rd Yates Cup  
 09/06/2010 Western - 19 Ottawa - 20



**OCT. 24, 2015 • 1:00PM**

Ron Joyce Stadium • Hamilton, Ont.

## QUICK FACTS:

Location: Hamilton, Ont.  
 Colours: Maroon and White  
 Stadium: Ron Joyce Stadium  
 Head Coach: Stefan Ptaszek  
 Career Record: 67-26  
 2014 Overall Record: 7-1

## MEDIA INFORMATION:

Football Contact: Bill Malley  
 Office Phone: 905-525-9140 ext. 24458  
 Email: malleyw@mcmaster.ca  
 Website: www.marauders.ca

## 2015 SCHEDULE:

Aug. 30	at Toronto	1pm
Sept. 12	vs. Ottawa	1pm
Sept. 19	at Guelph	1pm
Sept. 26	vs. York	1pm
Oct. 3	at Windsor	1pm
Oct. 8	vs. Waterloo	7pm
Oct. 17	at Waterloo	1pm
<b>Oct. 24</b>	<b>vs. Western</b>	<b>1pm</b>

## ALL TIME RECORD:

All Time Record: 45-15-1  
 First Meeting: Western 9 McMaster 6 - 1952  
 2014 Meeting: Western 32 at McMaster 29  
 Last loss: Western 29 vs. McMaster 32 - 2014  
 Last 5:  
 10/04/2014 McMaster - 32 Western - 29  
 11/02/2013 McMaster - 3 Western - 32  
 \*OUA Semi-Final  
 09/07/2013 Western - 58 McMaster - 15  
 10/03/2012 Western - 28 McMaster - 42  
 \*OUA Semi-Final  
 09/29/2012 McMaster - 33 Western - 27



## 2015 PLAYOFF SCHEDULE

Saturday, October 31  
 OUA Quarter-Finals (#5 @ #4)  
 OUA Quarter-Finals (#6 @ #3)  
  
 Saturday, November 7  
 OUA Semi-Finals (Lowest @ #1)  
 OUA Semi-Finals (Second Lowest @ #2)  
  
 Saturday, November 14  
 OUA Yates Cup



Saturday, November 21  
 Uteck Bowl – CWUAA @ AUS  
 Mitchell Bowl – RESQ @ OUA

Saturday, November 28  
 Vanier Cup

**2015**  
**RETURNING**  
**PLAYERS**

# RETURNING PLAYER PROFILE

## 2 STEVENSON BONE

**POSITION:** QUARTERBACK  
**ELIGIBILITY:** 3  
**HOMETOWN:** DARIEN, CT.

**HEIGHT:** 6-0      **WEIGHT:** 185  
**PROGRAM:** SOCIAL SCIENCE  
**LAST TEAM:** VANIER COLLEGE

**2014:** Played in six regular season games and two playoff games...Regular season: Completed 42 of 48 passes for 702 yards and six touchdowns, two interceptions, 26 rushes for 172 yards...Playoffs: Completed 23 of 55 passes for 345 yards and two touchdowns, two interceptions, 18 rushes for 144 yards...

**2013:** Played in two regular season games...Regular Season: Completed two of five attempted passes for 40 yards, one interception, three rushes for 30 yards and one touchdown...

**2012:** Joined from the London Beekeepers...Son of former Mustangs quarterback and Hec Crighton winner Jamie Bone...His sister Robin Bone competes for the Mustangs Track and Field team...



### SINGLE GAME HIGHS

**Completions:**

19 – Oct. 9, 2014 vs. Laurier

**Attempts:**

25 – Oct. 9, 2014 vs. Laurier

**Completion %:**

100% – Oct. 4, 2014 vs. McMaster

**Yards:**

285 – Oct. 9, 2014 vs. Laurier

**TD Passes:**

3 - Oct. 9, 2014 vs. Laurier

**Interceptions:**

2 – Nov. 1, 2014 vs Laurier

**Rushes:**

12 – Nov. 8, 2014 at Guelph

**Rushing Yards:**

87 – Nov. 8, 2014 at Guelph

**TD:**

1 – Achieved on two occasions

### CAREER STATS

**Regular Season Passing**

GP	COMP	ATT	PCT	YDS	YDS/GM	YDS/ATT	TD	INT	LG
8	44	63	69.8%	742	92.8	11.8	6	3	50

**Regular Season Rushing**

GP	RUSH	YDS	YDS/GM	AVG.	TD	LG	FUM	LOST
8	29	202	25.3	7.0	3	47	-	-

**Playoffs Passing**

GP	COMP	ATT	PCT	YDS	YDS/GM	YDS/ATT	TD	INT	LG
2	23	55	41.80%	345	172.5	6.3	2	2	51

**Playoffs Rushing**

GP	RUSH	YDS	YDS/GM	AVG.	TD	LG	FUM	LOST
2	18	144	72	8	0	25	1	-



# RETURNING PLAYER PROFILE



## 4 WILL FINCH

**POSITION:** QUARTERBACK  
**ELIGIBILITY:** 4  
**HOMETOWN:** BURLINGTON, ONT.

**HEIGHT:** 6-3  
**PROGRAM:** SOCIAL SCIENCE  
**WEIGHT:** 215  
**LAST TEAM:** NELSON LORDS HIGH SCHOOL

**2014:** Played in seven regular season games...Regular Season: Completed 127 of 188 passes for 1,762 yards and 14 touchdowns with seven interceptions. 61 rushes for 409 yards and five touchdowns, four fumbles... Named an OUA second-team All-Star...

**2013:** Played in all eight regular season games and three playoff games...Regular season: Completed 191 of 274 passes for 3,047 yards and 21 touchdowns, with six interceptions, 62 rushes for 605 yards and five touchdowns...Playoffs: Completed 48 of 78 passes for 576 yards and three touchdowns...Set new OUA records with 3,047 passing yards, and a 69.7 completion percentage...2013 OUA MVP...OUA nominee for CIS Hec Crighton Trophy... OUA First-Team All-Star...Western Mustangs Male Athlete of the Year...

**2012:** Joined the Mustangs from Nelson High School...Played in seven regular season games and two playoff games...Regular Season: Completed 49 of 89 attempted passes for 818 yards and five TDs, five interceptions, 34 rushes for 286 yards and three TDs, one fumble...Playoffs: Completed 44 of 66 attempted passes for 634 yards and six touchdowns, four interceptions...

### AWARDS:

- OUA Most Valuable Player (2013)
- OUA Second Team All-Star (2014)
- OUA First Team All-Star (2013)
- CIS Second Team All-Canadian (2013)
- Western Male Athlete of the Year (2013)

## SINGLE GAME HIGHS

### Completions:

32 - Oct. 19, 2013 vs. York

### Attempts:

48 - Oct. 19, 2013 vs. York

### Completion %:

84 - Sept. 6, 2014 at York

### Yards:

547 - Oct. 19, 2013 vs. York

### TD Passes:

5 - Sept. 7, 2013 at McMaster

### Interceptions:

4 - Sept. 20, 2014 vs. Toronto

### Rushes:

17 - Oct. 20, 2012 at Ottawa

### Rushing Yards:

136 - Oct. 20, 2012 at Ottawa

### Rushing TDs:

2 - Sept. 20, 2014 vs. Toronto

## CAREER STATS

### Regular Season Passing

GP	COMP	ATT	PCT	YDS	YDS/GM	YDS/ATT	TD	INT	LG
22	367	551	66.7	5,627	255.8	10.2	40	18	80

### Regular Season Rushing

GP	RUSH	YDS	YDS/GM	AVG.	TD	LG	FUM	LOST
22	157	1,014	46.1	6.5	13	33	12	7

### Playoffs Passing


GP	COMP	ATT	PCT	YDS	YDS/GM	YDS/ATT	TD	INT	LG
5	92	144	63.9	1,210	242	8.4	9	6	51

### Playoffs Rushing

GP	RUSH	YDS	YDS/GM	AVG.	TD	LG	FUM	LOST
5	43	256	51.2	6.0	0	31	1	1



# RETURNING PLAYER PROFILE



## 5 ALEX TAYLOR

**POSITION:** RUNNING BACK  
**ELIGIBILITY:** 2  
**HOMETOWN:** WINNIPEG, MAN.

**HEIGHT:** 5-10      **WEIGHT:** 207  
**PROGRAM:** KINESIOLOGY  
**LAST TEAM:** ST. PAUL'S C.H.S.

**2014:** Joined the Mustangs from St. Paul's C.H.S...Played in three regular season games and two playoff games...Regular Season: 22 rushes for 220 yards and two touchdowns, two fumbles, made six kickoff returns for 168 yards...Playoffs: 16 rushes for 65 yards, 12 kickoff returns for 235 yards... Named to the OUA All-Rookie team...

### AWARDS:

- OUA All-Rookie Team (2014)

## SINGLE GAME HIGHS

### Rushes:

8 - Sept. 27, 2014 at Waterloo

### Yards:

95 - Sept. 27, 2014 at Waterloo

### Yards per attempt:

11.9 - Sept. 27, 2014 at Waterloo

### TD:

1 - Achieved on two occasions

## CAREER STATS

### Regular Season Rushing

GP	RUSH	YDS	YDS/GM	AVG.	TD	LG	FUM	LOST
3	22	250	31.3	9.6	1	64	1	0

### Playoffs Rushing

GP	RUSH	YDS	YDS/GM	AVG.	TD	LG	FUM	LOST
2	16	65	32.5	4.1	0	13	0	0



# RETURNING PLAYER PROFILE



# 6 RENATO ROSSI

**POSITION:** LINEBACKER

**ELIGIBILITY:** 4

**HOMETOWN:** STONEY CREEK, ONT.

**HEIGHT:** 6-0

**PROGRAM:** KING'S COLLEGE

**LAST TEAM:** BISHOP RYAN C.H.S.

**WEIGHT:** 213

**2014:** Played in eight regular season games and two playoff games...Regular season: Recorded 6.5 total tackles, five solo, three assists on tackles...Playoffs: 2.5 total tackles, two solo, one assist on tackles...

**2013:** Played in four regular season games...Regular Season: 6.5 total tackles, six solo, one assist on tackles...

**2012:** Joined the Mustangs from Bishop Ryan Catholic Secondary School...Played in two regular season games and one playoff game...Regular Season: four total tackles, two solo, four assists on tackles...

## SINGLE GAME HIGHS

**Solo tackles:**

3 – Aug. 25, 2013 at Toronto

**Total tackles:**

4 – Oct. 13, 2012 vs Laurier

## CAREER STATS

### Regular Season Defence

GP	TKL	AST	TOT	TKL/G	SCK	YDS	TFL
14	13	8	17	1.2	-	-	-
YDS	FF	FR	YDS	INT	YDS	BRUP	BLK
-	-	-	-	-	-	-	-

### Playoffs Defence

GP	TKL	AST	TOT	TKL/G	SCK	YDS	TFL
2	2	1	2.5	1.75	-	-	-
YDS	FF	FR	YDS	INT	YDS	BRUP	BLK
-	-	-	-	-	-	-	-



# RETURNING PLAYER PROFILE



## 7 RICKY OSEI-KUSI

**POSITION:** DEFENSIVE END  
**ELIGIBILITY:** 5  
**HOMETOWN:** BRAMPTON, ONT.

**HEIGHT:** 6-1      **WEIGHT:** 228  
**PROGRAM:** KING'S COLLEGE  
**LAST TEAM:** ST. MARGUERITE D'YOUVILLE

**2014:** OUA First Team All-Star, CIS Second Team All-Canadian...Played in eight regular season games and two playoff games...Regular Season: Recorded 30 total tackles, 21 solo, 18 assists on tackles, 4.5 sacks, 10.5 tackles for losses for 64 yards...Playoffs: Seven total tackles, six solo, two assists on tackles, one sack...

**2013:** OUA Second Team All-Star...Played in seven regular season games and three playoff games...Regular season: 16 total tackles, 15 solo, two assists on tackles, 4.0 sacks, four tackles for loss for 37 yards...Playoffs: 9.5 tackles, seven solo, five assists on tackles, one tackle for loss...Played in 2014 CIS East West Bowl and recorded 1.5 tackles...

**2012:** Played in all eight regular season games and two playoff games...Regular season: 27 total tackles, 23 solo, eight assists on tackles, 4.0 total sacks, eight tackles for loss for 39 yards...Playoffs: 12 tackles, 11 solo, two assists on tackles, 4.0 sacks, eight tackles for loss for 39 yards

**2011:** Joined the Mustangs from St. Marguerite d'Youville Secondary School...Played in six regular season games and two playoff games...Regular season: 10 tackles, seven solo, six assists on tackles, two tackles for losses for 10 yards...Playoffs: one tackle, one solo...

### AWARDS:

• CIS Second Team All-Canadian (2014) • OUA First Team All-Star (2014) • OUA Second Team All-Star (2013)

## SINGLE GAME HIGHS

### Solo tackles:

8 – Oct. 18, 2014 at Guelph

### Total tackles:

8 – Oct. 18, 214 at Guelph

### Sacks:

1.5 – Sept. 27, 2014 at Waterloo

## CAREER STATS

### Regular Season Defence

GP	TKL	AST	TOT	TKL/G	SCK	YDS	TFL
29	65	34	82	2.8	13	111	24.5
YDS	FF	FR	YDS	INT	YDS	BRUP	BLK
143	4	2	0	-	-	11	-

### Playoffs Defence

GP	TKL	AST	TOT	TKL/G	SCK	YDS	TFL
9	25	9	29.5	3.3	1.5	5	3
YDS	FF	FR	YDS	INT	YDS	BRUP	BLK
10	-	-	-	-	-	-	-



# RETURNING PLAYER PROFILE



## 8 JESSE MCNAIR

**POSITION:** DEFENSIVE BACK  
**ELIGIBILITY:** 3  
**HOMETOWN:** LONDON, ONT.

**HEIGHT:** 5-11      **WEIGHT:** 186  
**PROGRAM:** BMOS  
**LAST TEAM:** ST. THOMAS AQUINAS

**2014:** Played in four regular season games...Regular season: Recorded 17.5 total tackles, 14 solo, seven assists on tackles, one sack, one tackle for loss for 5 yards...

**2013:** Joined the Mustangs from St. Thomas Aquinas Catholic Secondary School...Played in all eight regular season games and three playoff games...started in three regular season games and one playoff contest ... Regular season: 22 total tackles, 18 solo, eight assists on tackles, one interception, two Broken up passes... Playoffs: 10.5 total tackles, eight solo, five assists on tackles, one interception...Named to OUA All-Rookie Team...

### AWARDS:

- OUA All-Rookie Team (2013)

## SINGLE GAME HIGHS

### Solo tackles:

5 – Sept. 28, 2014 vs Queen's

### Total tackles:

6 – Achieved on three occasions

### Sacks:

1 – Sept. 13, 2014 at Queen's

## CAREER STATS

### Regular Season Defence

GP	TKL	AST	TOT	TKL/G	SCK	YDS	TFL
12	32	15	39.5	3.3	1	5	1.5
YDS	FF	FR	YDS	INT	YDS	BRUP	BLK
10	-	-	-	1	22	4	-

### Playoffs Defence

GP	TKL	AST	TOT	TKL/G	SCK	YDS	TFL
3	8	5	10.5	3.5	-	-	-
YDS	FF	FR	YDS	INT	YDS	BRUP	BLK
-	-	-	-	1	20	1	-



# RETURNING PLAYER PROFILE



## 9 MALCOLM BROWN

**POSITION:** DEFENSIVE BACK  
**ELIGIBILITY:** 4  
**HOMETOWN:** LONDON, ONT.

**HEIGHT:** 6-0      **WEIGHT:** 190  
**PROGRAM:** KING'S COLLEGE  
**LAST TEAM:** H.B. BEAL SECONDARY SCHOOL

**2014:** Played in eight regular season games and two playoff games...Regular season: 23.5 total tackles, 22 solo, three assists on tackles, 1.5 tackles for loss for two yards, one interception for five yards, one broken up pass, four punt returns for 151 yards...Playoffs: 7.5 total tackles, seven solo, two assists on tackles...

**2013:** Played in all eight regular season games and three playoff games...Regular season: 27 total tackles, 21 solo, 12 assists on tackles, two interceptions, three Broken up passes...Playoffs: four total tackles, two solo, one assist on tackles, two interceptions, three broken up passes...

**2012:** Joined Mustangs from H.B. Beal Secondary School...Played in seven regular season games and two playoff games...Regular season: 8.5 total tackles, eight solo, one assist on tackles...Playoffs: 0.5 tackles, one assist on tackles, two broken up passes...

## SINGLE GAME HIGHS

**Solo tackles:**  
 6 – Achieved on three occasions

**Total tackles:**  
 7.5 – Sept. 28, 2013 vs Queen's

## CAREER STATS

### Regular Season Defence

GP	TKL	AST	TOT	TKL/G	SCK	YDS	TFL
23	51	16	59	2.6	-	-	1.5
YDS	FF	FR	YDS	INT	YDS	BRUP	BLK
2	-	2	59	3	0	10	-

### Playoffs Defence

GP	TKL	AST	TOT	TKL/G	SCK	YDS	TFL
7	10	4	12	1.7	-	-	-
YDS	FF	FR	YDS	INT	YDS	BRUP	BLK
-	-	-	-	-	-	2	-



# RETURNING PLAYER PROFILE



## 10 JEAN-GABRIEL POULIN

**POSITION:** LINEBACKER

**ELIGIBILITY:** 2

**HOMETOWN:** ST. NICHOLAS, QUE.

**HEIGHT:** 6-1

**PROGRAM:** KING'S COLLEGE

**LAST TEAM:** VANIER COLLEGE

**WEIGHT:** 216

**2014:** Joined the Mustangs from Vanier College...Played in six regular season games and one playoff game... Regular season: 16.5 total tackles, 10 solo, 13 assists on tackles, one sack...Playoffs: one total tackle, two assists on tackles...Named to the OUA All-Rookie Team...

### AWARDS:

- OUA All-Rookie Team (2014)

## SINGLE GAME HIGHS

### Solo Tackles:

6 – Sept. 13, 2014 at Queen's

### Total tackles:

7.5 – Sept. 13, 2014 at Queen's

### Sacks:

1 – Sept. 20, 2014 vs Toronto

## CAREER STATS

### Regular Season Defence


GP	TKL	AST	TOT	TKL/G	SCK	YDS	TFL
6	10	13	16.5	2.8	1	9	1.5
YDS	FF	FR	YDS	INT	YDS	BRUP	BLK
3	-	-	-	-	-	-	-

### Playoffs Defence

GP	TKL	AST	TOT	TKL/G	SCK	YDS	TFL
1	0	2	1	1	-	-	-
YDS	FF	FR	YDS	INT	YDS	BRUP	BLK
-	-	-	-	-	-	-	-



# RETURNING PLAYER PROFILE



## GEORGE JOHNSON

**POSITION:** RECEIVER

**ELIGIBILITY:** 4

**HOMETOWN:** LONDON, ONT.

**HEIGHT:** 6-3

**PROGRAM:** KING'S COLLEGE

**LAST TEAM:** CATHOLIC CENTRAL C.H.S.

**WEIGHT:** 188

**2014:** Played in eight regular season games and two playoff games...Regular season: Caught 24 passes for 326 yards and two touchdowns...Playoffs: Caught one pass for 24 yards... Player in 11 games for Western's Men's Basketball team, averaging 3.3 points and 1.5 rebounds per game...

**2013:** Played in all eight regular season games and three playoff games...Regular season: 60 receptions, 982 receiving yards (led the OUA), five touchdowns...Playoffs: Caught seven passes for 80 yards...OUA First Team All-Star...CIS First Team All-Canadian...Played 12 games for Western's Men's Basketball team averaging 5.8 points and 2.2 rebounds per game

**2012:** Joined Mustangs from Catholic Central...Played in three regular season games and one playoff game...Started 12 games for the Western Men's Basketball team averaging 6.9 points and 1.9 rebounds per game...Named to the OUA West Men's Basketball All-Rookie Team

### AWARDS:

- CIS First Team All-Canadian (2013)
- OUA West Men's Basketball All-Rookie Team (2012-13)

- OUA First Team All-Star (2013)

## SINGLE GAME HIGHS

### Receptions:

13 – Oct. 19, 2013 vs. York

### Yards:

137 – Oct. 4, 2014 vs. McMaster

### Yards/Reception:

19.6 – Oct. 4, 2014 vs. McMaster

### TD:

1 – Achieved on two occasions

## CAREER STATS

### Regular Season Receiving

GP	REC	REC/G	YDS	YDS/G	AVG	TD	LG
19	84	4.4	1,308	68.8	15.6	7	80

### Playoffs Receiving

GP	REC	REC/G	YDS	YDS/G	AVG	TD	LG
4	8	2	104	26	13	0	37



# RETURNING PLAYER PROFILE



## 13 CRAIG HINSCHBERGER

**POSITION:** DEFENSIVE BACK  
**ELIGIBILITY:** 1  
**HOMETOWN:** LONDON, ONT.

**HEIGHT:** 6-1  
**PROGRAM:** BMOS  
**LAST TEAM:** MOTHER THERESA C.H.S.

**2014:** Joined the Mustangs from Mother Teresa High School and the London Junior Mustangs... Played for Team Ontario 2013... Canada Cup All-Star...TVRAA All-Star

### SINGLE GAME HIGHS

### CAREER STATS



# RETURNING PLAYER PROFILE



## 14 JOSH BEACH

**POSITION:** QUARTERBACK  
**ELIGIBILITY:** 2  
**HOMETOWN:** ANCASTER, ONT.

**HEIGHT:** 6-4  
**PROGRAM:** SOCIAL SCIENCE  
**LAST TEAM:** PICKERING DOLPHINS

**2014:** Dressed for two playoff games...Named the Ontario Football Conference Offensive Player of the Year while playing for the London Beefeaters

**2011:** Joined the Mustangs from the Pickering Dolphins as a GTA All-Star...

### SINGLE GAME HIGHS

### CAREER STATS



# RETURNING PLAYER PROFILE



## 16 MATT UREN

**POSITION:** RECEIVER

**ELIGIBILITY:** 4

**HOMETOWN:** LONDON, ONT.

**HEIGHT:** 5-9

**WEIGHT:** 182

**PROGRAM:** GRADUATE STUDIES

**LAST TEAM:** ST. THOMAS AQUINAS

**2014:** Played in five regular season games and one playoff game...Regular season: 14 rushes for 153 yards and one touchdown, caught 18 passes for 212 yards and five touchdowns...

**2013:** Played in four regular season games and three playoff games...Regular Season: Received 17 passes for 254 yards and one touchdown...Playoffs: 13 rushes for 121 yards, caught 13 passes for 185 yards and two touchdowns...Won the Dalt White Trophy as Yates Cup MVP...

**2012:** Played in eight regular season games and two playoff games...Regular Season: 17 rushes for 163 yards, caught 24 passes for 334 yards and two touchdowns, two total tackles...Playoffs: five rushes for 42 yards, caught 14 passes for 242 yards and five touchdowns...Tied OUA/CIS record with four receiving touchdowns in quarterfinal win over Windsor

**2011:** Joined the Mustangs from St. Thomas Aquinas...Played in one regular season game...

### AWARDS:

- Yates Cup MVP (2013)

## SINGLE GAME HIGHS

### Receptions:

10 – Oct. 19, 2013 vs. York

### Yards:

170 - Oct. 19, 2013 vs. York

### Yards/Reception:

20.7 - Sept. 27, 2014 at Waterloo

### TD:

2 – Achieved on two occasions

## CAREER STATS

### Regular Season Receiving

GP	REC	REC/G	YDS	YDS/G	AVG	TD	LG
18	59	3.3	800	44.4	13.6	8	55

### Playoffs Receiving

GP	REC	REC/G	YDS	YDS/G	AVG	TD	LG
5	22	4.4	351	70.2	16	3	51



# RETURNING PLAYER PROFILE



## 17 YANNICK HAROU

**POSITION:** RUNNING BACK  
**ELIGIBILITY:** 4  
**HOMETOWN:** GATINEAU, QUE.

**HEIGHT:** 5-10      **WEIGHT:** 183  
**PROGRAM:** KING'S COLLEGE  
**LAST TEAM:** ST. ANDREW'S COLLEGE

**2014:** Played in eight regular season games and two playoff games...Regular season: 84 rushes for 680 yards and four touchdowns, three fumbles, caught three passes for 21 yards, 22 punt returns for 219 yards... Playoffs: 43 rushes for 272 yards and one touchdown, caught one pass for seven yards, three punt returns for 18 yards...Named an OUA First Team All-Star...

**2013:** Played in seven regular season games and three playoff games...Regular Season: 80 rushes for 475 rushing yards and eight touchdowns, caught five passes for 57 yards...Playoffs: 57 rushes for 297 yards and four touchdowns, caught four passes for 21 yards...

**2012:** Joined the Mustangs from St. Andrew's College...Played in eight regular season games and two playoff games...Regular Season: 73 rushes for 493 yards and four touchdowns, two fumbles...Playoffs: 28 rushes for 181 yards and two touchdowns...Winner of the Norm Marshall Trophy for OUA Football Rookie of the Year...

### AWARDS:

- OUA First Team All-Star (2014)
- OUA Rookie of the Year (2012)

## SINGLE GAME HIGHS

### Rush:

28 – Sept. 28, 2013 vs Queen's

### Yards:

209 – Oct. 25, 2014 vs Windsor

### Yards per attempt:

13 – Sept. 27, 2014 at Waterloo

### TD:

3 – Sept. 21, 2013 at Laurier

## CAREER STATS

### Regular Season Rushing


GP	RUSH	YDS	YDS/GM	AVG.	TD	LG	FUM	LOST
23	237	1648	71.7	7.0	16	50	8	4

### Playoffs Rushing

GP	RUSH	YDS	YDS/GM	AVG.	TD	LG	FUM	LOST
7	128	769	109.9	6	7	38	-	-



# RETURNING PLAYER PROFILE



# 18 MATT BRAZIER

**POSITION:** RECEIVER

**ELIGIBILITY:** 5

**HOMETOWN:** LONDON, ONT.

**HEIGHT:** 6-1

**WEIGHT:** 182

**PROGRAM:** GRADUATE STUDIES

**LAST TEAM:** SAUNDERS S.S.

**2014:** Played in eight regular season games and two playoff games...Regular season: Caught two passes for 47 yards and one touchdown, completed two kickoff returns for three yards, one solo tackle...Playoffs: Caught one pass for 12 yards...

**2013:** Played in six regular season games and three playoff games...Regular Season: caught seven passes for 69 receiving yards...Played in 2014 CIS East West Bowl...

**2012:** Played in seven regular season games and two playoff games...Regular Season: Caught 18 passes for 249 yards...Playoffs: Caught five passes for 36 yards...Added to the International Federation of American Football's (IFAF) 19-U World Team...

**2011:** Joined the Mustangs from Saunders Secondary School...Played in one regular season game...Regular Season: Caught five passes for 69 yards...

## SINGLE GAME HIGHS

### Receptions:

5 – Achieved on two occasions

### Yards:

69 – Oct. 22, 2011 at Queen's

### Yards/Reception:

42 – Sept. 27, 2014 at Waterloo

### TD:

1 – Sept. 27, 2014 at Waterloo

## CAREER STATS

### Regular Season Receiving

GP	REC	REC/G	YDS	YDS/G	AVG	TD	LG
24	32	1.3	434	18.1	13.6	1	42

### Playoffs Receiving

GP	REC	REC/G	YDS	YDS/G	AVG	TD	LG
6	8	1.3	78	13	9.75	0	16



# RETURNING PLAYER PROFILE



## 19 KARL LOEBUS

**POSITION:** DEFENSIVE BACK

**ELIGIBILITY:** 2

**HOMETOWN:** DORCHESTER, ONT.

**HEIGHT:** 5-11

**WEIGHT:** 184

**PROGRAM:** KING'S COLLEGE

**LAST TEAM:** REGINA MUNDI C.H.S.

**2014:** Played in four regular season games and two playoff games...Regular season: 2.5 total tackles, two solo, one assist on tackles, one broken up pass...

### SINGLE GAME HIGHS

**Solo Tackles:**

2 – Oct. 25, 2014 vs Windsor

**Total tackles:**

2.5 – Oct. 25 vs. Windsor

### CAREER STATS

Regular Season Defence

GP	TKL	AST	TOT	TKL/G	SCK	YDS	TFL
4	2	1	2.5	.6	-	-	0
YDS	FF	FR	YDS	INT	YDS	BRUP	BLK
-	-	-	-	-	-	1	-



# RETURNING PLAYER PROFILE



## 20 CHRISTIAAN COLLARILE

**POSITION:** DEFENSIVE BACK

**ELIGIBILITY:** 2

**HOMETOWN:** MISSISSAUGA, ONT.

**HEIGHT:** 6-1

**PROGRAM:** KINESIOLOGY

**LAST TEAM:** MISSISSAUGA WARRIORS

**WEIGHT:** 200

**2013:** Played in four regular season games...Regular Season: Seven total tackles, six solo, two assists on tackles, one broken up pass...

**2011:** Joined the Mustangs from St. Marcellinus Secondary School...

### SINGLE GAME HIGHS

**Solo tackles:**

3 - Sept. 21, 2013 at Laurier

**Total tackles:**

3 - Achieved on two occasions

### CAREER STATS

Regular Season Defence

GP	TKL	AST	TOT	TKL/G	SCK	YDS	TFL
4	6	2	7	1.8	-	-	-
YDS	FF	FR	YDS	INT	YDS	BRUP	BLK
-	-	-	-	-	-	1	-



# RETURNING PLAYER PROFILE



## 21 KALVIN JOHNSON

**POSITION:** DEFENSIVE BACK  
**ELIGIBILITY:** 5  
**HOMETOWN:** BRAMPTON, ONT.

**HEIGHT:** 5-9  
**PROGRAM:** KING'S COLLEGE  
**WEIGHT:** 174  
**LAST TEAM:** ST. MARGUERITE D'YOUVILLE

**2014:** Played in six regular season games and one playoff game...Regular season: 16 total tackles, 13 solo, six assists on tackles, 1.5 tackles for losses for 4 yards, two interceptions for one touchdown, nine broken up passes...Playoffs: One total tackle, one solo...OUA Second Team All-Star...

**2013:** Played in seven regular season games and two playoff games... Regular Season: 11.5 total tackles, nine solo, five assists on tackles, one interception, one TFL, broke up three passes...Playoffs: four total tackles, four solo, one broken up pass...Played in 2014 CIS East West Bowl...

**2012:** Played in four regular season games and two playoff games...Regular Season: 9.5 total tackles, eight solo, three assists on tackles...Playoffs: 0.5 total tackles, one assist on tackles...

**2011:** Joined the Mustangs from St. Marguerite D'Youville Secondary School...Played in six regular season games...9 total tackles, nine solo...Selected to the International Federation of American Football's (IFAF) 2011 World Team...

### AWARDS:

- OUA Second Team All-Star (2014)
- CIS East West Bowl (2014)

## SINGLE GAME HIGHS

### Solo tackles:

5 – Oct. 4, 2014 vs Laurier

### Total tackles:

6.5 – Oct. 4, 2014 vs McMaster

## CAREER STATS

### Regular Season Defence

GP	TKL	AST	TOT	TKL/G	SCK	YDS	TFL
25	39	14	46	1.8	-	-	2
YDS	FF	FR	YDS	INT	YDS	BRUP	BLK
5	-	-	-	3	42	12	-

### Playoffs Defence

GP	TKL	AST	TOT	TKL/G	SCK	YDS	TFL
3	5	1	5.5	1.8	-	-	-
YDS	FF	FR	YDS	INT	YDS	BRUP	BLK
-	-	-	-	-	-	1	-



# RETURNING PLAYER PROFILE

## 22 MYLES ROMBOUGH

**POSITION:** RUNNING BACK  
**ELIGIBILITY:** 3  
**HOMETOWN:** LONDON, ONT.

**HEIGHT:** 6-0      **WEIGHT:** 201  
**PROGRAM:** KING'S COLLEGE  
**LAST TEAM:** CATHOLIC CENTRAL C.H.S.

**2014:** Played in eight regular season games and two playoff games...Regular season: 19 rushes for 140 yards, one fumble, one kickoff return for eight yards, 4.5 total tackles, four solo, one assist on tackles... Playoffs: Three kickoff returns for 64 yards, one total tackle, one solo...

**2013:** Joined the Mustangs from Catholic Central Secondary School...Played in three regular season games and three playoff games...Regular Season: six rushes for 47 yards and caught one pass for nine yards... Playoffs: five rushes for 21 yards...Also competed for the Mustangs Track & Field team...



### SINGLE GAME HIGHS

**Rushes:**

10 – Sept. 6, 2014 at York

**Yards:**

75 – Sept. 6, 2014 at York

**Yards per attempt:**

9 – Oct. 19, 2013 vs York

### CAREER STATS

#### Regular Season Rushing

GP	RUSH	YDS	YDS/GM	AVG.	TD	LG	FUM	LOST
11	25	187	17.0	7.5	0	26	1	0

#### Playoffs Rushing

GP	RUSH	YDS	YDS/GM	AVG.	TD	LG	FUM	LOST
5	5	21	4.2	4.2	0	9	-	-



# RETURNING PLAYER PROFILE



## 23 ADAM SINCLAIR

**POSITION:** RUNNING BACK  
**ELIGIBILITY:** 3  
**HOMETOWN:** LONDON, ONT.

**HEIGHT:** 5-11 **WEIGHT:** 197  
**PROGRAM:** SCIENCE  
**LAST TEAM:** LONDON JUNIOR MUSTANGS

**2014:** Played in eight regular season games and two playoff games...Regular season: 26 rushes for 250 yards and one touchdown, one fumble, caught 16 passes for 186 yards and three touchdowns, completed six kickoff returns for 176 yards, 3.5 total tackles, three solo, one assist on tackles...Playoffs: Three rushes for 15 yards and one touchdown, caught two passes for 15 yards...

**2013:** Joined the Mustangs from Mother Teresa Catholic Secondary School...Played in six regular season games...Regular Season: 33 rushes for 278 yards, five touchdowns and one fumble, caught 17 passes for 237 receiving yards and two touchdowns, three kick returns for 74 yards...

### SINGLE GAME HIGHS

**Receptions:**

7 – Sept. 21, 2013 at Laurier

**Yards:**

92 – Sept. 14, 2013 vs Ottawa

**Yards per reception:**

20.7 – Oct. 4, 2014 vs McMaster

**TD:**

2 – Oct. 18, 2014 at Guelph

**Rush:**

11 – Achieved on two occasions

**Yards:**

114 – Sept. 2, 2013 vs Carleton

**Yards per attempt:**

27.7 – Sept. 20, 2014 vs Toronto

**TD:**

2 – Sept. 2, 2013 vs Carleton

### CAREER STATS

**Regular Season Rushing**

GP	RUSH	YDS	YDS/GM	AVG.	TD	LG	FUM	LOST
14	59	528	37.7	8.9	6	64	2	1

**Regular Season Receiving**

GP	REC	REC/G	YDS	YDS/G	AVG	TD	LG
14	33	2.4	423	30.2	12.8	5	38

**Playoffs Rushing**

GP	RUSH	YDS	YDS/GM	AVG.	TD	LG	FUM	LOST
2	3	15	7.5	5	1	8	-	-

**Playoffs Receiving**

GP	REC	REC/G	YDS	YDS/G	AVG	TD	LG
2	2	1	15	7.5	5	1	11



# RETURNING PLAYER PROFILE



## 24 NICK VANIN

**POSITION:** LINEBACKER

**ELIGIBILITY:** 2

**HOMETOWN:** LONDON, ONT.

**HEIGHT:** 6-2

**WEIGHT:** 218

**PROGRAM:** MEDICAL SCIENCE

**LAST TEAM:** CATHOLIC CENTRAL C.H.S.

**2014:** Regular Season: Played in five games to record four solo tackles and one assisted tackle...

**2013:** Joined the Mustangs from Catholic Central and the Jr. Mustangs as a TVRAA All-Star...

### SINGLE GAME HIGHS

**Solo tackles:**

2 - Oct. 9, 2014 vs Laurier

**Total tackles:**

2.5 - Oct. 9, 2014 vs Laurier

### CAREER STATS

#### Regular Season Defence

GP	TKL	AST	TOT	TKL/G	SCK	YDS	TFL
5	4	1	4.5	.9	-	-	0
YDS	FF	FR	YDS	INT	YDS	BRUP	BLK
-	-	-	-	-	-	-	-



# RETURNING PLAYER PROFILE

## 26 MATT GRUNIGER

**POSITION:** DEFENSIVE BACK  
**ELIGIBILITY:** 2  
**HOMETOWN:** LONDON, ONT.

**HEIGHT:** 6-0      **WEIGHT:** 181  
**PROGRAM:** KING'S COLLEGE  
**LAST TEAM:** LONDON JUNIOR MUSTANGS

**2014:** Played in three regular season games...Regular season: Two total tackles, two solo...



### SINGLE GAME HIGHS

**Solo tackles:**  
 2 – Sept. 20, 2014 vs Toronto

**Total tackles:**  
 2 – Sept. 20, 2014 vs Toronto

### CAREER STATS

#### Regular Season Defence

GP	TKL	AST	TOT	TKL/G	SCK	YDS	TFL
3	2	0	2	.7	-	-	0

YDS	FF	FR	YDS	INT	YDS	BRUP	BLK
-	-	-	-	-	-	-	-



# RETURNING PLAYER PROFILE



## 27 MACKENZIE FERGUSON

**POSITION:** DEFENSIVE BACK  
**ELIGIBILITY:** 1  
**HOMETOWN:** LONDON, ONT.

**HEIGHT:** 5-10      **WEIGHT:** 160  
**PROGRAM:** KINESIOLOGY  
**LAST TEAM:** LONDON JR. MUSTANGS

**2013:** Joined the Mustangs from Banting High School and the London Junior Mustangs... Played for Team Ontario 2013... An OVFL All-Star and TVRAA All-Star...

### SINGLE GAME HIGHS

### CAREER STATS



# RETURNING PLAYER PROFILE



## 28 TOM MARSHALL

**POSITION:** RUNNING BACK  
**ELIGIBILITY:** 4  
**HOMETOWN:** LONDON, ONT.

**HEIGHT:** 5-10 **WEIGHT:** 203  
**PROGRAM:** SOCIAL SCIENCE  
**LAST TEAM:** MOTHER TERESA C.H.S.

**2014:** Played in seven regular season games and two playoff games...Regular season: 5 rushes for 50 yards and one touchdown, caught 11 passes for 90 yards and one touchdown...Playoffs: Caught one pass for seven yards...

**2013:** Played in all eight regular season games and three playoff games...Regular Season: nine rushes for 60 yards and one touchdown, Caught 19 passes for 267 receiving yards and three touchdowns...Playoffs: two rushes for 10 yards, caught two passes for 13 yards...

**2012:** Joined the Mustangs from Mother Teresa Catholic Secondary School...Played in six regular season games and two playoff games...Regular Season: two rushes for 16 yards and one touchdown, caught three passes for 42 yards...Playoffs: Caught 3 passes for 26 yards...Son of head coach Greg Marshall, brother of former players Brian Marshall and Donnie Marshall...

### SINGLE GAME HIGHS

**Receptions:**

6 – Sept. 7, 2013 at McMaster

**Yards:**

77 – Oct. 5, 2013 at Windsor

**Yards per reception:**

42 – Oct. 19, 2013 vs York

**TD:**

2 – Sept. 7, 2013 at McMaster

**Rushes:**

3 – Achieved on three occasions

**Yards:**

40 – Sept. 6, 2014 at York

**Yards per attempt:**

34 – Oct. 5, 2013

**TD:**

1 – Achieved on two occasions

### CAREER STATS

**Regular Season Rushing**

GP	RUSH	YDS	YDS/GM	AVG.	TD	LG	FUM	LOST
21	16	126	6.0	7.9	2	29	-	-

**Regular Season Receiving**

GP	REC	REC/G	YDS	YDS/G	AVG	TD	LG
21	33	1.6	399	19.0	12.1	4	42

**Playoffs Rushing**

GP	RUSH	YDS	YDS/GM	AVG.	TD	LG	FUM	LOST
4	2	10	2.5	5	0	6	-	-

**Playoffs Receiving**

GP	REC	REC/G	YDS	YDS/G	AVG	TD	LG
4	6	1.5	46	11.5	7.7	0	9



# RETURNING PLAYER PROFILE



## 29 CHUCK WALL

**POSITION:** RECEIVER

**ELIGIBILITY:** 2

**HOMETOWN:** HAMILTON, ONT.

**HEIGHT:** 5-10

**WEIGHT:** 175

**PROGRAM:** SOCIAL SCIENCE

**LAST TEAM:** HAMILTON PANTHERS

**2014:** Played in three regular season games and one playoff game...Regular season: two rushes for 13 yards, caught one pass for 15 yards...

### SINGLE GAME HIGHS

**Receptions:**

1 - Sept. 27, 2014 at Waterloo

**Yards:**

15 - Sept. 27, 2014 at Waterloo

**Yards/Reception:**

15 - Sept. 27, 2014 at Waterloo

### CAREER STATS

**Regular Season Receiving**

GP	REC	REC/G	YDS	YDS/G	AVG	TD	LG
3	1	0.3	15	5.0	15	0	15



# RETURNING PLAYER PROFILE



## 30 COLE MAJOROS

**POSITION:** RECEIVER

**ELIGIBILITY:** 1

**HOMETOWN:** FORT ERIE, ONT.

**HEIGHT:** 5-9

**WEIGHT:** 183

**PROGRAM:** KING'S COLLEGE

**LAST TEAM:** LAKESHORE CATHOLIC

**2014:** Joined the Mustangs from Lakeshore Catholic...Niagara AAAA All-Star

### SINGLE GAME HIGHS

### CAREER STATS



# RETURNING PLAYER PROFILE



## 31 JORDAN BEAULIEU

**POSITION:** DEFENSIVE BACK  
**ELIGIBILITY:** 2  
**HOMETOWN:** MONTREAL, QUE.

**HEIGHT:** 5-11      **WEIGHT:** 198  
**PROGRAM:** KING'S COLLEGE  
**LAST TEAM:** JOHN ABBOTT COLLEGE

**2014:** Joined the Mustangs from John Abbott College... Played in eight regular season games and two playoff games...Regular season: 17.5 total tackles, 17 solo, one assist on tackles, two sacks, two tackles for losses for 11 yards, two interceptions for 77 yards and one touchdown, one broken up pass...Playoffs: 7.5 total tackles, seven solo, one assist on tackles, one broken up pass...Named to the OUA All-Rookie Team...

### AWARDS:

- OUA All-Rookie Team (2014)

## SINGLE GAME HIGHS

### Solo tackles:

4 – Oct. 4, 2014 vs McMaster

### Total tackles:

4 – Oct. 4, 2014 vs McMaster

### Sacks:

1 – Achieved on two occasions

## CAREER STATS

### Regular Season Defence


GP	TKL	AST	TOT	TKL/G	SCK	YDS	TFL
8	17	1	17.5	2.2	2	11	2
YDS	FF	FR	YDS	INT	YDS	BRUP	BLK
11	-	-	-	2	77	1	-

### Playoffs Defence

GP	TKL	AST	TOT	TKL/G	SCK	YDS	TFL
2	7	1	7.5	3.75	-	-	-
YDS	FF	FR	YDS	INT	YDS	BRUP	BLK
-	-	1	0	-	-	1	0



# RETURNING PLAYER PROFILE



## 32 JOSH WOODMAN

**POSITION:** DEFENSIVE BACK  
**ELIGIBILITY:** 3  
**HOMETOWN:** CHATHAM, ONT.

**HEIGHT:** 6-0      **WEIGHT:** 177  
**PROGRAM:** SOCIAL SCIENCE  
**LAST TEAM:** CHATHAM-KENT COUGARS

**2014:** Played in eight regular season games and two playoff games...Regular season: Led all OUA players with five interceptions, recorded 19 total tackles, 18 solo, two assists on tackles, two tackles for losses for 10 yards, five broken up passes, one rush for 10 yards...Playoffs: 5.5 total tackles, five solo, one assist on tackles, two broken up passes...CIS Second Team All-Canadian...OUA First Team All-Star

**2013:** Played in two regular season games and three playoff games...Regular Season: one Punt return for six yards...Playoffs: 1 tackle...

**2012:** Played in one playoff game...Caught five passes for 93 yards, one fumble, one solo tackle, one FF...

### AWARDS:

• CIS Second Team All-Canadian (2014)

• OUA First Team All-Star (2014)

## SINGLE GAME HIGHS

**Solo tackles:**

5 – Oct. 18, 2014 at Guelph

**Total tackles:**

5 – Oct. 18, 2014 at Guelph

## CAREER STATS

### Regular Season Defence

GP	TKL	AST	TOT	TKL/G	SCK	YDS	TFL
10	18	2	19	1.9	-	-	2
YDS	FF	FR	YDS	INT	YDS	BRUP	BLK
10	-	-	-	5	0	5	-

### Playoffs Defence

GP	TKL	AST	TOT	TKL/G	SCK	YDS	TFL
4	6	1	6.5	1.6	-	-	-
YDS	FF	FR	YDS	INT	YDS	BRUP	BLK
-	1	-	-	-	-	2	-



# RETURNING PLAYER PROFILE



## 33 JAMES SIFAKIS

**POSITION:** FULLBACK

**ELIGIBILITY:** 5

**HOMETOWN:** MONTREAL, QUE.

**HEIGHT:** 6-0

**PROGRAM:** LAW

**LAST TEAM:** VANIER COLLEGE

**WEIGHT:** 243

**2014:** Played in seven regular season games ...Regular season: Caught one pass for 17 yards...

**2013:** Played in seven regular season games and three playoff games...Regular Season: four rushing yards, caught one pass for six receiving yards, one solo tackle...

**2012:** Played in five regular season games...4.5 total tackles, four solo, caught three passes for 35 yards...

**2011:** Joined Mustangs from Vanier College...Played in two regular season games...one solo tackle...

### SINGLE GAME HIGHS

**Rush:**

1 – Sept. 2, 2013 vs Carleton

**Yards:**

4 – Sept. 2, 2013 vs Carleton

**Yards per attempt:**

4 – Sept. 2, 2013 vs Carleton

### CAREER STATS

**Regular Season Rushing**


GP	RUSH	YDS	YDS/GM	AVG.	TD	LG	FUM	LOST
24	1	4	0.2	4	0	4	1	1

**Regular Season Receiving**

GP	REC	REC/G	YDS	YDS/G	AVG	TD	LG
24	5	0.2	58	2.4	11.6	-	17



# RETURNING PLAYER PROFILE



## 35 DAVID MACKIE

**POSITION:** FULLBACK

**ELIGIBILITY:** 2

**HOMETOWN:** JACKSONS POINT, ONT.

**HEIGHT:** 6-3

**PROGRAM:** KING'S COLLEGE

**LAST TEAM:** BILL CROTHERS S.S.

**WEIGHT:** 224

**2014:** Played in six regular season games...Regular season: Caught one pass for 15 yards, one kickoff return for 26 yards, 4.5 total tackles, three solo, three assists on tackles...

**2013:** Joined Mustangs from Bill Crothers Secondary School...Played in one regular season game...Regular Season: 0.5 total tackles, one assist on tackles...

## SINGLE GAME HIGHS

### Rush:

2 – Sept. 6, 2014 at York

### Yards:

4 – Sept. 6, 2014 at York

### Yards per attempt:

2 – Sept 6, 2014

## CAREER STATS

### Regular Season Rushing

GP	RUSH	YDS	YDS/GM	AVG.	TD	LG	FUM	LOST
6	2	4	0.7	2.0	0	4	1	0



# RETURNING PLAYER PROFILE



## 36 PRESTON HUGGINS

**POSITION:** LINEBACKER

**ELIGIBILITY:** 4

**HOMETOWN:** LONDON, ONT.

**HEIGHT:** 5-11

**WEIGHT:** 205

**PROGRAM:** KINESIOLOGY

**LAST TEAM:** LONDON FALCONS

**2014:** Played in eight regular season games and two playoff games...Regular season: 33 total tackles, 23 solo, 20 assists on tackles, one sack, five tackles for losses for 14 yards, two broken up passes...Playoffs: 12 total tackles, nine solo, six assists on tackles, one interception for 35 yards...OUA First Team All-Star... Drafted by the Hamilton Tiger-Cats (7th round, 61st overall) in the 2015 CFL Draft...

**2013:** Played in six regular season games and two playoff games...Regular Season: 10.5 total tackles, seven solo, seven assists on tackles, one TFL...Playoffs: 7.5 total tackles, seven solo, one assist on tackles, one TFL...

**2012:** Joined the Mustangs from Regina Mundi Catholic College...Played in three regular season games and one playoff game...Regular Season: four total tackles, two solo, four assists on tackles...Playoffs: one total tackle, one solo...

### AWARDS:

• OUA First Team All-Star (2014)

• CIS East West Bowl (2014)

## SINGLE GAME HIGHS

### Solo tackles:

6 – Achieved on two occasions

### Total tackles:

8 – Oct. 25, 2014 vs Windsor

### Sacks:

1 – Achieved on three occasions

## CAREER STATS

### Regular Season Defence

GP	TKL	AST	TOT	TKL/G	SCK	YDS	TFL
25	51	47	74.5	3.0	3.5	24	8.5

YDS	FF	FR	YDS	INT	YDS	BRUP	BLK
32	1	1	0	1	54	2	-

### Playoffs Defence

GP	TKL	AST	TOT	TKL/G	SCK	YDS	TFL
8	28	15	35.5	4.4	-	-	1

YDS	FF	FR	YDS	INT	YDS	BRUP	BLK
1	-	-	-	2	38	2	-



# RETURNING PLAYER PROFILE



## 39 KEVIN MARSHALL

**POSITION:** FULL BACK

**ELIGIBILITY:** 1

**HOMETOWN:** PORT MOODY, B.C.

**HEIGHT:** 6-3

**WEIGHT:** 215

**PROGRAM:** KING'S COLLEGE

**LAST TEAM:** ST. THOMAS MORE COLLEGIATE

**2014:** Joined the Mustangs from St. Thomas More High School...BC Provincial All-Star

## 40 CARL-ANDRE POTIER

**POSITION:** DEFENSIVE BACK

**ELIGIBILITY:** 1

**HOMETOWN:** LAVAL, QUÉ.

**HEIGHT:** 6-2

**WEIGHT:** 190

**PROGRAM:** BMOS

**LAST TEAM:** UPPER CANADA COLLEGE

**2014:** Played in one regular season game...



# RETURNING PLAYER PROFILE



## 42 ANDREW THURSTON

**POSITION:** LINEBACKER

**ELIGIBILITY:** 1

**HOMETOWN:** LONDON, ONT.

**HEIGHT:** 6-0

**WEIGHT:** 217

**PROGRAM:** SOCIAL SCIENCE

**LAST TEAM:** SAUNDERS S.S.

**2014:** Joined the Mustangs from London Jr. Mustangs and Saunders Secondary School...

## 43 LAWSON SEDDON

**POSITION:** LINEBACKER

**ELIGIBILITY:** 1

**HOMETOWN:** LONDON, ONT.


**HEIGHT:** 6-0

**WEIGHT:** 220

**PROGRAM:** KINESIOLOGY

**LAST TEAM:** LONDON JUNIOR MUSTANGS

**2013:** Joined the Mustangs from London Jr. Mustangs and Saunders Secondary School...



# RETURNING PLAYER PROFILE



## 44 PHILLIPE DION

**POSITION:** LINEBACKER  
**ELIGIBILITY:** 1  
**HOMETOWN:** BLAINVILLE, QUE.

**HEIGHT:** 5-11      **WEIGHT:** 223  
**PROGRAM:** KING'S COLLEGE  
**LAST TEAM:** CHAMPLAIN COLLEGE

**2014:** Joined the Mustangs from Champlain College...Suffered a season-ending injury in training camp...

## 46 ADAM WILKEN

**POSITION:** LINEBACKER  
**ELIGIBILITY:** 1  
**HOMETOWN:** HANOVER, ONT.

**HEIGHT:** 5-11      **WEIGHT:** 217  
**PROGRAM:** KING'S COLLEGE  
**LAST TEAM:** MOTHER THERESA C.H.S.

**2012:** Joined the Mustangs from Mother Theresa Catholic High School...



# RETURNING PLAYER PROFILE



## 49 JOHN BIEWALD

**POSITION:** DEFENSIVE LINE  
**ELIGIBILITY:** 4  
**HOMETOWN:** OTTAWA, ONT.

**HEIGHT:** 6-4      **WEIGHT:** 225  
**PROGRAM:** SOCIAL SCIENCE  
**LAST TEAM:** ASHBURY COLLEGE

**2014:** Played in one regular season game...

## 50 HECTOR DE LA ROSA

**POSITION:** DEFENSIVE LINE  
**ELIGIBILITY:** 1  
**HOMETOWN:** LONDON, ONT.


**HEIGHT:** 5-11      **WEIGHT:** 234  
**PROGRAM:** KING'S COLLEGE  
**LAST TEAM:** LONDON JUNIOR MUSTANGS

**2013:** Played in one regular season game

**2012:** Joined the Mustangs from Mother Theresa High School and the London Junior Mustangs...



# RETURNING PLAYER PROFILE



## 51 CONOR SMITH

**POSITION:** DEFENSIVE END  
**ELIGIBILITY:** 1  
**HOMETOWN:** AURORA, ONT.

**HEIGHT:** 6-2      **WEIGHT:** 220  
**PROGRAM:** SOCIAL SCIENCE  
**LAST TEAM:** HURON HEIGHTS

**2012:** Joined the Mustangs from Huron Heights...

## 52 GREGOIRE BOUCHARD


**POSITION:** OFFENSIVE LINE  
**ELIGIBILITY:** 1  
**HOMETOWN:** CHICOUTIMI, QUE.

**HEIGHT:** 6-2      **WEIGHT:** 300  
**PROGRAM:** KING'S COLLEGE  
**LAST TEAM:** VANIER COLLEGE

**2014:** Joined the Mustangs from Vanier College



# RETURNING PLAYER PROFILE



## 53 KANE MCEWEN

**POSITION:** OFFENSIVE LINE  
**ELIGIBILITY:** 4  
**HOMETOWN:** LONDON, ONT.

**HEIGHT:** 6-2      **WEIGHT:** 272  
**PROGRAM:** KINESIOLOGY  
**LAST TEAM:** SAUNDERS S.S.

**2014:** Played in six regular season games and two playoff games...

**2013:** Joined the Mustangs from the London Beefeaters... Played in four regular season games and three playoff games... Played in 2014 East West Bowl...

### AWARDS:

- CIS East West Bowl (2014)

## 55 MATT VAN PRAET

**POSITION:** OFFENSIVE LINE  
**ELIGIBILITY:** 3  
**HOMETOWN:** LONDON, ONT.

**HEIGHT:** 6-1      **WEIGHT:** 280  
**PROGRAM:** KINESIOLOGY  
**LAST TEAM:** LONDON JUNIOR MUSTANGS

**2014:** Played in seven regular season games and two playoff games... OUA Second Team All-Star...

**2013:** Joined the Mustangs from Mother Teresa Catholic Secondary School... Played in five regular season games and three playoff games... OUA First Team All-Star...

### AWARDS:

- OUA First Team All-Star (2013)
- OUA Second Team All-Star (2014)



# RETURNING PLAYER PROFILE



## 58 MARK WHEATLEY

**POSITION:** OFFENSIVE LINE  
**ELIGIBILITY:** 1  
**HOMETOWN:** LONDON, ONT

**HEIGHT:** 6-1      **WEIGHT:** 259  
**PROGRAM:** SCIENCE  
**LAST TEAM:** LONDON SOUTH C.I.

**2014:** Played in one regular season game...

## 60 MARSHALL CINO

**POSITION:** OFFENSIVE LINE  
**ELIGIBILITY:** 1  
**HOMETOWN:** GRIMSBY, ONT.

**HEIGHT:** 6-5      **WEIGHT:** 250  
**PROGRAM:** KING'S COLLEGE  
**LAST TEAM:** CARDINAL NEWMAN

**2013:** Joined the Mustangs from Cardinal Newman CHS...



# RECRUIT PLAYER PROFILE



## 62 KADEEM ADAMS

**POSITION:** OFFENSIVE LINE  
**ELIGIBILITY:** 4  
**HOMETOWN:** HALIFAX, N.S.

**HEIGHT:** 6-4      **WEIGHT:** 273  
**PROGRAM:** SOCIAL SCIENCE  
**LAST TEAM:** CITADEL PHOENIX

**2014:** Played in six regular season games and two playoff games...

**2013:** Played in seven regular season games and three playoff games... Playoffs: Received one pass for 26 yards... Named an OUA first team all-star...

**2012:** Joined the Mustangs from the Citadel Phoenix...

### AWARDS:

•OUA First Team All-Star (2013)

## 64 SEAN JAMIESON

**POSITION:** OFFENSIVE LINE  
**ELIGIBILITY:** 4  
**HOMETOWN:** WINNIPEG, MAN.

**HEIGHT:** 6-7      **WEIGHT:** 316  
**PROGRAM:** KINESIOLOGY  
**LAST TEAM:** OAK PARK H.S.

**2014:** Played in seven regular season games and one playoff game...OUA First Team All-Star...

**2013:** Played in six regular season games and three playoff games...

**2012:** Joined the Mustangs from Oak Park High School...

### AWARDS:

•OUA First Team All-Star (2014)

•CIS First Team All-Canadian (2014)



# RECRUIT PLAYER PROFILE



## 65 EDDIE MEREDITH

**POSITION:** OFFENSIVE LINE  
**ELIGIBILITY:** 3  
**HOMETOWN:** TORONTO, ONT.

**HEIGHT:** 6-6      **WEIGHT:** 311  
**PROGRAM:** SOCIAL SCIENCE  
**LAST TEAM:** BOSTON COLLEGE

**2014:** Played in seven regular season games and two playoff games...OUA First Team All-Star...CIS First Team All-Canadian...

**2013:** Joined the Western Mustangs from Boston College...Played in five regular season games and three playoff games...Named an OUA Second Team all-star...

**2011:** Joined Boston College from St. Andrew's College...

### AWARDS:

- OUA Second Team All-Star (2013)
- OUA First Team All-Star (2014)

- CIS First Team All-Canadian (2014)

## 66 DAVID BROWN

**POSITION:** OFFENSIVE LINE  
**ELIGIBILITY:** 1  
**HOMETOWN:** LONDON, ONT.

**HEIGHT:** 6-5      **WEIGHT:** 303  
**PROGRAM:** SCIENCE  
**LAST TEAM:** LONDON JUNIOR MUSTANGS

**2014:** Played in two regular season games and one playoff game...

**2013:** Joined the Mustangs from Regina Mundi Catholic College...



# RETURNING PLAYER PROFILE



## 75 RUPERT BUTCHER

**POSITION:** DEFENSIVE LINE  
**ELIGIBILITY:** 4  
**HOMETOWN:** LONDON, ONT.

**HEIGHT:** 6-5      **WEIGHT:** 296  
**PROGRAM:** HURON COLLEGE  
**LAST TEAM:** LONDON JUNIOR MUSTANGS

**2014:** Played in seven regular season games and two playoff games...Regular season: 10.5 total tackles, five solo, 11 assists on tackles, 1.5 sacks, 1.5 tackles for losses for four yards...Playoffs: Four total tackles, four solo...

**2013:** Played in three regular season games and three playoff games...Regular Season: one total tackle, one solo, one TFL...Playoffs: 1 total tackle...

**2012:** Joined the Mustangs from London Central Secondary School...Played in one regular season game and two playoff games...Regular Season: 1.5 total tackles, one solo, one assist on tackles, one Broken up pass...Playoffs: one broken up pass...

### SINGLE GAME HIGHS

**Solo tackles:**  
 3 – Sept. 13, 2014 at Queen's

**Total tackles:**  
 3 – Sept. 13, 2014 at Queen's

**Sacks:**  
 1 – Sept. 13, 2014

### CAREER STATS

#### Regular Season Defence

GP	TKL	AST	TOT	TKL/G	SCK	YDS	TFL
10	6	11	11.5	1.2	1.5	4	2.5
YDS	FF	FR	YDS	INT	YDS	BRUP	BLK
6	-	-	-	-	-	-	-

#### Playoffs Defence

GP	TKL	AST	TOT	TKL/G	SCK	YDS	TFL
4	5	-	5	3	-	-	2
YDS	FF	FR	YDS	INT	YDS	BRUP	BLK
5	-	-	-	-	-	-	-



# RETURNING PLAYER PROFILE



## 77 BEN KELLY

**POSITION:** KICKER/PUNTER  
**ELIGIBILITY:** 2  
**HOMETOWN:** LONDON, ONT.

**HEIGHT:** 6-4      **WEIGHT:** 195  
**PROGRAM:** KINESIOLOGY  
**LAST TEAM:** LONDON CENTRAL S.S.

**2014:** Joined the Mustangs from London Central Secondary School as a TVRAA All-Star...

### SINGLE GAME HIGHS



# RETURNING PLAYER PROFILE



## 80 JUSTIN SANVIDO

**POSITION:** RECEIVER

**ELIGIBILITY:** 4

**HOMETOWN:** VANCOUVER, B.C.

**HEIGHT:** 6-1

**WEIGHT:** 196

**PROGRAM:** KING'S COLLEGE

**LAST TEAM:** VANCOUVER COLLEGE

**2014:** Played in eight regular season games and two playoff games...Regular season: Caught 28 passes for 473 yards and one touchdown, two kickoff returns for 24 yards, 20 punt returns for 189 yards...Playoffs: Caught 7 passes for 109 yards and two touchdowns, four punt returns for 33 yards, two total tackles, two solo...

**2013:** Played in seven regular season games and three playoff games...Regular Season: Caught 20 passes for 311 yards and one touchdown...Playoffs: Caught 11 passes for 127 yards...

**2012:** Joined the Mustangs from Vancouver College...Played in eight regular season games and two playoff games...Regular Season: Caught 20 passes for 290 yards and two touchdowns...Playoffs: Caught one pass for 13 yards...

### SINGLE GAME HIGHS

**Receptions:**

9 – Sept. 3, 2012 at Waterloo

**Yards:**

161 – Sept. 3, 2012 at Waterloo

**Yards per reception:**

27 – Sept. 27, 2014 at Waterloo

**TD:**

2 – Sept. 3, 2014 at Waterloo

### CAREER STATS

**Regular Season Receiving**

GP	REC	REC/G	YDS	YDS/G	AVG	TD	LG
23	68	3.0	1074	46.7	15.8	4	50

**Playoffs Receiving**

GP	REC	REC/G	YDS	YDS/G	AVG	TD	LG
7	29	4.14	276	39.4	9.5	3	32



# RETURNING PLAYER PROFILE



## 81 JAKE FRIMETH

**POSITION:** RECEIVER

**ELIGIBILITY:** 1

**HOMETOWN:** GUELPH, ONT.

**HEIGHT:** 5-10

**WEIGHT:** 178

**PROGRAM:** KING'S COLLEGE

**LAST TEAM:** GUELPH BEARS

**2014:** Played in one regular season game...Regular season: Caught one pass for eight yards...

**2013:** Played in two regular season games...

## SINGLE GAME HIGHS

### Receptions:

1 – Oct. 9, 2014 vs Laurier

### Yards:

8 – Oct. 9, 2014 vs Laurier

### Yards/Reception:

8 – Oct. 9, 2014 vs Laurier

## CAREER STATS

### Regular Season Receiving

GP	REC	REC/G	YDS	YDS/G	AVG	TD	LG
3	1	0.3	8	2.7	8.0	0	8



# RETURNING PLAYER PROFILE



## 83 HARRY MCMASTER

**POSITION:** RECEIVER

**ELIGIBILITY:** 2

**HOMETOWN:** NIAGRA FALLS, ONT.

**HEIGHT:** 6-2

**PROGRAM:** SOCIAL SCIENCE

**LAST TEAM:** ST. PAUL'S C.H.S.

**WEIGHT:** 176

**2013:** Joined the Mustangs from St. Paul's CHS...Won the first-ever Doug Aitchson Award as Niagara Falls MVP..


### SINGLE GAME HIGHS

### CAREER STATS

60



# RETURNING PLAYER PROFILE



## 84 MATTHEW MCDOUGALL

**POSITION:** RECEIVER

**ELIGIBILITY:** 3

**HOMETOWN:** BELLEVILLE, ONT.

**HEIGHT:** 6-3

**PROGRAM:** SOCIAL SCIENCE

**LAST TEAM:** MOIRA SS

**WEIGHT:** 192

**2014:** Played in six regular season games and two playoff games...Regular season: Caught two passes for 57 yards and one touchdown...Playoffs: Caught six passes for 105 yards, 0.5 total tackles, one assist on tackles...

**2013:** Joined the Mustangs from Moira Secondary School...Played in five regular season games and three playoff games...Regular Season: Caught five passes for 190 yards and one touchdown...Playoffs: Caught 1 pass for 12 yards...Named to OUA All-Rookie Team...

### AWARDS:

• OUA All-Rookie Team (2013)

## SINGLE GAME HIGHS

### Receptions:

2 - Achieved on two occasions

### Yards:

95 - Oct. 5, 2013 at Windsor

### Yards/Reception:

47.5 - Oct. 5, 2013 at Windsor

### TD:

1 - Achieved on two occasions

## CAREER STATS

### Regular Season Receiving

GP	REC	REC/G	YDS	YDS/G	AVG	TD	LG
11	7	0.6	247	22.5	35.3	2	71

### Playoff Receiving

GP	REC	REC/G	YDS	YDS/G	AVG	TD	LG
3	7	2.3	117	39	16.7	0	49



# RETURNING PLAYER PROFILE



## 86 WES ROBINSON

**POSITION:** RECEIVER

**ELIGIBILITY:** 1

**HOMETOWN:** LONDON, ONT.

**HEIGHT:** 6-5

**PROGRAM:** SCIENCE

**LAST TEAM:** CATHOLIC CENTRAL H.S.

**WEIGHT:** 190

**2014:** Played in one regular season game to record 20 yards on one reception...

**2013:** Played in one regular season game...

**2012:** Joined the Mustangs from Catholic Central H.S.

### SINGLE GAME HIGHS

**Receptions:**

1 – Sept. 20, 2014 vs Toronto

**Yards:**

20 – Sept. 20, 2014 vs Toronto

**Yards/Reception:**

20 – Sept. 20, 2014 vs Toronto


### CAREER STATS

**Regular Season Receiving**

GP	REC	REC/G	YDS	YDS/G	AVG	TD	LG
2	1	0.5	20	10	20	0	20



# RETURNING PLAYER PROFILE



## 88 ZACH MARCUS

**POSITION:** RECEIVER

**ELIGIBILITY:** 1

**HOMETOWN:** LONDON, ONT.

**HEIGHT:** 6-0

**WEIGHT:** 275

**PROGRAM:** KING'S COLLEGE

**LAST TEAM:** ST. ANDREW'S COLLEGE

**2014:** Joined the Mustangs from St. Andrews College and the London Junior Mustangs...Played for Team Ontario in 2012...CFC Top 100 recruit...Son of coach Chris Marcus...

### SINGLE GAME HIGHS

### CAREER STATS



# RETURNING PLAYER PROFILE

## 90 CONNOR MARTIN

**POSITION:** DEFENSIVE END

**ELIGIBILITY:** 1

**HOMETOWN:** CHATHAM, ONT.

**HEIGHT:** 6-2

**PROGRAM:** ENGINEERING

**LAST TEAM:** CATHAM-KENT

**WEIGHT:** 235

**2013:** Joined the Mustangs from Chatham-Kent Secondary School and Cougars OFC...KCSSAA Defensive MVP...Played for Team Ontario West in 2011



### SINGLE GAME HIGHS

### CAREER STATS



# RETURNING PLAYER PROFILE

## 92 JAKE KARROUM

**POSITION:** DEFENSIVE LINE  
**ELIGIBILITY:** 2  
**HOMETOWN:** TORONTO, ONT.

**HEIGHT:** 6-2      **WEIGHT:** 228  
**PROGRAM:** KING'S COLLEGE  
**LAST TEAM:** SIR JOHN A. MCDONALD

**2014:** Played in six regular season games and two playoff games...Regular season: 8.5 total tackles, six solo, five assists on tackles, one sack, 1.5 tackles for losses for 10 yards...Playoffs: One total tackle, one solo...

**2013:** Joined the Mustangs from Sir John A. McDonald...



### SINGLE GAME HIGHS

**Solo tackles:**  
 2 – Achieved on two occasions

**Total tackles:**  
 3 – Sept. 20, 2014 vs Toronto

**Sacks:**  
 1 – Sept. 6, 2014 at York

### CAREER STATS

#### Regular Season Defence

GP	TKL	AST	TOT	TKL/G	SCK	YDS	TFL
6	6	5	8.5	1.4	1	9	1.5
YDS	FF	FR	YDS	INT	YDS	BRUP	BLK
10	-	-	-	-	-	-	-

#### Playoffs Defence

GP	TKL	AST	TOT	TKL/G	SCK	YDS	TFL
2	1	0	1	0.5	-	-	-
YDS	FF	FR	YDS	INT	YDS	BRUP	BLK
-	-	-	-	-	-	-	-



# RETURNING PLAYER PROFILE



## 95 JIMMY HAWLEY

**POSITION:** DEFENSIVE LINE

**ELIGIBILITY:** 1

**HOMETOWN:** STRATFORD, ONT.

**HEIGHT:** 6-5

**PROGRAM:** SOCIAL SCIENCE

**LAST TEAM:** NORTH HALTON CRIMSON TIDE

**WEIGHT:** 258

**2013:** Joined the Mustangs from the North Halton Crimson Tide...

### SINGLE GAME HIGHS

### CAREER STATS



# RETURNING PLAYER PROFILE



## 97 ANDREW PEDDA

**POSITION:** DEFENSIVE LINE  
**ELIGIBILITY:** 3  
**HOMETOWN:** LONDON, ONT.

**HEIGHT:** 6-1      **WEIGHT:** 294  
**PROGRAM:** KING'S COLLEGE  
**LAST TEAM:** LONDON FALCONS

**2014:** Played in seven regular season games and two playoff games...Regular season: Nine total tackles, six solo, six assists on tackles, two sacks, three tackles for losses for 11 yards...Playoffs: three total tackles, two solo, two assists on tackles...

**2013:** Joined the Mustangs from the London Beekeepers...Played in four regular season games...Regular Season: 0.5 total tackles, one assist on tackles...

### SINGLE GAME HIGHS

**Solo tackles:**  
 3 – Sept. 13, 2014 at Queen's

**Total tackles:**  
 3 – Sept. 13, 2014 at Queen's

**Sacks:**  
 1 – Achieved on two occasions

### CAREER STATS

#### Regular Season Defence


GP	TKL	AST	TOT	TKL/G	SCK	YDS	TFL
11	6	7	9.5	.9	2	9	3
YDS	FF	FR	YDS	INT	YDS	BRUP	BLK
11	-	-	-	-	-	-	-

#### Playoffs Defence

GP	TKL	AST	TOT	TKL/G	SCK	YDS	TFL
2	2	2	3	1.5	-	-	-
YDS	FF	FR	YDS	INT	YDS	BRUP	BLK
-	-	-	-	-	-	-	-



# RETURNING PLAYER PROFILE



## AIDEN BAILEY-MCDADE

**POSITION:** DEFENSIVE BACK

**ELIGIBILITY:** 1

**HOMETOWN:** BELLEVILLE, ONT.

**HEIGHT:** 6-1

**WEIGHT:** 200

**PROGRAM:** KING'S COLLEGE

**LAST TEAM:** MOIRA TROJANS

**2014:** Joined the Mustangs from Moira Secondary School where he was named the school's Male Athlete of the Year for 2013-14...Was a four-sport athlete at Moira playing football, rugby, basketball and ran track...

## JORDAN CARTER

**POSITION:** DEFENSIVE BACK

**ELIGIBILITY:** 1

**HOMETOWN:** RICHMOND HILL, ONT.


**HEIGHT:** 5-9

**WEIGHT:** 175

**PROGRAM:** SOCIAL SCIENCE

**LAST TEAM:** ST. ANDREW'S COLLEGE

**2014:** Joined the Mustangs from St. Andrews College...Named a 2013 CISAA All-Star...



# RETURNING PLAYER PROFILE



## STEFANO CONTE

**POSITION:** DEFENSIVE LINE

**ELIGIBILITY:** 1

**HOMETOWN:** BRAMPTON, ONT.

**HEIGHT:** 6-3

**PROGRAM:** SOCIAL SCIENCE

**LAST TEAM:** ST. EDMUND CAMPION

**WEIGHT:** 290

**2012:** Joined the Mustangs from St. Edmund Campion...

## BRIAN DOWDS

**POSITION:** RECEIVER

**ELIGIBILITY:** 2

**HOMETOWN:** VICTORIA, B.B.


**HEIGHT:** 6-2

**PROGRAM:** IVEY SCHOOL OF BUSINESS

**LAST TEAM:** MOUNT DOUGLAS H.S.

**WEIGHT:** 215

**2013:** Joined the Mustangs from Mount Douglas High School and Team BC...BC-AAA All-Star...played in the 2011 Youth All-American Bowl...



# RETURNING PLAYER PROFILE



## DAVID INKUMSAH

**POSITION:** RECEIVER

**ELIGIBILITY:** 2

**HOMETOWN:** TORONTO, ONT.

**HEIGHT:** 6-3

**WEIGHT:** 215

**PROGRAM:** SOCIAL SCIENCE

**LAST TEAM:** SIMCOE SUNS

**2013:** Joined the Mustangs from the Simcoe Suns as a member of Western's Men's Basketball team...

## MORGAN LAVOIE

**POSITION:** RUNNING BACK

**ELIGIBILITY:** 1

**HOMETOWN:** WELLAND, ONT.


**HEIGHT:** 5-7

**WEIGHT:** 185

**PROGRAM:** SOCIAL SCIENCE

**LAST TEAM:** LAKESHORE CATHOLIC

**2013:** Joined the Mustangs from Lakeshore Catholic...Played for Team Ontario West in 2011...Niagara AAAA Offensive MVP...



# RETURNING PLAYER PROFILE



## MARK LEGO

**POSITION:** RUNNING BACK  
**ELIGIBILITY:** 1  
**HOMETOWN:** DELTA, B.C.

**HEIGHT:** 5-9      **WEIGHT:** 216  
**PROGRAM:** KING'S COLLEGE  
**LAST TEAM:** SEAQUAM SEAHAWKS

**2013:** Joined the Mustangs from Seaquam High School...

## MILES MORTON

**POSITION:** DEFENSIVE END  
**ELIGIBILITY:** 1  
**HOMETOWN:** HAMILTON, ONT.

**HEIGHT:** 6-1      **WEIGHT:** 240  
**PROGRAM:** KING'S COLLEGE  
**LAST TEAM:** LONDON BEEFEATERS

**2012:** Joined the Mustangs from London Beefeeders...



# RETURNING PLAYER PROFILE



## JEREMY O'NEIL

**POSITION:** OFFENSIVE LINE  
**ELIGIBILITY:** 1  
**HOMETOWN:** BELLEVILLE, ONT.

**HEIGHT:** 6-3      **WEIGHT:** 300  
**PROGRAM:** KING'S COLLEGE  
**LAST TEAM:** KINGSTON GRENADIERS

**2014:** Joined the Mustangs from the Kingston Grenadiers...

## JOSH ROSS

**POSITION:** DEFENSIVE BACK  
**ELIGIBILITY:** 1  
**HOMETOWN:** BURLINGTON, ONT.

**HEIGHT:** 5-11      **WEIGHT:** 185  
**PROGRAM:** SOCIAL SCIENCE  
**LAST TEAM:** NELSON FOOTBALL

**2013:** Joined the Mustangs from the Nelson Lords as a Halton District All-Star...



# RETURNING PLAYER PROFILE



## NATHAN SMITH

**POSITION:** FULLBACK

**ELIGIBILITY:** 1

**HOMETOWN:** BRAMPTON, ONT.

**HEIGHT:** 6-0

**WEIGHT:** 238

**PROGRAM:** KING'S COLLEGE

**LAST TEAM:** GTA GRIZZLIES

**2014:** Joined the Mustangs from the GTA Grizzlies...

## AARON STORA-NELSON

**POSITION:** RECEIVER

**ELIGIBILITY:** 1

**HOMETOWN:** MARKHAM, ONT.

**HEIGHT:** 6-3

**WEIGHT:** 215

**PROGRAM:** KING'S COLLEGE

**LAST TEAM:** MARKHAM RAIDERS

**2012:** Joined the Mustangs from the Markham Raiders as a York Region All-Star...



# RETURNING PLAYER PROFILE



## ANTONIO VALVANO

**POSITION:** FULLBACK

**ELIGIBILITY:** 1

**HOMETOWN:** ST. CATHERINES, ONT.

**HEIGHT:** 6-1

**WEIGHT:** 241

**PROGRAM:** KING'S COLLEGE

**LAST TEAM:** ST. FRANCIS C.S.S.

**2014:** Joined the Mustangs from St. Francis Catholic Secondary School...

## CAMERON WRIGHT

**POSITION:** DEFENSIVE BACK

**ELIGIBILITY:** 1

**HOMETOWN:** ANCASTER, ONT.


**HEIGHT:** 6-1

**WEIGHT:** 203

**PROGRAM:** BMOS

**LAST TEAM:** HAMILTON HURRICANES

**2013:** Joined the Mustangs from the Hamilton Hurricanes...



# RETURNING PLAYER PROFILE



## FRANCIS ZNIDAREC

**POSITION:** DEFENSIVE LINE

**ELIGIBILITY:** 1

**HOMETOWN:** ETOBICOKE, ONT.

**HEIGHT:** 6-4

**WEIGHT:** 252

**PROGRAM:** SOCIAL SCIENCE

**LAST TEAM:** ATLANTA SPORTS ACADEMY

**2012:** Joined the Mustangs from Atlanta Sports Academy...

**2015  
RECRUITS &  
TRANSFERS**

# RECRUIT PROFILE



## 12 CORY ROBOCH

**POSITION:** LINEBACKER  
**ELIGIBILITY:** 4  
**HOMETOWN:** CALGARY, ALTA.

**HEIGHT:** 6-1      **WEIGHT:** 215  
**PROGRAM:** KING'S COLLEGE  
**LAST TEAM:** UNIVERSITY OF CALGARY

**2015:** Joined the Mustangs from the University of Calgary Dinos...

**2013:** Regular Season: Hit the field in all eight games to record 15 solo tackles and 23 assisted tackles...  
Playoffs: Played in all three post-season games to record 10 solo and eight assisted tackles to help Calgary reach the Vanier Championship...

**2012:** Regular Season: Began as starting middle linebacker... Recorded 25 tackles and one sack before an injury in week seven sidelined him for the remainder of the season...

**2011:** Regular Season: Played in all eight games to record 15 solo tackles and 11 assisted tackles... Playoffs: Dressed in three playoff games to land six solo tackles, six assisted tackles and one sack...


**2010:** Joined the Dinos from Bowness High School where he was MVP in his senior year and Defensive Player of the Year the previous season...

## 15 CEDRIC JOSEPH

**POSITION:** RUNNING BACK  
**ELIGIBILITY:** 1  
**HOMETOWN:** MONTREAL, QUE.

**HEIGHT:** 5-11      **WEIGHT:** 210  
**PROGRAM:** KING'S COLLEGE  
**LAST TEAM:** CHAMPLAIN COUGARS

**2015:** Joined the Mustangs from Champlain Cougars as a CFC Top 100 recruit, and CEGEP Division 1 MVP...



# RECRUIT PROFILE



## 25 CLAY HARRIS II

**POSITION:** DEFENSIVE BACK

**ELIGIBILITY:** 4

**HOMETOWN:** WEST HENRIETTA, N.Y.

**HEIGHT:** 5-11

**WEIGHT:** 190

**PROGRAM:** KING'S COLLEGE

**LAST TEAM:** UNIVERSITY OF ALBANY

**2015:** Joined the Mustangs from the NCAA Division I University of Albany, of the America East Conference...

**2013:** Saw action in ten games to pick up 20 solo tackles and nine assisted tackles while recording 246 yards on kick returns...

**2012:** Played in all eleven games to record seven solo tackles and six assisted tackles... Led the team in kick returns with 377 yards off 18 attempts...

**2011:** Saw action in 11 games to record 11 solo tackles, nine assisted tackles, and one sack for five yards...

**2010:** Joined University of Albany from Rush Henrietta High School as a Section V Player of the Year...

## 72 MARC LIEGGHIO

**POSITION:** KICKER/PUNTER

**ELIGIBILITY:** 1

**HOMETOWN:** WOODBRIDGE, ONT.

**HEIGHT:** 5-8

**WEIGHT:** 197

**PROGRAM:** KING'S COLLEGE

**LAST TEAM:** NEWMARKET BUCS & BILL CROTHERS SS

**2015:** Joined the Mustangs from Newmarket Bucs, & Bill Crothers SS as a YRAA All-Star...



# RECRUIT PROFILE



## 82 JAMAL KETT

**POSITION:** RECEIVER

**ELIGIBILITY:** 4

**HOMETOWN:** ORANGEVILLE, ONT.

**HEIGHT:** 6-5

**WEIGHT:** 214

**PROGRAM:** SOCIAL SCIENCES

**LAST TEAM:** SIMON FRASER UNIVERSITY

**2015:** Joined the Mustangs as a transfer from Simon Fraser University (NCAA Division II)...

**2014:** Played in 11 games for SFU, catching 23 passes for 312 yards and one touchdown...

**2013:** Played in seven games for SFU, catching 34 passes for 396 yards and one touchdown...Named Great Northwest Athletic Conference Second Team All-Conference...

**2012:** Played in 11 games for SFU, catching 28 passes for 293 yards and eight touchdowns...Named Great Northwest Athletic Conference Second Team All-Conference...

## BEN BERGAMIN

**POSITION:** QUARTERBACK

**ELIGIBILITY:** 1

**HOMETOWN:** LONDON, ONT.

**HEIGHT:** 6-2

**WEIGHT:** 175

**PROGRAM:** KINESIOLOGY

**LAST TEAM:** CENTRAL SS

**2015:** Joined the Mustangs from Central SS as TVRA Central Most Outstanding Player...



# RECRUIT PROFILE



## MALIK BESSEGHUER

**POSITION:** RECEIVER

**ELIGIBILITY:** 1

**HOMETOWN:** NANAIMO, B.C.

**HEIGHT:** 5-11

**WEIGHT:** 173

**PROGRAM:** KINESIOLOGY

**LAST TEAM:** NANAIMO ISLANDERS

**2015:** Joined the Mustangs from Nanaimo Islanders...

## TANNER CADWALLADER

**POSITION:** RECEIVER

**ELIGIBILITY:** 1

**HOMETOWN:** GEORGETOWN, ONT.

**HEIGHT:** 5-10

**WEIGHT:** 202

**PROGRAM:** KING'S COLLEGE

**LAST TEAM:** NORTH HALTON CRIMSON TIDE &  
CHRIST THE KING JAGUARS

**2015:** Joined the Mustangs from North Halton Crimson Tide, & Christ the King Jaguars as a GTA Current Star...



# RECRUIT PROFILE



## NATHAN CHRISTOPHER

**POSITION:** DEFENSIVE END  
**ELIGIBILITY:** 1  
**HOMETOWN:** LONDON, ONT.

**HEIGHT:** 6-3      **WEIGHT:** 225  
**PROGRAM:** KINESIOLOGY  
**LAST TEAM:** ST. THOMAS AQUINAS

**2015:** Joined the Mustangs from St. Thomas Aquinas...

## AUSTIN COOPER


**POSITION:** FULLBACK  
**ELIGIBILITY:** 1  
**HOMETOWN:** DEEP RIVER, ONT.

**HEIGHT:** 6-0      **WEIGHT:** 220  
**PROGRAM:** SOCIAL SCIENCES  
**LAST TEAM:** MOIRA S.S.

**2015:** Joined the Mustangs from Moira Secondary School where he was named team MVP in 2015...



# RECRUIT PROFILE



## BRETT ELLERMAN

**POSITION:** RECEIVER  
**ELIGIBILITY:** 1  
**HOMETOWN:** CALGARY, ALTA.

**HEIGHT:** 6-4      **WEIGHT:** 193  
**PROGRAM:** KING'S COLLEGE  
**LAST TEAM:** ST. FRANCIS BROWNS

**2015:** Joined the Mustangs from St. Francis Browns as a CFC Top 100 recruit, and Calgary Division 1 All-Star...

## CHARLTON ELLIOTT

**POSITION:** DEFENSIVE BACK  
**ELIGIBILITY:** 5  
**HOMETOWN:** PICKERING, ONT.

**HEIGHT:** 6-0      **WEIGHT:** 195  
**PROGRAM:** GRADUATE STUDIES  
**LAST TEAM:** ST. FRANCIS XAVIER

**2015:** Joined the Mustangs as a transfer from St. Francis Xavier (Atlantic University Sport)...

**2014:** Played in six regular season games for StFX, recording 12.5 tackles, one sack, 1.5 tackles for loss, and two pass breakups...

**2013:** Played in two regular season games for StFX, recording 7.5 tackles and one tackle for loss...

**2012:** Played in eight regular season games for StFX, recording 18.5 tackles...

**2011:** Played in six regular season games for StFX, recording 10 tackles, 1.5 tackles for loss, one interception, one fumble return, and five pass breakups...

**2010:** Played in four regular season games for StFX, recording 2.5 total tackles...



# RECRUIT PROFILE



## CAMERON FRYER

**POSITION:** OFFENSIVE LINE  
**ELIGIBILITY:** 1  
**HOMETOWN:** AJAX, ONT.

**HEIGHT:** 6-0      **WEIGHT:** 270  
**PROGRAM:** SCIENCE  
**LAST TEAM:** ANDOVER BIG BLUE & ST. MICHAELS KERRY BLUES

**2015:** Joined the Mustangs from Andover Big Blue, & St. Michaels Kerry Blues... 2015 recipient of Big Blue Iron Man, Kerry Blues Lineman MVP...

## DYLAN GIFFEN

**POSITION:** OFFENSIVE LINE  
**ELIGIBILITY:** 1  
**HOMETOWN:** STRATHROY, ONT.

**HEIGHT:** 6-8      **WEIGHT:** 345  
**PROGRAM:** KING'S COLLEGE  
**LAST TEAM:** LONDON JR. MUSTANGS & STRATHROY SAINTS

**2015:** Joined the Mustangs from London Jr. Mustangs, & Strathroy Saints as a CFC Top 100 recruit... Formerly a member of Team Ontario and Team Canada...



# RECRUIT PROFILE



## AARON HEFFERNAN

**POSITION:** DEFENSIVE BACK  
**ELIGIBILITY:** 1  
**HOMETOWN:** NOBLETON, ONT.

**HEIGHT:** 6-0      **WEIGHT:** 180  
**PROGRAM:** MIT  
**LAST TEAM:** KING CITY SS

**2015:** Joined the Mustangs from King City SS...

## SHAKIYM HOYTE

**POSITION:** DEFENSIVE BACK, OUTSIDE LINEBACKER  
**ELIGIBILITY:** 1  
**HOMETOWN:** LENNOXVILLE, QUE.

**HEIGHT:** 5-9      **WEIGHT:** 195  
**PROGRAM:** KING'S COLLEGE  
**LAST TEAM:** CHAMPLAIN COUGARS

**2015:** Joined the Mustangs from Champlain Cougars...



# RECRUIT PROFILE



## KIERAN JANES

**POSITION:** DEFENSIVE END

**ELIGIBILITY:** 1

**HOMETOWN:** NEW WESTMINSTER B.C.

**HEIGHT:** 6-4

**WEIGHT:** 210

**PROGRAM:** SOCIAL SCIENCE

**LAST TEAM:** ST. THOMAS MORE KNIGHTS

**2015:** Joined the Mustangs from St. Thomas More Knights as a Varsity AA B.C. All-Star...

## GEORGE JEFFERY

**POSITION:** DEFENSIVE BACK

**ELIGIBILITY:** 1

**HOMETOWN:** OAKVILLE, ONT.

**HEIGHT:** 6-1

**WEIGHT:** 180

**PROGRAM:** BMOS

**LAST TEAM:** T.A. BLAKELOCK TIGERS

**2015:** Joined the Mustangs as a CFC Top 100 recruit from the T.A. Blakelock Tigers of the Halton Secondary School Athletic Association and the Burlington Stampedes of the Ontario Football Conference...



# RECRUIT PROFILE



## KEVIN JOHN

**POSITION:** QUARTERBACK

**ELIGIBILITY:** 1

**HOMETOWN:** MISSISSAUGA, ONT.

**HEIGHT:** 6-0

**WEIGHT:** 195

**PROGRAM:** KING'S COLLEGE

**LAST TEAM:** MISSISSAUGA WARRIORS & JOAN OF ARC ARC ANGELS

**2015:** Joined the Mustangs from Mississauga Warriors, & Joan of Arc Arc Angels ...

## ANTHONY JOYAL

**POSITION:** RUNNING BACK

**ELIGIBILITY:** 1

**HOMETOWN:** LENNOXVILLE, QUE.


**HEIGHT:** 5-11

**WEIGHT:** 202

**PROGRAM:** KING'S COLLEGE

**LAST TEAM:** CHAMPLAIN COUGARS

**2015:** Joined the Mustangs from Champlain Cougars as a CFC Top 100 recruit...



# RECRUIT PROFILE



## BLESKA KAMBAMBA

**POSITION:** DEFENSIVE BACK  
**ELIGIBILITY:** 1  
**HOMETOWN:** LONDON, ONT.

**HEIGHT:** 5-11      **WEIGHT:** 185  
**PROGRAM:** KINESIOLOGY  
**LAST TEAM:** MOTHER THERESA C.H.S.

**2015:** Joined the Mustangs from London's Mother Theresa Catholic Secondary School where he was a TVRAA All-Star in basketball...

## LUCAS MACLELLAN

**POSITION:** DEFENSIVE LINE      **HEIGHT:** 6-4      **WEIGHT:** 275  
**ELIGIBILITY:** 1      **PROGRAM:** KING'S COLLEGE  
**HOMETOWN:** GEORGETOWN, ONT.      **LAST TEAM:** NORTH HALTON CRIMSON TIDE & CHRIST THE KING JAGUARS

**2015:** Joined the Mustangs from North Halton Crimson Tide, & Christ the King Jaguars as a GTA Current Star... Formerly a member of Team Ontario...



# RECRUIT PROFILE



## ZACH MACLELLAN

**POSITION:** DEFENSIVE LINE

**HEIGHT:** 6-5

**WEIGHT:** 280

**ELIGIBILITY:** 1

**PROGRAM:** KING'S COLLEGE

**HOMETOWN:** GEORGETOWN, ONT.

**LAST TEAM:** NORTH HALTON CRIMSON TIDE & CHRIST THE KING JAGUARS

**2015:** Joined the Mustangs from North Halton Crimson Tide, & Christ the King Jaguars as a GTA Current Star... Formerly a member of Team Ontario...

## ADAM MARCHESE

**POSITION:** DEFENSIVE BACK

**HEIGHT:** 6-0

**WEIGHT:** 200


**ELIGIBILITY:** 1

**PROGRAM:** KING'S COLLEGE

**HOMETOWN:** ST. DAVIDS, ONT.

**LAST TEAM:** HOLY CROSS C.H.S.

**2015:** Joined the Mustangs from the Niagara Spears and Holy Cross Catholic Secondary school where he was a multi-sport athlete...



# RECRUIT PROFILE



## NICK PINELLI

**POSITION:** OFFENSIVE LINE  
**ELIGIBILITY:** 1  
**HOMETOWN:** LONDON, ONT.

**HEIGHT:** 6-6      **WEIGHT:** 345  
**PROGRAM:** KING'S COLLEGE  
**LAST TEAM:** LUCAS VIKINGS

**2015:** Joined the Mustangs from Lucas Vikings as a CFC Top 100 recruit, 2014 OFSAA Champion, and TVRA Tier A All-Star...

## JOSH PINNOCK

**POSITION:** OFFENSIVE LINE  
**ELIGIBILITY:** 1  
**HOMETOWN:** AJAX, ONT.

**HEIGHT:** 6-4      **WEIGHT:** 320  
**PROGRAM:** KING'S COLLEGE  
**LAST TEAM:** CANADA PREP & PICKERING DOLPHINS

**2015:** Joined the Mustangs from Canada Prep & Pickering Dolphins... Named a GTA Rising Star...



# RECRUIT PROFILE



## LANE RAPOSO

**POSITION:** OFFENSIVE LINE  
**ELIGIBILITY:** 1  
**HOMETOWN:** CALGRAY, ALTA.

**HEIGHT:** 6-4      **WEIGHT:** 265  
**PROGRAM:** KING'S COLLEGE  
**LAST TEAM:** NOTRE DAME PRIDE

**2015:** Joined the Mustangs from Notre Dame Pride as a Calgary Division 1 All-Star, and Alberta Lineman of the Year... Was a member of CFC's number one ranked high school team...

## ELI SACCO

**POSITION:** LINEBACKER      **HEIGHT:** 5-10      **WEIGHT:** 213  
**ELIGIBILITY:** 1      **PROGRAM:** KING'S COLLEGE  
**HOMETOWN:** ST. CATHARINES, ONT.      **LAST TEAM:** NIAGARA SPEARS & SIR WINSTON CHURCHILL

**2015:** Joined the Mustangs from Niagara Spears, & Sir Winston Churchill...



# RECRUIT PROFILE



## MO SARIKAHYA

**POSITION:** DEFENSIVE LINE  
**ELIGIBILITY:** 1  
**HOMETOWN:** LONDON, ONT.

**HEIGHT:** 6-3      **WEIGHT:** 325  
**PROGRAM:** SCIENCES  
**LAST TEAM:** SOUTH LIONS

**2015:** Joined the Mustangs from South Lions...

## FRASER SOPIK

**POSITION:** LINEBACKER  
**ELIGIBILITY:** 1  
**HOMETOWN:** AURORA, ONT.

**HEIGHT:** 6-0      **WEIGHT:** 205  
**PROGRAM:** BMOS  
**LAST TEAM:** ST. ANDREWS SAINTS

**2015:** Joined the Mustangs from St. Andrew Saints as a two-time OVFL All-Star... Formerly a member of Team Ontario



# RECRUIT PROFILE



## MITCHELL STADNYK

**POSITION:** DEFENSIVE LINE

**HEIGHT:** 6-1

**WEIGHT:** 260

**ELIGIBILITY:** 1

**PROGRAM:** BMOS

**HOMETOWN:** SAULT STE. MARIE, ONT.

**LAST TEAM:** ST. MARY'S KNIGHTS & SAULT SABERCATS

**2015:** Joined the Mustangs from St. Mary's Knight's, & Sault Sabercats as a CFC Top 100 recruit... Formerly a member of Team Canada... OVFL DL of the Year 2014...

## TREVEL THOMAS-WRIGHT

**POSITION:** DEFENSIVE BACK

**HEIGHT:** 5-9

**WEIGHT:** 170


**ELIGIBILITY:** 1

**PROGRAM:** KING'S COLLEGE

**HOMETOWN:** ETOBICOKE, ONT.

**LAST TEAM:** ETOBICOKE RAMS AND TEAM ONTARIOS

**2015:** Joined the Mustangs from Etobicoke Rams after playing with Team Ontario, and being twice named an OVFL All-Star...



# RECRUIT PROFILE



## JACK VERNON

**POSITION:** QUARTERBACK  
**ELIGIBILITY:** 1  
**HOMETOWN:** TORONTO, ONT.

**HEIGHT:** 6'0      **WEIGHT:** 190  
**PROGRAM:** ARTS AND HUMANITIES  
**LAST TEAM:** CANADA PREP & METRO WILDCATS


**2015:** Joined the Mustangs from Canada Prep, & Metro Wildcats...

## MARK VITA

**POSITION:** DEFENSIVE BACK  
**ELIGIBILITY:** 1  
**HOMETOWN:** LONDON, ONT.

**HEIGHT:** 5-10      **WEIGHT:** 170  
**PROGRAM:** KINESIOLOGY  
**LAST TEAM:** LONDON JUNIOR MUSTANGS

**2015:** Joined the Mustangs from the South Lions and London Junior Mustangs as a TVRA Tier All-Star...



# RECRUIT PROFILE



## CONNOR WICKLUM

**POSITION:** QUARTERBACK

**ELIGIBILITY:** 1

**HOMETOWN:** CALGARY, ALTA.

**HEIGHT:** 6-2

**WEIGHT:** 180

**PROGRAM:** ENGINEERING

**LAST TEAM:** WESTERN CANADA H.S.

**2015:** Joined the Mustangs from Western Canada High School...

# TEAM BREAKDOWN

## CIS ALL-CANADIANS

Returning: 4  
Lost: 1

## OUA ALL-STARS

Returning: 10  
Lost: 3

## STARTERS RETURNING

Offence: 10  
Defence: 8

## STARTERS LOST

Offence: 2  
Defence: 4

## QUARTERBACKS

Josh Beach - Elig: 2  
Ben Bergamin - Elig: 1  
Stevenson Bone - Elig: 4  
Will Finch - Elig: 4  
Kevin John - Elig: 1  
Jack Vernon - Elig: 1  
Connor Wicklum - Elig: 1

## RUNNING BACKS

Yannick Harou - Elig: 4  
Cedric Joseph - Elig: 1  
Anthony Joyal - Elig: 1  
Morgan Lavoie - Elig: 1  
Mark Lego - Elig: 1  
Tom Marshall - Elig: 4  
Myles Rombough - Elig: 3  
Adam Sinclair - Elig: 3  
Alex Taylor - Elig: 2

## FULLBACKS

Austin Cooper - Elig: 1  
David Mackie - Elig: 2  
Kevin Marshall - Elig: 1  
James Sifakis - Elig: 5  
Nathan Smith - Elig: 1  
Antonio Valvano - Elig: 1

## RECEIVERS

Malik Besseghieur - Elig: 1  
Matt Brazier - Elig: 5  
Tanner Cadwaller - Elig: 1  
Brian Dowds - Elig: 2

Brett Ellerman - Elig: 1  
Jake Frimeth - Elig: 1  
Matt Gruniger - Elig: 1  
David Inkumsah - Elig: 2  
George Johnson - Elig: 4  
Jamal Kett - Elig: 4  
Cole Majoros - Elig: 1  
Zach Marcus - Elig: 1  
Matt McDougall - Elig: 3  
Harry McMaster - Elig: 2  
Wes Robinson - Elig: 1  
Justin Sanvido - Elig: 4  
Aaron Stora-Nelson - Elig: 1  
Matt Uren - Elig: 5  
Chuck Wall - Elig: 2

## OFFENSIVE LINE

Kadeem Adams - Elig: 4  
Gregoire Bouchard - Elig: 1  
David Brown - Elig: 1  
Marshall Cino - Elig: 1  
Cameron Fryer - Elig: 1  
Dylan Giffen - Elig: 1  
Sean Jamieson - Elig: 4  
Kane McEwen - Elig: 4  
Eddie Meredith - Elig: 3  
Jeremy O'Neil - Elig: 1  
Nick Pinelli - Elig: 1  
Josh Pinnock - Elig: 1  
Lane Raposo - Elig: 1  
Matt Van Praet - Elig: 3  
Mark Wheatley - Elig: 1

## DEFENSIVE LINE

John Biewald - Elig: 4  
Rupert Butcher - Elig: 4  
Nathan Christopher - Elig: 1  
Stefano Conte - Elig: 1  
Hector De La Rosa - Elig: 1  
Jimmy Hawley - Elig: 1  
Kieran Janes - Elig: 1  
Jake Karroum - Elig: 2  
Zach MacLellan - Elig: 1  
Lucas MacLellan - Elig: 1  
Connor Martin - Elig: 1  
Miles Morton - Elig: 1  
Ricky Osei-Kusi - Elig: 5  
Andrew Pedda - Elig: 3  
Mohammed Sarikahya - Elig: 1  
Conor Smith - Elig: 1

Mitchell Stadnyk - Elig: 1  
Francis Znidarc - Elig: 1

## LINEBACKERS

Philippe Dion - Elig: 1  
Brandon Donkers - Elig: 5  
Shakyim Hoyte - Elig: 1  
Preston Huggins - Elig: 4  
Jean-Gabriel Poulin - Elig: 2  
Cory Roboch - Elig: 4  
Renato Rossi - Elig: 4  
Eli Sacco - Elig: 1  
Lawson Seddon - Elig: 1  
Fraser Sopik - Elig: 1  
Andrew Thurston - Elig: 1  
Nick Vanin - Elig: 2  
Adam Wilken - Elig: 1

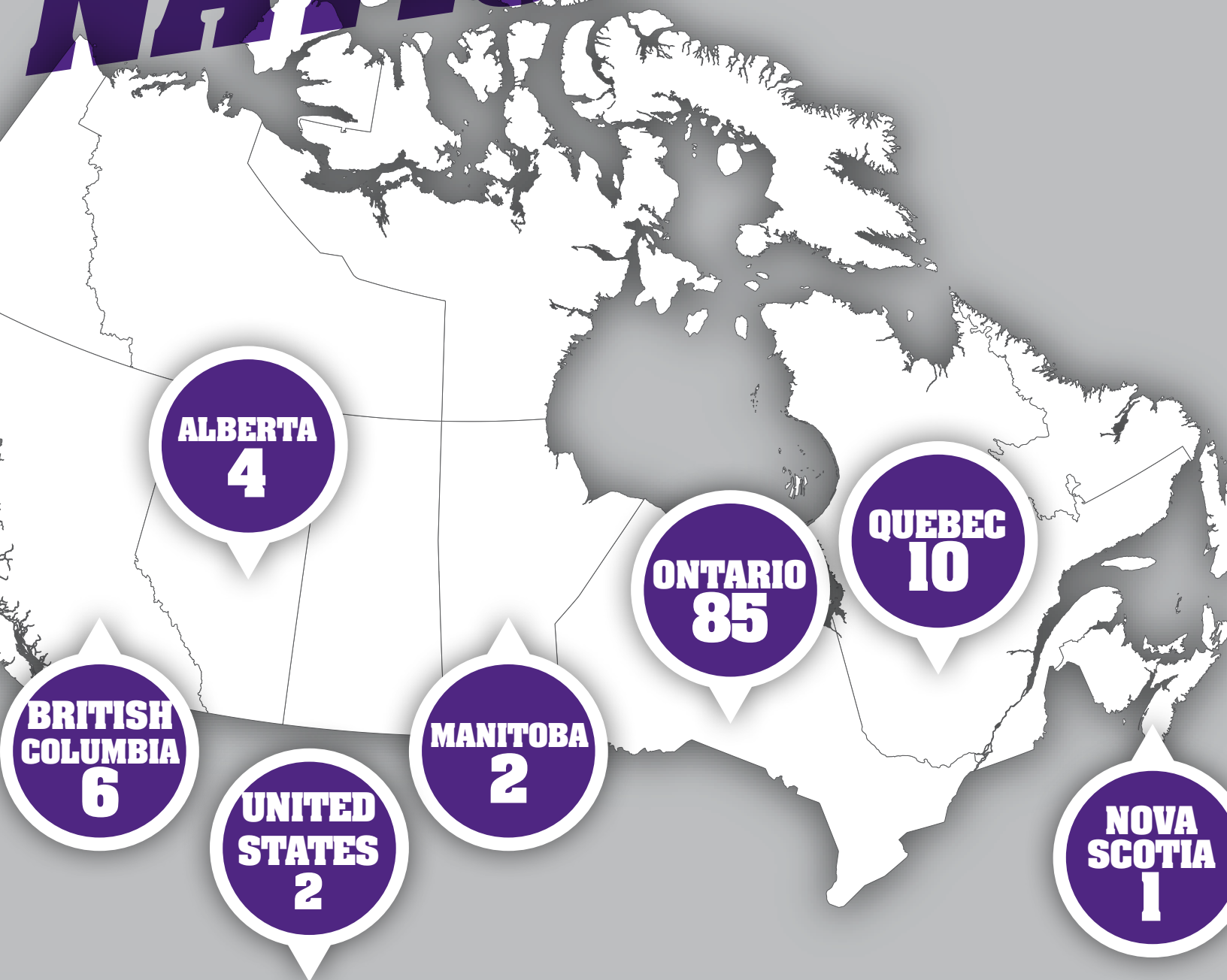
## DEFENSIVE BACKS

Aiden Bailey-McDade - Elig: 1  
Jordan Beaulieu - Elig: 2  
Malcolm Brown - Elig: 4  
Jordan Carter - Elig: 1  
Christiaan Collerile - Elig: 2  
Charlton Elliott - Elig: 5  
Mackenzie Ferguson - Elig: 1  
Clay Harris II - Elig: 4  
Aaron Heffernan - Elig: 1  
Craig Hirschberger - Elig: 1  
George Jeffrey - Elig: 1  
Kalvin Johnson - Elig: 5  
Bleska Kambamba - Elig: 1  
Karl Loebus - Elig: 2  
Adam Marchese - Elig: 1  
Jesse McNair - Elig: 3  
Carl-Andre Potier - Elig: 1  
Josh Ross - Elig: 1  
Mitchell Smiley - Elig: 1  
Trevell Thomas-Wright - Elig: 1  
Mark Vita - Elig: 1  
Josh Woodman - Elig: 3  
Cameron Wright - Elig: 1

## KICKER/PUNTER

Ben Kelly - Elig: 2  
Marc Liegghio - Elig: 1

# MUSTANGS NATIONWIDE



# 2015-16 ROSTER &

## PRONUNCIATION GUIDE

### ACTIVE ROSTER

No.	Name	Pos	Ht	Wt	Year	Program	Elig.	Hometown	Last Team	Pronunciation
2	Stevenson Bone	QB	6-0	185	4	Social Sciences	3	Darien, CT	Vanier College	
4	Will Finch	QB	6-3	215	4	Social Sciences	4	Burlington, Ont.	Nelson Lords	
5	Alex Taylor	RB	5-10	207	2	Kinesiology	2	Winnipeg, Man.	St. Paul's C.H.S.	
6	Renato Rossi	LB	6-0	213	4	King's College	4	Stoney Creek, Ont.	Bishop Ryan C.H.S.	Ren-a-toe Ross-e
7	Ricky Osei-Kusi	DL	6-1	228	4	King's College	5	Brampton, Ont.	St. Marguerite D'Youville	O-cee-ku-cee
8	Jesse McNair	DB	5-11	186	3	BMOS	3	London, Ont.	St. Thomas Aquinas	
9	Malcolm Brown	DB	6-0	190	4	King's College	4	London, Ont.	H.B. Beal S.S.	
10	Jean-Gabriel Poulin	LB	6-1	216	2	King's College	2	St. Nicolas, Que.	Vanier College	
11	George Johnson	REC	6-3	188	4	King's College	4	London, Ont.	Catholic Central C.H.S.	
12	Cory Roboch	LB	6-1	215	3	King's College	4	Calgary, Alta.	University of Calgary	Row-balk
13	Craig Hirschberger	DB	6-1	192	2	BMOS	1	London, Ont.	Mother Theresa C.H.S.	Hinch-burger
14	Josh Beach	QB	6-4	215	4	Social Sciences	2	Ancaster, Ont.	Pickering Dolphins	
15	Cedric Joseph	RB	5-11	210	1	King's College	1	Montreal, Que.	Champlain Cougars	
16	Matt Uren	REC	5-9	182	1	Graduate Studies	4	London, Ont.	St. Thomas Aquinas	Yur-en
17	Yannick Harou	RB	5-10	183	4	King's College	4	Gatineau, Que.	St. Andrew's College	Yan-ick Ha-ru
18	Matt Brazier	REC	6-1	182	1	Graduate Studies	5	London, Ont.	Saunders S.S.	Bray-zur
19	Karl Loebus	DB	5-11	184	4	King's College	2	Dorchester, Ont.	Regina Mundi C.H.S.	Low-bus
20	Christiaan Collerile	DB	6-1	200	4	Kinesiology	2	Mississauga, Ont.	Mississauga Warriors	Call-er-eye
21	Kalvin Johnson	DB	5-9	174	4	King's College	5	Brampton, Ont.	St. Margeurite D'Youville S.S.	
22	Myles Rombough	RB	6-0	201	4	King's College	3	London, Ont.	Catholic Central C.H.S.	Rom-baugh
23	Adam Sinclair	RB	5-11	197	4	Sciences	4	London, Ont.	Mother Theresa C.H.S.	
24	Nick Vanin	LB	6-2	218	3	Medical Sciences	2	London, Ont.	Catholic Central H.S.	
25	Clay Harris II	DB	5-11	190	4	King's College	4	West Henrietta, NY	University of Albany	
26	Matt Gruninger	DB	6-0	181	3	King's College	2	London, Ont.	London Junior Mustangs	
27	Mackenzie Ferguson	DB	5-10	160	2	Kinesiology	1	London, Ont.	London Jr. Mustangs	
28	Tom Marshall	RB	5-10	203	4	Social Sciences	4	London, Ont.	Mother Theresa C.H.S.	
29	Chuck Wall	REC	5-10	175	4	Social Sciences	2	Hamilton, Ont.	Hamilton Panthers	
30	Cole Majoros	REC	5-9	183	2	King's College	1	Fort Erie, Ont.	Lakeshore Catholic	Maj-or-us
31	Jordan Beaulieu	DB	5-11	198	2	King's College	2	Montreal, Que.	John Abbott College	Bow-lieu
32	Josh Woodman	DB	6-0	177	4	Social Sciences	3	Chatham, Ont.	Catham-Kent Cougars	
33	James Sifakis	FB	6-0	243	1	Law	5	Montreal, Que.	Vanier College	Sif-ah-kiss
35	David Mackie	RB	6-3	224	3	King's College	2	Jacksons Point, Ont.	Bill Crothers S.S.	
36	Preston Huggins	LB	5-11	205	4	Kinesiology	5	London, Ont.	London Falcons	
39	Kevin Marshall	FB	6-3	215	2	King's College	1	Port Moody, BC	St. Thomas More Collegiate	
40	Carl-Andre Potier	DB	6-2	190	4	BMOS	1	Laval, Que.	Upper Canada College	
42	Andrew Thurston	LB	6-0	217	2	Social Sciences	1	London, Ont.	Saunders S.S.	
43	Lawson Seddon	LB	6-0	220	3	Kinesiology	1	London, Ont.	London Junior Mustangs	
44	Philippe Dion	LB	5-11	223	2	King's College	1	Blainville, Que.	Champlain College	
46	Adam Wilken	LB	5-11	217	3	King's College	1	Hanover, Ont.	Mother Theresa C.H.S.	
49	John Biewald	DL	6-4	225	4	Social Sciences	4	Ottawa, Ont.	Ashbury College	
50	Hector De La Rosa	DL	5-11	234	4	King's College	1	London, Ont.	London Jr. Mustangs	
51	Conor Smith	DE	6-2	220	3	Social Sciences	1	Aurora, Ont.	Huron Heights	
52	Gregoire Bouchard	OL	6-2	300	2	King's College	1	Chicoutimi, Que.	Vanier College	
53	Kane McEwen	OL	6-2	272	4	Kinesiology	4	London, Ont.	Saunders S.S.	
55	Matt Van Praet	OL	6-1	280	4	Kinesiology	3	London, Ont.	London Junior Mustangs	Van Pray-te
58	Mark Wheatley	OL	6-1	259	3	Sciences	1	London, Ont.	London South C.I.	
60	Marshall Cino	OL	6-5	250	3	King's College	1	Grimsby, Ont.	Cardinal Newman	See-no
62	Kadeem Adams	OL	6-4	273	4	Social Sciences	4	Halifax, NS	Citadel Phoenix	
64	Sean Jamieson	OL	6-7	316	4	Kinesiology	4	Winnipeg, Man.	Oak Park H.S.	
65	Eddie Meredith	OL	6-6	311	4	Social Sciences	3	Toronto, Ont.	Boston College	
66	David Brown	OL	6-5	303	3	Sciences	1	London, Ont.	London Jr. Mustangs	
72	Marc Liegghio	K/P	5-8	197	1	King's College	1	Woodbridge, Ont.	Newmarket Bucs	Leg-e-o
75	Rupert Butcher	DL	6-5	296	4	Huron College	4	London, Ont.	London Jr. Mustangs	
77	Ben Kelly	K/P	6-4	195	2	Kinesiology	2	London, Ont.	London Central S.S.	
80	Justin Sanvido	REC	6-1	196	4	King's College	4	Vancouver, BC	Vancouver College	
81	Jake Frimeth	REC	5-10	178	3	King's College	1	Guelph, Ont.	Guelph Bears	
82	Jamal Kett	REC	6-5	214	3	Social Sciences		Orangeville, Ont.	Simon Fraser University	
83	Harry McMaster	REC	6-2	176	3	Social Sciences	2	Niagara Falls, Ont.	St. Paul's C.H.S.	
84	Matthew McDougall	REC	6-3	192	3	Social Sciences	3	Belleville, Ont.	Moirs S.S.	
86	Wes Robinson	REC	6-5	190	4	Sciences	1	London, Ont.	Catholic Central C.H.S.	
88	Zach Marcus	REC	6-0	275	2	King's College	1	London, Ont.	St. Andrew's College	

# 2015-16 ROSTER &

## PRONUNCIATION GUIDE

90	Connor Martin	DE	6-2	235	1	Engineering	1	Chatham, Ont.	Chatham-Kent	
92	Jake Karroum	DL	6-2	288	3	King's College	2	Toronto, Ont.	Sir John A. MacDonald S.S.	Ka-room
95	Jimmy Hawley	DL	6-5	258	3	Social Sciences	1	Stratford, Ont.	North Halton Crimson Tide	
97	Andrew Pedda	DL	6-1	294	4	King's College	3	London, Ont.	London Falcons	
	Aidan Bailey-Mcdade	DB	6-1	200	2	King's College	1	Belleville, Ont.	Moira Trojans	
	Ben Bergamin	QB	6-2	175	1	Kinesiology	1	London, Ont.	Central S.S.	Berg-a-min
	Tanner Cadwallader	REC	5-10	202	1	King's College	1	Georgetown, Ont.	North Halton Crimson Tide	
	Jordan Carter	DB	5-9	175	2	Social Sciences	1	Richmond Hill, Ont.	St. Andrew's College	
	Stefano Conte	DL	6-3	290	4	Social Sciences	1	Brampton, Ont.	St. Edmund Campion	
	Brian Dowds	REC	6-2	215	3	Business	2	Victoria, BC	Mount Douglas H.S.	
	Brett Ellerman	REC	6-4	193	1	King's College	1	Calgary, Alb.	St. Francis Browns	
	Charlton Elliott	DB	6-0	195	1	Graduate Studies	5	Pickering, Ont.	St. Francis Xavier	
	Cameron Fryer	OL	6-0	270	1	Sciencess	1	Ajax, Ont.	Andover Big Blue	
	Dylan Giffen	OL	6-8	345	1	King's College	1	Strathroy, Ont.	London Jr. Mustangs	
	David Inkumsah	REC	6-3	215	4	Social Sciences	2	Toronto, Ont.	Simcoe Suns	In-ca-su-ma
	Kieran Janes	DE	6-4	210	1	Social Sciences	1	New Westminster, BC	St. Thomas More Knights	
	George Jeffrey	DB	6-1	180	1	BMOS	1	Oakville, Ont.	T.A. Blakelock Tigers	
	Kevin John	QB	6-0	195	1	King's College	1	Mississauga, Ont.	Mississauga Warriors	
	Anthony Joyal	RB	5-11	202	1	King's College	1	Lennoxville, Que.	Champlain Cougars	Joy-al
	Morgan Lavoie	RB	5-7	185	3	Social Sciences	1	Welland, Ont.	Lakeshore Catholic	
	Miles Morton	DE	6-1	240	3	King's College	1	Hamilton Ont.	London Beefeaters	
	Nick Pinelli	OL	6-6	345	1	King's College	1	London, Ont.	Lucas Vikings	
	Lane Raposo	OL	6-4	265	1	King's College	1	Calgary, Alb.	Notre Dame Pride	
	Fraser Sopik	LB	6-0	205	1	BMOS	1	Aurora, Ont.	St. Andrews Saints	
	Mitchell Stadnyk	DL	6-1	260	1	BMOS	1	Sault Ste. Marie, Ont.	St. Mary's Knights	
	Aaron Stora-Nelson	REC	6-3	215	4	King's College	1	Markham, Ont.	Markham Raiders	
	Trevel Thomas-Wright	DB	5-9	170	1	King's College	1	Etobicoke, Ont.	Team Ontario, Etobicoke Rams	
	Cameron Wright	DB	6-1	203	2	BMOS	1	Ancaster, Ont.	Hamilton Hurricanes	
	Francis Znidarec	DL	6-4	252	3	Social Sciences	1	Etobicoke, Ont.	Atlanta Sports Academy	Zin-derek

### PRACTICE ROSTER AND INJURED RESERVE

	Malik Besseghieur	REC	5-11	173	1	Kinesiology	1	Nanaimo, BC	Nanaimo Islanders	Bess-ing-jur
	Nathan Christopher	DE	6-3	225	1	Kinesiology	1	London, Ont.	St. Thomas Aquinas	
	Austin Cooper	FB	6-0	220	1	Social Sciences	1	Deep River, Ont.	Moira S.S.	
	Aaron Heffernan	DB	6-0	180	1	MIT	1	Nobleton, Ont.	King City S.S.	
	Shakiym Hoyte	LB	5-9	195	1	King's College	1	Lennoxville, Que.	Champlain Cougars	Hoyt
	Bleska Kambamba	DB	5-11	185	1	Kinesiology	1	London, Ont.	Mother Theresa C.H.S.	Bles-ka Ka-bam-ba
	Mark Lego	RB	5-9	216	2	King's College	1	Delta, BC	Seaquam Seahawks	
	Lucas MacLellan	DL	6-4	275	1	King's College	1	Georgetown, Ont.	North Halton Crimson Tide	
	Zach MacLellan	DL	6-5	280	1	King's College	1	Georgetown, Ont.	North halton Crimson Tide	
	Adam Marchese	DB	6-0	200	1	King's College	1	St. Davids, Ont.	Holy Cross C.H.S.	
	Jeremy O'Neill	OL	6-3	300	2	King's College	1	Belleville, Ont.	Kingston Grenadiers	
	Josh Pinnock	OL	6-4	320	1	King's College	1	Ajax, Ont.	Canada Prep, Pickering Dolphins	
	Mohammed Sarikahya	DL	6-3	325	1	Sciences	1	London, Ont.	South Lions	Sar-e-kay-a
	Nathan Smith	FB	6-0	238	1	King's College	1	Brampton, Ont.	GTA Grizzlies	
	Antonio Valvano	FB	6-1	241	2	King's College	1	St. Catharines, Ont.	St. Francis C.S.S.	
	Jack Vernon	QB	6-0	190	1	Arts and Humanities	1	Toronto, Ont.	Canada Prep, Metro Wildcats	
	Mark Vita	DB	5-10	170	1	Kinesiology	1	London, Ont.	London Junior Mustangs	
	Connor Wicklum	QB	6-2	180	1	Engineering	1	Calgary, Alb.	Western Canada H.S.	
	Josh Ross	DB	5-11	185	3	Social Sciences	1	Burlington, Ont.	Nelson Football	
	Eli Sacco	LB	5-10	213	1	King's College	1	St. Catherines, Ont.	Niagra Spears, Sir Winston Churchill	

**2014**  
**SEASON**  
**IN REVIEW**

# 2014 BOX SCORES

Photo by Gary Jubenville



## SEPT. 6 AT YORK

	1	2	3	4	OT	F
<b>Western</b>	17	24	6	14	-	61
<b>York</b>	0	0	0	0	-	0

## Big first half leads Mustangs over Lions in season opener

By Tony von Richter

TORONTO – Quarterback Will Finch threw for 253 yards and three touchdowns to help lead the Western Mustangs to a 61-0 win over the York Lions on Saturday afternoon at York Stadium.

“I thought we did a good job—we played pretty consistent, we did a good job dominating the offensive line and our defensive line was strong,” said Western head coach Greg Marshall following the win.

“York’s young and they got injuries out there. They’re young up front—they lost a couple kids today so I hope they’re okay but you know what our guys looked good. They were pretty sharp, they came out pretty hungry. The guys looked pretty sharp out there and Will was good. There were some things that we kept it pretty basic.”

Finch, who was nearly perfect on the day, completed 21 of 25 passes to lead a Mustangs offence that fired on all cylinders in their first game of the 2014 campaign, racking up 650 total yards including 280 yards through the air and another 370 on the ground.

Five different Mustangs found the end zone on Saturday, including Finch with three touchdown passes and Matt Uren with two first half TDs. Brian Marshall, Yannick Harou, and Stevenson Bone also chipped in with one score a piece.

In his first game as a Mustang kicker Zack Medeiros performed well, going 4-6 on field goals with three singles and six extra points to record 21 total points in his Western debut.

On the other side of the ball the purple and white defence was led by Jesse McNair and Malcolm Brown with four tackles each, while Daryl Waud led the team with two sacks. Although he may not have led the team in stops, Calvin Johnson had the defensive highlight of the day, picking off a pass from York quarterback Todd Hoover and taking it back for six points late in the second quarter.

The Mustangs opened the scoring early, as following a conceded safety from the Lions, Harou scored on a three-yard run to put Western up 9-0 just over five minutes into the game. Finch and Uren then connected for their first touchdown of the day, scoring on a 40-yard pass to give Western a 17-0 lead after the first quarter.

Western’s offence continued to roll in the second frame, and it was Finch and Uren connecting once again, this time on a 14-yard pass to extend the Mustangs lead to 24-0. They’d make it 31-0 a short time later on a fantastic catch from Brian Marshall in traffic with a York defender. Following a 30-yard field goal from Medeiros, Johnson rounded out the first half scoring with a 37-yard interception return.

The second half saw more of the same, although it was Medeiros providing the bulk of the scoring, connecting on field goals from 15, 26, and eight yards along with two singles and an extra point following a rushing touchdown from Bone to cement a 61-0 win for the Mustangs.

Western now gets set to take on the Queen’s Gaels on Saturday, September 13 at Richardson Stadium. Game time is set for 1 p.m. and fans can watch all the action live on OUA.tv, or listen live on CHRW Radio and 1290 AM CJBK with Tom McConnell and legendary Mustangs coach Larry Haylor calling all the action.

<b>TEAM STATS</b>	<b>WES</b>	<b>YRK</b>
First Downs	37	9
Rushes - Yards (Net)	48-398	17-56
Passing Yards (Net)	281	95
Passes C-A-I	24-29-0	10-25-2
Team Losses	-3	-21
Total Offensive Plays-Yards	78-676	46-130
Punt Returns-Yards	9-122	2-13
Kick Returns-Yards	2-85	5-79
Interception Returns-Yards	2-42	0-0
Punts-Avg.	2-40.0	10-36.4
Sacks-Yards	4-29	1-1
Fumbles-Lost	2-2	1-1
Penalties-Yards	14-117	3-25

### WESTERN LEADERS

**Rushing:** Garret Sanvido (12-127)

**Passing:** Will Finch  
(21-25-0, 253 YDS, 3 TD)

**Receiving:** Brian Marshall (8-105, 1 TD)

**Defensive:** J. McNair & M. Brown  
(4 tackles)

### YORK LEADERS

**Rushing:** Connor Anderson (11-37)

**Passing:** Todd Hoover (6-14-2, 51 YDS)

**Receiving:** Adam Adeboboye (5-47)

**Defensive:** Hussein Hazime  
(12 tackles, 1 sack)

# 2014 BOX SCORES

Photo by Gary Jubenville



## SEPT. 13 AT QUEEN'S

	1	2	3	4	OT	F
Western	2	17	7	17	-	43
Queen's	3	0	9	0	-	12

## Strong second quarter powers Western to win over Queen's

By Tony von Richter

KINGSTON, Ont. – A balanced attack combined with a 17-point second quarter helped the Western Mustangs football team pick up a 43-12 win over the Queen's Gaels on Saturday afternoon at Richardson Stadium.

With the win, Western's first victory in Kingston since the 2007 season, the Mustangs move to 2-0 on the year while the Gaels fall to 0-3.

The Mustangs used both the passing attack and ground game in equal measure on Saturday, recording 319 yards through the air and 318 on the ground. Leading the way was third-year quarterback Will Finch, who accounted for 431 yards of offence, with 319 yards passing and another 112 yards rushing, while also recording two touchdowns on the day.

Receivers Brian Marshall and Justin Sanvido led both teams with 116 and 100 yards receiving respectively, while Matt Uren earned 109 total yards, catching three passes for 19 yards with one touchdown and rushing for 90 yards on only eight attempts with one touchdown.

Defensively the Mustangs were led by two of their younger players in first-year linebacker Jean-Gabriel Poulin and second-year defensive back Jesse McNair. Poulin topped the Mustangs score sheet with 75 tackles, including six solo stops, while McNair followed just behind with six tackles and a sack. Fellow defensive back Josh Woodman recorded Western's one interception on the day while also recording 4.5 tackles.

On the other end of the field, Queen's quarterback Billy McPhee threw for 214 yards on 19-of-37 passing with one touchdown and one interception, while receiver Alex Carroll hauled in six passes for 88 yards and one touchdown.

Both teams got off to a slow start in the first quarter thanks in part to heavy wind and rain causing problems for the offence on both sides. Queen's opened the scoring with a 10-yard field goal off the foot of London native Dillon Wamsley midway through the first quarter, and that would be nearly all the scoring in the frame before Western recorded a safety in the final minute to cut the Gaels lead to 3-2 after the opening 15 minutes.

After a conceded safety from Queen's put the Mustangs in front a little over four minutes into the second quarter, Western extended their lead when Finch connected with Uren on an 11-yard pass to put the purple and white up 11-3. Zack Medeiros made it 12-3 with a single on the ensuing kick off before the Mustangs struck again with less than two minutes left in the frame, capping off an eight-play, 68-yard drive with a one-yard rushing touchdown from Garret Sanvido to send the game to the half with Western up 19-3.

Queen's cut the lead to 19-5 early in the following quarter after a high snap forced Western to concede a safety, however the Mustangs fired back just over three minutes later after an 18-yard run from Uren resulted in six points. The Gaels responded on the ensuing drive, marching 81 yards on 12 plays before finishing things off with a two-yard pass from McPhee to Carroll to make it 26-12 for Western after three quarters.

Those would be the final points of the day for the Gaels as Western rounded out the scoring with an 18-yard touchdown run from Finch, a four-yard run from Tom Marshall, and a 39-yard field goal from Medeiros to give the Mustangs a 43-12 victory.

TEAM STATS	WES	QUE
First Downs	33	20
Rushes - Yards (Net)	45-318	22-73
Passing Yards (Net)	319	219
Passes C-A-I	21-32-1	20-39-1
Team Losses	-60	-49
Total Offensive Plays-Yards	83-577	67-243
Punt Returns-Yards	13-108	9-37
Kick Returns-Yards	3-81	4-51
Interception Returns-Yards	1-3	1-0
Punts-Avg.	8-31.6	14-40.6
Sacks-Yards	6-43	6-14
Fumbles-Lost	5-2	3-2
Penalties-Yards	11-60	5-30

### WESTERN LEADERS

**Rushing:** Will Finch (13-112, 1 TD)  
**Passing:** Will Finch (21-32-1, 319 YDS, 1 TD)  
**Receiving:** Brian Marshall (6-116)  
**Defensive:** J-G. Poulin (7.5 tackles)

### QUEEN'S LEADERS

**Rushing:** Jonah Pataki (14-45)  
**Passing:** Billy McPhee (19-37-1, 214 YDS, 1 TD)  
**Receiving:** Alex Carroll (6-88, 1 TD)  
**Defensive:** Derek Wiggan (7.5 tackles)

# 2014 BOX SCORES

Photo by Gary Jubenville



## SEPT. 20 VS TORONTO

	1	2	3	4	OT	F
Toronto	0	8	0	7	-	15
Western	15	21	13	14	-	63

## Mustangs pick up win over Toronto on Homecoming Weekend

By Daniel Weryha

LONDON, Ont. – In front of a packed house of 11,489 fans on Homecoming Weekend, the Western Mustangs football team rolled through the University of Toronto Varsity Blues 63–15 for their first home victory of the season.

With the win the CIS No. 3 Mustangs move to 3-0 on the season and sit tied for second in the OUA, while the Varsity Blues move to 1-3 on the year.

The Mustangs offence, working in and out of the read-option, marched the ball downfield for a flawless opening drive that was capped off by a seven-yard touchdown run by fifth-year running back, Garret Sanvido.

But, even as the Mustangs poured it on, sloppy play and turnovers were the story in the early stages of the game.

The Mustangs offence turned the ball over five times in the first two quarters but still managed to tack on 36 first-half points.

Despite turnovers providing opportunities for the Varsity Blues offence, the Mustangs defence was poised as they held their opponents to only eight points in the first half, including an impressive three-play goal line stand in the second quarter.

In the end, the Mustangs offence was too much for the Varsity Blues. The Mustangs racked up 804 total yards and converted all six of their trips to the red zone, compared to 223 yards of offence for Toronto.

Will Finch, the Mustangs third-year quarterback, had a roller coaster of a game. Finch threw four interceptions but managed to produce a big game both in the air and on the ground.

"I made some bad reads and some bad throws and I just need to get better on that stuff. You just need to throw it out of your mind. You can't dwell on it," said Finch.

The Mustangs quarterback completed 25-of-37 passes for 314 yards and two touchdowns, while also adding 68 yards on the ground and two rushing touchdowns.

Finch was happy with the team's win but felt that he has to play better.

"I'm pretty hard on myself, so whenever I overthrow someone or under throw someone I just get down on myself," Finch said. "I need to get better, but as a team, it was a great team victory."

After struggling to find his receivers downfield for the better part of the first quarter, Finch settled down. He connected with fourth-year slot back, Matt Uren, for the seven-yard score to give his team a commanding 29-point lead early in the second quarter.

"We made the difficult throws today, but sometimes we just need to make the easy ones," said Mustangs head coach Greg Marshall.

The Mustangs veteran pass catchers had solid performances. Uren hauled in eight passes for 61 yards and two touchdowns while fifth-year receiver Brian Marshall had six receptions for 107 yards and a touchdown.

Yannick Harou, the Mustangs third-year running back, and Sanvido split the bulk of the Mustangs carries. Harou rushed 13 times for a team-leading 96 yards and punched in a two-yard touchdown in the second quarter.

TEAM STATS	TOR	WES
First Downs	11	52
Rushes - Yards (Net)	13-27	53-408
Passing Yards (Net)	258	397
Passes C-A-I	18-35-0	32-45-4
Team Losses	-60	0
Total Offensive Plays-Yards	53-225	98-805
Punt Returns-Yards	12-502	5-239
Kick Returns-Yards	7-154	3-55
Interception Returns-Yards	4-0	0-0
Punts-Avg.	12-41.8	5-47.8
Sacks-Yards	0-0	5-38
Fumbles-Lost	0-0	1-1
Penalties-Yards	12-110	10-75

### TORONTO LEADERS

**Rushing:** Lucas Gavac (4-14)

**Passing:** Siman Nasser (11-21, 315 YDS)

**Receiving:** Michael Kanopolous (2-77)

**Defensive:** Jaiden McBride (11.5 tackles)

### WESTERN LEADERS

**Rushing:** Yannick Harou (13-96)

**Passing:** Will Finch (25-37-4, 51 YDS)

**Receiving:** Brian Marshall (6-107)

**Defensive:** Jesse McNair  
(4.5 tackles)

# 2014 BOX SCORES

Photo by Gary Jubenville



## SEPT. 27 AT WATERLOO

	1	2	3	4	OT	F
Western	28	14	10	17		69
Waterloo	3	0	0	0	-	3

### Strong start leads Mustangs over Waterloo

By Tony von Richter

WATERLOO, Ont. – The Western Mustangs football team got off to a fast start, scoring 21 points in the opening 10 minutes, and never looked back, defeating the Waterloo Warriors 69-3 on Saturday afternoon at Warrior Field.

“You know it is what it is. I thought that up front we’re just stronger than they are. We didn’t want to just keep running the same plays and hammer and that but guys ran hard— I think we got our feet underneath us,” said Western head coach Greg Marshall following the game.

Eight Mustangs had touchdowns in Saturday’s win as the team racked up 753 yards of total offence, while limiting the Warriors to 183 offensive yards.

Starting quarterback Will Finch topped the Mustangs score sheet with 207 yards on 10-for-17 passing with three touchdowns. The Burlington native also added 12 yards rushing and one rushing touchdown in his two quarters of action before giving way to backup Stevenson Bone in the second half. Bone went 6-for-8 in the air with 145 yards passing, one touchdown, and one interception, along with 31 yards rushing on five attempts.

The Mustangs rushers recorded 401 yards on the ground with four players running for more than 50 yards on the day. Third-year back Yannick Harou had an excellent game, rushing for 104 yards on only eight attempts with one touchdown, while also recording 94 yards on punt returns for a total of 198 yards in the win. Rookie running back Alex Taylor shined in the second half, rushing for 102 yards on seven carries, including one for 48-yards, and one touchdown. Rounding out the Mustangs top rushers were Alex Sinclair with 74 yards, and Garret Sanvido with 65 yards and two touchdowns.

Ten different Mustangs served as targets in the team’s passing attack with four players, Brian Marshall, Matt McDougall, Matt Brazier, and George Johnson, all finding the end zone.

Defensively, Ricky Osei-Kusi led the purple and white with 3.5 tackles, 1.5 sacks, and 1 forced fumble, which he also recovered. Kicker Zack Medeiros scored 15 points on the day, going 9-for-9 on extra points as well as making both field goal attempts.

The Mustangs didn’t wait long to put points on the board as Yannick Harou racked up 46 yards, including a fantastic 34-yard run, to put Western up 7-0 after the team’s first drive four minutes into the game. The score jumped to 14-0 for the Mustangs only a minute later as an interception by Josh Woodman set up a 35-yard touchdown pass from Finch to George Johnson on the ensuing play to extend the Mustangs lead. Garret Sanvido then capped off the Mustangs fast start just over three minutes later, with a three-yard touchdown run to give Western a 21-0 lead less than ten minutes into the contest.

Waterloo got on the board late in the first, as Caleb Girard hit a 41-yard field goal to cut Western’s lead to 21-3. It appeared the score would stay that way for the remainder of the quarter, until a forced fumble from Osei-Kusi set up a 45-yard catch-and-run from McDougall to give Western a 28-3 lead entering the second frame.

Unfortunately for the hometown crowd those would be the Warriors only points of the day as Western blanked the remaining three quarters while scoring 31 points of their own to record a 69-3 victory.

TEAM STATS	WES	WAT
First Downs	36	16
Rushes - Yards (Net)		
Passing Yards (Net)	47-401	15-46
Passes C-A-I	16-25-1	19-36-3
Team Losses	0	0
Total Offensive Plays-Yards	72-753	51-244
Punt Returns-Yards	9-167	3-8
Kick Returns-Yards	1-34	9-171
Interception Returns-Yards	3-24	1-33
Punts-Avg.	3-46.3	10-41.3
Sacks-Yards	7-61	0-0
Fumbles-Lost	1-1	1-1
Penalties-Yards	15-163	6-43

### WESTERN LEADERS

**Rushing:** Yannick Harou (8-104)

**Passing:** Will Finch (10-17-0, 207 YDS, 3 TD)

**Receiving:** Matt Uren (3-62)

**Defensive:** David Mackie (4.5 tackles)

### WATERLOO LEADERS

**Rushing:** Glorian Ganza (2-22)

**Passing:** Jamie Cook (17-29-1, 180 YDS)

**Receiving:** Mike Dedys (7-88)

**Defensive:** Greg Zaitz (18.5 tackles)

# 2014 BOX SCORES

Photo by Gary Jubenville



## OCT. 4 VS McMASTER

	1	2	3	4	OT	F
McMaster	5	10	7	10	-	32
Western	11	6	5	7	-	29

## Mustangs fall to Marauders in first loss of the season

By Daniel Weryha

LONDON, Ont. – A hopeful Mustangs crowd was silenced by a late fourth quarter touchdown that led to the Western Mustangs 32-29 loss at the hands of their Ontario University Athletics rivals, the McMaster Marauders.

With a four-point lead and just under four minutes left in the game, the Mustangs found themselves in Marauders territory.

But, on a read-option play, Western Mustangs quarterback Will Finch pulled the ball back and fired it into the center of the field where it was picked off.

The turnover gave the Marauders offence just enough life to put seven points on the board and take the lead with less than a minute remaining on the clock.

The Marauders gave the Mustangs their first loss of the regular season, and their first loss at home since September 29, 2012, also at the hands of McMaster.

In a game that featured six total field goals between the two teams, the standout moment was OUA record breaking kick made by Marauders kicker, Tyler Crapigna. Crapigna's 20-yard field goal late in the second quarter broke the career field goal record of 77 previously held by former Western kicker Lirim Hajrullahu.

Right from the start, special teams was a huge factor as both the Mustangs and the Marauders exchanged safeties to start the game.

But after a short field goal from Crapigna, the Mustangs put up the first big score of the game as Finch avoided a sack in the backfield, and kept the ball for the seven-yard touchdown to take back the lead.

And still, the pass rush didn't let up. Every time the Mustangs found a way to escape pressure, the Marauders would bring more.

McMaster's aggressive play calling led to six sacks, two fumbles and created pressure in the Mustangs backfield on multiple occasions.

In the midst of all the pressure however, Finch managed to complete 20 of his 29 passes for 279 yards, and one touchdown. On the other side of the field McMaster quarterback Marshall Ferguson had a strong game as well, throwing for 351 yards with three touchdowns and one interception, while completing 30 of his 52 passing attempts.

The Mustangs struggled to find their rhythm as they were plagued by injuries right from kickoff. All three of the Mustangs top receivers from last season were banged up throughout the first half.

However, even with the thinning receiving corps, the Mustangs relied on second-year wide out Shaquille Johnson to make plays.

The 2012 Canadian Interuniversity Sport rookie of the year had seven catches for 137 yards and a touchdown.

The Mustangs also moved the ball effectively on the ground.

Finch rushed 13 times for 91 yards and touchdown while Mustangs running back Yannick Harou put up 77 yards of his own on nine carries.

TEAM STATS	MAC	WES
First Downs	25	30
Rushes - Yards (Net)	21-87	32-224
Passing Yards (Net)	370	314
Passes C-A-I	32-55-1	21-30-1
Team Losses	-86	-52
Total Offensive Plays-Yards	76-371	68-486
Punt Returns-Yards	8-97	6-49
Kick Returns-Yards	3-57	6-101
Interception Returns-Yards	1-6	1-0
Punts-Avg.	9-35.1	10-38.7
Sacks-Yards	6-40	0-0
Fumbles-Lost	0-0	3-2
Penalties-Yards	10-96	7-80

### McMASTER LEADERS

**Rushing:** Wayne Moore (13-55)

**Passing:** Marshall Ferguson (30-52-2, 351 YDS, 3 TD)

**Receiving:** Max Cameron (7-97, 1 TD)

**Defensive:** Nicholas Shortill (10.5 tackles, 1.5 sacks)

### WESTERN LEADERS

**Rushing:** Will Finch (13-86, 1 TD)

**Passing:** Will Finch (20-29-1, 279 YDS, 1 TD)

**Receiving:** Shaquille Johnson (7-137, 1 TD)

**Defensive:** Malcolm Brown (7 tackles)

# 2014 BOX SCORES

Photo by Gary Jubenville



## OCT. 9 VS LAURIER

	1	2	3	4	OT	F
Laurier	3	3	0	14	-	20
Western	16	19	23	3	-	61

## Mustangs rebound with 61-20 win over Golden Hawks

By Tony von Richter

LONDON, Ont. – After taking their first loss of the season less than a week ago, the Western Mustangs bounced back with a 61–20 victory over the Laurier Golden Hawks to secure their fifth win of the season on Thursday night at TD Stadium.

With Will Finch, the Mustangs starting quarterback, sidelined due to injury, it wasn't clear which Mustangs offence was going to show up to play come game time.

But backup Stevenson Bone was fluid in his delivery of 35 first-half points — a half that was capped off by a 48-yard run. The play set up his own 20-yard rushing touchdown that gave his team a commanding 32 point-lead.

The Mustangs kept their foot on the pedal as they proceeded to put up another 26 points in the second half.

Despite a few mistakes, Bone showed his ability to move the chains, and manage the game for the Mustangs. Bone completed 19 of his 25 passes for 285 yards and three touchdowns. He also added 86 yards on seven carries and a rushing touchdown.

Brian Marshall, Western's senior slot back, stood out as Bone's favourite target. Bone connected with Marshall eight times for 157 yards and a touchdown.

Thursday night's performance could serve as a wake up call for the other teams in Ontario University Athletics. Even without their starting quarterback, the Mustangs offence fired on all cylinders.

The Mustangs run game was hardnosed as the team ripped off 431 total yards on 49 carries. Garret Sanvido led the unit with 165 yards on 17 carries just two weeks after suffering a knee injury in Waterloo.

Considering the Mustangs offence struggled to execute at times in last week's loss the Marauders, their performance against Laurier was night and day. The offence produced 720 total yards.

But even as the Mustangs offence soaked up the Thursday night spotlight, the defence did not go unnoticed. Matched up against the league's top rusher, the Mustangs defensive front contained the Golden Hawks running back, Dillon Campbell just long enough for their offence to put up an insurmountable lead.

Laurier's first touchdown didn't come until the start of the fourth quarter — a touchdown that was set up by a screen pass to Campbell. He managed 111 yards on 18 carries with one touchdown. Campbell has put up at least 100 yards rushing in all six games this season, and now owns Laurier's single-season rushing record with 1,132 yards so far this year.

The CIS' leading rusher also added five receptions for 87 yards receiving courtesy of quarterback, James Fracas, who posted 21 completions, 285 yards and one touchdown of his own.

However, everything seemed to go in Western's favour. The Mustangs turned a run of the mill Laurier punt into six points after the partially blocked kick was caught and returned by Mustangs safety, Trevor Lass as time expired in the third quarter.

In addition to the return, the Mustangs special teams contributed another 21 points on five field goals and six extra points from kicker, Zack Medeiros.

TEAM STATS	WLU	WES
First Downs	23	40
Rushes - Yards (Net)	30-181	49-431
Passing Yards (Net)	285	295
Passes C-A-I	21-33-2	20-26-0
Team Losses	-33	-4
Total Offensive Plays-Yards	64-433	76-720
Punt Returns-Yards	3-16	6-152
Kick Returns-Yards	7-194	3-68
Interception Returns-Yards	0-0	2-3
Punts-Avg.	5-34.4	3-40.7
Sacks-Yards	1-3	1-9
Fumbles-Lost	0-0	2-1
Penalties-Yards	9-100	8-80

### LAURIER LEADERS

**Rushing:** Dillon Campbell (18-111, 1 TD)

**Passing:** James Fracas (21-33-2, 285 YD, 1 TD)

**Receiving:** Dillon Campbell (5-87)

**Defensive:** Chris Ackie (8 tackles)

### WESTERN LEADERS

**Rushing:** Garret Sanvido (17-165)

**Passing:** Stevenson Bone (19-25, 285 YDS, 3 TD)

**Receiving:** Brian Marshall (8-157, 1 TD)

**Defensive:** Phil N'Djore (7.5 tackles)

# 2014 BOX SCORES

Photo by Gary Jubenville



## OCT. 18 AT GUELPH

	1	2	3	4	OT	F
<b>Western</b>	6	17	16	7	-	46
<b>Guelph</b>	10	13	14	12	-	49

## Gryphons Down Mustangs on last-second field goal

By Tony von Richter

GUELPH, Ont. – A last second field goal from kicker Daniel Ferraro lifted the Guelph Gryphons over the Western Mustangs football team by a 49-46 score on Saturday afternoon at Alumni Stadium.

Ferraro's field goal provided the final piece of a wild finish in a game that featured 95 points, 941 yards of total offence, and four lead changes between the two teams.

The Mustangs offence was led by the trio of quarterback Will Finch, and running backs Garret Sanvido and Adam Sinclair. Finch racked up 259 yards through the air with three touchdowns and one interception on 24-for-37 passing. He also gained 62 yards on the ground. Sanvido's 98 yards rushing on 23 attempts led the Mustangs ground game with two touchdowns. Sinclair also recorded two touchdowns on the day, both on passes from Finch, and finished with five catches for 41 yards.

The Gryphons opened the scoring on Saturday, finishing their opening 97-yard drive with a two-yard touchdown pass from Jazz Lindsey to Mason Swift to put the home side up just over five minutes into the game.

Despite the heavy wind, the kickers then took over the scoreboard for the rest of the frame with Medeiros hitting a 36-yard field goal on the ensuing drive before Daniel Ferraro responded with a 19-yarder into the wind. Medeiros registered the final points of the quarter, nailing a 19-yard kick of his own to cut the Gryphons lead to 10-6 after the first 15 minutes.

Western's offence took control early in the second quarter, scoring their first major of the day on a 16-yard pass from Finch to Sinclair just over two minutes in. The purple and white resumed their attack once they got the ball back, scoring on their first play from scrimmage as Finch connected with Shaquille Johnson on a 37-yard pass to put Western up 20-10. Western added another field goal, however 13 points from Guelph made it 23-23 heading into the half.

While it was the Mustangs offence that got off to a hot start in the second quarter it was the Gryphons turn in the third. After recovering their opening kickoff, a long pass from Lindsey to Fraser put the Gryphons in front by seven. That lead jumped to 14 points after the home side converted a Mustangs interception into a short-yard touchdown run from Rob Farquharson.

With momentum firmly on the Gryphons side, the Mustangs fought back, scoring on the next drive on a two-yard run from Sanvido. Sanvido wasn't done with one touchdown however, as the running back earned 28 yards on a 55-yard scoring drive midway through the third quarter, finishing things off with a one-yard run to tie the game at 37-37. The Gryphons would concede a safety shortly thereafter to send the game into the final quarter with a 39-37 lead.

Western scored the first major of the quarter with just 3:19 remaining as Finch connected with Sinclair on a five-yard pass to give Western a 46-38 lead late in the contest.

The Gryphons responded with a touchdown of their own when Lindsey found offensive lineman Matthew Toppan in the end zone on a tackle eligible play, bringing Guelph within two points. Guelph tied the game on a two-point convert attempt on a pass from Lindsey to Charette, setting the stage for Ferraro's last second kick that gave the Gryphons a 49-46 win.

TEAM STATS	WES	GUE
First Downs	33	32
Rushes - Yards (Net)	43-199	22-26
Passing Yards (Net)	258	513
Passes C-A-I	24-37-1	34-53-1
Team Losses	0	-66
Total Offensive Plays-Yards	80-457	76-483
Punt Returns-Yards	4-27	3-19
Kick Returns-Yards	5-50	6-148
Interception Returns-Yards	1-0	1-18
Punts-Avg.	5-35	6-32.7
Sacks-Yards	1-12	0-0
Fumbles-Lost	3-1	1-0
Penalties-Yards	11-94	10-110

### WESTERN LEADERS

**Rushing:** Garret Sanvido (23-99)  
**Passing:** Will Finch (24-27-1, 258 yds, 3 TD)  
**Receiving:** Justin Sanvido (7-93)  
**Defensive:** Ricky Osei-Kusi (8 tackles, 1 sack)

### GUELPH LEADERS

**Rushing:** Brandon Gordon (3-26)  
**Passing:** Jazz Lindsay (34-53-1, 513 YDS, 4 TD)  
**Receiving:** A'dre Fraser (11-210, 1 TD)  
**Defensive:** Curtis Newton (9 tackles)

# 2014 BOX SCORES

Photo by Gary Jubenville



## OCT. 25 VS WINDSOR

	1	2	3	4	OT	F
Windsor	14	0	0	7	-	21
Western	0	18	11	14	-	61

### Mustangs clinch third place with 43-21 win over Windsor

By Daniel Weryha

LONDON, Ont. – After taking their first road loss of the season in Guelph last week, the Western Mustangs closed out their OUA regular season with a 43–21 win over the Windsor Lancers on Saturday afternoon at TD Stadium.

With the victory, the Mustangs clinched third place in Ontario University Athletics and will now host the Laurier Golden Hawks next weekend in an OUA Quarterfinal matchup.

However, Saturday's win came at a cost as quarterback Will Finch left the game in the second quarter. Play was stopped late in the second quarter as Finch was taken off the field, leaving Stevenson Bone to step behind centre for the remainder of the game.

Bone had another solid performance in relief of Finch, as Western's backup quarterback completed six of his 12 passes for 127 yards and touchdown. Bone also had a touchdown opportunity taken away when his pass was picked off by the Lancers defence in the end zone.

At the end of the day, the Mustangs walked away with the win, but a series of mistakes plagued them early on.

On their first drive, the Mustangs offence moved the ball efficiently down field, but a Brian Marshall fumble on the goal line halted the early game momentum.

The Lancers answered with touchdowns on their next two drives, as Austin Kennedy connected with Gilbert Stewart and then Evan Pszczonak to take a 14-point lead.

Despite giving life to the Windsor lancers, the Mustangs found success moving the ball on the ground. They ran the ball 45 times for 351 total yards with Harou carrying the brunt of the load in the backfield.

Late in the first half, on third down and only a yard, Harou busted out a 50-yard run to pick up the first down and put his team in scoring position. One play later, Finch found fullback Tom Marshall for the nine-yard catch-and-run for their first touchdown of the game.

Harou finished the day with a season high 21 carries for 209 yards, to average 10 yards per carry.

Also featured in the run game was rookie running back, Alex Taylor. As a change of pace back, the Winnipeg, Manitoba native carried the ball eight times for 82 yards and a touchdown.

Taylor's 82-yard performance was highlighted by a 41-yard touchdown run to put the game out of reach in the fourth quarter.

The rookie was also dynamic on special teams. Taylor returned six kickoffs for 168 yards, including one for 50 yards in the third quarter to set up a touchdown pass on the next play.

Along with the ground game, the Mustangs receiving corps was solid once again.

Justin Sanvido, the Mustangs third-year wide receiver, was sure-handed in the passing game. He led the team with four catches for 104 yards and a touchdown.

Despite conceding two first quarter touchdowns, the Mustangs defence shut down the Lancers until the fourth quarter. By that time, the Mustangs had taken a commanding 15-point lead, eventually claiming a 43-21 win.

TEAM STATS	WIN	WES
First Downs	25	28
Rushes - Yards (Net)	25-158	45-351
Passing Yards (Net)	293	258
Passes C-A-I	17-42-1	12-23-1
Team Losses	-57	-20
Total Offensive Plays-Yards	68-394	69-589
Punt Returns-Yards	7-75	4-43
Kick Returns-Yards	5-81	7-176
Interception Returns-Yards	1-0	1-58
Punts-Avg.	5-27.2	6-45.3
Sacks-Yards	1-17	1-1
Fumbles-Lost	1-1	3-1
Penalties-Yards	8-83	11-140

### WINDSOR LEADERS

**Rushing:** Austin Kennedy (17-41, 3 TD)

**Passing:** Austin Kennedy (17-41-1, 293 YDS, 3 TD)

**Receiving:** Evan Pszczonak (5-82, 2 TD)

**Defensive:** Luke Lefler (8 tackles)

### WESTERN LEADERS

**Rushing:** Yannick Harou (21-209)

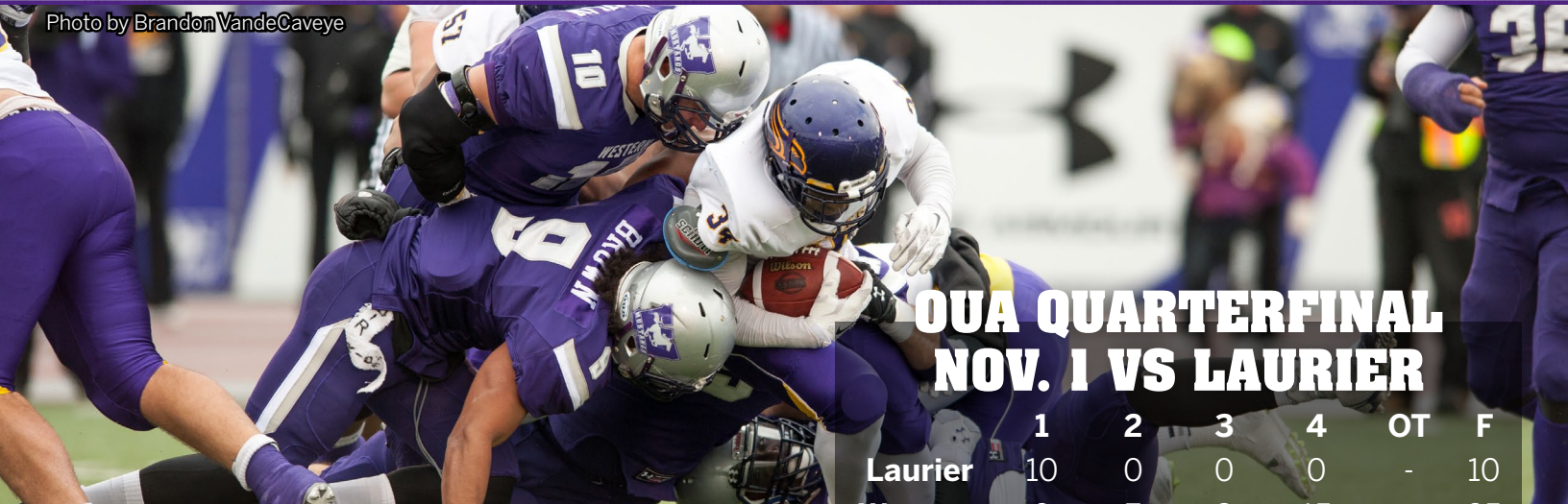
**Passing:** Will Finch (6-11, 131 YDS, 1 TD)

**Receiving:** Justin Sanvido (4-104, 1 TD)

**Defensive:** Preston Huggins (8 tackles)

# 2014 BOX SCORES

Photo by Brandon VandeCaveye



## OUA QUARTERFINAL NOV. 1 VS LAURIER

	1	2	3	4	OT	F
Laurier	10	0	0	0	-	10
Western	0	7	3	15	-	25

## Mustangs top Laurier 25-10 in OUA Quarterfinal

By Daniel Weryha

LONDON, Ont. – In the coldest game of the season so far, the Western Mustangs downed the Laurier Golden Hawks 25–10 in an Ontario University Athletics quarterfinal matchup on Saturday afternoon at TD Stadium.

The Mustangs trailed the Golden Hawks for most of the game but with two field goals, and three safeties they inched forward to take the lead in the fourth quarter.

The defensive chess match kept things close but a late fourth quarter rally by the Mustangs offence blew the game wide open.

The Mustangs defence completely shut down the Golden Hawks passing game, limiting quarterback James Fracas to seven completed passes for 36 yards. Even Dillon Campbell, the top rusher in the regular season was kept relatively in check. Averaging 182.2 yards per game coming into today, Campbell finished the game with 25 carries for 134 yards and a touchdown that was set up by an interception thrown inside the Mustangs 20-yard line.

The Mustangs defence had three sacks, two interceptions and held the Golden Hawks to 165 total offensive yards. They also recovered two fumbles.

The first Mustangs touchdown didn't come until the very end of the contest, as Yannick Harou crossed the goal line with 2:03 left in the fourth quarter to cement the Mustangs victory. Instead, the Mustangs relied on field goal kicker, Zach Medeiros to put points on the board.

Medeiros hit four of his five field goal attempts including one from 49-yards early in the fourth quarter to give Western a 15-10 lead.

With Will Finch out of the lineup, Stevenson Bone got the start again for the Mustangs. Bone was impressive in his first OUA start three weeks ago against the Laurier Golden Hawks on Thursday night. Round two in a must-win playoff game wasn't as easy.

The Golden Hawks pass rush got to Bone early and often as well. Bone was sacked five times by the Golden Hawks defensive front.

To make matters worse, the Mustangs lost both of their top receivers from last season. Brian Marshall left the game in the first half and was followed shortly after by George Johnson.

Bone, however, eventually settled down and managed the game. With a shaken up receiving corps, Bone completed nine of his 22 passes for 142 yards. He also picked up 59 yards rushing on six carries.

Stepping up for Bone was the second-year receiver Matt McDougall who seemed to have instant chemistry with his quarterback as McDougall led the team with four catches for 79 yards.

With poor conditions and injuries causing problems in the passing game, the Mustangs run-game carried the load for the purple and white offence. Five Mustangs running backs carried the ball in Sunday's quarterfinal for a total of 301 yards.

Third-year running back Yannick Harou got the bulk of the carries for the Mustangs. Harou ran the ball 22 times for 162 yards and recorded Western's lone touchdown on the day.

TEAM STATS	WLU	WES
First Downs	11	26
Rushes - Yards (Net)	33-190	46-301
Passing Yards (Net)	36	142
Passes C-A-I	7-20-2	9-22-2
Team Losses	-61	-28
Total Offensive Plays-Yards	56-165	73-415
Punt Returns-Yards	6-44	9-55
Kick Returns-Yards	1-14	5-110
Interception Returns-Yards	2-24	2-22
Punts-Avg.	8-33.2	7-30.7
Sacks-Yards	5-27	3-16
Fumbles-Lost	2-2	1-0
Penalties-Yards	13-127	7-63

### LAURIER LEADERS

**Rushing:** Dillon Campbell (25-134, 1 TD)  
**Passing:** James Fracas (7-20-2, 36 YDS)  
**Receiving:** Marcus Arkarkas  
**Defensive:** Nakas Onyeka (9.5 tackles)

### WESTERN LEADERS

**Rushing:** Yannick Harou (22-162, 1 TD)  
**Passing:** Stevenson Bone (9-22-2, 142 YDS)  
**Receiving:** Matt McDougall (4-79)  
**Defensive:** Preston Huggins (8 tackles)

# 2014 BOX SCORES

Photo by Gary Jubenville



## OUA SEMI-FINAL NOV. 8 AT GUELPH

	1	2	3	4	OT	F
Western	9	7	7	3	-	26
Guelph	6	28	0	17	-	51

### Mustangs eliminated by Gryphons in OUA Semi-Finals

By Tony von Richter

GUELPH, Ont. – A strong game from running back Rob Farquharson helped lead the Guelph Gryphons to a 51-26 win over the Western Mustangs in an OUA Semi-Final matchup on Saturday afternoon at Alumni Stadium.

With the win the Gryphons move on to the Yates Cup final, where they'll face off against the McMaster Marauders next Saturday in Hamilton.

Farquharson led the Gryphons offence with 232-yards and three touchdowns on 25 carries. Backup quarterback James Roberts played well after stepping in late in the first quarter for an injured Jazz Lindsey, finishing with 238 yards passing along with three touchdowns and one interception on 12-for-21 passing.

Western's offence was led by the duo of quarterback Stevenson Bone and Yannick Harou, as they accounted for 203 yards passing and 110 yards rushing respectively. Bone, who threw two touchdown passes on 14-for-33 passing, also picked up 87 yards the ground while running the ball 13 times.

Bone's favourite target in the pass game was Justin Sanvido who caught seven passes for 109 yards and two touchdowns.

Western opened the scoring on Saturday as after the Gryphons conceded a safety on their opening drive the Mustangs didn't waste any time putting more points on the board, as Bone connected with Shaquille Johnson on a 36-yard pass, to set up a 24-yard touchdown pass from Bone to Sanvido.

After Guelph picked up points off of a single following a missed field goal and a conceded safety, Daniel Ferraro rounded out the scoring in the frame, hitting a 33-yard field goal to cut Western's lead to 9-6 entering the second quarter.

Just as the Mustangs got on the board early in the opening quarter the Gryphons did the same in the second, as Roberts hit receiver Lucas Spagnuolo on a 62-yard touchdown pass just over two minutes into the frame to give Guelph a 13-9 lead.

They made it an 11-point lead a few minutes later after a long run from Farquharson put the Gryphons on the Mustangs three-yard line, where Roberts hit Alex Charette in the end zone for his second touchdown pass of the day.

Not to be outdone by his fellow quarterback, Bone led the Mustangs down the field on the ensuing drive, finishing things off with another TD pass to Sanvido, this one from 32-yards out, to pull the Mustangs within four points.

Continuing the mini-game of 'can you top this' between the two QBs, Roberts led the Gryphons on a 93-yard scoring drive, taking a 27-16 lead on a 39-yard pass to Spagnuolo for his second major of the day.

Just prior to the end of the half Farquharson picked up his first major of the day, scoring on a one-yard run to give the home side a 34-16 lead after two quarters.

Despite momentum seemingly being on the side of the Gryphons, the Mustangs came out firing in the second half, starting things off with a 78-yard scoring drive that was capped off by an eight yard run from Adam Sinclair to reduce Guelph's lead to 34-23. Unfortunately for the Mustangs that was as close as things would get as both teams traded singles and safeties before Farquharson added two touchdowns to give the Gryphons a 51-26 victory.

TEAM STATS	WES	GUE
First Downs	29	29
Rushes - Yards (Net)	42-222	36-274
Passing Yards (Net)	203	300
Passes C-A-I	14-33-0	13-28-1
Team Losses	-25	-42
Total Offensive Plays-Yards	77-400	65-532
Punt Returns-Yards	7-48	11-214
Kick Returns-Yards	10-189	5-90
Interception Returns-Yards	1-35	0-0
Punts-Avg.	8-376	6-36.8
Sacks-Yards	1-7	2-10
Fumbles-Lost	1-0	0-0
Penalties-Yards	8-189	13-118

### WESTERN LEADERS

**Rushing:** Yannick Harou (21-110)  
**Passing:** Stevenson Bone (12-33, 203 YDS, 2 TD)  
**Receiving:** Justin Sandivo (7-109, 2 TD)  
**Defensive:** John Biewald (10 tackles)

### GUELPH LEADERS

**Rushing:** Rob Farquharson (25-232, 3 TD)  
**Passing:** James Roberts (12-21, 238 YDS, 3 TD)  
**Receiving:** Lucas Spagnuolo (4-137, 2 TD)  
**Defensive:** John Rush (13 tackles)

# 2014 TEAM STATISTICS

Statistical Category	Overall	OUA/CIS Rank
Games	8	1st/1st
Scoring	415	1st/2nd
Points per game	51.9	1st/2nd
Total offense	5063	1st/2nd
Yards per game	650.3	1st/1st
Passing yards	2472	3rd/7th
Comp-Att-Int	170-247-9	3rd/8th
Passing yards per game	309.0	3rd/7th
Passing yards per attempt	10.0	1st/2nd
Passing yards per completion	14.5	1st/6th
Passing touchdowns	20	1st/3rd
Rushing yards	2730	1st/1st
Rushing attempts	362	1st/1st
Rushing yards per game	341.3	1st/1st
Yards per rush	7.5	1st/2nd
Rushing touchdowns	22	1st/2nd
1st downs	289	1st/1st
Rushing 1st downs	159	1st/1st
Passing 1st downs	110	3rd/7th
Penalty 1st downs	20	7th/14th
1st downs per game	36.1	1st/1st
3rd down conversions	14-25	4th/7th
3rd down %	56%	1st/4th
Time of possession/game	30:20	3rd/2nd

Statistical Category	Overall	OUA/CIS Rank
Kick returns (No. yards)	30-650	5th/10th
Kick return average	21.7	4th/4th
Punt returns	62-720	3rd/3rd
Punt return average	11.6	3rd/3rd
Field goals	20-25	3rd/3rd
Field goal %	80.0%	4th/7th
PATs	45-45	1st/2nd
PAT %	100.0%	1st/1st
Punts (no-yrds)	42-1667	11th/27th
Average per punt	39.7	2nd/7th
Red zone scores	40-45	1st/2nd
Red zone %	89%	5th/11th
Red zone touchdowns	28-45	1st/2nd
Red zone touchdown %	62%	3rd/9th
Fumbles-lost	20-11	1st/2nd
Fumbles recovered	3	9th/23rd
Defensive INTs	11	2nd/6th
Interception returns (no.-yds)	11-124	4th/12th
Interception return average	11.3	8th/16th
Defensive TDs	2	1st/4th
Tackles	381	10th/12th
Sacks	25	1st/14th
Penalties	87	7th/10th
Penalty yards	809	6th/2nd

# 2014 INDIVIDUAL STATISTICS

## PASSING

NO.	NAME	GP	COMP	ATT	PCT	YDS	Y/G	Y/A	TD	INT	LG
4	W. Finch	7	127	188	67.60%	1762	251.7	9.4	14	7	45
19	S. Bone	6	42	58	72.40%	702	117	12.1	6	2	50
14	B. Huggins	3	1	1	100.00%	8	2.7	8	0	0	8
	Totals	8	170	247	68.80%	2472	309	10	20	9	50
	Opponent	8	171	318	53.80%	2231	278.9	7	14	11	59

## RUSHING

NO.	NAME	POS	GP	RUSH	YDS	Y/G	AVG	TD	LG	FUM	LOST
17	Y. Harou	RB	8	84	680	85	8.1	4	50	3	1
15	G. Sanvido	RB	8	87	586	73.3	6.7	6	50	-	-
4	W. Finch	QB	7	61	409	58.4	6.7	5	28	4	2
23	A. Sinclair	RB	8	26	250	31.3	9.6	1	64	1	0
5	A. Taylor	RB	3	22	220	73.3	10	2	48	2	2
19	S. Bone	QB	6	26	172	28.7	6.6	2	47	-	-
16	M. Uren	REC	5	14	153	30.6	10.9	1	31	-	-
22	M. Rombough	RB	8	19	140	17.5	7.4	0	26	1	0
28	T. Marshall	RB	7	5	50	7.1	10	1	28	-	-
2	S. Johnson	REC	7	2	14	2	7	0	16	2	2
29	C. Wall	REC	3	2	13	4.3	6.5	0	8	-	-
34	A. Maj	FB	8	5	11	1.4	2.2	0	7	-	-
1	B. Marshall	REC	8	1	10	1.3	10	0	10	1	1
32	J. Woodman	DB	8	1	10	1.3	10	0	10	-	-
14	B. Huggins	QB	3	4	5	1.7	1.3	0	3	-	-
35	D. Mackie	RB	6	2	4	0.7	2	0	4	1	0
77	Z. Medeiros	K	8	1	3	0.4	3	0	3	3	1
	Totals		8	362	2730	341.3	7.5	22	64	20	11
	Opponent		8	165	664	83	4	2	35	7	5

\*All statistics are regular season only



# 2014 INDIVIDUAL STATISTICS

## RETURNS

NO.	NAME	KR	YDS	AVG	TD	LG	PR	YDS	AVG	TD	LG
2	S. Johnson	11	236	21.5	0	35	14	77	5.5	0	18
23	A. Sinclair	6	176	29.3	0	55	-	-	-	-	-
5	A. Taylor	6	168	28	0	50	1	11	11	0	11
35	D. Mackie	1	26	26	0	26	-	-	-	-	-
80	J. Sanvido	2	24	12	0	24	20	189	9.5	0	24
34	A. Maj	1	9	9	0	9	-	-	-	-	-
22	M. Rombough	1	8	8	0	0	-	-	-	-	-
18	M. Brazier	2	3	1.5	0	4	-	-	-	-	-
9	M. Brown	-	-	-	-	-	4	151	37.8	0	56
17	Y. Harou	-	-	-	-	-	22	219	10	0	32
27	T. Lass	-	-	-	-	-	1	73	73	1	73
Totals		30	650	21.7	0	55	62	720	11.6	1	73
Opponent		46	935	20.3	0	63	37	305	8.2	0	32

## RECEIVING

NO.	NAME	GP	REC	REC/G	YDS	Y/G	AVG	TD	LG	FUM	LOST
1	B. Marshall	8	40	5	657	82.1	16.4	4	41	3	1
80	J. Sanvido	8	28	3.5	473	59.1	16.9	1	50	-	-
11	G. Johnson	8	24	3	326	40.8	13.6	2	41	4	2
2	S. Johnson	7	20	2.9	325	46.4	16.3	2	40	1	0
16	M. Uren	5	18	3.6	212	42.4	11.8	5	40	2	2
23	A. Sinclair	8	16	2	186	23.3	11.6	3	38	-	-
28	T. Marshall	7	11	1.6	90	12.9	8.2	1	18	-	-
17	Y. Harou	8	3	0.4	21	2.6	7	0	9	1	0
18	M. Brazier	8	2	0.3	47	5.9	23.5	1	42	-	-
84	M. McDougall	6	2	0.3	57	9.5	28.5	1	45	2	2
81	J. Frimeth	1	1	1	8	8	8	0	8	-	-
35	D. Mackie	6	1	0.2	15	2.5	15	0	15	-	-
86	W. Robinson	1	1	1	20	20	20	0	20	1	1
15	G. Sanvido	8	1	0.1	3	0.4	3	0	3	-	-
33	J. Sifakis	7	1	0.1	17	2.4	17	0	17	-	-
29	C. Wall	3	1	0.3	15	5	15	0	15	1	0
Totals		8	170	-	2472	309	14.5	20	50	3	1
Opponent		8	171	-	2231	278.9	13	14	59	20	11

\*All statistics are regular season only

# 2014 INDIVIDUAL STATISTICS

## DEFENCE

NO.	NAME	GP	TKL	AST	TOT	TKL/G	SCK	YDS	TFL	YDS	FF	FR	YDS	INT	YDS	BRUP	BLK
36	P. Huggins	8	23	20	33	4.1	1	7	5	14	-	-	-	-	-	2	-
7	R. Osei-Kusi	8	21	18	30	3.8	4.5	50	10.5	64	1	1	0	-	-	1	-
12	P. N'Djore	8	26	4	28	3.5	2	19	3.5	21	-	-	-	-	-	3	-
13	S. Bahru	8	24	4	26	3.3	-	-	0	-	1	1	0	1	5	4	-
9	M. Brown	8	22	3	23.5	2.9	-	-	1.5	2	-	0	6	1	0	7	-
42	R. Northfield	8	14	12	20	2.5	3	17	6.5	20	-	-	-	-	-	-	-
32	J. Woodman	8	18	2	19	2.4	-	-	2	10	-	-	-	5	0	5	-
31	J. Beaulieu	8	17	1	17.5	2.2	2	11	2	11	-	-	-	2	77	1	-
8	J. McNair	4	14	7	17.5	4.4	1	5	1	5	-	-	-	-	-	2	-
10	J. Poulin	6	10	13	16.5	2.8	1	8	1.5	3	-	-	-	-	-	-	-
21	K. Johnson	6	13	6	16	2.7	-	-	1.5	4	-	-	-	2	42	9	-
99	D. Waud	8	9	11	14.5	1.8	3	29	5	28	-	-	-	-	-	2	-
75	R. Butcher	7	5	11	10.5	1.5	1.5	4	1.5	4	-	-	-	-	-	-	-
95	R. Connop	8	6	9	10.5	1.3	3	25	3	21	-	-	-	-	-	1	-
49	J. Biewald	8	6	6	9	1.1	-	-	0	-	-	-	-	-	-	2	-
97	A. Pedda	7	6	6	9	1.3	2	9	3	11	-	-	-	-	-	-	-
30	J. Brooks	7	5	7	8.5	1.2	-	-	0	-	-	1	38	-	-	2	-
92	J. Karroum	6	6	5	8.5	1.4	1	9	1.5	10	-	-	-	-	-	-	-
25	L. Bureau	7	6	4	8	1.1	-	-	0	-	-	-	-	-	-	-	-
27	T. Lass	6	8	0	8	1.3	-	-	1	4	-	-	-	-	-	-	-
34	A. Maj	8	5	4	7	.9	-	-	0	-	-	-	-	-	-	-	-
6	R. Rossi	8	5	3	6.5	.8	-	-	0	-	-	-	-	-	-	-	-
35	D. Mackie	6	3	3	4.5	.8	-	-	0	-	-	1	0	-	-	-	-
22	M. Rombough	8	4	1	4.5	.6	-	-	0	-	-	-	-	-	-	-	-
24	N. Vanin	5	4	1	4.5	.9	-	-	0	-	-	-	-	-	-	-	-
23	A. Sinclair	8	3	1	3.5	.4	-	-	0	-	1	-	-	-	-	-	-
20	K. Loebus	4	2	1	2.5	.6	-	-	0	-	-	-	-	-	-	1	-
26	M. Gruninger	3	2	0	2	.7	-	-	0	-	-	-	-	-	-	-	-
2	S. Johnson	7	2	0	2	.3	-	-	0	-	-	-	-	-	-	-	-
77	Z. Medeiros	8	2	0	2	.3	-	-	0	-	-	-	-	-	-	-	-
80	J. Sanvido	8	1	2	2	.3	-	-	0	-	-	-	-	-	-	-	-
18	M. Brazier	8	1	0	1	.1	-	-	0	-	-	-	-	-	-	-	-
4	W. Finch	7	1	0	1	.1	-	-	0	-	-	-	-	-	-	-	-
1	B. Marshall	8	1	0	1	.1	-	-	0	-	-	-	-	-	-	-	-
53	K. McEwen	6	1	0	1	.2	-	-	0	-	-	-	-	-	-	-	-
37	P. Fortune	7	0	1	0.5	.1	-	-	0	-	-	-	-	-	-	1	-
28	T. Marshall	7	0	1	0.5	.1	-	-	0	-	-	-	-	-	-	-	-
29	C. Wall	3	0	1	0.5	.2	-	-	0	-	-	-	-	-	-	-	-
	Totals	8	297	168	381	47.6	25	193	50	232	3	4	44	11	124	43	-
	Opponent	8	401	308	555	69.4	15	75	40	145	12	11	0	9	57	20	2

\*All statistics are regular season only

# 2014 INDIVIDUAL STATISTICS

## SCORING

NO.	NAME	PTS	PTS/G	RUSH	REC	KR	PR	INT	FUM	XPM	FGM	2PT	MISC
77	Z. Medeiros	113	14.1	0	-	-	-	-	-	45	20	0	8
15	G. Sanvido	36	4.5	6	0	-	-	-	-	-	-	-	-
16	M. Uren	36	7.2	1	5	-	-	-	-	-	-	-	-
4	W. Finch	30	4.3	5	-	-	-	-	-	-	-	-	-
17	Y. Harou	24	3	4	0	-	0	-	-	-	-	-	-
1	B. Marshall	24	3	0	4	-	-	-	-	-	-	-	-
23	A. Sinclair	24	3	1	3	0	-	-	-	-	-	-	-
19	S. Bone	12	2	2	-	-	-	-	-	-	-	-	-
11	G. Johnson	12	1.5	-	2	-	-	-	-	-	-	-	-
2	S. Johnson	12	1.7	0	2	0	0	-	-	-	-	-	-
28	T. Marshall	12	1.7	1	1	-	-	-	-	-	-	-	-
5	A. Taylor	12	4	2	-	0	0	-	-	-	-	-	-
31	J. Beaulieu	6	0.8	-	-	-	-	1	-	-	-	-	-
18	M. Brazier	6	0.8	-	1	0	-	-	-	-	-	-	-
21	K. Johnson	6	1	-	-	-	-	1	-	-	-	-	-
27	T. Lass	6	1	-	-	-	1	-	-	-	-	-	-
84	M. McDougall	6	1	-	1	-	-	-	-	-	-	-	-
80	J. Sanvido	6	0.8	-	1	0	0	-	-	-	-	-	-
	Totals	415	51.9	22	20	0	1	2	0	45	20	0	8
	Opponent	152	19	2	14	0	0	0	-	15	11	1	2

## KICKING

NO.	NAME	GP	FGM	FGA	PCT	LG	XPM	XPA	PCT	PTS
77	Z. Medeiros	8	20	25	80%	39	45	45	100%	105
	Total	8	20	25	80%	39	45	45	100%	105
	Opponent	8	11	16	69%	48	15	15	100%	48

## PUNTING

NO.	NAME	GP	PUNT	YDS	AVG	LG	IN20	FC	TB	BLK
77	Z. Medeiros	8	42	1667	39.7	72	16	0	0	1
	Totals	8	42	1667	39.7	72	16	0	0	1
	Opponent	8	71	2667	37.6	101	7	0	0	0

\*All statistics are regular season only

# 2014 AWARDS & ALL-STARS

## OVA FIRST TEAM ALL-STARS

Yannick Harou  
Sean Jamieson  
Eddie Meredith  
Daryl Waud  
Ricky Osei-Kusi  
Preston Huggins  
Josh Woodman

## OVA SECOND TEAM ALL-STARS

Zack Mederiros  
Alex Maj  
Will Finch  
Matt Van Praet  
Phil N'Djore  
Kalvin Johnson

## OVA ALL-ROOKIE TEAM

Jean-Gabriel Poulin  
Alex Taylor  
Jordan Beaulieu

## CIS FIRST TEAM ALL-CANADIANS

Daryl Waud  
Eddie Meredith  
Sean Jamieson

## CIS SECOND TEAM ALL-CANADIANS

Ricky Osei-Kusi  
Josh Woodman



**MUSTANGS**  
**IN THE PROS**

# MUSTANGS AND THE EAST WEST BOWL

Hosting six of 13 East West Bowls with 45 occurrences of purple and white on the rosters over the last ten years, the history of the East-West Bowl has become intertwined with that of the Mustangs. Never represented by fewer than four athletes throughout the last decade, Western has a permanent association with the annual prospects showcase.

Established in 2003, the CIS East West Bowl brings together the top CIS players eligible for the following year's CFL Draft. Held each May, the game and the week of practices and testing leading up to it, marks the unofficial start to the scouting season as it gives CFL coaches and scouts the opportunity to see who they may have a chance to select the following year in the CFL Canadian Draft.

After hosting for six consecutive years from 2009-2014, Western received a break when it was announced that the 2015 East-West Bowl hosting duties would be taken on by McGill. While the week-long event did not take place in TD Stadium, the purple and white was far from absent.

In the most recent East-West Bowl, quarterback Will Finch, defensive lineman Rupert Butcher, receiver George Johnson, and offensive lineman Sean Jamieson all headed to Montreal to compete for the West, while Tom Flaxman was added to the West's coaching staff to help oversee the running backs.

Unable to hold off the strong East, the West fell for the fifth time in six years with a score of 21-29.

## MUSTANGS EAST-WEST BOWL ATTENDEES SINCE 2006

2015	Will Finch		Simon Bahru		Matt Norman	2007	Michael Faulds
	George Johnson	2012	Sean Blake		John Surla		Richard Zulys
	Sean Jamieson		Eric Armitage		Craig Butler		Matt Carapella
	Rupert Butcher		Lirim Hajrullahu		Josh Buttrill		Corey McNair
2014	Garret Sanvido		Jamie Symianick	2009	Michael Faulds	2006	Nick Kordic
	Daryl Waud		Mike Spence		Jesse Bellamy		Matt Carapella
	Ricky Osei-Kusi		Pawel Kruba		John Surla		Tom Dolezel
	Rory Connop	2011	Donnie Marshall		Craig Butler		Derek Schiavone
	Kalvin Johnson		Nathan Riva	2008	Michael Faulds		Randy McAuley
2013	Brian Marshall		Matt Norman		Jason Kosec		
	Dylan Ainsworth		Mike Van Praet		Andy Rady		
	Beau Landry	2010	Zach Bull		Zachary Pollari		



# MUSTANGS IN THE CFL

With 235 athletes drafted across 59 years, progression from the Mustangs into the Canadian Football League has become one of Western's proudest traditions. Present on every draft list since 1962, the CFL is undoubtedly part of the Mustang legacy.

The current rosters boast 13 former Mustangs, spanning six teams, allowing Western to be the third best represented CIS school in the CFL behind Calgary (21) and Laval (17).

The Toronto Argonauts house the highest number of former Mustangs with four on their roster, coming in just ahead of the Hamilton Tiger-Cats with three. Both the Saskatchewan Roughriders and Winnipeg Blue Bombers feature two Mustangs on their rosters, while the BC Lions and Calgary Stampeders each have one former Western player on their squads.

In 2015, two Mustangs made the jump directly from the CIS into the CFL ranks, with Daryl Waud joining the Toronto Argonauts while Rory Connop became a member of the Saskatchewan Roughriders. The duo were both selected in the 2015 CFL Canadian Draft, along with linebacker Preston Huggins, who returned to Western after being selected in the seventh round by Hamilton.

Three-time OUA All-Star Daryl Waud was the first Mustang picked up in the 2015 draft, joining the Toronto Argonauts in the second round. A native of Hamilton, Ont., Waud recorded a total of 101 tackles, two interceptions and 15 sacks throughout his time at Western. His final season dressed in purple and white culminated in an OUA First Team All-Star award and CIS First Team All-Canadian honour.

Joining Waud as a recent Mustang addition to the CFL is fellow defensive lineman Rory Connop. A member of the purple and white for three years, Connop racked up 61.5 total tackles, and 9.5 sacks. No stranger to the CFL, Connop's father spent 16 years as an offensive lineman for the Edmonton Eskimos and was inducted into the Canadian Football Hall of Fame in 2005.

## Full list of former Western Mustangs on CFL rosters:

\*As of August 20, 2015

Matthew Norman (C) – BC Lions  
Shane Bergman (OL) – Calgary Stampeders  
Dylan Ainsworth (DL) – Saskatchewan Roughriders  
Rory Connop (DL) – Saskatchewan Roughriders  
Chris Greaves (G) – Winnipeg Blue Bombers  
Lirim Hajrullahu (K) – Winnipeg Blue Bombers  
Beau Landry (LB) – Hamilton Tiger-Cats  
Craig Butler (DB) – Hamilton Tiger-Cats  
Andy Fantuz (WR) – Hamilton Tiger-Cats  
Jeff Keeping (OL) – Toronto Argonauts  
Daryl Waud (DL) – Toronto Argonauts  
Zander Robinson (FB) – Toronto Argonauts  
Sean Blake (LS/LB) – Toronto Argonauts

**Daryl Waud (DL)**  
Toronto Argonauts



**Matthew Norman (C)**  
BC Lions



**Craig Butler (DB)**  
Hamilton Tiger-Cats



**Lirim Hajrullahu (K)**  
Winnipeg Blue Bombers



**Rory Connop (DL)**  
Saskatchewan Roughriders



# ALL-TIME CFL DRAFT LIST

Year	Name	Round	Overall Pick	Position	CFL Team	
1953	Doug McNichol	1		DE	Montreal	
	Ray Truant	4		HB	Hamilton	
	Millar Gallow	4		C	Montreal	
	Gerry Fewster	5		T	Toronto	
	Jim Carroll	8		HB	Hamilton	
	Blair Thomson	9		HB	Hamilton	
	Bob McMurdo			QB	Hamilton	
1956	Doug Drew	1		C	Saskatchewan	
	Ted Collins	1		G	Montreal	
	Ralph Simmons	2		FB	Ottawa	
	Ted Roman	2		T	Calgary	
	Bill Turchon	2		G	Winnipeg	
1957	Don Killinger	3		DE	Winnipeg	
	Al Gleeson	4		DE	Hamilton	
1958	Bill Britton	1		HB	British Columbia	
	Willie Casanova	1		HB	Calgary	
	Tom White	2		T	Winnipeg	
	Ray Johnson	3		T	Edmonton	
	Neil Desborough	3		HB	Toronto	
	Frank Loftus	3		HB	Montreal	
	Bruce Ward	4		G	Montreal	
	Peter Zarry	5		DE	Saskatchewan	
	Clarke Pulford	6		G	Saskatchewan	
	1959	Doug MacKenzie	1		DE	Saskatchewan
		Bob Miller	1		HB	Montreal
		Don Stewart	2		DE	Saskatchewan
	1960	Frank Consentino	1		QB	Hamilton
Bill Mitchell		1		T	Toronto	
Meco Poliziani		1		FB	Montreal	
Lionel Conacher Jr.		1		HB	Montreal	
Dennis Bradley		2		T	Hamilton	
John Humphrey		2		T	Calgary	
Bob Pearson		5		DE	Montreal	
Jim Edgar		5		G	Ottawa	
1961		Harvey Scott	1		LB	Calgary
		Whit Tucker	2		WR	Ottawa
	Clarke Samways	4		DB	Montreal	
	Larry Shaw	4		DE	Ottawa	
	Neil McMurray	6		T	Montreal	
	Gary Ewart	9		HB	Montreal	
1963	John Wydareny	1		HB	Toronto	
	John Metras Jr.	2		C	Toronto	
	Gary Crammer	2		HB	Saskatchewan	
	Gary Boug	3		QB	Montreal	
	John Nash	6		HB	Ottawa	
	Ted Farrell	6		T	Toronto	
1964	Barry Mitchelson	1		DE	Edmonton	
	Jack Cowin	1		T	Winnipeg	
	Peter Martin	1		LB	Ottawa	

# ALL-TIME CFL DRAFT LIST

Year	Name	Round	Overall Pick	Position	CFL Team
	John Gilbert	3		G	Montreal
	Dick Suderman	3		DE	Calgary
	Jim Weber	3		DB	Hamilton
	Frank Vormittag	4		G	Toronto
	John McIntyre	5		DB	Saskatchewan
1965	Brian Conacher	1		RB	Calgary
	Mike Keenan	2		T	Calgary
	John Reid	4		T	Toronto
	Bill Ball	7		LB	Toronto
1966	Ross Nicholson	1		T	Toronto
	Art Frose	3		HB	Edmonton
	Bill Imrie	4		T	Saskatchewan
	Doug Mitchell	6		C	Hamilton
1967	Robin Wearing	2		HB	Ottawa
	Art Frose	2		HB	Calgary
	Larry Burrige	4		FB	Calgary
	Mike Armstrong	7		DE	Hamilton
	Al Smith	7		DE	Toronto
1968	Phil Payne	5		DE	Winnipeg
	Ronald Bell	6		DE	Hamilton
	John McKillop	7		DB	Montreal
	Bill Martin	8		LB	Hamilton
	Bob Israel	9		QB	Montreal
1969	Bruce Hough	2		HB	Saskatchewan
	Dennis Walker	2		TE	Toronto
1970	Dave Fahrner	1	2	FB	Hamilton Tiger-Cats
	Bob Larose	1	7	DE	Winnipeg Blue Bombers
	Jim Henshall	2	12	DB	Edmonton Eskimos
	Jeff Hilton	3	27	FB	Hamilton Tiger-Cats
	Carl Lindros	4	30	E	Edmonton Eskimos
	Pete Werry	8	68	DB	Saskatchewan Roughriders
1971	Steve Derbyshire	5	38	T	Ottawa Rough Riders
	Bruce Macrae	6	53	HB	Calgary Stampeders
	George Hill	7	56	LB	Ottawa Rough Riders
1972	Doug Cihocki	3	22	E	Ottawa Rough Riders
	Paul Knill	5	44	DB	Calgary Stampeders
	Mark Drexler	6	50	DE	Hamilton Tiger-Cats
1973	Joe Fabiani	3	19	QB	BC Lions
	Chris Skopelianos	3	20	DB	Toronto Argonauts
	Jim Budge	4	34	DB	Ottawa Rough Riders
	Dave Kerr	4	36	RB	Hamilton Tiger-Cats
	Bill Ross	6	46	DE	Toronto Argonauts
	Fred Clarke	6	50	G	Winnipeg Blue Bombers
	Bill Hunter	8	62	DB	Toronto Argonauts
1974	Perry Arnold*	0	0	DB	Ottawa Rough Riders
	Henry Janssen	1	3	TE	Calgary Stampeders
	Vic McLeod	1	6	E	Saskatchewan Roughriders
	Bob Petrie	2	18	WR	Montreal Alouettes
	Jim Allen	5	43	DT	Montreal Alouettes

# ALL-TIME CFL DRAFT LIST

Year	Name	Round	Overall Pick	Position	CFL Team
	Jay Chapman	6	46	DE	Toronto Argonauts
1975	Don Bowman	1	4	DB	Winnipeg Blue Bombers
	Phil Monckton	2	12	TE	Saskatchewan Roughriders
	Cliff Summers	3	25	LB	Ottawa Rough Riders
	Curt Rush	3	26	WR	Edmonton Eskimos
	Kevin Spink	4	30	C	Winnipeg Blue Bombers
	Warren Howe	5	39	WR	BC Lions
	Paul Barchiesi	6	47	DT	BC Lions
	Warren Howe	7	56	WR	Hamilton Tiger-Cats
	Bob Heartwell	8	64	HB	Hamilton Tiger-Cats
1976	Jay Parry	2	12	WR	Calgary Stampeders
	Dale Parkhouse	3	20	TE	BC Lions
	Rick Scarborough	4	36	RB	Edmonton Eskimos
	Jim Cimba	5	38	DB	BC Lions
	Claude Riopelle	7	59	DE	Winnipeg Blue Bombers
	Frank McKay	8	67	DB	Hamilton Tiger-Cats
	Marty Dixon	9	76	E	Hamilton Tiger-Cats
	Jon Jewell	10	84	LB	Hamilton Tiger-Cats
1977	Duncan MacKinlay	3	22	LB	Winnipeg Blue Bombers
	Jamie Bone	4	31	QB	Winnipeg Blue Bombers
	Nigel Wilson	6	48	WR	BC Lions
	Terris Davis	7	57	G	BC Lions
	Bill Rozalowsky	7	61	RB	Hamilton Tiger-Cats
	Peter Logan	10	87	WR	Hamilton Tiger-Cats
1978	Craig Labbett*	0	0	TE	Montreal Alouettes
	Phil Noble	1	9	LB	Montreal Alouettes
	Rob Kochel	2	10	DB	Calgary Stampeders
	Henry Svec	6	54	DT	Montreal Alouettes
1979	John Priestner*	0	0	LB	Hamilton Tiger-Cats
	Chris Curran	2	12	DB	BC Lions
	Walt Payerl	2	17	WR	Hamilton Tiger-Cats
	Murray Watson	3	21	DE	BC Lions
1980	Ian Ward*	0	0	DT	Hamilton Tiger-Cats
	Neville Edwards	2	13	RB	Ottawa Rough Riders
	Richard Dippolito	6	54	DB	Edmonton Eskimos
1981	Bill Howard*	0	0	OC	Hamilton Tiger-Cats
	Dan Dominico	3	20	WR	Toronto Argonauts
	Jeff Arp	3	26	OG	Hamilton Tiger-Cats
	David Pearson	4	28	DT	Saskatchewan Roughriders
	Rick Maloney	5	44	TE	Hamilton Tiger-Cats
1982	Greg Marshall*	0	0	FB	Edmonton Eskimos
	Mike Kirkley	1	1	RB	Toronto Argonauts
	Mark Debrueys	2	18	TE	Edmonton Eskimos
	Ryan Potter	3	23	RB	BC Lions
	Dave Leuty	4	32	WR	BC Lions
	David McCann	4	34	WR	Hamilton Tiger-Cats
	Kevin Rydeard	5	40	DB	Saskatchewan Roughriders

# ALL-TIME CFL DRAFT LIST

Year	Name	Round	Overall Pick	Position	CFL Team	
1983	Chris Byrne	1	6	RB	Calgary Stampeders	
	John Lynch	2	15	DB	Calgary Stampeders	
	John Pitts	3	25	LB	Winnipeg Blue Bombers	
	Jim Kardash	4	28	TE	Montreal Alouettes	
	Todd McGauley	6	48	DE	Saskatchewan Roughriders	
	Kyle Barrow	6	50	LB	BC Lions	
	Matt Janes	6	51	LB	Calgary Stampeders	
	Mike Zivolak	7	58	C	Hamilton Tiger-Cats	
	Rick van Maanen	8	71	DL	Toronto Argonauts	
1984	Sean McKoewn	1	5	DL	Calgary Stampeders	
	Richard Nemeth	2	12	WR	Winnipeg Blue Bombers	
	Dave Sparenberg	4	35	DL	Saskatchewan Roughriders	
	Irv Daymond	6	45	OG	BC Lions	
1985	Bob Jedicke	3	22	DL	BC Lions	
	John Moffat	5	43	WR	BC Lions	
	Bill Starke	7	59	WR	Edmonton Eskimos	
	Brian Bone	8	71	WR	Hamilton Tiger-Cats	
	Randy Fabi	8	72	WR	Winnipeg Blue Bombers	
1986	Bruce Elliot	6	48	LB	Toronto Argonauts	
1987	Blake Marshall	1	2	FB	Edmonton Eskimos	
	Kyle Hall	2	10	DB	Ottawa Rough Riders	
	Pierre Vercheval	2	17	OC	Edmonton Eskimos	
	Jamie Taras	3	25	OG	BC Lions	
	Brent Lewis	5	37	LB	Ottawa Rough Riders	
	Tim Spriel	5	44	TE	Edmonton Eskimos	
	Rick Wolkenberg	7	55	WR	Ottawa Rough Riders	
	1988	Peter Mangold	2	10	FB	Saskatchewan Roughriders
	1989	Louie Cafazzo	3	18	DE	Calgary Stampeders
Nenad Radulovich		5	33	T	Ottawa Rough Riders	
Jeff Croonen		5	40	LB	Winnipeg Blue Bombers	
1990	David Sapunjis	1	5	SB	Calgary Stampeders	
	Rob Godley	5	37	FS/FR	Calgary Stampeders	
	Scott Douglas	5	39	DB/LB	Hamilton Tiger-Cats	
	Darryl Forde	8	57	CB/DB	Ottawa Rough Riders	
	Mike Koladich	8	64	LB	Ottawa Rough Riders	
1991	Duane Forde	1	6	RB	Calgary Stampeders	
	Don Douglas	2	14	TE	Calgary Stampeders	
	John Davis	3	23	DB	Edmonton Eskimos	
	Mike Lindley	5	37	LB	Toronto Argonauts	
	Pat Mahon	8	59	G	Ottawa Rough Riders	
1992	Tyrone Williams	1	7	WR	Calgary Stampeders	
	Sandy Annuziata	5	39	DT	Calgary Stampeders	
	Chris Rayner	7	52	DB	Winnipeg Blue Bombers	
1993	Nigel Levy	3	18	WR	Ottawa Rough Riders	
	Frank Jagas	6	40	P/K	Toronto Argonauts	
1994	Tim Tindale	3	28	FB	Hamilton Tiger-Cats	
1995	Mark Lawson	2	13	DB/LB	Edmonton Eskimos	
	Jude St. John	3	20	OL	Hamilton Tiger-Cats	
	Stewart Beak	7	52	TE	Edmonton Eskimos	

# ALL-TIME CFL DRAFT LIST

Year	Name	Round	Overall Pick	Position	CFL Team
1996	Sean Reade	2	13	RB	Winnipeg Blue Bombers
	David Burnie	7	58	DE	Hamilton Tiger-Cats
1997	Patrice Denis	2	16	LB	Edmonton Eskimos
	Derek Krete	4	29	LB	Montreal Alouettes
1998	Roger Dunbrack	2	12	RB	Toronto Argonauts
1999	Craig Higgins	4	27	RB	BC Lions
	Mike Abou-Mechrek	5	32	OL	Winnipeg Blue Bombers
	Dan Disley	5	39	WR	Calgary Stampeders
2000	Tim Bakker	1	3	C	Edmonton Eskimos
	Mike O'Brien	4	23	QB/P	Saskatchewan Roughriders
	Hudson Clarke	5	31	TE	Saskatchewan Roughriders
	Paul Blenkhorn	5	37	OL	Calgary Stampeders
	Jamie Forsythe	6	39	OL	Saskatchewan Roughriders
	Fabian Rayne	6	44	RB	BC Lions
2001	Darryl Fabiani	6	43	DB	Winnipeg Blue Bombers
2002	Alexis Sanschagrín	4	30	DB	Toronto Argonauts
2004	Christian Heffernan	6	47	SB	Ottawa Renegades
2005	Jeff Keeping	2	18	C	Toronto Argonauts
2006	Andy Fantuz	1	3	SB	Saskatchewan Roughriders
	Leron Mitchell	2	10	CB	Toronto Argonauts
2007	Nick Kordic	5	36	LB	Hamilton Tiger-Cats (via SSK)
2008	Richard Zulys	5	37	G	Toronto Argonauts
	Tyler Scott	6	44	WR	Toronto Argonauts (via MTL)
2009	Zachary Pollari	4	26	T	Toronto Argonauts
	Jason Kosec	6	44	LB	Edmonton Eskimos
2010	Conor Elliott	6	44	LB	Toronto Argonauts (via HAM)
2011	Craig Butler	2	12	DB	Saskatchewan Roughriders (via TOR)
	Brendan Dunn	3	17	DL	Winnipeg Blue Bombers
	Alexander Robinson	3	22	DE	Toronto Argonauts (via SSK)
	Vaughn Martin	5	39	DL	Montreal Alouettes
2012	Matthew Norman	3	22	OL	BC Lions (via HAM)
2013	Shane Bergman	6	48	OL	Calgary Stampeders (via EDM via SSK)
	Eric Armitage	7	56	OL	Saskatchewan Roughriders
2014	Beau Landry	1	8	LB	Hamilton Tiger-Cats (via SSK via HAM)
	Dylan Ainsworth	2	11	DL	Saskatchewan Roughriders (via HAM via SSK via WPG)
	Joe Circelli	3	25	OL	Calgary Stampeders
	Brian Marshall	7	61	WR	Calgary Stampeders
2015	Daryl Waud	2	12	DL	Toronto Argonauts
	Rory Connop	3	26	DL	Saskatchewan Roughriders
	Preston Huggins	7	61	LB	Hamilton Tiger-Cats

\*territorial rights pick

# MUSTANGS IN THE NFL

Although not as extensive as the history with the CFL, Western has ties to the National Football League as well, which has been epitomized over the past few seasons by former Mustangs defensive lineman Vaughn Martin.

After two years as an integral part of the purple and white defensive line and helping Western to the Vanier Cup in 2008, Martin was drafted into the NFL, in the fourth round of the 2009 draft.

Impressing recruiters at his pro day, Martin ran a 4.96 40-yard dash at 330 pounds and bench pressed 225 pounds 44 times. His performance led to him being picked up in the fourth round by the San Diego Chargers in April 2009.

The Jamaican born defensive tackle made history as he was the first CIS athlete to be drafted as an underclassman, and claimed the second highest draft position for a CIS athlete.

Spending the first four years of his NFL career as a Charger, Martin played in 48 games to record 78 total tackles and three sacks.

Shedding the blue and gold jersey following the 2012 season, he was picked up as a free agent by Miami, seeing the field in three games before he was released in November to record one solo tackle.


Also briefly signed with the Detroit Lions, the 6'4" pro recently found a new home in Kansas. Signed in early February, he will begin his sixth year as an NFL athlete when the Chiefs' season kicks off on September 13.

Prior to Martin's NFL career, a number of other Mustangs achieved varying levels of success down south, led by Tyrone Williams and Tim Tindale.

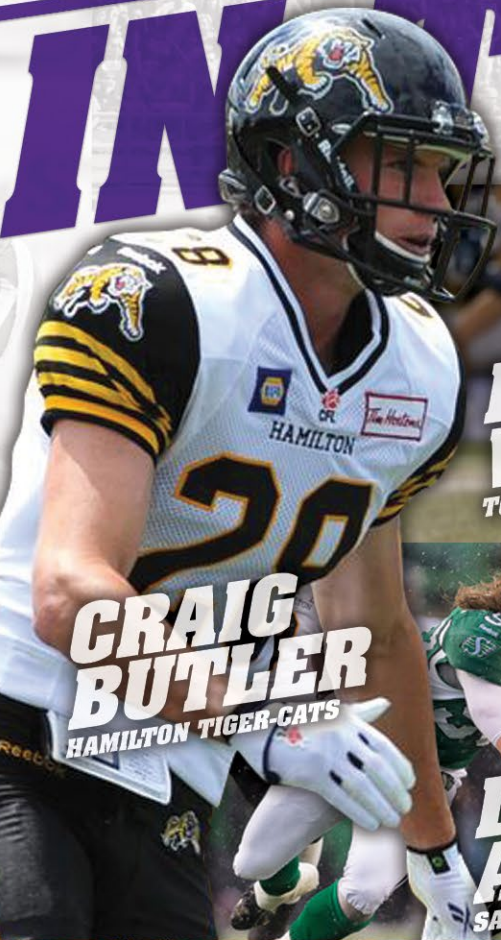
Drafted by the then Phoenix Cardinals in the ninth round of the 1992 draft Williams spent time with the Dallas Cowboys, Chicago Bears, and Buffalo Bills, winning a Super Bowl ring with the Cowboys 1993 championship team. Later returning to the CFL and winning a Grey Cup with the Toronto Argonauts in 1996, he became the first player to win a Vanier Cup, Super Bowl and a Grey Cup.

After graduating from Western, Tindale made the Buffalo Bills as a free agent in 1995, playing for three seasons before injuries forced him to retire.

Although Martin, Williams, and Tindale may be the Mustangs who spent the most time in the NFL, others made it to the grand stage as well including Joe Krol who played two games with the Detroit Lions in the 1945 season. Dave Sparenberg played as a replacement player for the Cleveland Browns during the 1987 NFLPA strike, and linebacker John Priestner was the first Mustang to be drafted into the league in 1979 when he was chosen by the Baltimore Colts in the 11th round before choosing to play in the CFL with Hamilton.



# MUSTANGS IN THE PROS



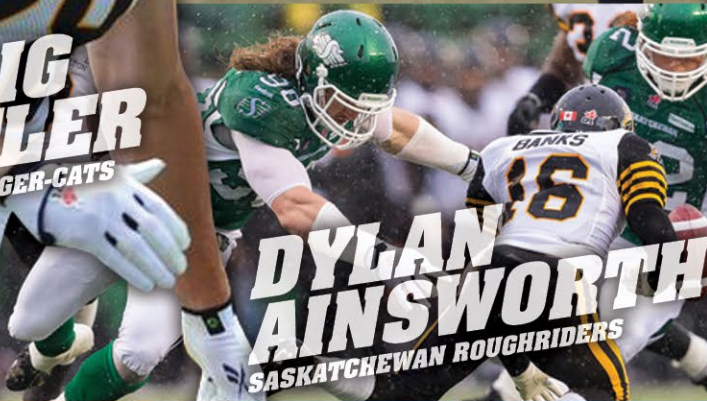
**CRAIG BUTLER**  
HAMILTON TIGER-CATS



**DARYL WAUD**  
TORONTO ARGONAUTS



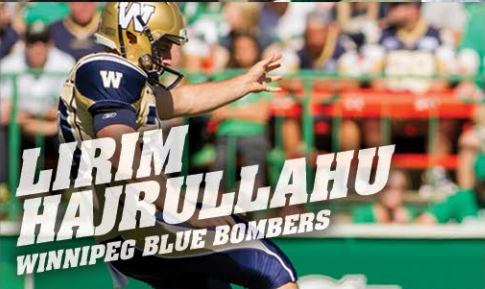
**RORY CONNOP**  
SASKATCHEWAN ROUGHRIDERS



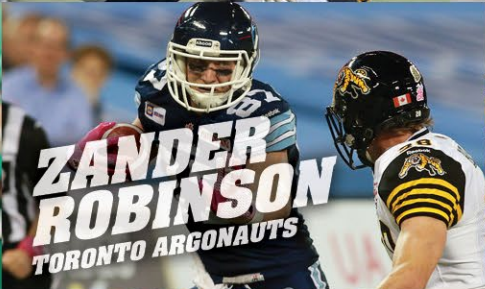
**DYLAN AINSWORTH**  
SASKATCHEWAN ROUGHRIDERS




**BEAU LANDRY**  
HAMILTON TIGER-CATS



**LIRIM HAJRULLAHU**  
WINNIPEG BLUE BOMBERS



**ZANDER ROBINSON**  
TORONTO ARGONAUTS



**MATT NORMAN**  
BC LIONS



**ANDY FANTUZ**  
HAMILTON TIGER-CATS



**CHRIS GREAVES**  
WINNIPEG BLUE BOMBERS



**SHANE BERGMAN**  
CALGARY STAMPEDERS



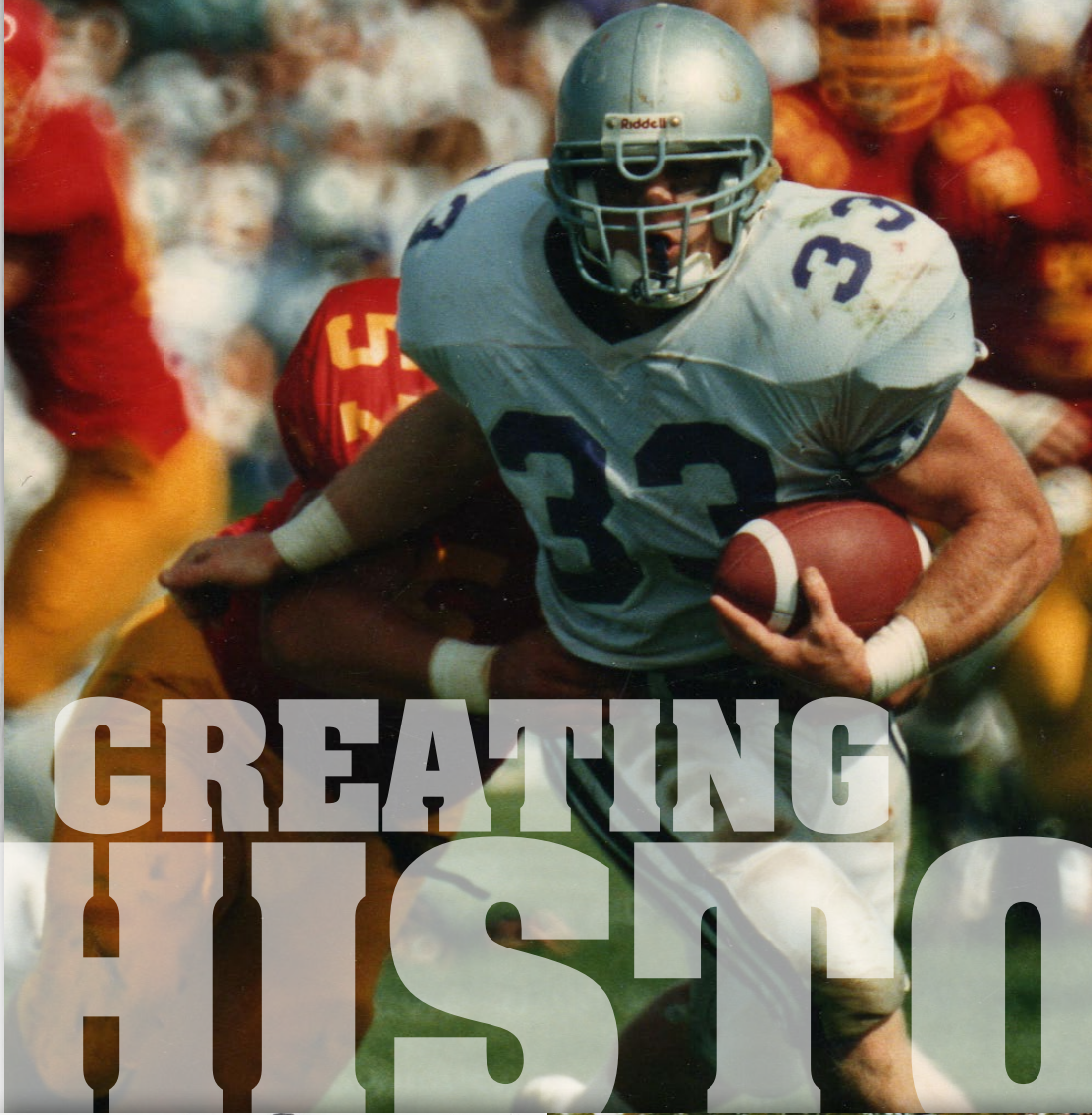
**JEFF KEEPING**  
TORONTO ARGONAUTS



**SEAN BLAKE**  
TORONTO ARGONAUTS



**VAUGHN MARTIN**  
KANSAS CITY CHIEFS



# CREATING HISTORY

# YATES CUP CHAMPIONS

One of the oldest trophies in North American sports, the Yates Cup was donated by Dr. Henry B. Yates of McGill University in 1898, to be presented to the top team in Canadian Collegiate football. It is now presented to the best team in Ontario University Athletics.


Older than the Grey Cup and only four years younger than the Stanley Cup, Western has won the historic trophy a record 30 times; the University of Toronto sits in second place behind Western with 25 victories and Queen's in third with 23.

Throughout his eight seasons with Western head coach Greg Marshall has led the Mustangs to six Yates Cup appearances, winning four: 2007, 2008, 2010, and 2013. Before returning to his alma mater Marshall led McMaster to 4 straight Yates Cups victories from 2000-2003.

Eliminated from last season's contest by Guelph in the second round of playoffs, the Mustangs will look to this season to not only bring home their 31st Yates Cup, but also go all the way to claim a 7th Vanier Cup. The team's last Vanier Cup win came in 1994, when they defeated Saskatchewan by a score of 50-40 in the first ever overtime in Vanier Cup history.

2014	McMaster Marauders	1978	Queen's Golden Gaels	1938	McGill Redmen
<b>2013</b>	<b>Western Mustangs</b>		and Wilfrid Laurier Golden Hawks	1937	Queen's Golden Gaels
2012	McMaster Marauders	<b>1977</b>	<b>Queen's Golden Gaels and Western Mustangs</b>	1936	Toronto Varsity Blues
2011	McMaster Marauders			1935	Queen's Golden Gaels
<b>2010</b>	<b>Western Mustangs</b>	<b>1976</b>	<b>Ottawa Gee Gees and Western Mustangs</b>	1934	Queen's Golden Gaels
2009	Queen's Gaels	1975	Ottawa Gee Gees and Windsor Lancers	1933	Toronto Varsity Blues
<b>2008</b>	<b>Western Mustangs</b>	<b>1974</b>	<b>Toronto Varsity Blues and Western Mustangs</b>	1932	Toronto Varsity Blues
<b>2007</b>	<b>Western Mustangs</b>			<b>1931</b>	<b>Western Mustangs</b>
2006	Ottawa Gee Gees			1930	Queen's Golden Gaels
2005	Wilfrid Laurier Golden Hawks	From 1974 to 1978, due to a change in conference structure, the Yates Cup was presented to both an Eastern Division and a Western Division winner.		1929	Queen's Golden Gaels
2004	Wilfrid Laurier Golden Hawks			1928	McGill Redmen
2003	McMaster Marauders			1927	Queen's Golden Gaels
2002	McMaster Marauders			1926	Toronto Varsity Blues
2001	McMaster Marauders	1973	Wilfrid Laurier Golden Hawks	1925	Queen's Golden Gaels
2000	McMaster Marauders	1972	Waterloo Lutheran Golden Hawks	1924	Queen's Golden Gaels
1999	Waterloo Warriors	<b>1971</b>	<b>Western Mustangs</b>	1923	Queen's Golden Gaels
<b>1998</b>	<b>Western Mustangs</b>	1970	Queen's Golden Gaels	1922	Queen's Golden Gaels
1997	Waterloo Warriors	1969	McGill Redmen	1921	Toronto Varsity Blues
1996	Guelph Gryphons	1968	Queen's Golden Gaels	1920	Toronto Varsity Blues
<b>1995</b>	<b>Western Mustangs</b>	1967	Toronto Varsity Blues	1919	McGill Redmen
<b>1994</b>	<b>Western Mustangs</b>	1966	Queen's Golden Gaels	From 1915 to 1918, the trophy was not presented due to World War I.	
1993	Toronto Varsity Blues	1965	Toronto Varsity Blues	1914	Toronto Varsity Blues
1992	Guelph Gryphons	1964	Queen's Golden Gaels	1913	Toronto Varsity Blues
1991	Wilfrid Laurier Golden Hawks	1963	Queen's Golden Gaels	1912	McGill Redmen
<b>1990</b>	<b>Western Mustangs</b>	1962	McGill Redmen	1911	Toronto Varsity Blues
<b>1989</b>	<b>Western Mustangs</b>	1961	Queen's Golden Gaels	1910	Toronto Varsity Blues
<b>1988</b>	<b>Western Mustangs</b>	1960	McGill Redmen	1909	Toronto Varsity Blues
1987	Wilfrid Laurier Golden Hawks	<b>1959</b>	<b>Western Mustangs</b>	1908	Toronto Varsity Blues
<b>1986</b>	<b>Western Mustangs</b>	1958	Toronto Varsity Blues	1907	Ottawa Gee Gees
<b>1985</b>	<b>Western Mustangs</b>	<b>1957</b>	<b>Western Mustangs</b>	1906	McGill Redmen
1984	Guelph Gryphons	1956	Queen's Golden Gaels	1905	Toronto Varsity Blues
1983	Toronto Varsity Blues	1955	Queen's Golden Gaels	1904	Queen's Golden Gaels
<b>1982</b>	<b>Western Mustangs</b>	1954	Toronto Varsity Blues	1903	Toronto Varsity Blues
<b>1981</b>	<b>Western Mustangs</b>	<b>1953</b>	<b>Western Mustangs</b>	1902	McGill Redmen
<b>1980</b>	<b>Western Mustangs</b>	<b>1952</b>	<b>Western Mustangs</b>	1901	Toronto Varsity Blues
		1951	Toronto Varsity Blues	1900	Queen's Golden Gaels
In 1980, the Cup returned to a single winner when the Eastern Division formed the independent OQIFC.		<b>1950</b>	<b>Western Mustangs</b>	1899	Toronto Varsity Blues
		<b>1949</b>	<b>Western Mustangs</b>	1898	Toronto Varsity Blues
		1948	Toronto Varsity Blues		
		<b>1947</b>	<b>Western Mustangs</b>		
<b>1979</b>	<b>Western Mustangs</b>	<b>1946</b>	<b>Western Mustangs</b>		
In 1979 the Eastern and Western Division champions played each other in a Vanier Cup semi-final game, which also determined the Yates Cup championship.					
		<b>1939</b>	<b>Western Mustangs</b>		
		From 1940 to 1945, the trophy was not presented due to World War II.			

# VANIER CUP CHAMPIONS



## “WESTERN” - 1971 CANADIAN COLLEGE FOOTBALL CHAMPIONS - “MUSTANGS”

Front Row (left to right): D. Wise (Trainer), P. Knill, B. Hunter, E. Rocca, R. Snyder, R. Richter, T. Harvey, G. Hill (Captain), R. Wilson, C. Skopelianos, S. Stefanko, M. Chorneyko, J. Budge, D. Clarke, H. Weinberg (Team Doctor)  
Centre Row (left to right): E. Scorgie (Coach), R. Potter (Coach), D. Bowman, R. Petrie, P. Quigley, D. Kerr, R. Martin, J. Prozorowicz, G. McNaughton, F. Cosentino (Head Coach), R. Ritter (Manager), D. Doherty, J. Roth, R. Leach, J. McNamara, R. Hawken, J. Allen, D. Anderson, D. Semotiuk (Coach), D. Hayes (Coach)  
Back Row (left to right): P. Monckton, K. Spink, A. Engelhardt, M. Fess, A. Lockhart, B. MacRae, P. Zvonkin, C. Summers, J. Karn, B. Craig, R. Thomson, D. Hanley, P. Dennis, J. Fabiani, D. Gihocki, D. Dulmage, S. Derbyshire

## 1971: WESTERN 15 - ALBERTA 14

Alberta's Bob MacGregor had a banner day with two touchdowns and 102 yards rushing but it was all for naught as Western emerged on top in the 15-14 squeaker.

Western quarterback Joe Fabiani threw for 234 yards.

“We were playing in the shadow of our own goal posts and facing a strong wind,” said kicker Paul Knell. “On a short-yardage second down, our quarterback Joe Fabiani faked a handoff and passed the ball to wide receiver Terry Harvey, who ran the ball almost to the Alberta goal line.”

Measured at 97-yards, the play still has a place in Vanier Cup history as it continues to hold the record for longest completion.

Also earning a place in the Vanier record books was a 41-yard field goal, which held the title of longest field goal until 1982. The play currently remains in the record books as the sixth longest field goal in Vanier history.

This marked Western's first of 11 Vanier Cup appearances, a record.

# VANIER CUP CHAMPIONS



## “WESTERN” 1974 CANADIAN COLLEGE FOOTBALL CHAMPIONS “MUSTANGS”

Front Row (L to R): D. Parkhouse, D. Munro, P. Barchiesi, J. Jewell, F. McKay, J. Latham, C. Blimkie, C. Summers (Capt.), C. Skopelianos, J. Cimba, J. Parry, P. Maynard, C. Warner, R. Richter (Coach), Patch  
Second Row (L to R): D. Semotiuk (coach), A. Ische (coach), Dr. B. Willis, S. Ackroyd, C. Labbett, D. Richardson, S. Sioui, K. Heise, D. Wilkie, I. Bryans, T. Fumich, T. Davis, J. Jacobsen, K. Danylchuk, D. Bowman,  
M. Dixon, G. Stortini, R. Scarborough, C. Riopelle, D. MacKinlay, J. Berry, Dr. J. Kennedy, F. Cosentino (Head Coach)  
Third Row (L to R): D. Kurilsky, J. Pepper (Mgr.), P. Monckton, C. Rush, M. Evans, M. Fess, R. Heartwell, T. Rotondo, B. Craig, B. McDonnell, B. Robinson, S. Kelman, B. Rozalowsky, J. Murray, J. Milne, B. Wilson,  
D. Stephenson, R. Macdonald, K. Spink, B. Josepchuk, J. Jeza  
Absent — A. K. Philbrick (Faculty Advisor)

## 1974: WESTERN 19 - TORONTO 15

Western's Jay Parry raced for 47 yards after grabbing Bill Robinson's pass to lead the Mustangs to a 19-15 win over the Toronto Varsity Blues.

The Blues had dominated the game in most statistical categories, except the score, with 236 yards in offence versus Western's 178. Having already fallen to the Varsity Blues 6-28 during the regular season, few people expected the Mustangs to come out on top.

“We were underdogs going into the game,” said 1974 defensive end Phil Monckton. “I think that Toronto expected to win but we were calmly confident in our abilities, and we executed the game plan very well.”

The game attracted what was then a Vanier Cup record 24,777 spectators and featured numerous turnovers by both teams.

# VANIER CUP CHAMPIONS



## “WESTERN MUSTANGS” 1976 CANADIAN COLLEGE FOOTBALL CHAMPIONS

Front Row (L to R): R. Infantino, T. Rotondo, R. Kochel, D. MacKinlay, R. Scarborough, P. Noble, C. Riopelle, J. Jewell, K. Spink (Capt.), R. Griffiths, J. Milne, R. MacDonald, C. Labbett, N. Wilson, D. Hemphill, J. Murray, Patch

Second Row (L to R): B. Imrie (Coach), C. Samways (Coach), J. Skillen, G. Lapenskie, Dr. R. Stewart, S. Brooks, B. Blair, G. Leon, W. Payerl, P. Ford, B. Wheeler, J. Bojeski, R. McNamara, B. Fortune, J. Bone, T. Norris, L. Lewin, D. Richardson, D. Kurilsky, T. Davis, R. Richter (Coach), L. Haylor (Coach), Dr. J. C. Kennedy, D. Semotiuk (Head Coach)

Third Row (L to R): P. Maynard, J. Berry (Trainer), C. Warner (Manager), K. Marlin, J. Chalmers, P. Kellenberger, A. Beck, C. Lauder, C. Lyons, B. Woolnough, P. Logan, H. Svec, M. Watson, T. Fallis, R. Haswell, B. Rozalowsky, T. Arnott, M. Santucci, B. Weaver, C. Curran, J. Priestner, W. Assad, F. McKay, J. Fotheringham (Manager)

Absent — J. Tulloch, R. Huizer, J. Rea

## 1976: WESTERN 29 - ACADIA 13

The Vanier Cup game returned to Varsity Stadium and Acadia's Hec Crighton Trophy winner Bob Stracina set records with 12 receptions for 221 yards and a TD, but it wasn't enough as Western posted a 29-13 win.

According to 1976's head coach Darwin Semotiuk, the game shifted towards the Mustangs after the first half. With a new strategy constructed at half time, the game plan shifted to focus on cutting off Bob Stracina – Acadia's leading scorer.


“We took one of our strong defensive backs, Chris Curran, a really good player, and put him of Stracina and basically played 11-man football the rest of the way. I don't think Stracina caught another pass.”

The game resulted in a third Vanier Cup win for the Mustangs, as well as numerous Vanier cup records.

Stracina ended the game with two records after recording 12 receptions for 221 yards. While McMaster's Robert Babic matched the number of receptions in 2011, 221 yards remains as the current standard.

Western's Tony Fallis set a record of his own with two rushing TDs and teammate Bill Rozalowsky added 112 yards on 20 carries, to earn for MVP honours.

# VANIER CUP CHAMPIONS



## “WESTERN MUSTANGS” 1977 CANADIAN COLLEGE FOOTBALL CHAMPIONS

Front Row (L to R): R. McNamara, P. Noble, D. Kurilsky, N. Wilson, C. Riopelle, C. Labbett, D. Richardson, D. MacKinlay (Capt.), D. Bestard, R. MacDonald, J. Milne, T. Davis, R. Chalupka, M. Curry, R. Tripp, "Patch"

Second Row (L to R): Dr. D. Walker, B. Imrie (Coach), P. Ford, S. Aird, A. Beck, K. Ford, D. Hemphill, W. Payerl, R. Huizer, C. Curran, R. Kocheil, R. Gribbons, P. Kellenberger, M. Santucci, J. Bone, L. Lewin, P. Spriet, R. Infantino, L. Haylor (Coach), R. Richter (Coach), Dr. J. C. Kennedy, D. Semotiuk (Head Coach)

Third Row (L to R): R. Warner, C. Samways (Coach), P. Kotyk, L. Padmore, G. Lapenskie, T. Fallis, R. Dunbar, R. Birkhoff, T. Arnott, D. McKenzie, B. Woolnough, P. Logan, B. Fortune, J. Santucci, D. Rigg, H. Svec, M. Watson, B. Rozalowsky, J. Arp, D. Pasic, G. Barrow, P. Maynard, C. Warner (Manager)

Absent: A. Quinn, C. Lyons, B. Blair, J. Priestner, L. Devereux, B. Ghent, J. Parry, H. Savoy, J. Trembelas, D. Tremblay, A. K. Philbrick (Faculty Advisor)

## 1977: WESTERN 48 - ACADIA 15

1977 saw a repeat of the 1976 Acadia-Western match up, and Western proved to be the dominant team of the 1970s with its fourth Vanier Cup win, and became the second team in Vanier history to earn consecutive championships.

The Mustangs rolled to a 48-15 win on six touchdowns, setting records for most touchdowns and points in a Vanier Cup contest.

Mustang quarterback Jamie Bone had a banner day, completing 80% of his passes for four touchdowns. Reflecting on the team's success, Bone notes that "the key to the game was our ability to run the ball."

Teammate Bill Rozalowsky added 177 yards on the ground and earned his second consecutive Ted Morris Memorial Trophy Award.

# VANIER CUP CHAMPIONS



## 1989: WESTERN 35 - SASKATCHEWAN 10

The 25th Anniversary Vanier Cup game, played in Toronto's SkyDome, was a record-breaking affair watched by 32,877 fans – the largest attendance ever for Canadian university football.

The Western Ontario Mustangs established Vanier Cup records with their 9th appearance and 5th title by defeating the Saskatchewan Huskies 35-10, as nine other individual and team records were set or tied.

Western quarterback Chris Gaffney engineered 410 yards in total offence and set a record with three rushing touchdowns. Gaffney's favorite receiver, Tyrone Williams, earned the Ted Morris Trophy with five catches for 157 yards and one touchdown.

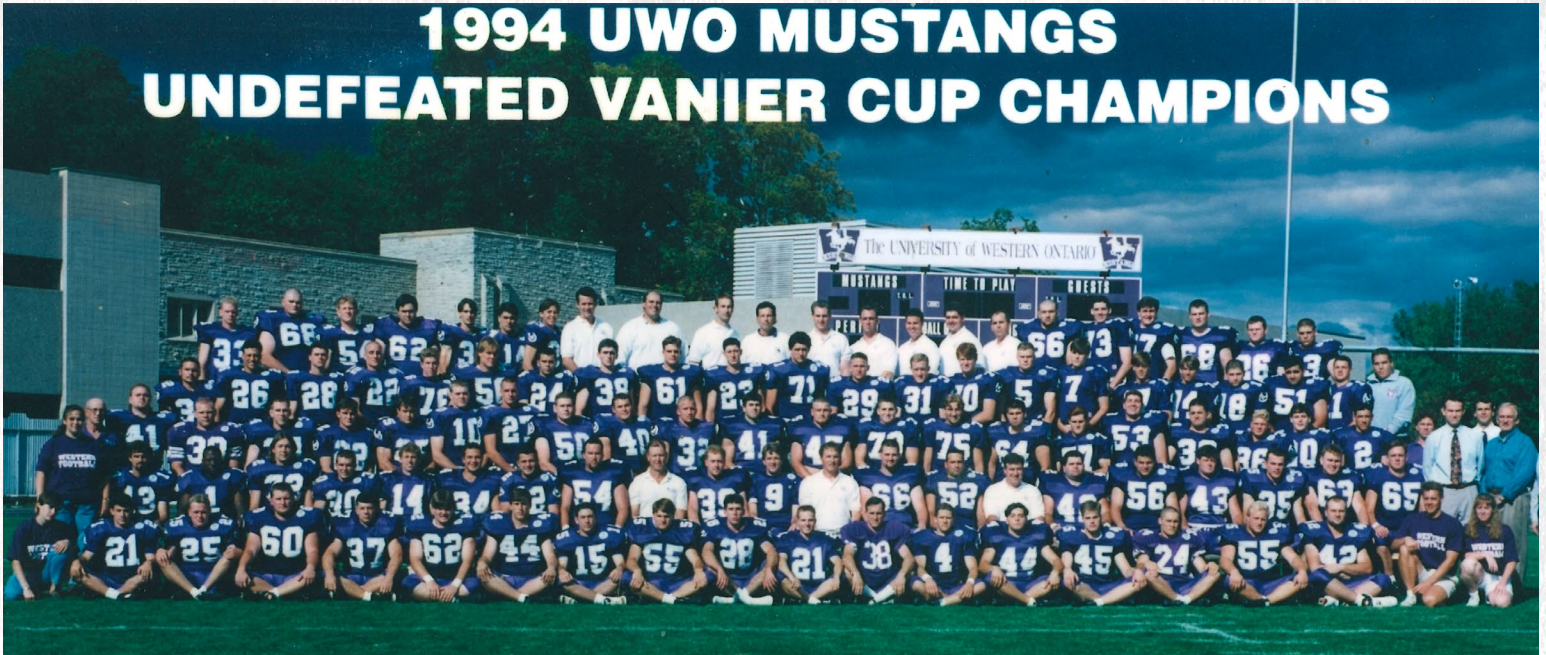
Despite these offensive heroics, the game's key play was made by the Mustangs defence, stopping the Huskies on a 3rd-down gamble late in the second quarter.

Gaffney promptly passed to Williams for a 37-yard gain, setting up Mike Clawson's five-yard TD run with 29 seconds remaining as Western grabbed a 21-10 halftime lead.

Dan Farthing scored the Huskies only major on a 24-yard run in the first quarter.

# VANIER CUP CHAMPIONS

## 1994 UWO MUSTANGS UNDEFEATED VANIER CUP CHAMPIONS



## 1994: WESTERN 50 - SASKATCHEWAN 40

This Vanier Cup saw a rematch between 1989 Vanier Cup combatants Western Ontario Mustangs and Saskatchewan Huskies. The match-up turned out to be the most exciting game played in the country in 1994. Neither team lacked offence as the Mustangs defeated the Huskies 50-40 in the first Vanier Cup to go to overtime.

Trailing 7-0, the Mustangs scored touchdowns on their first three possessions of the game to lead 21-7 at the end of the first quarter. Western added a 26-yard field goal by Frank Jagas on the last play of the half to take a commanding 24-7 lead.

But with a 31-14 score in the third, the Huskie offence went on a roll. Saskatchewan's quarterback Brent Schneider threw for 227 yards during the fourth quarter while completing three touchdown passes to give the Huskies a 37-34 lead with 1:04 remaining in regulation time.

Western received the ball with 59 seconds left to play at their own 30-yard line. Goldie marched his offence down to the Saskatchewan 35 before Frank Jagas kicked the tying field goal from 42 yards out with four ticks left on the clock. In Overtime, the Mustangs claimed the national title when Anthony Lane returned a punt 77 yards for a touchdown for a 50-40 victory and their sixth national championship.

The Huskies Brent Schneider broke or tied every Vanier Cup passing record. He completed 36 of 67 passes for 528 yards. Four of these passes went for touchdowns while five were intercepted.

# WESTERN COACHING TRADITIONS

Western has had a storied tradition in football that emanates from the campus every fall.

Winning a record 30th Yates Cup title in 2013, and fourth in the last seven years under head coach Greg Marshall, Western solidified its place among the elite football programs in Ontario.

The team has also won six Vanier Cups (1971, 1974, 1976, 1977, 1989, 1994) and the last five men who have served as head coach of the Mustangs have amassed winning percentages above .700.

Among those coaches is the legendary Larry Haylor, who guided the Purple and White from 1984-2006 and won more games (178) than any other coach in program history. On the way to earning those wins, Haylor guided the Mustangs to a pair of Vanier Cup

Coach	W	L	T	Pct	Highlights
Joe Breen (1929-34)	15	30	1	.337	1931 Yates Cup
Bill Storen (1935-39)	21	16	0	.568	1939 Yates Cup
John Metras (1940-69)	119	81	11	.590	7 Yates Cups
Frank Cosentino (1970-74)	36	13	2	.725	2 CIAU Titles
Darwin Semotiuk (1975-83)	71	23	1	.753	2 CIAU Titles
Bob LaRose (1992)	7	3	0	.700	Took over for Haylor for 1 year
Larry Haylor (1984-2006)	177	48	4	.777	Winningest coach in CIS history
Greg Marshall (2007-Present)	65	22	0	.747	4 Yates Cups, 1 Mitchell Bowl

titles, eight Yates Cup titles and he collected a pair of CIS Coach of the Year Awards. In nine years at the helm of the Mustangs, Darwin Semotiuk cemented his place in Western's history books by compiling two national championships (1976, 1977) and a CIS Coach of the Year Award of his own in 1976 to go along with 71 career victories.

Marshall's lofty .747 winning percentage (65-22) trails only Haylor (.777) and Semotiuk (.753) in Western's record books.

Semotiuk and Haylor combined to help five Mustangs take home the Hec Crighton Trophy awarded annually to the nation's top university football player. Under Semotiuk's tutelage, both Jamie Bone (1978) and Greg Marshall (1980) won the award, while Haylor mentored Blake Marshall (1986), two-time winner Tim Tindale (1991, 1993) and Andy Fantuz (2005).



# SEASON-BY-SEASON RECORD

Year	Wins	Losses	Ties	Pct.	PF	PA	Coach	Notes
1929	1	5	0	0.166	24	84	Joe Breen	
1930	3	5	0	0.375	28	24	Joe Breen	
1931	6	5	0	0.545	50	93	Joe Breen	Yates Cup Champions
1932	3	3	1	0.5	61	54	Joe Breen	
1933	1	7	0	0.125	40	117	Joe Breen	
1934	1	5	0	0.166	18	89	Joe Breen	
1935	1	6	0	0.142	38	105	Bill Storen	
1936	3	3	0	0.5	40	40	Bill Storen	
1937	3	4	0	0.429	33	72	Bill Storen	
1938	6	3	0	0.666	100	42	Bill Storen	
1939	8	0	0	1	173	54	Bill Storen	Yates Cup Champions
1940	2	0	0	1	93	5	John Metras	World War II
1941	1	3	0	0.25	50	66	John Metras	World War II
1942	2	0	0	1	36	6	John Metras	World War II
1943	2	1	1	0.625	106	39	John Metras	World War II
1944	4	1	0	0.8	112	74	John Metras	World War II
1945	6	0	0	1	97	43	John Metras	
1946	7	1	0	0.875	241	64	John Metras	Yates Cup Champions
1947	6	0	1	0.929	247	43	John Metras	Yates Cup Champions
1948	7	2	0	0.777	216	99	John Metras	
1949	4	2	1	0.642	81	83	John Metras	Yates Cup Champions
1950	4	5	0	.444	179	134	John Metras	Yates Cup Champions
1951	2	3	1	0.416	76	100	John Metras	
1952	5	1	1	0.786	104	40	John Metras	Yates Cup Champions
1953	6	2	0	0.75	123	76	John Metras	Yates Cup Champions
1954	4	1	2	0.714	144	74	John Metras	
1955	0	5	1	0	52	136	John Metras	
1956	3	5	0	0.375	134	159	John Metras	
1957	8	0	0	1	238	42	John Metras	Yates Cup Champions
1958	3	4	0	0.428	159	156	John Metras	
1959	7	1	0	0.875	210	54	John Metras	Yates Cup Champions
1960	3	3	0	0.5	85	144	John Metras	
1961	2	4	0	0.333	65	117	John Metras	
1962	2	6	0	0.25	116	136	John Metras	
1963	5	4	0	0.555	222	156	John Metras	
1964	2	6	1	0.278	167	236	John Metras	
1965	7	3	0	0.7	230	204	John Metras	
1966	4	4	0	0.5	174	152	John Metras	
1967	1	7	1	0.167	171	188	John Metras	
1968	5	3	0	0.625	210	162	John Metras	
1969	5	4	1	0.255	217	175	John Metras	
1970	5	4	0	0.555	139	119	Frank Consentino	
1971	9	3	0	0.75	283	110	Frank Consentino	Yates Cup/Vanier Cup Champions
1972	8	2	0	0.8	239	124	Frank Consentino	
1973	5	2	1	0.689	190	105	Frank Consentino	

# SEASON-BY-SEASON RECORD

1974	9	2	1	0.792	322	202	Frank Consentino	Yates Cup/Vanier Cup Champions
1975	4	5	0	0.444	231	177	Darwin Semotiuk	
1976	9	2	0	0.818	353	149	Darwin Semotiuk	Yates Cup/Vanier Cup Champions
1977	11	1	0	0.916	367	135	Darwin Semotiuk	Yates Cup/Vanier Cup Champions
1978	8	2	0	0.8	282	165	Darwin Semotiuk	
1979	9	2	0	0.818	270	159	Darwin Semotiuk	Yates Cup/Churchill Bowl Champions
1980	8	3	0	0.727	284	157	Darwin Semotiuk	Yates Cup Champions
1981	10	1	0	0.909	393	136	Darwin Semotiuk	Yates Cup Champions
1982	9	3	0	0.75	356	242	Darwin Semotiuk	Yates Cup/Churchill Bowl Champions
1983	3	4	1	0.438	126	144	Darwin Semotiuk	
1984	7	3	0	0.7	413	191	Larry Haylor	
1985	11	2	0	0.846	396	165	Larry Haylor	Yates Cup/Atlantic Bowl Champions
1986	11	1	0	0.916	433	148	Larry Haylor	Yates Cup/Atlantic Bowl Champions
1987	8	1	0	0.888	320	97	Larry Haylor	
1988	9	1	1	0.863	374	169	Larry Haylor	Yates Cup Champions
1989	11	1	0	0.917	428	142	Larry Haylor	Yates Cup/Vanier Cup Champions
1990	9	1	1	0.863	379	163	Larry Haylor	Yates Cup Champions
1991	8	2	0	0.8	383	219	Larry Haylor	
1992	7	3	0	0.7	295	198	Bob LaRose	
1993	7	3	0	0.7	284	193	Larry Haylor	
1994	12	0	0	1	506	264	Larry Haylor	Yates Cup/Vanier Cup Champions
1995	10	1	1	0.875	385	241	Larry Haylor	Yates Cup Champions
1996	7	2	0	0.778	264	84	Larry Haylor	
1997	7	2	1	0.75	285	188	Larry Haylor	
1998	10	1	0	0.909	393	245	Larry Haylor	Yates Cup Champions
1999	7	2	0	0.777	253	126	Larry Haylor	
2000	6	3	0	0.666	251	181	Larry Haylor	
2001	6	4	0	0.6	226	207	Larry Haylor	
2002	7	3	0	0.7	371	213	Larry Haylor	
2003	5	4	0	0.555	324	279	Larry Haylor	
2004	7	3	0	0.7	447	247	Larry Haylor	
2005	7	3	0	0.7	400	181	Larry Haylor	
2006	6	4	0	0.6	240	213	Larry Haylor	
2007	7	6	0	0.538	329	255	Greg Marshall	Yates Cup Champions
2008	11	3	0	0.727	488	271	Greg Marshall	Yates Cup/Mitchell Bowl Champions
2009	9	3	0	0.75	437	249	Greg Marshall	
2010	9	3	0	0.75	400	202	Greg Marshall	Yates Cup Champions
2011	8	2	0	0.8	363	250	Greg Marshall	
2012	6	4	0	0.6	410	242	Greg Marshall	
2013	10	1	0	0.91	544	217	Greg Marshall	Yates Cup Champions
2014	7	3	0	0.7	466	213	Greg Marshall	
Totals	514	238	19	0.66	20282	12314		

# ALL-TIME WIN-LOSS RECORD

Date	PF	PA	H/A/N	Result	Notes	Date	PF	PA	H/A/N	Result	Notes
<b>Acadia (4-1)</b>						11-Sep-71	15	0	H	W	
19-Oct-76	29	13	N	W	VC	16-Sep-72	31	8	A	W	
19-Nov-77	48	15	N	W	VC	27-Oct-73	25	10	A	W	
17-Nov-79	12	34	N	L	VC	15-Sep-74	19	19	H	T	
15-Nov-86	29	22	A	W	VCSF	2-Nov-74	37	13	H	W	PO
18-Nov-95	55	45	A	W	VCSF		19	3	H	W	EX
<b>Alberta (1-3)</b>						25-Sep-76	65	6	A	W	
13-Sep-65	3	20	H	L	EX	24-Oct-77	50	0	H	W	
20-Nov-71	15	14	N	W	VC	9-Sep-78	43	8	A	W	
14-Nov-80	4	14	A	L	VCSF	13-Oct-79	15	12	H	W	
21-Nov-81	31	32	A	L	VCSF	11-Oct-80	26	8	A	W	
<b>Bishop's (2-1-1)</b>						1-Nov-80	36	29	H	W	PO
8-Sep-90	24	24	H	T	EX	10-Oct-81	22	18	H	W	
4-Sep-93	10	25	A	L	EX	14-Nov-81	17	7	H	W	YC
12-Nov-94	41	24	A	W	VCSF	9-Oct-82	18	32	A	L	
16-Oct-99	22	12	H	W		30-Oct-82	26	20	A	W	PO
<b>UBC (4-2)</b>						15-Oct-83	11	36	H	L	
22-Sep-56	38	13	A	W	EX	13-Oct-84	27	29	A	L	
21-Sep-57	54	0	N	W	EX	10-Nov-84	26	31	H	L	YC
14-Nov-59	34	7	N	W	CCB	19-Oct-85	22	24	H	L	
13-Oct-76	30	8	H	W	VCSF	9-Nov-85	39	15	H	W	PO
20-Nov-82	14	39	A	L	VC	25-Oct-86	52	1	A	W	
23-Nov-86	23	25	N	L	VC	8-Nov-86	49	21	H	W	YC
<b>Calgary (1-4)</b>						24-Oct-87	50	6	H	W	
12-Nov-77	24	22	H	W	VCSF	31-Oct-87	20	22	H	L	PO
30-Nov-85	6	25	N	L	VC	22-Oct-88	53	53	A	T	
12-Nov-88	15	34	H	L	VCSF	21-Oct-89	25	24	H	W	
25-Nov-95	24	54	N	L	VC	20-Oct-90	35	3	H	W	
16-Nov-13	3	44	A	L	MB	26-Oct-91	27	15	A	W	
<b>Concordia (1-0)</b>						12-Sep-92	18	20	A	L	
13-Nov-82	17	7	H	W	VCSF	7-Nov-92	10	45	N	L	YC
<b>Manitoba (0-2)</b>						11-Sep-93	25	24	H	W	
8-Sep-74	14	28	H	L	EX	30-Oct-93	20	13	N	W	PO
17-Nov-07	20	52	A	L	VCSF	22-Oct-94	55	33	A	W	
<b>Guelph (43-14-2)</b>						21-Oct-95	57	7	H	W	
1947	42	6	H	W	EX	21-Sep-96	38	14	H	W	
1948	35	3	H	W	EX	2-Nov-96	9	18	H	L	PO
24-Sep-49	25	0		W	EX	18-Oct-97	34	10	A	W	
1956	44	11	H	W	EX	1-Nov-97	25	10	H	W	PO
28-Sep-57	46	0	A	W	EX	24-Oct-98	46	8	A	W	
20-Sep-58	60	0		W	EX	18-Sep-99	26	3	A	W	
	55	0	H	W	EX	16-Sep-00	30	29	H	W	
						12-Oct-02	50	9	H	W	
						18-Oct-03	42	29	A	W	
						16-Oct-04	33	11	H	W	
						10-Sep-05	29	10	H	W	
						16-Sep-06	25	23	H	W	
						22-Sep-07	17	31	A	L	
						10-Nov-07	34	21	A	W	YC

# ALL-TIME WIN-LOSS RECORD

Date	PF	PA	H/A/N	Result	Notes	Date	PF	PA	H/A/N	Result	Notes
18-Oct-08	47	16	H	W		18-Oct-52	6	11	A	L	
26-Sep-09	41	39	A	W		25-Oct-52	16	9	H	W	
31-Oct-09	37	18	H	W	PO	17-Oct-53	25	8	A	W	
25-Sep-10	15	8	A	W		14-Nov-53	13	16	H	W	
8-Oct-11	33	29	H	W		16-Oct-54	25	6	H	W	
6-Oct-12	39	42	A	L		13-Nov-54	43	19	A	W	
18-Oct-14	46	49	A	L		8-Oct-55	6	6	A	T	
8-Nov-14	26	51	A	L	PO	29-Oct-55	17	35	H	L	
<b>McGill (53-24-2)</b>						6-Oct-56	6	3	H	W	
12-Oct-29	7	10	A	L		10-Nov-56	7	15	A	L	
9-Nov-29	10	2	H	W		5-Oct-57	26	7	A	W	
25-Oct-30	5	1	H	W		9-Nov-57	8	1	H	W	
8-Nov-30	1	4	A	L		18-Oct-58	39	8	A	W	
10-Oct-31	7	3	H	W		25-Oct-58	28	6	H	W	
14-Nov-31	1	9	A	L		17-Oct-59	11	7	H	W	
8-Oct-32	6	17	A	L		24-Oct-59	12	3	A	W	
12-Nov-32	13	8	H	W		8-Oct-60	17	13	H	W	
21-Oct-33	6	10	A	L		29-Oct-60	6	57	A	L	
28-Oct-33	7	8	H	L		14-Oct-61	14	12	A	W	
20-Oct-34	5	12	H	L		4-Nov-61	7	20	H	L	
27-Oct-34	0	15	A	L		6-Oct-62	22	11	H	W	
12-Oct-35	7	21	H	L		10-Nov-62	8	9	A	L	
2-Nov-35	10	2	A	W		5-Oct-63	16	13	A	W	
17-Oct-36	6	4	A	W		9-Nov-63	48	12	H	W	
7-Nov-36	18	17	H	W		17-Oct-64	19	56	H	L	
9-Oct-37	7	2	H	W		24-Oct-64	12	12	A	T	
13-Nov-37	4	0	A	W		16-Oct-65	28	13	A	W	
8-Oct-38	1	4	A	L		23-Oct-65	20	0	H	W	
12-Nov-38	16	6	H	W		8-Oct-66	24	8	H	W	
19-Nov-38	0	9	A	L	YC	29-Oct-66	52	14	A	W	
21-Oct-39	25	17	H	W		21-Oct-67	13	15	A	L	
28-Oct-39	8	1	A	W		28-Oct-67	47	1	H	W	
20-Oct-45	20	7	A	W		19-Oct-68	56	2	H	W	
27-Oct-45	15	5	H	W		4-Oct-69	11	30	A	L	
19-Oct-46	18	2	H	W		7-Nov-70	42	14	H	W	
26-Oct-46	12	7	A	W		14-Sep-85	34	7	H	W	EX
17-Oct-47	56	5	H	W		5-Sep-87	20	11	A	W	EX
8-Nov-47	22	10	A	W		3-Sep-88	32	15	H	W	EX
16-Oct-48	24	19	A	W		2-Sep-89	45	7	A	W	EX
5-Nov-48	34	9	H	W		3-Sep-94	20	8	H	W	EX
8-Oct-49	14	12	H	W		<b>McMaster (45-15-1)</b>					
12-Nov-49	10	18	A	L		5-Nov-52	9	6	A	W	EX
19-Nov-49	12	9	N	W	YC	3-Oct-53	40	13	A	W	
7-Oct-50	6	23	A	L		21-Sep-63	40	0	H	W	EX
11-Nov-50	21	10	H	W		24-Sep-66	20	4	A	W	EX
18-Nov-50	24	2	A	W	YC	12-Oct-68	30	14	A	W	
20-Oct-51	12	21	H	L		9-Nov-68	24	14	H	W	
27-Oct-51	0	26	A	L		27-Sep-69	40	3	H	W	

# ALL-TIME WIN-LOSS RECORD

Date	PF	PA	H/A/N	Result	Notes	Date	PF	PA	H/A/N	Result	Notes
1-Nov-69	38	0	A	W		29-Sep-12	27	33	H	L	
10-Oct-70	31	9	A	W		3-Nov-12	28	42	A	L	
17-Oct-70	23	5	H	W		7-Sep-13	58	15	A	W	
1-Oct-71	16	17	A	L		2-Nov-13	32	3	H	W	PO
11-Sep-72	14	10	A	W	EX	4-Oct-14	29	32	H	L	
23-Sep-72	21	3	H	W		<b>Mount Allison (1-0)</b>					
29-Sep-73	38	0	H	W		23-Nov-85	34	3	N	W	VCSF
21-Sep-74	29	8	A	W		<b>Ottawa (16-5)</b>					
27-Sep-75	48	3	H	W		16-Sep-66	42	3	A	W	EX
11-Sep-76	39	0	H	W		6-Nov-71	13	0	H	W	YC
10-Sep-77	44	6	A	W		84	27	11	H	W	EX
20-Oct-79	28	2	H	W		7-Sep-85	27	16	A	W	EX
25-Oct-80	21	3	A	W		20-Oct-01	29	15	H	W	
31-Oct-81	37	0	H	W		19-Oct-02	28	38	A	L	
23-Oct-82	36	39	A	L		20-Sep-03	41	38	A	W	
24-Sep-83	23	8	H	W		2-Oct-04	47	27	H	W	
22-Sep-84	17	18	A	L		15-Oct-05	24	27	A	L	
29-Sep-85	42	0	H	W		5-Nov-05	18	10	H	W	PO
18-Oct-86	36	24	H	W		3-Sep-06	3	17	A	L	
1-Nov-86	30	15	H	W	PO	15-Sep-07	30	35	H	L	
17-Oct-87	33	14	A	W		3-Nov-07	23	16	A	W	PO
17-Sep-88	33	15	A	W		1-Sep-08	35	31	H	W	
16-Sep-89	62	6	H	W		8-Nov-08	31	17	H	W	YC
22-Sep-90	37	3	A	W		6-Sep-09	32	17	A	W	
28-Sep-91	32	7	H	W		6-Sep-10	19	20	A	L	
24-Oct-92	44	7	H	W		13-Nov-10	26	25	A	W	YC
23-Oct-93	43	7	A	W		17-Sep-11	41	13	H	W	
24-Sep-94	56	13	H	W		20-Oct-12	32	29	A	W	
23-Sep-95	49	6	A	W		14-Sep-13	83	27	H	W	
14-Sep-96	28	0	A	W		<b>Queen's(44-46-2)</b>					
25-Oct-97	35	35	H	T		19-Oct-29	2	25	H	L	
12-Sep-98	37	29	A	W		2-Nov-29	0	14	A	L	
7-Nov-98	34	32	H	W	PO	11-Oct-30	1	5	H	L	
23-Oct-99	27	34	A	L		1-Nov-30	1	3	A	L	
21-Oct-00	18	7	H	W		17-Oct-31	3	8	A	L	
22-Sep-01	10	48	A	L		7-Nov-31	3	2	H	W	
3-Nov-01	20	46	A	L	PO	15-Oct-32	8	2	H	W	
21-Sep-02	37	38	H	L		5-Nov-32	4	4	A	T	
4-Oct-03	35	63	A	L		7-Oct-33	5	3	H	W	
6-Sep-04	32	53	H	L		11-Nov-33	3	9	A	L	
6-Nov-04	23	40	H	L	PO	6-Oct-34	1	2	A	L	
17-Sep-05	55	31	A	W		10-Nov-34	5	4	H	W	
14-Oct-06	29	12	H	W		19-Oct-35	1	4	H	L	
8-Sep-07	15	22	A	L		26-Oct-35	10	18	A	L	
3-Oct-09	35	42	H	W		24-Oct-36	10	3	A	W	
11-Sep-10	50	19	H	W		31-Oct-36	1	3	H	L	
6-Nov-10	34	28	H	W	PO						
10-Sep-11	48	21	A	W							
12-Nov-11	19	41	H	L	YC						



# ALL-TIME WIN-LOSS RECORD

Date	PF	PA	H/A/N	Result	Notes	Date	PF	PA	H/A/N	Result	Notes
31-Oct-31	10	2	H	W		1-Nov-58	0	46	H	L	
22-Oct-32	6	7	A	L		25-Sep-59	7	25	A	L	EX
29-Oct-32	22	8	H	W		10-Oct-59	16	3	H	W	
14-Oct-33	2	21	A	L		31-Oct-59	7	13	A	L	
4-Nov-33	14	22	H	L		24-Sep-60	22	22	H	T	EX
13-Oct-34	1	34	H	L		1-Oct-60	7	28	A	L	
3-Nov-34	6	22	A	L		5-Nov-60	34	0	H	W	
5-Oct-35	6	21	A	L		30-Sep-61	20	15	A	W	EX
9-Nov-35	12	13	H	L		7-Oct-61	3	6	H	L	
10-Oct-36	5	8	H	L		11-Nov-61	21	14	A	W	
14-Nov-36	0	15	A	L		29-Sep-52	1	24	A	L	EX
23-Oct-37	4	4	H	T		20-Oct-62	14	23	A	L	
30-Oct-37	3	7	A	L		27-Oct-62	29	1	H	W	
20-Nov-37	5	19	H	L	PO	27-Sep-63	7	13	A	L	EX
22-Oct-38	3	2	H	W		19-Oct-63	52	15	H	W	
29-Oct-38	7	8	A	L		26-Oct-63	8	12	A	L	
14-Oct-39	23	8	A	W		19-Sep-64	17	21	A	L	EX
4-Nov-39	15	1	H	W		10-Oct-64	7	31	A	L	
3-Nov-45	18	10	H	W		31-Oct-64	42	27	H	W	
5-Oct-46	20	7	H	W		18-Sep-65	20	14	H	W	EX
2-Nov-46	15	6	A	W		9-Oct-65	36	35	H	W	
11-Oct-47	31	7	A	W		30-Oct-65	15	48	A	L	
15-Nov-47	12	12	H	T		13-Nov-65	16	21	H	L	YC
9-Oct-48	24	6	H	W		1-Oct-66	7	45	A	L	
13-Nov-48	8	23	A	L		5-Nov-66	20	21	H	L	
20-Nov-48	7	18	A	L	YC	30-Sep-67	7	16	A	L	EX
22-Oct-49	11	8	H	W		14-Oct-67	20	26	H	L	
29-Oct-49	0	7	A	L		4-Nov-67	18	18	A	T	
21-Oct-50	41	6	A	W		21-Sep-68	29	21	H	W	EX
28-Oct-50	21	1	H	W		26-Oct-68	17	32	A	L	
13-Oct-51	7	16	A	L		20-Sep-69	16	16	A	T	EX
3-Nov-51	13	13	H	T		25-Oct-69	16	41	H	L	
11-Oct-52	7	7	H	T		19-Sep-70	14	38	H	L	EX
15-Nov-52	8	1	A	W		24-Oct-70	4	10	A	L	
26-Sep-53	1	11	A	L	EX	25-Sep-71	9	27	H	L	
10-Oct-53	13	10	H	W		13-Oct-73	44	10	H	W	
7-Nov-53	0	13	A	L		26-Oct-74	6	28	A	L	
21-Nov-53	12	8	A	W	YC	23-Nov-74	19	15	N	W	VC
9-Oct-54	9	9	A	T		25-Oct-75	13	20	H	L	
6-Nov-54	12	12	H	T		23-Oct-76	19	25	A	L	
27-Nov-54	8	9	A	L	YC	2-Sep-77	24	12	H	W	EX
1-Oct-55	2	20	H	L		22-Oct-77	19	12	H	W	
5-Nov-55	6	38	A	L		3-Sep-78	22	14	A	W	EX
20-Oct-56	19	21	A	L		30-Sep-78	38	24	H	W	
27-Oct-56	7	41	H	L		14-Oct-78	34	6	A	W	
19-Oct-57	15	0	H	W		28-Sep-79	38	27	A	W	
26-Oct-57	34	20	A	W		27-Oct-79	28	15	H	W	PO
26-Sep-58	20	28	A	L		18-Oct-80	31	15	H	W	
11-Oct-58	14	38	A	L		3-Oct-81	43	37	A	W	

# ALL-TIME WIN-LOSS RECORD

Date	PF	PA	H/A/N	Result	Notes	Date	PF	PA	H/A/N	Result	Notes
3-Sep-82	18	10	A	W	EX	3-Oct-70	17	10	H	L	
2-Oct-82	28	15	H	W		31-Oct-70	3	2	A	W	
6-Nov-82	50	21	H	W	YC	18-Sep-71	23	7	A	W	
3-Sep-83	3	5	H	L	EX	16-Oct-71	37	1	H	W	
17-Sep-83	11	21	A	L		7-Oct-72	35	8	H	W	
15-Sep-84	39	36	H	W		22-Sep-73	42	13	A	W	
20-Sep-85	48	21	A	W		5-Oct-74	44	21	H	W	
20-Sep-86	38	1	H	W		10-Oct-75	47	12	A	W	
18-Sep-87	75	7	A	W		16-Oct-76	24	8	H	W	
1-Oct-88	29	7	H	W		7-Oct-77	27	0	A	W	
29-Oct-88	42	3	H	W	PO	22-Sep-79	26	3	A	W	
29-Sep-89	38	9	A	W		27-Sep-80	36	3	H	W	
4-Nov-89	50	20	H	W	YC	26-Sep-81	38	7	A	W	
15-Sep-90	33	15	H	W		18-Sep-82	34	17	H	W	
10-Nov-90	46	31	H	W	YC	22-Oct-83	10	10	A	T	
20-Sep-91	34	19	A	W		20-Oct-84	72	0	H	W	
2-Nov-91	45	38	H	W	PO	26-Oct-85	42	3	A	W	
17-Oct-92	33	15	A	W		13-Sep-86	53	9	A	W	
16-Oct-93	37	15	H	W		3-Oct-87	35	7	H	W	
6-Nov-93	16	24	H	L	YC	10-Sep-88	39	9	H	W	
15-Oct-94	49	7	H	W		9-Sep-89	40	10	A	W	
29-Oct-94	56	44	N	W	PO	28-Oct-89	9	7	H	W	PO
14-Oct-95	19	19	A	T		13-Oct-90	42	20	A	W	
26-Oct-96	39	8	A	W		19-Oct-91	48	19	H	W	
20-Sep-97	49	13	H	W		26-Sep-92	23	7	A	W	
26-Sep-98	29	7	A	W		25-Sep-93	26	22	H	W	
17-Oct-98	43	27	H	W		10-Sep-94	28	18	H	W	
30-Oct-99	37	2	H	W		9-Sep-95	23	16	A	W	
28-Oct-00	40	1	A	W		4-Nov-95	23	22	H	W	PO
6-Oct-01	43	1	H	W		5-Oct-96	1	6	A	L	
4-Oct-02	59	13	A	W		4-Oct-97	13	20	H	L	
11-Sep-04	72	8	A	W		8-Nov-97	10	30	H	L	YC
3-Sep-05	70	1	A	W		3-Oct-98	44	20	H	W	
7-Oct-06	44	21	A	W		14-Nov-98	47	41	H	W	YC
13-Oct-07	44	1	H	W		9-Oct-99	20	17	A	W	
9-Oct-08	56	15	A	W		6-Nov-99	21	35	H	L	PO
24-Oct-09	47	0	H	W		7-Oct-00	18	10	H	W	
23-Oct-10	35	23	H	W		29-Sep-01	3	22	H	L	
15-Oct-11	21	9	A	W		27-Oct-01	19	11	H	W	PO
8-Sep-12	62	7	H	W		27-Sep-02	24	17	A	W	
25-Aug-13	50	14	A	W		6-Sep-03	62	12	A	W	
20-Sep-14	63	15	H	W		9-Oct-04	57	14	A	W	
						24-Sep-05	64	4	A	W	
						20-Oct-07	37	3	A	W	
<b>Waterloo (44-8-1)</b>						13-Sep-08	49	3	H	W	
67	26	30	H	L	EX	5-Sep-11	86	22	H	W	
5-Oct-68	31	27	H	W		3-Sep-12	54	10	A	W	
2-Nov-68	6	30	A	L		27-Sep-14	69	3	A	W	
18-Oct-69	28	18	H	E							
8-Nov-69	20	29	A	L							

# ALL-TIME WIN-LOSS RECORD

Date	PF	PA	H/A/N	Result	Notes	Date	PF	PA	H/A/N	Result	Notes
<b>WLU (46-23)</b>						30-Sep-00	37	38	A	L	
67	21	30	H	L	EX	4-Nov-00	6	30	A	L	PO
29-Sep-71	13	3	A	W		13-Sep-02	20	17	A	W	
21-Oct-72	16	7	H	W		27-Sep-03	31	28	H	W	
11-Oct-72	27	38	A	L	YC	18-Sep-04	34	38	H	L	
20-Oct-73	0	22	A	L		8-Oct-05	17	32	H	L	
3-Nov-73	6	28	A	L		12-Nov-05	11	29	A	L	YC
12-Oct-74	24	22	A	W		23-Sep-06	18	32	A	L	
9-Nov-74	19	8	A	W	YC	5-Nov-06	15	20	A	L	PO
4-Oct-75	15	39	A	L		6-Sep-08	31	20	A	W	
2-Oct-76	37	31	H	W		1-Nov-08	36	28	H	W	PO
6-Oct-76	28	14	H	W	YC	12-Sep-09	30	7	H	W	
1-Oct-77	17	19	A	L		7-Nov-09	26	16	A	W	PO
5-Nov-77	22	17	H	W	YC	1-Sep-10	46	1	H	W	
7-Oct-78	15	9	A	W		24-Sep-11	34	28	A	W	
21-Oct-78	33	23	H	W		13-Oct-12	55	3	H	W	
4-Nov-78	14	19	H	L	YC	21-Sep-13	45	24	A	W	
15-Sep-79	19	28	H	L		9-Oct-14	61	20	H	W	
3-Nov-79	28	12	A	W	PO	1-Nov-14	25	10	H	W	PO
4-Oct-80	12	15	A	L							
8-Nov-80	51	28	H	W	YC	<b>Windsor (50-9-1)</b>					
17-Oct-81	32	9	H	W		1969	33	15	A	W	EX
7-Nov-81	53	11	H	W	PO	70	1	13	H	L	EX
25-Sep-82	23	0	A	W		9-Oct-71	50	7	H	W	
8-Oct-83	16	26	H	L		28-Oct-72	17	18	A	L	
6-Oct-84	18	7	A	W		4-Oct-72	23	8	A	W	PO
12-Oct-85	22	5	H	W		9-Sep-73	28	15	H	W	
16-Nov-85	19	16	H	W	YC	6-Oct-73	7	7	A	T	
4-Oct-86	19	10	A	W		28-Sep-74	30	16	A	W	
12-Sep-87	23	9	H	W		19-Oct-74	40	7	H	W	
25-Sep-88	27	14	A	W		14-Sep-75	17	34	H	L	
5-Nov-88	27	6	H	W	YC	20-Sep-75	6	19	A	L	
23-Sep-89	4	11	H	L		1-Nov-75	10	47	A	L	PO
4-Oct-90	22	9	A	W		9-Oct-76	9	25	A	L	
3-Nov-90	23	18	H	W	PO	30-Oct-76	20	13	A	W	PO
12-Oct-91	56	37	H	W		15-Oct-77	22	15	H	W	
9-Nov-91	12	13	H	L	YC	29-Oct-77	14	13	H	W	PO
19-Sep-92	24	32	H	L		16-Sep-78	28	21	H	W	
31-Oct-92	34	31	A	W	PO	23-Sep-78	27	34	A	L	
18-Sep-93	7	31	A	L		28-Oct-78	28	7	H	W	PO
1-Oct-94	24	22	A	W		6-Oct-79	28	3	A	W	
5-Nov-94	38	36	A	W	YC	13-Sep-80	15	4	H	W	
30-Sep-95	22	25	H	W		24-Oct-81	42	7	A	W	
11-Nov-95	10	9	A	W	YC	16-Oct-82	65	19	H	W	
7-Sep-96	25	17	H	W		2-Oct-83	29	22	A	W	
10-Oct-96	49	8	A	W		29-Sep-84	25	7	H	W	
13-Sep-97	40	17	H	W		5-Oct-85	46	10	A	W	
19-Sep-98	38	30	H	W		6-Sep-86	35	15	H	W	EX
2-Oct-99	38	6	H	W		11-Oct-86	51	1	A	W	

# ALL-TIME WIN-LOSS RECORD

Date	PF	PA	H/A/N	Result	Notes	Date	PF	PA	H/A/N	Result	Notes
10-Oct-87	36	7	H	W		14-Oct-89	52	1	H	W	
8-Oct-88	28	13	A	W		27-Oct-90	64	0	A	W	
7-Oct-89	30	4	H	W		14-Sep-91	52	28	H	W	
29-Sep-90	23	9	H	W		3-Oct-92	28	15	H	W	
5-Oct-91	53	7	A	W		2-Oct-93	49	15	A	W	
10-Oct-92	59	9	A	W		17-Sep-94	41	2	A	W	
9-Oct-93	51	17	H	W		16-Sep-95	43	20	H	W	
8-Oct-94	48	17	A	W		28-Oct-95	22	9	A	W	
7-Oct-95	38	9	H	W		28-Sep-96	28	13	H	W	
19-Oct-96	47	0	H	W		11-Oct-97	27	21	A	W	
6-Sep-97	29	10	A	W		10-Oct-98	10	8	A	W	
27-Sep-97	23	22	A	W		25-Sep-99	29	7	A	W	
31-Oct-98	48	10	H	W		23-Sep-00	44	10	H	W	
11-Sep-99	32	10	H	W		8-Sep-01	16	15	A	W	
9-Sep-00	18	15	A	W		7-Sep-02	16	11	H	W	
3-Sep-01	30	13	A	W		11-Oct-03	44	15	H	W	
2-Sep-02	52	5	H	W		30-Oct-04	54	18	H	W	PO
26-Oct-02	65	10	H	W	PO	1-Oct-05	62	10	H	W	
1-Sep-03	16	25	H	L		9-Sep-06	49	26	H	W	
25-Oct-03	18	21	H	L	PO	6-Oct-07	11	9	A	W	
25-Sep-04	46	14	A	W		20-Sep-08	71	0	A	W	
30-Sep-06	28	18	H	W		8-Oct-09	64	6	H	W	
28-Oct-06	20	16	A	W	PO	16-Oct-10	76	0	A	W	
29-Sep-07	49	0	H	W		1-Oct-11	48	23	H	W	
4-Oct-08	58	5	H	W		19-Oct-13	50	10	H	W	
19-Sep-09	60	7	A	W		6-Sep-14	61	0	A	W	
18-Sep-10	30	15	A	W							
5-Nov-11	33	27	H	W	PO						
22-Sep-12	46	23	H	W							
27-Oct-12	56	35	H	W							
5-Oct-13	51	23	A	W							
25-Oct-14	43	21	H	W							
<b>York (39-1)</b>											
29-Sep-72	24	0	A	W							
18-Oct-75	56	0	H	W							
18-Sep-76	54	6	A	W							
17-Sep-77	56	4	A	W							
8-Sep-79	16	9	H	NC							
20-Sep-80	23	30	A	L							
19-Sep-81	44	1	H	W							
11-Sep-82	27	24	A	W							
10-Sep-83	23	16	H	W							
27-Oct-84	35	27	A	W							
3-Nov-84	30	25	H	W	PO						
2-Nov-85	32	20	H	W							
27-Sep-86	18	4	H	W							
26-Sep-87	28	14	A	W							
15-Oct-88	49	0	H	W							

**Legend**  
EX = Exhibition Game  
PO = Playoff Game  
YC = Yates Cup Game  
VCSF = Vanier Cup Semi-Final Game  
VC = Vanier Cup Game

# SINGLE GAME STATISTICAL RECORDS

## RUSHING:

### Most Yards Single Game:

317 – Greg Marshall vs. Laurier, Nov. 7, 1981\*

### Most Rushes Single Game:

38 – Drew Soleyn vs. Queen's, Oct. 13, 2001

### Most TDs Rushing -1 Game:

5 – Blake Marshall vs. Toronto, Sept. 20, 1985

5 – Sean Reade vs. Acadia, Nov. 18, 1995 (Atlantic Bowl) \*

5 – Nathan Riva, Western vs Windsor Sept. 19, 2009

### Longest Rush:

105 – Rob Stewart vs. Toronto, Nov. 4, 1989 \*

## PASSING:

### Most Yards Single Game:

555 – Warren Goldie vs. Toronto, Oct. 29, 1994 (OUAA Semifinal) \*

550 - Michael Faulds vs. Toronto Oct. 24, 2009

### Most Attempts Single Game:

65 – Michael Faulds, Vanier Cup, vs Laval, Nov. 22, 2008\*

### Most Completions Single Game:

37 – Michael Faulds, Vanier Cup, vs Laval, Nov. 22, 2008\*

### Most TDs/Game:

7 – Chris Hessel vs. Windsor, Oct. 26, 2002 (OUA Quarterfinal)

### Longest Completion:

108 – Mike O'Brien (to Raymond Krumme) vs. McMaster, Sept. 12, 1998

## RECEIVING:

### Most Receptions Single Game:

11 - Sandy McGregor vs. Laurier, Nov. 4, 1994 (Yates Cup)\*

11 - Andy Fantuz vs. Ottawa, Oct 19, 2002

### Most Yards Single Game:

323 - Tom McConnell, Oct. 29, 1994 (OUAA Semifinal)\*

### Most TDs Single Game:

4 - Nigel Wilson vs. Guelph, Sept. 8, 1978

4 - Andy Fantuz vs. McMaster, Sep. 17, 2005

4 - Nick Pasic at York, Sept. 20, 2008

4 – Brian Marshall vs. Laurier, Oct. 13, 2012

4 – Matt Uren vs. Windsor, Oct. 27, 2012 (OUA Quarterfinal)\*

## Longest Reception:

108 - Raymond Krumme (from Mike O'Brien) vs. McMaster, Sept. 12, 1998

## PUNT AND KICK RETURNS:

### Longest Punt Return:

103 - Sean Reade vs. York, Oct. 3, 1992

### Longest Kickoff Return:

104 - Andrew Thibaudeau vs. McMaster, Nov. 6, 2010\*

104 - Brendan Lenko vs. Windsor, Sept. 29, 1984

104 - Rob Stewart vs. Waterloo, Sept. 13, 1986

## INTERCEPTIONS:

### Most Interceptions Single Game:

4 – John Lynch vs. Guelph Nov. 5, 1982\*

3 - John Lynch vs Guelph, Oct. 30, 1980

3 - Chris Marcus vs. York, Sept. 19, 1981

3 - Andre van Gastel vs. Bishop's, Nov. 12, 1994 \*

3 - Alan Wilson vs. McMaster, Sept. 12, 1998

3 - Andy Fantuz vs. Ottawa, Oct. 15, 2005

### Longest Interception Return:

111 - Mark Chortos vs. York, Sept. 23, 2000

## KICKING:

### Most Converts Single Game:

11 - Lirim Hajrullahu vs. Waterloo, Sept. 5, 2011

Best Punting Average/Season:

47.1 - Michael O'Brien, 1999

### Longest Punt:

76 - Darryl Wheeler vs. Ottawa, Sept. 6, 2010

### Most Field Goals Single Game:

6 - Lirim Hajrullahu vs. McMaster, Nov. 2, 2013\*/\*\*\*

6 - Lirim Hajrullahu vs. Queen's, Oct. 2, 2010

6 - Darryl Wheeler vs. Laurier, Nov. 1, 2008\*/\*\*

6 - Frank Jagas vs. Guelph, Sept. 11, 1993

### Longest Field Goal:

55 - Kevin Rydeard vs. York, Sept. 11, 1982

### Longest Kickoff:

90 - Kevin Rydeard vs. Toronto, Oct. 18, 1980

### Most Singles Single Game:

5 - Gord Slaughter vs. Laurier, Oct. 6, 1984

\* Indicates Playoff Game

\*\* CIS/OUA Record

\*\*\* As of Nov. 8, 2014

# CAREER STATISTICAL RECORDS

## Top 10 Career Scoring Leaders

No.	Name	Years	TD	FG	C	S	Total
1	Lirim Hajrullahu	2009-13	0	55	114	13	422
2	Frank Jagas	1990-94	0	70	143	39	392
3	Randy McAuley	2003-05	43	0	0	0	258
4	Andy Fantuz	2002-05	41	0	0	0	246
5	Rob Pikula	2001-04	0	39	96	29	242
6	Kevin Rydeard	1980-83	0	42	78	33	237
7	Derek Schiavone	2005-07	0	46	86	12	236
8	Sean Reade	1992-96	34	0	0	0	204
9	Tim Tindale	1990-93	34	0	0	0	204
10	Paul Ford	1975-79	0	33	92	8	199

## Top 10 Season Scoring Leaders

No.	Name	Year	TD	FG	C	S	Total
1	Lirim Hajrullahu	2013	0	19	34	7	130
2	Zack Medeiros	2014	0	20			113
3	Tim Tindale	1991	17	0	0	0	102
4	Derek Schiavone	2005	0	16	44	5	97
5	Lirim Hajrullahu	2010	0	20	32	3	95
6	Frank Jagas	1994	0	18	33	8	95
7	Frank Jagas	1993	0	20	24	8	92
8	Randy McAuley	2007	15	0	0	0	90
	Rob Pikula	2004	0	13	42	9	90
	Sean Reade	1995	15	0	0	0	90
	Jeff Crews	1985	0	20	22	8	90
	Fabian Rayne	1998	15	0	0	0	90
	Nathan Riva	2009	15	0	0	0	90
	Tyler Varga	2011	15	0	0	0	90

## Top Ten Career Rushing Leaders

No.	Name	Years	Carries	Yds	Avg	TD
1	Randy McAuley	2003-07	540	3,628	6.7	40
2	Sean Reade	1992-96	378	2,905	7.7	34
3	Drew Soleyn	1999-03	522	2,739	5.2	19
4	Scott Crawley	1996-99	373	2,567	6.9	16
5	Tim Tindale	1990-93	323	2,554	7.9	34
6	Garret Sanvido	2011-14	339	2,343	6.9	25
6	Fabian Rayne	1996-00	318	2,105	6.6	32
7	Blake Marshall	1984-86	259	1,961	7.6	20
8	Greg Marshall	1978-81	264	1,918	7.3	20
9	Chris Byrne	1982-84	277	1,891	6.8	18
10	Mike Laszlo	1995-99	314	1,880	6.0	20

## Top Five Career Punt Return Leaders

No.	Name	Year	No.	Yds	Avg
1	Craig Butler	2007-2010	134	1,376	10.29
1	Dave Sapunjis	1986-89	83	1,112	13.4
2	Jim Budge	1970-73	106	1,109	10.6
3	Michel Roy	1984-86	89	1,096	12.3
4	Chris Skopelianos	1970-74	68	1,068	15.7
5	Raymond Krumme	1996-98	103	867	8.4

# CAREER STATISTICAL RECORDS

## Top Five Season Punting Leaders

No.	Name	Year	No.	Yds	Avg	Long
1	Rob Pikula	2001	83	3,178	38.3	68
2	Michael O'Brien	1999	63	2,967	47.1	72
3	Derek Schiavone	2006	69	2,919	42.3	70
4	Derek Schiavone	2007	61	2,562	42.0	61
5	Darryl Wheeler	2008	62	2,551	41.2	63

## Top Ten Season Rushing Leaders

No.	Name	Year	Carries	Yds	Avg	TD
1	Tim Tindale	1991	130	1,208	9.3	16
2	Sean Reade	1997	147	1,062	7.2	14
3	Scott Crawley	1998	154	1,026	6.7	3
4	Randy McAuley	2007	178	1,017	5.7	13
5	Garret Sanvido	2012	155	1,001	6.5	13
6	Blake Marshall	1986	116	986	8.6	9
7	Chris Byrne	1982	124	982	7.9	13
8	Sean Reade	1994	122	921	7.5	10
9	Greg Marshall	1980	110	913	8.3	9
10	Tim Tindale	1993	103	902	8.7	10

## Top Ten Career Passing Leaders

No.	Name	Years	Atts	Comp	Pct	Yds	TD	Int
1	Michael Faulds	2004-09	1020	616	60.4	8,722	51	39
2	Chris Hessel	1998, 2001-04	862	502	58.2	8,637	62	32
3	Will Finch	2012-14	551	367	66.6	5,627	40	18
4	Michael O'Brien	1996-00	606	321	52.9	5,553	25	23
5	Jamie Bone	1975-78	522	326	59.1	5,503	39	27
6	Andy Rossit	1980-84	489	238	48.7	4,504	23	28
7	Steve Samways	1982-86	410	226	55.1	3,847	24	8
8	Donnie Marshall	2008-2012	461	246	53.4	3,811	19	16
9	Warren Goldie	1993-96	379	221	58.3	3,463	22	14
10	John Jurus	1984-88	258	125	48.4	2,407	16	9

## Top Ten Season Passing Leaders

No.	Name	Year	Att	Comp	Pct	Yards	TD	Int
1	Will Finch	2013	274	191	69.7	3,047	21	6
2	Michael Faulds	2009	309	201	65.0	3,033	15	9
3	Chris Hessel	2002	255	158	62.0	2,806	21	8
4	Michael Faulds	2008	277	176	63.5	2,596	19	8
5	Chris Hessel	2004	205	131	63.9	2,378	17	4
6	Chris Hessel	2003	243	137	56.3	2,333	20	7
7	Michael Faulds	2007	289	172	59.5	2,292	7	15
8	Michael O'Brien	2000	242	129	53.3	2,041	10	7
9	Will Finch	2014	188	127	66.6	1,762	14	7
10	Steve Samways	1985	179	99	55.0	1,740	7	2

# CAREER STATISTICAL RECORDS

## Top Ten Career Receiving Leaders

No.	Name	Years	Rec	Yds	Avg	TD
1	Andy Fantuz	2002-05	189	4,123	21.8	41
2	Brian Marshall	2010-14	139	2,607	18.8	22
2	Tyrone Williams	1988-91	102	2,078	20.4	9
3	Jesse Bellamy	2005-09	112	1,989	17.8	14
5	Stewart Beak	1992-96	96	1,668	17.5	14
6	Nick Trevail	2008-10	101	1,596	15.8	4
7	Zach Bull	2007-11	93	1,419	15.3	7
8	Greg Ross	2001-05	76	1,389	18.2	7
9	James Prescott	1997-01	69	1,346	19.5	4
10	Christian Heffernan	2000-04	63	1,318	20.9	10

## Top Ten Season Receiving Leaders

No.	Name	Year	Rec	Yds	Avg	TD
1	Andy Fantuz	2002	57	1,300	22.8	12
2	Andy Fantuz	2004	49	1,093	22.3	9
3	George Johnson	2013	60	982	16.4	5
4	Andy Fantuz	2003	39	905	23.2	8
5	Andy Fantuz	2005	44	825	18.8	12
6	Brian Marshall	2012	40	765	19.1	6
7	Brian Marshall	2013	34	753	22.1	9
8	Dan Disley	1998	30	695	23.2	4
9	Jesse Bellamy	2008	39	686	17.6	6
10	James Prescott	2000	33	654	19.8	3

## Top Five Career Kick Return Leaders

No.	Name	Years	No.	Yds	Avg
1	Andrew Thibaudeau	2010-13	46	1,000	21.7
2	Randy McAuley	2003-07	39	762	19.1
3	Rob Campbell	1960-66	18	688	38.2
4	Sean Reade	1992-96	29	627	21.6
5	Rob Stewart	1985-89	26	588	22.6

## Top Five Career Interception Leaders

No.	Name	Year	No.	TD
1	Matt Carapella	2004-08	21	0
2	Pat Gallo	1988-92	18	1
3	Marius Locke	1983-87	11	0
4	David Ploughman	1979-83	10	0
5	Todd MacKay	1994-96	10	3

## Top Ten Season Interception Leaders

No.	Name	Year	No.	TD
1	Paul Josephs	1987	7	0
2	Chris Ullerick	2003	6	0
2	David Clarke	1971	6	0
2	David Ploughman	1982	6	0
2	Pat Gallo	1989	6	0
6	Craig Butler	2010	5	1
6	Bob LaRose	1969	5	0
6	Pat Gallo	1991	5	1
6	Todd MacKay	1996	5	1
6	Adam McLeod	1998	5	0
6	Allan Wilson	1998	5	0
6	Matt Carapella	2005	5	0

\*as of Nov. 8, 2014

# HEC CRIGHTON AWARD

Since its inception in 1967, five Western Mustangs have been named the Hec Crighton winner, an award handed out annually to the top university football player in the country.

Quarterback Jamie Bone won the Hec Crighton following his senior year, 1978, in which he finished at Western as the all-time passing yards leader. (A record since surpassed by Chris Hessel, Michael O'Brien, Michael Faulds, and Will Finch) Previously, he led the Mustangs to back-to-back Vanier Cups in 1976 and 1977. A draft pick of the Winnipeg Blue Bombers, he later earned a tryout with the Dallas Cowboys. In 1989, he started a successful career with TSN as an analyst.

In 1980, Greg Marshall grabbed the prize after rushing, at the time, the most yards in a season by a Mustang running back. Leaving Western as the all-time career rushing yards leader, Marshall was a member of two Yates Cup championship teams and went on to have an exceptional career with


the Edmonton Eskimos, winning the Grey Cup in 1982. As head coach of the McMaster Marauders, Marshall led the team to four straight Yates Cup championships (2000-03) and in 2004 he was named head coach of the Hamilton Tiger-Cats.

Blake Marshall won the Hec Crighton in 1986 after he ran for 986 yards on 116 carries in leading Western to a win at the Atlantic Bowl. His yardage for a season, and a career, broke the records previously set by his brother, Greg. A first round draft pick of the Edmonton Eskimos in 1987, he followed with an illustrious run with the team, winning Grey Cups in 1987 and 1993 and being named a four-time CFL All-Canadian (1989-1992).

Tim Tindale, a running back for Western from 1990 to 1993, played for the Buffalo Bills from 1995 to 1997. Tindale is the only Mustang to be named the Hec Crighton winner, as the top university football player in the country, twice (1991 and 1993). Tindale retired as the Western's all-time leading career rushing yards leader, passing both Marshalls along the way. (A record since surpassed by Sean Reade and Scott Crawley.)

Andy Fantuz, the all-time Mustang and CIS receiving leader with 4,123 yards and 41 touchdowns played at Western from 2002 - 2005 winning the Hec Crighton in 2005.

Michael Faulds was one of the Hec Crighton nominees in 2009 and was also nominated for the BLG Male Athlete of the Year Award, while current Mustang quarterback Will Finch nabbed the OUA Hec Crighton nomination in 2013 after breaking Faulds record for passing yards in a season, setting a new OUA mark with 3,057, and leading the Mustangs to an undefeated 8-0 regular season campaign and their 30th Yates Cup in program history.



# ALL-TIME AWARD WINNERS

## CIS Outstanding Player (Hec Crighton Trophy)

2005	Andy Fantuz	Wide Receiver
1993	Tim Tindale	Running Back
1991	Tim Tindale	Running Back
1986	Blake Marshall	Running Back
1980	Greg Marshall	Running Back
1978	Jamie Bone	Quarterback

## CIS Outstanding Defensive Player (President's Trophy)

1996	Derek Krete	Linebacker
1987	Brent Lewis	Linebacker

## CIS Outstanding Lineman (J.P. Metras Trophy)

1987	Pierre Vercheval	Offensive Centre
------	------------------	------------------

## CIS Rookie of the Year (Peter Gorman Trophy)

2011	Tyler Varga	Running Back
2002	Andy Fantuz	Wide Receiver
1992	Sean Reade	Running Back

## CIS Coach of the Year (Frank Tindall Trophy)

1998	Larry Haylor
1990	Larry Haylor
1976	Darwin Semotiuk

## CIS Outstanding Career Service by a Volunteer Assistant Coach (Gino Fracas Award)

2006	Nigel Wilson
1991	Clarke Samways

## Vanier Cup MVP (Ted Morris Memorial Trophy)

1989	Tyrone Williams	Wide Receiver
1977	Bill Rozalowsky	Running Back
1976	Bill Rozalowsky	Running Back
1974	Ian Bryans	Linebacker

## Vanier Cup Offensive Player of the Game (Bruce Coulter Award)

1989	Rob Stewart	Running Back
1989	Chris Gaffney	Quarterback

## Vanier Cup Defensive Player of the Game (Bruce Coulter Award)

1994	Xavier LaFont	Defensive Back
1989	Darryl Forde	Defensive Back
1986	Brent Lewis	Linebacker

## Mitchell Bowl MVP (Maury L. Van Vliet Trophy)

2008	Craig Butler	Defensive Back
1994	Andre van Gastel	Defensive Back
1982	Dave McCann	Wide Receiver
1981	Greg Marshall	Running Back
1979	Paul Ford	Quarterback
1977	John Priestner	Linebacker
1976	Duncan MacKinlay	Linebacker

## Uteck/Atlantic Bowl MVP (Don Loney Trophy)

1995	Sean Reade	Running Back
1989	Duane Forde	Running Back
1986	Blake Marshall	Running Back
1985	Blake Marshall	Running Back

## OUA Most Valuable Player\*

2013	Will Finch	Quarterback
2009	Michael Faulds	Quarterback
1995	Sean Reade	Running Back
1993	Tim Tindale	Running Back
1991	Tim Tindale	Running Back
1986	Blake Marshall	Running Back
1985	Steve Samways	Quarterback
1982	Chris Byrne	Running Back
1980	Greg Marshall	Running Back
1978	Jamie Bone	Quarterback
1969	William Mitchell	Running Back

\* Omega Trophy from 1957-99

## OUA Lineman of the Year (J.P. Metras Trophy)

1998	Paul Blenkhorn	Offensive Line
1997	Roger Dunbrack	Defensive Lineman
1996	Derek Parkes	Defensive Lineman
1989	Rob Godley	Offensive Guard
1983	Sean McKeown	Defensive Tackle
1980	David Pearson	Defensive Tackle
1979	Ian Ward	Defensive Tackle

## OUA Rookie of the Year (Norm Marshall Trophy)

2012	Yannick Harou	Running Back
2011	Tyler Varga	Running Back
2003	Chris Ullerick	Defensive Back
2002	Andy Fantuz	Wide Receiver
1992	Sean Reade	Running Back

## OUA Defensive Player of the Year (President's Trophy)

2013	Pawel Kruba	Linebacker
2009	John Surla	Linebacker
1996	Derek Krete	Linebacker
1995	Patrice Denis	Linebacker
1987	Brent Lewis	Linebacker
1986	Matt Janes	Linebacker

## OUA Coach of the Year

2013	Greg Marshall
2010	Greg Marshall
1998	Larry Haylor
1994	Larry Haylor
1993	Larry Haylor
1991	Larry Haylor
1990	Larry Haylor
1988	Larry Haylor
1986	Larry Haylor
1981	Darwin Semotiuk

# ALL-TIME AWARD WINNERS

## Dalt White Trophy

### (Most Outstanding Player of the Yates Cup)

2013	Matt Uren	Receiver	1990	John Le Clair	Quarterback
2010	Jerimy Hipperson	Running Back	1989	Rob Stewart	Running Back
2008	Michael Faulds	Quarterback	1988	Ray Macoritti	Punter/Kicker
2007	Michael Faulds	Quarterback	1986	Rick Wolkensperg	Wide Receiver
1998	Michael O'Brien	Quarterback	1985	Steve Samways	Quarterback
1995	Sean Reade	Running Back	1982	Andy Rossit	Quarterback
1994	Sean Reade	Running Back	1981	Ryan Potter	Running Back
			1980	Greg Marshall	Running Back
			1979	Ryan Potter	Running Back

# ALL-TIME ALL-CANADIANS

Eddie Meredith - 2014 1st Team Offense (T)	Derek Schiavone - 2006 1st Team Special Team (P)	Tim Hughes - 1994 2nd Team Defence (S)
Sean Jamieson - 2014 1st Team Offense (G)	Andy Fantuz - 2005 1st Team Offense (WR)	Tim Tindale - 1993 1st Team Offence (RB)
Daryl Waud - 2014 1st Team Defence (DT)	Andy Fantuz - 2004 1st Team Offense (WR)	P.J. Gleason - 1993 2nd Team Offence (G)
Ricky Osei-Kusi - 2014 2nd Team Defence (DE)	Rob Pikula - 2004 1st Team Specials Team (K)	Joe Leckie - 1992 1st Team Offence (C)
Josh Woodman - 2014 Second Team Offense (CB)	Geoff St. Denis - 2004 2nd Team Offence (G)	Nigel Levy - 1992 2nd Team Offence (WR)
Beau Landry - 2013 1st Team Defense (SAM LB)	Rob Pikula - 2004 2nd Team Specials Team (P)	Mike Clawson - 1992 2nd Team Offence (IR)
Pawel Kruba - 2013 1st Team Defense (LB)	Andy Fantuz - 2003 2nd Team Offence (WR)	Tim Tindale - 1991 1st Team Offence (FB)
Dylan Ainsworth - 2013 2nd Team Defense (DE)	Andy Fantuz - 2002 1st Team Offence (WR)	Tyrone Williams - 1991 1st Team Offence (WR)
Darryl Waud - 2013 2nd Team Defense (DT)	Michael O'Brien - 2000 1st Team Special Team (P)	Pat Gallo - 1991 2nd Team Defence (CB)
Lirim Hajrullahu - 2013 2nd Team Offense (K)	Michael O'Brien - 2000 2nd Team Special Team (K)	John LeClair - 1991 2nd Team Offence (QB)
George Johnson - 2013 1st Team Offense (WR)	Michael O'Brien - 1999 1st Team Special Team (P)	Mike Clawson - 1991 2nd Team Offence (IR)
Brian Marshall - 2013 1st Team Offense (IR)	Justin Anania - 1999 2nd Team Defence (LB)	Joe Leckie - 1991 2nd Team Offence (C)
Will Finch - 2012 2nd Team Offense (QB)	Paul Blenkhorn - 1999 2nd Team Offence (T)	Mike Lindley - 1990 1st Team Defence (DL)
Garret Sanvido - 2012 1st Team Offense (RB)	Michael Chuk - 1999 2nd Team Offence (G)	Tyrone Williams - 1990 1st Team Offence (WR)
Daryl Waud - 2012 1st Team Defence (DT)	Dan Disley - 1998 1st Team Offence (WR)	Mike Clawson - 1990 1st Team Offence (IR)
Brendan Dunn - 2011 1st Team Offense (OT)	Paul Blenkhorn - 1998 1st Team Offence (T)	Steve Krupey - 1990 1st Team Offence (G)
Matt Norman - 2011 1st Team Offense (G)	Michael O'Brien - 1998 2nd Team Special Team (P)	Mike Koladich - 1990 2nd Team Defence (LB)
Beau Landry - 2011 1st Team Defence (HB)	Roger Dunbrack - 1997 1st Team Defence (DE)	Pat Gallo - 1990 2nd Team Defence (DB)
Darryl Wheeler - 2011 2nd Team Special Teams (P)	Paul Blenkhorn - 1997 1st Team Offence (T)	Scott Douglas - 1990 2nd Team Offence (T)
Matt Norman - 2010 1st Team Offense (G)	Derek Krete - 1997 2nd Team Defence (LB)	Tibor Ribic - 1989 1st Team Offence (TE)
Craig Butley - 2010 1st Team Defence (HB)	Todd MacKay - 1997 2nd Team Defence (DB)	Rob Godley - 1989 1st Team Offence (G)
Jerimy Hipperson - 2010 2nd Team Offense (RB)	Roger Dunbrack - 1996 1st Team Defence (DE)	Mike LaFontaine - 1989 2nd Team Defence (LB)
Alexander Robinson - 2010 2nd Team Defence (DE)	Derek Parkes - 1996 1st Team Defence (T)	Pat Gallo - 1989 2nd Team Defence (DB)
John Surla - 2010 2nd Team Defence (LB)	Derek Krete - 1996 1st Team Defence (LB)	David Sapunjis - 1989 2nd Team Offence (IR)
Darryl Wheeler - 2010 2nd Team Special Teams (P)	Todd MacKay - 1996 1st Team Defence (DB)	Brent Lewis - 1987 1st Team Defence (LB)
John Surla - 2009 1st Team Defence (LB)	Patrice Denis - 1996 2nd Team Defence (LB)	Paul Josephs - 1987 1st Team Defence (DB)
Michael Faulds - 2009 2nd Team Offense (QB)	Patrice Denis - 1995 1st Team Defence (LB)	Pierre Vercheval - 1987 1st Team Offence (C)
Nathan Riva - 2009 2nd Team Offense (RB)	Sean Reade - 1995 1st Team Offence (RB)	Paul Balabuck - 1987 2nd Team Defence (DL)
Matt Norman - 2009 2nd Team Offense (G)	Stewar Beak - 1995 1st Team Offence (IR)	Steve Huggins - 1987 2nd Team Defence (DB)
John Surla - 2008 2nd Team Defence (LB)	Derek Krete - 1994 1st Team Defence (LB)	Paul Gedies - 1986 1st Team Defence (DL)
Corey McNair - 2008 2nd Team Defence (DB)	Sean Reade - 1994 1st Team Offence (RB)	Matt Janes - 1986 1st Team Defence (LB)
Matther Carapella - 2008 2nd Team Defence (FS)	Stewar Beak - 1994 1st Team Offence (IR)	Blake Marshall - 1986 1st Team Offence (RB)
Derek Schiavone - 2007 1st Team Special Team (K)	P.J. Gleason - 1994 1st Team Offence (G)	Pierre Vercheval - 1986 1st Team Offence (C)
Corey McNair - 2006 1st Team Defence (DB)	David Burnie - 1994 2nd Team Defence (T)	Michael Roy - 1986 2nd Team Defence (DB)
Derek Schiavone - 2006 1st Team Special Team (K)	Mark Lawson - 1994 2nd Team Defence (DB)	Steve Samways - 1986 2nd Team Offence (QB)

# ALL-TIME ALL-CANADIANS

Steve Samways - 1985 Offence (QB)  
Irv Daymond - 1985 Offence (T)  
Sean McKeown - 1983 Defence (DL)  
Jim Kardash - 1983 Offence (TE)  
Dave Ploughman - 1982 Defence (DB)  
Chris Byrne - 1982 Offence (RB)  
Kevin Ford - 1981 Defence (LB)  
Greg Marshall - 1981 Offence (RB)  
Jeff Arp - 1981 Offence (G)  
Dave Pearson - 1980 Defence (T)  
Greg Marshall - 1980 Offence (RB)  
Bill Howard - 1980 Offence (C)

Ian Ward - 1979 Defence (DL)  
Jeff Arp - 1979 Offence (G)  
Bill Howard - 1979 Offence (C)  
John Priestner - 1978 Defence (LB)  
Jamie Bone - 1978 Offence (QB)  
Claude Riopelle - 1977 Defence (DE)  
Duncan MacKinlay - 1977 Defence (LB)  
John Priestner - 1977 Defence (LB)  
Craig Labbett - 1977 Offence (TE)  
Claude Riopelle - 1976 Defence (DE)  
Rick Scarborough - 1976 Offence (RB)  
Craig Labbett - 1976 Offence (TE)

Gary Mueller - 1975 Defence (LB)  
Phil Monckton - 1974 Defence (DE)  
Bill Robinson - 1974 Offence (QB)  
Brian Murray - 1973 Defence (T)  
Perry Arnold - 1973 Defence (DB)  
Dan Dulmage - 1972 Defence (DE)  
Dan Dulmage - 1971 Defence (DE)  
George Hill - 1971 Defence (LB)  
Bruce MacRae - 1971 Offence (RB)  
Larry Bird - 1969 Offence (T)  
George Chris - 1964 Defence (LB)

# ALL-TIME ALL-STARS

2014 First Team - Yannick Harou (RB)  
2014 First Team - Sean Jamieson (G)  
2014 First Team - Eddie Meredith (T)  
2014 First Team - Daryl Waud (DT)  
2014 First Team - Ricky Osei-Kusi (DE)  
2014 First Team - Preston Huggins (LB)  
2014 First Team - Josh Woodman (CB)  
2014 Secon Team - Will Finch (QB)  
2014 Secon Team - Matt Van Praet (C)  
2014 Secon Team - Zach Medeiros (P)  
2014 Secon Team - Phil N'Djore (SAM LB)  
2014 Secon Team - Calvin Johnson (DHB)  
2014 Second Team - Alex Maj (RUSH COV)  
2013 2nd Team - Simon Bahru (CB)  
2013 2nd Team - Ricky Odei-Kusi (DE)  
2013 2nd Team - Eddie Meredith (OT)  
2013 2nd Team - Joe Circelli (G)  
2013 1st Team - Beau Landry (SAM LB)  
2013 1st Team - Pawel Kruba (LB)  
2013 1st Team - Dylan Ainsworth (DE)  
2013 1st Team - Daryl Waud (DT)  
2013 1st Team - Lirim Hajrullahu (K)  
2013 1st Team - Lirim Hajrullahu (P)  
2013 1st Team - George Johnson (WR)  
2013 1st Team - Brain Marshall (IR)  
2013 1st Team - Kadeem Adams (OT)  
2013 1st Team - Matthew Van Praet (C)  
2013 1st Team - Will Finch (QB)  
2012 1st Team - Joshua Burley (OT)  
2012 1st Team - Garret Sanvido (RB)  
2012 1st Team - Lirim Hajrullahu (P)  
2012 1st Team - Darryl Waud (DT)  
2012 1st Team - Harold Mutobola (HB)  
2012 2nd Team - Greg Wilson (Centre)

2012 2nd Team - Eric Armitage (G)  
2012 2nd Team - Mike Van Praet (G)  
2012 2nd Team - Brian Marshall (IR)  
2012 2nd Team - Dylan Ainsworth (DE)  
2012 2nd Team - Pawel Kruba (LB)  
2012 2nd Team - Jamie Symianick (CB)  
2012 2nd Team - Mike Spence (FS)  
2011 1st Team - Matt Norman (G)  
2011 1st Team - Brendan Dunn (OT)  
2011 1st Team - Tyler Varga (RB)  
2011 1st Team - Darryl Wheeler (P)  
2011 1st Team - David Lee (DE)  
2011 1st Team - Beau Landry (HB)  
2011 2nd Team - Nathan Riva (RB)  
2011 2nd Team - Mike Van Praet (DT)  
2010 1st Team - Matt Norman (G)  
2010 1st Team - Josh Buttrill (OT)  
2010 1st Team - Jerimy Hipperson (RB)  
2010 1st Team - Darryl Wheeler (P)  
2010 1st Team - Mike Van Praet (DT)  
2010 1st Team - Zander Robinson (DE)  
2010 1st Team - John Surla (LB)  
2010 1st Team - Craig Butler (DHB)  
2010 1st Team - Craig Butler (RC)  
2010 2nd Team - Craig Butler (KR)  
2010 2nd Team - Jason Kosec (SAM LB)  
2010 2nd Team - Jamie Symianick (CB)  
2009 1st Team - Michael Faulds (QB)  
2009 1st Team - Matt Norman (G)  
2009 1st Team - Nick Trevail (WR)  
2009 1st Team - Nathan Riva (RB)  
2009 1st Team - John Surla (LB)  
2009 2nd Team - Josh Buttrill (T)  
2009 2nd Team - Nick Pasic (IR)

2009 2nd Team - Chris Greaves (DT)  
2009 2nd Team - Conor Elliott (SAM LB)  
2009 2nd Team - Craig Butler (FS)  
2008 1st Team - Jesse Bellamy (IR)  
2008 1st Team - Vaughn Martin (DT)  
2008 1st Team - John Surla (LB)  
2008 1st Team - Corey McNair (DHB)  
2008 1st Team - Matt Carapella (S)  
2008 2nd Team - Michael Faulds (QB)  
2008 2nd Team - Ahmad Jaradat (C)  
2008 2nd Team - Andy Rady (OG)  
2008 2nd Team - Richard Zulys (OT)  
2008 2nd Team - Mike Van Praet (DT)  
2008 2nd Team - Josh Foster (CB)  
2007 1st Team - Derek Schiavone (P)  
2007 1st Team - Cory McNair (DHB)  
2007 2nd Team - Randy McAuley (RB)  
2007 2nd Team - Vaughn Martin (DE)  
2007 2nd Team - Tom Dolezel (DT)  
2007 2nd Team - Nick Kordic (LB)  
2006 1st Team - Derek Schiavone (P)  
2006 1st Team - Derek Schiavone (PK)  
2006 1st Team - Cory McNair (DHB)  
2006 2nd Team - Jeff Burke (OG)  
2006 2nd Team - Matt Carapella (S)  
2006 2nd Team - Corey Watson (KR)  
2005 1st Team - Andy Fantuz (WR)  
2005 1st Team - Derek Schiavone (P)  
2005 2nd Team - Randy McAuley (RB)  
2005 2nd Team - Andreas Antoniou (OG)  
2005 2nd Team - Scott Nason (OT)  
2005 2nd Team - Bryan Jones (DT)  
2005 2nd Team - Justin Anania (LB)  
2005 2nd Team - Derek Schiavone (PK)

# ALL-TIME ALL-STARS

- 2004 1st Team - Andy Fantuz (WR)  
2004 1st Team - Geoff St. Denis (OG)  
2004 1st Team - Rob Pikula (PK)  
2004 1st Team - Rob Pikula (P)  
2004 2nd Team - Chris Hessel (QB)  
2004 2nd Team - Randy McAuley (RB)  
2004 2nd Team - Andreas Antoniou (OT)  
2003 1st Team - Andy Fantuz (WR)  
2003 1st Team - Geoff St. Denis (OG)  
2003 2nd Team - Chris Hessel (QB)  
2003 2nd Team - Jeff Keeping (IR)  
2003 2nd Team - Rob Pikula (P)  
2002 1st Team - Drew Soleyn (RB)  
2002 1st Team - Andy Fantuz (WR)  
2002 1st Team - Geoff St. Denis (OG)  
2002 2nd Team - Chris Hessel (QB)  
2002 2nd Team - Christian Heffernan (IR)  
2002 2nd Team - John Hammoud (LB)  
2001 1st Team - Michael Chuk (OG)  
2001 2nd Team - Drew Soleyn (RB)  
2001 2nd Team - David Zake (C)  
2001 2nd Team - Darryl Fabiani (LB)  
2001 2nd Team - Shawn Amlin (CB)  
2001 2nd Team - Alexi Sanschagrín (S)  
2000 1st Team - Mike O'Brien (PK)  
2000 1st Team - Mike O'Brien (P)  
2000 2nd Team - Mike O'Brien (QB)  
2000 2nd Team - Fabian Rayne (RB)  
2000 2nd Team - James Prescott (WR)  
2000 2nd Team - Michael Chuk (OG)  
2000 2nd Team - Andy Dobaczewski (DT)  
2000 2nd Team - Alexi Sanschagrín (S)  
1999 1st Team - Mike Chuk (OG)  
1999 1st Team - Tim Bakker (C)  
1999 1st Team - Paul Blenkhorn (OT)  
1999 1st Team - Andy Dobaczewski (DT)  
1999 1st Team - Justin Anania (LB)  
1999 1st Team - Mike O'Brien (P)  
1999 2nd Team - Scott Crawley (RB)  
1999 2nd Team - Jamie Ewart (CB)  
1998 1st Team - Dan Disley (WR)  
1998 1st Team - Paul Blenkhorn (OT)  
1998 1st Team - Mike O'Brien (P)  
1998 2nd Team - Scott Crawley (RB)  
1998 2nd Team - Fabian Rayne (RB)  
1998 2nd Team - Raymond Krumme (IR)  
1998 2nd Team - Mike Chuk (OG)  
1998 2nd Team - Justin Anania (LB)  
1998 2nd Team - Allan Wilson (CB)  
1997 1st Team - Paul Blenkhorn (OT)  
1997 1st Team - Roger Dunbrack (DE)  
1997 1st Team - Derek Krete (LB)  
1997 1st Team - Todd Mackay (DHB)  
1997 2nd Team - Mike Laszlo (RB)  
1997 2nd Team - Ryan Hazzard (WR)  
1997 2nd Team - Mike Abou-Merchek (OT)  
1997 2nd Team - Jeff Janiuk (DT)  
1997 2nd Team - Al Wilson (CB)  
1997 2nd Team - Jeff Heslop (DHB)  
1997 2nd Team - Ryan Lyons (S)  
1997 2nd Team - Michael O'Brien (P)  
1996 1st Team - Jordan Haylor (QB)  
1996 1st Team - Roger Dunbrack (DE)  
1996 1st Team - Derek Parkes (DT)  
1996 1st Team - Derek Krete (LB)  
1996 1st Team - Patrice Denis (LB)  
1996 1st Team - Xavier Lafont (CB)  
1996 1st Team - Todd Mackay (DHB)  
1996 2nd Team - Mike Laszlo (RB)  
1996 2nd Team - Ryan Hazzard (WR)  
1996 2nd Team - Dennis Shaw (C)  
1996 2nd Team - Doug Scarlett (OG)  
1996 2nd Team - Sonny Pirrotta (OG)  
1996 2nd Team - Mike Abou-Merchek (OT)  
1996 2nd Team - Anthony Lane (CB)  
1996 2nd Team - Raymond Krumme (KR)  
1995 1st Team - Sean Reade (RB)  
1995 1st Team - Stewart Beak (IR)  
1995 1st Team - Patrice Denis (LB)  
1995 2nd Team - Warren Goldie (QB)  
1995 2nd Team - Tom McConnell (WR)  
1995 2nd Team - Doug Scarlett (OG)  
1995 2nd Team - David Burnie (DE)  
1995 2nd Team - Derek Parkes (DT)  
1995 2nd Team - Anthony Lane (CB)  
1995 2nd Team - Tim Hughes (S)  
1995 2nd Team - Gerrick MacBride (PK)  
1994 1st Team - Sean Reade (RB)  
1994 1st Team - Stewart Beak (IR)  
1994 1st Team - Dennis Shaw (C)  
1994 1st Team - P.J. Gleason (OG)  
1994 1st Team - Jude St. John (OT)  
1994 1st Team - David Burnie (DT)  
1994 1st Team - Toby McHale (DT)  
1994 1st Team - Derek Krete (LB)  
1994 1st Team - Patrice Denis (LB)  
1994 1st Team - Mark Lawson (DHB)  
1994 1st Team - Tim Hughes (S)  
1994 1st Team - Frank Jagas (P)  
1994 1st Team - Frank Jagas (PK)  
1994 2nd Team - Warren Goldie (QB)  
1994 2nd Team - Xavier Lafont (CB)  
1993 1st Team - Tim Tindale (RB)  
1993 1st Team - P.J. Gleason (OG)  
1993 1st Team - Frank Jagas (PK)  
1993 2nd Team - Sean Reade (RB)  
1993 2nd Team - Stewart Beak (IR)  
1993 2nd Team - Brian Taggart (OT)  
1993 2nd Team - Toby McHale (DT)  
1993 2nd Team - Patrice Denis (LB)  
1993 2nd Team - Mark Lawson (DHB)  
1993 2nd Team - Frank Jagas (P)  
1992 1st Team - Nigel Levy (WR)  
1992 1st Team - Mike Clarkson (IR)  
1992 1st Team - Joe Leckie (C)  
1992 1st Team - Joe Goodwin (S)  
1992 1st Team - Frank Jagas (P)  
1992 1st Team - Frank Jagas (PK)  
1992 2nd Team - Sean Reade (RB)  
1992 2nd Team - Rajko Radojčić (OT)  
1992 2nd Team - Pat Gallo (CB)  
1992 2nd Team - Chris Bean (DHB)  
1991 1st Team - John LeClair (QB)  
1991 1st Team - Tim Tindale (RB)  
1991 1st Team - Tyrone Williams (WR)  
1991 1st Team - Mike Clarkson (IR)  
1991 1st Team - Joe Leckie (C)  
1991 1st Team - Pat Mahon (OG)  
1991 1st Team - Chris Walker (DL)  
1991 1st Team - Mike Koladich (LB)  
1991 1st Team - Pat Gallo (CB)  
1991 1st Team - Joe Goodwin (S)  
1991 1st Team - Frank Jagas (P)  
1991 2nd Team - Ken Bailey (IR)  
1991 2nd Team - Sandy Annunziata (OG)  
1991 2nd Team - Brad Lama (OT)  
1991 2nd Team - Rich Leslie (DL)  
1991 2nd Team - Frank Jagas (PK)  
1990 1st Team - Mike Clawson (SB)  
1990 1st Team - Tyrone Williams (WR)  
1990 1st Team - Joe Leckie (C)  
1990 1st Team - Gerald Hlady (OG)  
1990 1st Team - Steve Krupey (OG)  
1990 1st Team - Scott Douglas (OT)  
1990 1st Team - Mike Lindley (DL)  
1990 1st Team - Mike Koladich (LB)  
1990 1st Team - Pat Gallo (DHB)  
1990 1st Team - Darryl Forde (DHB)  
1990 1st Team - Frank Jagas (PK)  
1990 2nd Team - Duane Forde (RB)  
1990 2nd Team - Don Douglas (TE)  
1990 2nd Team - Nenad Radulovich (OT)  
1990 2nd Team - Chris Walker (DL)  
1990 2nd Team - Richard Burley (LB)  
1989 1st Team - Tibor Ribi (TE)  
1989 1st Team - Dave Sapunjis (SB)  
1989 1st Team - Tyrone Williams (WR)  
1989 1st Team - Rod Godley (OG)  
1989 1st Team - Dan Lane (DL)

# ALL-TIME ALL-STARS

- 1989 1st Team - Mike Lafontaine (LB)  
1989 1st Team - Pat Gallo (DHB)  
1989 2nd Team - Chris Gaffney (QB)  
1989 2nd Team - Duane Forde (RB)  
1989 2nd Team - Mike Dumaresq (C)  
1989 2nd Team - Nenad Radulovich (OT)  
1989 2nd Team - Rich Leslie (DL)  
1989 2nd Team - Gary Clements (LB)  
1989 2nd Team - Darryl Forde (DHB)  
1989 2nd Team - Steve McCann (PK)  
1988 1st Team - Rod Godley (OG)  
1988 1st Team - Dave Shoebottom (DL)  
1988 1st Team - Steve Huggins (DHB)  
1988 1st Team - Ray Macoritti (P)  
1988 1st Team - Ray Macoritti (PK)  
1988 2nd Team - Rob Stewart (RB)  
1988 2nd Team - Tyrone Williams (WR)  
1988 2nd Team - Andy White (OT)  
1988 2nd Team - Scott Bere (DL)  
1988 2nd Team - Gary Clements (LB)  
1988 2nd Team - Mike Koladich (LB)  
1987 1st Team - Rob Stewart (RB)  
1987 1st Team - Dave Sapunijis (WR)  
1987 1st Team - Pierre Vercheval (C)  
1987 1st Team - Bill Traynor (OG)  
1987 1st Team - Paul Balabuck (DL)  
1987 1st Team - Brent Lewis (LB)  
1987 1st Team - Mike Lafontaine (LB)  
1987 1st Team - Steve Huggins (DHB)  
1987 1st Team - Paul Josephs (DHB)  
1987 1st Team - Ray Macoritti (P)  
1987 2nd Team - John Wright (RB)  
1987 2nd Team - Bruce Tharby (OT)  
1987 2nd Team - Scott Bere (DL)  
1987 2nd Team - Marius Locke (DHB)  
1985 1st Team - Steve Samways (QB)  
1985 1st Team - Blake Marshall (RB)  
1985 1st Team - Tim Spriel (IR)  
1985 1st Team - Rick Wolkensperg (WR)  
1985 1st Team - Bill Lindsay (OG)  
1985 1st Team - Irv Daymond (OT)  
1985 1st Team - Paul Gedies (DL)  
1985 1st Team - Matt Janes (LB)  
1985 1st Team - Michel Roy (DHB)  
1985 2nd Team - Jamie Taras (OG)  
1985 2nd Team - Marius Locke (DHB)  
1985 2nd Team - John McVeigh (DHB)  
1984 1st Team - Steve Malizia (RB)  
1984 1st Team - Jim Kardash (IR)  
1984 1st Team - Bill Lindsay (OG)  
1984 1st Team - Irv Daymond (OT)  
1984 1st Team - Dave Sparenberg (DL)  
1984 1st Team - Matt Janes (LB)  
1984 1st Team - Marius Locke (DHB)  
1984 2nd Team - Robert Jedicke (OT)  
1984 2nd Team - David Small (DL)  
1984 2nd Team - Bruce Elliot (LB)  
1984 2nd Team - John McVeigh (DHB)  
1984 2nd Team - Michel Roy (DHB)  
1984 2nd Team - John McVeigh (DHB)  
1984 2nd Team - Gord Slaughter (P)  
1984 2nd Team - Gord Slaughter (PK)  
1983 1st Team - Jim Kardash (TE)  
1983 1st Team - Sean McKeown (DL)  
1983 1st Team - Kyle Barrow (LB)  
1983 2nd Team - Rich Nemeth (SB)  
1983 2nd Team - Bill Lindsay (OT)  
1983 2nd Team - David Liske (LB)  
1983 2nd Team - John McVeigh (DB)  
1982 1st Team - Chris Byrne (RB)  
1982 1st Team - Mike Zivolak (C)  
1982 1st Team - Pat Brady (OG)  
1982 1st Team - Ned Amendola (OG)  
1982 1st Team - David Liske (LB)  
1982 1st Team - David Ploughman (DB)  
1982 1st Team - Kevin Rydeard (PK)  
1982 2nd Team - David Sparenberg (DL)  
1982 2nd Team - Sean McKeown (DL)  
1982 2nd Team - Kyle Barrow (LB)  
1982 2nd Team - Tass Fragiskos (DB)  
1981 1st Team - Dan Feraday (QB)  
1981 1st Team - Greg Marshall (RB)  
1981 1st Team - Mike Zivolak (C)  
1981 1st Team - Jeff Arp (OG)  
1981 1st Team - Dave Pearson (DL)  
1981 1st Team - John Pitts (LB)  
1981 1st Team - Kevin Ford (LB)  
1981 1st Team - Tass Fragiskos (DB)  
1981 1st Team - Kevin Rydeard (P)  
1981 1st Team - Kevin Rydeard (PK)  
1981 2nd Team - Mike Kirkley (RB)  
1981 2nd Team - Dan Dominico (WR)  
1981 2nd Team - Al Quinn (SB)  
1981 2nd Team - Carmen Sferrazza (C)  
1981 2nd Team - Pat Brady (OG)  
1981 2nd Team - Mark Zivolak (DL)  
1981 2nd Team - Dave Ploughman (DB)  
1980 1st Team - Greg Marshall (RB)  
1980 1st Team - Al Quinn (SB)  
1980 1st Team - Bill Howard (C)  
1980 1st Team - Jeff Arp (OG)  
1980 1st Team - Ned Amendola (OT)  
1980 1st Team - Mike Zivolak (DL)  
1980 1st Team - Dave Pearson (DL)  
1980 1st Team - Kevin Ford (LB)  
1980 1st Team - Tass Fragiskos (DB)  
1980 2nd Team - Dan Dominico (WR)  
1979 Western Division - Tom Arnott (WR)  
1979 Western Division - Bill Howard (C)  
1979 Western Division - Jeff Arp (OG)  
1979 Western Division - Ian Ward (DL)  
1979 Western Division - Kevin Ford (LB)  
1979 Western Division - Chris Curran (DB)  
1979 Western Division - Paul Ford (PK)  
1978 Western Division - Jamie Bone (QB)  
1978 Western Division - Bill Rozalowsky (RB)  
1978 Western Division - Mike Warbick (TE)  
1978 Western Division - Henry Svec (DL)  
1978 Western Division - John Priestner (LB)  
1978 Western Division - Bob House (LB)  
1978 Western Division - Chris Curran (DB)  
1977 Western Division - Jamie Bone (QB)  
1977 Western Division - Ross Trip (RB)  
1977 Western Division - Craig Labbett (TE)  
1977 Western Division - Don Richardson (OG)  
1977 Western Division - Terry Davis (OT)  
1977 Western Division - Claude Riopelle (DL)  
1977 Western Division - John Priestner (LB)  
1977 Western Division - Duncan MacKinlay (LB)  
1977 Western Division - Dimitry Kurilsky (DB)  
1976 Western Division - Rick Scarborough (RB)  
1976 Western Division - Kevin Spink (OG)  
1976 Western Division - Claude Riopelle (DL)  
1976 Western Division - Jon Jewell (LB)  
1976 Western Division - Terry Rotondo (DB)  
1976 Western Division - Mike Karpow (P)  
1975 Western Division - Paul Barchesi (DL)  
1975 Western Division - Gary Mueller (LB)  
1975 Western Division - Cliff Summers (LB)  
1975 Western Division - Jim Cimba (DB)  
1975 Western Division - Don Hollerhead (DB)  
1975 Western Division - Terry Rotondo (DB)  
1975 Western Division - Gary Mueller (PK)  
1974 Western Division - Rick Scarborough (RB)  
1974 Western Division - Curt Rush (TE)  
1974 Western Division - Phil Monckton (DL)  
1974 Western Division - Paul Barchesi (DL)  
1974 Western Division - Gary Mueller (LB)  
1974 Western Division - Don Hollerhead (DB)  
1974 Western Division - Chris Skopelianos (DB)  
1973 Western Division - Robert Petrie (TE)  
1973 Western Division - Art Lestins (OT)  
1973 Western Division - Brian Murray (DL)  
1973 Western Division - Tom Balfe (DL)  
1973 Western Division - Gary Mueller (LB)  
1973 Western Division - Cliff Summers (LB)  
1973 Western Division - Perry Arnold (DB)



The Champions Club was formed in Spring, 2002, and its mission is to "support and enhance the championship tradition of Mustang football."

The club is an independent operation that works closely with the football program.

The club's first initiatives included:

- Through the Adopt-A-Player Program, helping to subsidize out-of-pocket player expenses with all revenues generated through the program being expended on the players;

- To recognize significant contributions to Mustangs Football through the Mustang Football Wall of Champions; and

- The construction of the Michael Kirkley Training Centre, a dedicated training facility to enhance the physical

conditioning of Western football players. We have been very successful in our first three initiatives, generating more than \$2.6 million dollars for the various programs. In 2007, the Champions Club added:

- Third-Year Internship Program:

Providing a quality employment experience for our players between third and fourth year; and

- Mustang Football Founders Club which provides ongoing scholarships for our players.

#### CHAMPIONS CLUB EXECUTIVE COMMITTEE

President - Jeff Fischer

Treasurer - Greg Dick

Sponsorship/Fundraising

- Dave McCann

Membership/Communication  
- Jamie Bone

Events - Dennis Hinschberger

Student-Athlete Support - Pete Wagner

Head Coach - Greg Marshall

Non-voting positions:

Athletics - Therese Quigley

Alumni Affairs - Trista Walker

Advisory Committee - Larry Haylor,

Darwin Semotiuk, Adam Hrytzak,

Robbie Nash

#### FOUNDERS CLUB

The Western Mustangs football program would like to express their gratitude for the generous support for continuing Mustangs football scholarships from the following members of the Founders Club:

Dave Sapunjis

John Nash

Jeff and Lisa Fischer

Robbie Nash

Ned and Alison Amendola

Greg and Joan Marshall

Jamie Horne

Glenn Hadden

Chris Gaffney

Dave and Marg McCann

Jack Cowin

Dr. Peter Fowler

Rob Mustard

Tom Whealy

Dennis Hinschberger

Dale and Marion Creighton

Ottavio Colosimo

## 2015 Inductees

John Girvin - Player

Harvey Scott - Player

Kevin Spink - Player

Mike O'Brien - Player

Bill Imrie - Builder

- The 1949 Team - Yates Cup Champions

#### Previous Inductees

John Metras Jr. - Offensive Line

Dr. Brent Mundy -

Offensive Line/Linebacker

Pete James - Builder/Broadcaster

1989 Team - National Champions

Bill Rozalowsky - Running Back

Dr. Allen Philbrick - Builder

Craig Labett - Receiver

Gino Fracas - Linebacker/Fullback

Lionel Conacher Jr. - Running back

Sean Reade - Running back

Brent Lewis - Linebacker

Clarke Samways - Coach/Player

Doug McNichol - End

George Willis - Centre

Jeff Arp - Offensive Lineman

Peter Martin - Linebacker

Steve Samways - Quarterback

Frank Turville - Halfback/Kicker

Michael Kirkley - Running back

Dr. Peter Fowler - Builder

Al Hurley - Quarterback

John Priestner - Linebacker

Pierre Vercheval - Centre

Tim Tindale - Running back

Bill Mitchell - Lineman/Kicker

Blake Marshall - Fullback

Bob Gage - Builder/Sports Writer

Bob McFarlane - Halfback

Darwin Semotiuk - Coach

David Sapunjis - Slotback

Don Getty - Quarterback

Don McFarlane - Fullback

Duncan MacKinlay - Linebacker

Frank Cosentino - Quarterback

Greg Marshall - Running back

Dr. Jack Kennedy - Builder

Jack Parry - Halfback

Jamie Bone - Quarterback

Joe Krol - Halfback

John Metras - Head Coach

Matt Janes - Linebacker

Whit Tucker - Wide Receiver

Tyronne Williams - Wide Receiver

Bill Britton - Halfback

Rob Campbell - Defensive back

Rick Scarborough - Running back

Jack Fairs - Builder/Coach

1939 Team - Senior Intercollegiate

Rugby Champions

1959 Team - National Champions

Larry Haylor - Coach/Builder

Kevin Ford - Linebacker

Randy Truant - Quarterback

Duane Forde - Fullback

1971 Team - National Champions

Claude Riopelle - Defensive Line

Clayt "Q" Warner

- Equipment Manager

Jack Cowin - Defensive Tackle

Jamie Taras - Offensive Line

Jude St. John - Offensive Line

Paul Hauch - Wingback

Dale Creighton (BA '59)

George Hill (BA '71)

Frank Jagas (BA '94)

Bob LaRose (BA '70, MA '82)

Nigel Wilson (BA '77, BEd '78, MEd '96)

The 1974 Mustangs

Art Martin - Builder/Photographer

Herb Ballantyne - Quarterback

Roger Dunbrack

- Defensive Lineman

Andy Fantuz - Wide Receiver

Ralph Simmons - Running Back

1976 Team - National Champions

Larry Bird - Offensive Line

Derek Krete - Linebacker

Reg Ort (BA '52)

Joe Green - Coach/Builder

Gary Jubenville - Builder/Team Manager

1994 Team - Vanier Cup Champions

Join us for an evening  
of celebration at the

# 2016 Wall of Champions Dinner

The wall of champions  
dinner recognizes  
individuals who  
have made  
significant  
contributions to  
Mustangs football.

The 2016 dinner will  
recognize and celebrate  
former Western Mustangs  
who have or are now playing  
professional football.

**Friday, April 15, 2016**  
at the London Convention Centre

For tickets, sponsorship opportunities  
and further information please  
contact Dennis Hinchberger  
at (519) 675-2684 or  
dennis.hinchberger@rbc.com



2016 Wall of Champions Inductees




Irv Daymond



Vaughn Martin

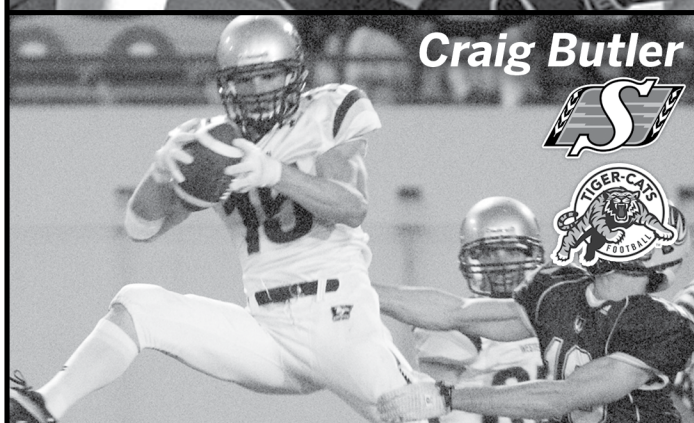
San Diego Chargers  
Miami Dolphins  
Kansas City Chiefs



Rob Kochel



Jeff Keeping



Craig Butler





*By Pam Bialik*

Honoring the greatest athletes and coaches to go through the Western football program, the Western Mustangs Champions Club is set to induct five new former players into the Wall of Champions this coming April. In what will be the biggest Wall of Champions Dinner to date, Jeff Keeping, Rob Kochel, Irv Daymond, Craig Butler, and Vaughn Martin will all be inducted into the football Wall of Champions on April 15, 2016, at the London Convention Centre.

All five men share a history as Mustangs, as well as all having successful professional football careers, which ties into the theme of the evening of Mustangs in the CFL. Along with the Class of 2016, the former Mustangs that currently play in the pros will also be celebrated for their accomplishments.

Dressing in purple and white prior to being drafted by the Argos, Jeff Keeping is in his eleventh season in the CFL – ten of which have been spent with Toronto. Despite being originally drafted as a member of the defence, the native of Uxbridge, Ontario, transitioned into the role of offensive lineman for the double blue. A fixture on the starting line for the last few years, Keeping was rewarded for

his efforts in 2013 when he was named CFL East Division Most Outstanding Offensive Lineman.

Rob Kochel, now working in account management, enjoyed a three-year career as a Mustang prior to his time in the pros. Winning two Yates Cup and Vanier Cup titles, he was picked up in the second round by the Calgary Stampeders in 1978. Dressing for forty games across his three seasons as a defensive back for the Stamps, Kochel's career ended following a shoulder injury.

The third addition to the Wall of Champions is two-time OUA First Team All-Star and CIS All-Canadian Irv Daymond. After a successful few years with the purple and white that resulted in back-to-back Yates Cups in 1981 and 1982, the Ottawa Roughriders drafted the offensive lineman in 1984. The native of St. Thomas, Ontario ended his career after ten years and being named a CFL East All-Star in both 1991 and 1992. Moving onto coaching, Daymond spent time with both Ottawa and McGill before settling in to the offensive line coach position at Laurier in 2013.

Also an OUA All-Star and CIS All-Canadian, Craig Butler of the Hamilton Tiger Cats is to be inducted alongside a fellow current CFL

mainstay Jeff Keeping. After recording 46.5 total tackles in his fourth and final year with his hometown Mustangs, Butler was drafted by the Roughriders in 2011. Capturing the Grey Cup with Saskatchewan in 2013 and leading the green riders in tackles, he made the decision to sign with Hamilton as a free agent. In his first year as a Ticat the defensive back picked up 40 tackles and helped Hamilton stay competitive in their Grey Cup match against Calgary.

Vaughn Martin, the only inductee to compete in the NFL, rounds out the group of incoming inductees. After spending two years with Western and winning the Yates Cup in 2008, the Jamaican born defensive tackle earned an invitation to join the San Diego Chargers in 2009 after being selected in the fourth round. With the selection, Martin's name became entrenched in the history books as he became the first CIS athlete to be drafted by the NFL as an underclassman. Heading into the 2015 season as a member of the Kansas City Chiefs, Martin has recorded a career total of 79 tackles and three sacks.

The Class of 2016 will be honoured on April 15, 2016, for the annual Wall of Champions Dinner, which for the first time ever will be held at the London Convention Centre.



# MUSTANG SPIRIT



## Cheerleaders

The Western Mustangs cheerleaders are the Canadian intercollegiate cheerleading dynasty, winning all but one national cheerleading championship. This is the cheerleading team's 84th anniversary after first taking to the football field to cheer on the Mustangs upon their formation and entry into the Senior Intercollegiate Football League. Coached by David-Lee Tracey - or just "Trace" to those who know him - the team has won 29 of the 30 national championships in Canadian history and captures titles and various North American championships each year against the top U.S. schools. For more information, please email [tickets@uwo.ca](mailto:tickets@uwo.ca).

## Western Mustangs Marching Band

The Western Mustangs Marching Band is the award-winning marching and pep band for Western University. It was started in 1938 by music faculty alumnus Don Wright (for whom the faculty is now named), and it has thrived since then into the band of today. The band is comprised of students from first to fourth year from every faculty on campus. The Western Mustang Band boasts 77 years of history, the second longest in Canada. The Mustang Marching Band is an integral part of the Mustang game day experience has had a long lasting impact on the school and the students who attend Western. The Band continues to represent Western across the country as a symbol of our successful Athletic Program supporting Westerns varsity teams, as well as represent Western at countless Parades and off-campus events. The long standing tradition of school spirit that Western embraces has been cultivated by our marching band.

## JW Mascot

Named after J.W. Little, a former mayor of London and original member of Western University's Board of Governors, the Western Mustangs mascot has been entertaining fans at Mustangs events since his debut in 1984, the world's biggest Mustang fan. JW became instantly recognized as a symbol of Mustang Athletics. Over the past two decades, he makes hundreds of appearances each year at community events for schools, hospitals, libraries, parades as well as countless Mustang home and away games. To book an appearance for your event contact 519.661.4077 or email [tickets@uwo.ca](mailto:tickets@uwo.ca)

# TD STADIUM

**Mustangs Sports:** Football, Field Hockey, Men's Lacrosse

**Intramural/Community Sports:** Football, Soccer, Field Hockey, Ultimate Frisbee, Rugby

**Capacity:** 8,000 permanent seats, 10,000 standing room

**Concessions:** Available during all Mustangs football games, availability varies for other events

Opened in 2000, TD Stadium was built as a replacement to the J.W. Little Stadium. J.W. Little Stadium had been in use since 1929 and stood adjacent to where the Health Sciences Building is today. The original stadium was named after John William Little, whose generosity made possible the building of the stadium used for both sports and convocations. He was a former mayor of London and an active member on Western's Board of Governors.

Situated near the corner of Western and Sarnia Road, the field is CFL regulation size featuring an infill turf playing surface with a 2" rubberized e-layer. Bordering the field is an eight-lane, 400-metre mondo track.

In the summer of 2007, I.C. Improvements based out of Stoney Creek, Ont., replaced the former AstroTurf with infill turf. Western's new turf causes less burn on legs and is better for mobility, while also decreasing the potential for injury seen with other turf products. The infill turf integrates rubber granules into the surface with longer fibres, providing more give and better safety for both ankles and feet. The new turf meets FIFA 1 Star standards and features two purple end-zones with white lettering - the north end-zone reads "Western," while the south end-zone reads "Mustangs".

The 1000 lumens lighting is perfect for television coverage and for evening events. Spacious change rooms with shower facilities, equipment, training and referee rooms, address most of the needs of the athletes, and seating is available for over 8,000 spectators, with concession and vending services also provided.

The Press Box is outfitted for TV, voice and print media. Western enjoys the largest comprehensive collegiate sports package on cable television with its partner Rogers TV 13 in London. NewsTalk 1290 CJBK is the Official Broadcaster of the Western Mustangs and CHRW Radio, 94.9 FM in London has been the voice of the Mustangs for 30 years.

The fully licensed Labatt Lounge offers the perfect vantage point to watch the game. The lounge area, which can be booked for special events, accommodates 120 guests and the floor to ceiling windows provide a great view of the north end of the playing field. Smaller meeting rooms are also available.

Home to the Western Mustangs' football team, the facility was proud to host the 2001 Canada Games, PanAm Field Hockey Championships, the World Transplant Games, the Ontario Paralympic Championships, the 2006 World Lacrosse Championships and the 2010 Special Olympics Canada Summer Games.



**MUSTANGS**  
**FOOTBALL**