

The 2013 West Chester University football media guide is designed to assist media in its coverage of the Golden Rams during the upcoming season.

Below is a list of media services available to help members of the media in their coverage of the Golden Rams' program. We hope you will take full advantage of the services offered by the sports information department, as we are here to serve you. Please make note of the following services available throughout the 2013 season. Should additional information be required, please do not hesitate to contact us.

### **CREDENTIALS**

All requests for working press, photo and broadcast credentials for West Chester's 2013 home football games should be made in writing on company letterhead at least 10 days prior to the game for which credentials will be requested. Please direct all requests to James Zuhlke, Sports Information Director, Sturzebecker HSC, Rm 220, West Chester University, West Chester, PA 19383. Requests may also be faxed to (610) 436-1020. All credentials that cannot be mailed will be left at will call located at the main entrance to John A. Farrell Stadium.

### **PRESS BOX**

Because of the limited space available in Farrell Stadium's press box, media agencies covering the visiting team will be given priority, along with West Chester's media outlets that cover the Golden Rams' football program on a regular basis.

The press box will accommodate 50 people. Included in the press box are two coaching booths, a filming area, a radio booth and a working press area.

### **PRESS HOSPITALITY**

Food and refreshments are served throughout the game in the John A. Farrell press box on game day.

### **STATISTICAL SERVICES**

Prior to kickoff, media will be provided with a game program, updated game notes from both teams, a flipcard with rosters and projected starting lineups and any last minute lineup changes.

During the game, a running play-by-play and quickie stats at the end of each quarter and half will also be distributed.

Following the game, a complete postgame statistical package will be distributed to media containing a scoring summary, final team and individual statistics, complete play-by-play, drive charts, defensive stats and a participation list. Postgame statistical packages will be available approximately 25 minutes after the conclusion of the game.

### **RADIO/TELEVISION BROADCASTS**

Internet, radio and television stations seeking permission to broadcast games from John A. Farrell Stadium should contact West Chester University's sports information department at least two weeks prior to the game. Internet, radio and TV stations using a courtesy line must call collect, use a calling card or provide for an incoming call. All broadcasters must be set up 90 minutes prior to kickoff.

### **POSTGAME INTERVIEWS**

Postgame interviews featuring players and coaches from both teams will be conducted approximately 10 minutes after the conclusion of the contest at a site to be determined. In most cases, postgame interviews take place on the field following the 10-minute cooling off period. Adjustments in the postgame process, due to inclement weather, will be announced in the press box if necessary.

### **PHOTOGRAPHY**

Credentials for sideline photographers are available by contacting James Zuhlke in West Chester University's sports information office at: (610) 436-2235 with priority given to those agencies covering the participating schools on a regular basis.

Photographers can pick up flipcards and rosters in the John A. Farrell press box prior to kickoff. Photographers are not permitted in-between the 30-yard lines and must remain outside the restraining lines surrounding the field.

### **SCOUTING/OFFICIALS OBSERVERS**

Scouts and those assigned to observe the game officials must call ahead to the sports information office, (610) 436-2235, to reserve press box space. Every effort will be made to accommodate scouts in the press box. However, space is limited and priority will be given to media outlets covering both schools. West Chester University assumes no responsibility for scouts or officials observers, who appear at the press box unannounced and without reservations for space.

### **LIVE STATS**

West Chester University's athletic department continues its thorough coverage of Golden Rams' football with "Live Stats" off its homepage on the internet at [www.wcupagoldenrams.com](http://www.wcupagoldenrams.com) via Internet Consulting Services, Inc., (ICS) SIDE-ARM technology.

Additionally, WCHE 1520 AM Radio and the university's student-run radio station 91.7 WCUR-FM both broadcast West Chester University home football games.

## **Sports Information**

**James Zuhlke**  
Sports Information  
Director



**Office Phone:**  
(610) 436-2235

**Office Fax:**  
(610) 436-1020

**Mailing Address:**  
Dept. of Athletics  
Sturzebecker HSC, Rm 220  
West Chester University  
West Chester, PA 19383

## **Directions to West Chester**

### **From Philadelphia**

Take I-95 South to Exit 3A to merge onto US-322 West (Conchester Hwy toward West Chester). Turn left at US-1 West (Baltimore Pike). Turn right at US-202 North (Wilmington Pike). Turn left onto PA-926 West (Street Rd). Take first right onto S. New St. Stadium is approximately 2 miles up on the right.

### **From Western Pennsylvania (PA Turnpike)**

Take Pennsylvania Turnpike to Exit 312 (PA-100 and West Chester/Pottstown). Stay left after toll booth onto PA-100 South toward West Chester. Follow PA-100 to US-202 South. Exit onto US-202 S. Exit at Business District/West Chester University onto High St. Turn left at Rosedale Ave. Turn left at S. New St. Stadium is approximately 3/4 mile down on the left-hand side.

### **From New Jersey Turnpike (North or South)**

Follow PA Turnpike West for approximately 35 miles and take Exit 326 for Valley Forge. Take Exit 328A for US-202 South (Swedesford Rd., West Chester/Pottstown). Keep left at the fork and merge onto US-202 S. Exit onto US-202 S. Exit at Business District/West Chester University onto High St. Turn left at Rosedale Ave. Turn left at S. New St. Stadium is approximately 3/4 mile down on the left-hand side.

### **From Delaware, Maryland, Washington, and Delaware Memorial Bridge**

Take I-95 North to Exit 8 onto US-202 North/Concord Pike toward West Chester. Continue to follow US-202 N. into Pennsylvania. Turn left onto PA-926 West (Street Rd). Take first right onto S. New St. Stadium is approximately 2 miles up on the right.

### **From Commodore Barry Bridge (New Jersey)**

Take Exit 3A to merge onto US-322 West (Conchester Hwy toward West Chester). Turn left at US-1 West (Baltimore Pike). Turn right at US-202 North (Wilmington Pike). Turn left onto PA-926 West (Street Rd). Take first right onto S. New St. Stadium is approximately 2 miles up on the right.



# West Chester University Athletics

**Location:** ..... West Chester, PA 19383  
**Founded:** ..... 1871  
**Enrollment:** ..... 15,100  
**Nickname:** ..... Golden Rams  
**Colors:** ..... Purple, Gold  
**Affiliation:** ..... NCAA, ECAC  
**Conference:** ..... Pennsylvania State Athletic Conference (PSAC)

**President:** ..... Dr. Greg Weisenstein  
**Director of Athletics:** ..... Dr. Edward M. Matejkovic  
**Sports Information Dir.:** ..... James Zuhlke  
**Email:** ..... jzuhlke@wcupa.edu  
**Phone:** ..... (610) 436-2235  
**FAX:** ..... (610) 436-1020  
**Press Box Phone:** ..... (610) 350-8571

**Football Head Coach:** ..... Bill Zwaan  
**Football Office:** ..... (610) 436-3528  
**Alma Mater (Yr.):** ..... Delaware (^79)  
**Record at West Chester (Yrs.):** ..... 77-43 (10 yrs.)  
**Overall Record (Yrs.):** ..... 131-57 (16 yrs.)  
**2012 Final Overall Record:** ..... 7-4  
**2012 Final Ranking:** ..... NR  
**2012 Postseason:** ..... N/A  
**2012 PSAC Record/Finish:** ..... 4-3/T, 3rd PSAC East

**All-Time Football Record:** ..... 576-276-18 (.672)  
**Record since 1927 (NCAA):** ..... 547-257-17 (.685)  
**NCAA II Playoff Appearances:** ..... 9 (5-9/.357)  
 ..... (1988, 1989, 1992, 1994, 2004, 2005, 2006, 2007, 2008)  
**PSTCAC Championships:** ..... 8  
 ..... (1932, 1942, 1950, 1952, 1953, 1954, 1956, 1959)  
**PSAC Championship Game Appearances:** ..... 14 (6-8)  
 ..... (1960, 1961, 1963, 1966, 1967, 1969,  
 ..... 1970, 1971, 1972, 1973, 1974, 1986, 1987, 2008)  
**PSAC East Championships:** ..... 20  
 ..... (1960, 1961, 1963, 1966, 1967, 1969, 1970, 1971, 1972,  
 ..... 1973, 1974, 1986, 1987, 1989, 1992, 1994, 1999, 2004, 2007, 2008)

**Bowl Appearances:** ..... 8 (4-4)  
 ..... 1947 Burley Bowl: vs. Carson-Newman, W, 20-6  
 ..... 1948 Cigar Bowl: vs. Missouri Valley, L, 7-26  
 ..... 1948 Burley Bowl: vs. Appalachian St., W, 7-2  
 ..... 1951 Pretzel Bowl: vs. Albright, W, 32-9  
 ..... 1962 Cement Bowl: vs. Hofstra, W, 46-12  
 ..... 1966 Tangerine Bowl: vs. Morgan State, L, 6-14  
 ..... 1967 Tangerine Bowl: vs. Tennessee-Martin, L, 8-25  
 ..... 1973 Central Florida Classic: vs. Bethune-Cookman, L, 22-32

**AFCA First Team All-America's:** ..... 12  
 ..... Charles Weber, NG (1952)  
 ..... Richard Emerich, OT (1958)  
 ..... Joe Iacone, RB (1961)  
 ..... Joe Iacone, RB (1962)  
 ..... Tim Pierantozzi, QB (1972)  
 ..... Bill Blystone, RB (1976)  
 ..... Ralph Tamm, OL (1987)  
 ..... Bill Hess, WR (1988)  
 ..... Lee Woodall, LB (1992)  
 ..... Kevin Ingram, WR (1999)  
 ..... Mike Washington, WR (2008)  
 ..... Ronell Williams, LB (2012)



## 2013 Football Schedule

Date	Opponent	Time
Sept. 7	<b>NEW HAVEN (Hall of Fame Day)</b>	12 p.m.
Sept. 14	at Gannon	12 p.m.
Sept. 21	at Millersville*	7 p.m.
Sept. 28	<b>KUTZTOWN* (Family Night)</b>	6 p.m.
Oct. 5	<b>CALIFORNIA (Pa.)</b>	12 p.m.
Oct. 12	<b>EAST STROUDSBURG* (Homecoming)</b>	2 p.m.
Oct. 19	at Lock Haven*	12 p.m.
Oct. 26	at Shippensburg*	1 p.m.
Nov. 2	at Cheyney*	12 p.m.
Nov. 9	<b>BLOOMSBURG*</b>	1 p.m.
Nov. 16	<b>CLARION^</b>	12 p.m.

\* indicates PSAC East game  
 ^ PSAC Championship Game (opponent may change)

## 2012 Football Results

Date	Opponent	Result
Aug. 30	at Delaware	L, 21-41
Sept. 8	<b>GANNON (Hall of Fame Day)</b>	<b>W, 21-17</b>
Sept. 15	<b>MILLERSVILLE* (Family Day)</b>	<b>W, 56-14</b>
Sept. 22	at Kutztown*	W, 45-24
Sept. 29	at California (Pa.)	W, 37-34
Oct. 6	at East Stroudsburg*	L, 28-35
Oct. 13	<b>LIU-POST*</b>	<b>W, 41-6</b>
Oct. 20	<b>SHIPPENSBURG* (Homecoming)</b>	<b>L, 24-42</b>
Oct. 27	<b>CHEYNEY*</b>	<b>W, 59-14</b>
Nov. 3	at Bloomsburg*	L, 23-24
Nov. 10	at Clarion^	W, 33-12

\* indicates PSAC East game

## Credits

The 2013 West Chester University football media guide was designed to assist the media in its coverage of West Chester football and is an official publication of the West Chester University athletics department. The guide was written, designed and edited by James Zuhlke, sports information director. Editorial assistance was provided by Danah Allen.

Photos are courtesy of Ray Doyle, Barbara Johnston, Miles Kennedy, Scott Rowan, Tom Weishaar and Michael Zuhlke. Covers were designed by James Zuhlke.




West Chester University, a member of the Pennsylvania State System of Higher Education, is a public, regional, comprehensive institution committed to providing access and offering high-quality undergraduate education, select post-baccalaureate and graduate programs, and a variety of educational and cultural resources for its students, alumni and citizens of southeastern Pennsylvania.

West Chester University is committed to attracting, enrolling and graduating quality students from a wide variety of educational, cultural and economic backgrounds. This endeavor requires the University to attract and retain highly qualified faculty and staff and to provide each member of the University community with learning and leadership development opportunities. To this end, the University supports and encourages programs which benefit all people and which seek to eradicate discrimination and injustice. We treasure what we believe to be the highest principles of American society: the worth and uniqueness of each individual, the belief that success is to be earned by individual effort put forth in an environment founded on equality of opportunity, and the appreciation of the ideal of an inclusive society.

We believe that it is incumbent upon all members of our community - staff, students, faculty and administrators - to conduct themselves with civility toward one another at all times. We value the special talents and contributions of each member of our community. We further affirm the worth and dignity of each member and the shared responsibility of all to treat each other as individuals, with respect and courtesy.

As a university owned by the citizens of Pennsylvania, we value our mission to provide the best educational opportunities possible which will enable the University community to successfully address the concerns of a global society. To this end, West Chester University seeks to provide diligent advising for students and to focus on teaching students to think clearly and critically, to make logical and ethical judgments, and to communicate effectively with others.

West Chester University's community strongly supports the principles of academic integrity and academic responsibility, viewing both as the province of every member of the campus community. We hold the highest esteem for teaching directed toward student learning and affirm that mastery of content as well as mastery of teaching skills necessary to communicate such content are paramount.



As a university owned by the citizens of Pennsylvania, we value our mission to provide the best educational opportunities possible which will enable the University community to successfully address the concerns of a global society.



West Chester University is located in southeastern Pennsylvania just 25 miles west of Philadelphia and 17 miles north of Wilmington, Del. New York City and Washington D.C. are both accessible by car or train in less than three hours.

West Chester University will be a national model for excellence for public regional comprehensive universities and is especially noted for:

- Undergraduate programs that actively engage students in connecting the life of the mind to the world in which they live and work.
- The responsiveness of its graduate and post-baccalaureate programs to regional needs.
- Its focus on providing lifelong-learning, technical, and applied skills essential to graduates' success now and in the future.
- A commitment by faculty, staff, and administrators to provide access and to serve effectively the educational needs of a diverse student body.
- Its role as a leading educational and cultural resource and partner in fostering the economic, social, and cultural vitality of southeastern Pennsylvania.



## University President

### Dr. Greg Weisenstein



Greg R. Weisenstein took office as West Chester University's 14th president in March 2009.

Since coming to WCU, President Weisenstein has led a number of initiatives aimed at developing a new strategic plan that will guide the University through the next decade. These initiatives have included a campus-wide self-study that resulted in a highly positive reaccreditation by the Middle States Commission on Higher Education, a comprehensive facilities master plan, a campus climate survey, a new marketing plan and task forces concerned with addressing vital issues.

West Chester University continues to build on its well-earned national reputation for excellence, value, and student success. The University is one of three Pennsylvania schools ranked in the top 100 Kiplinger "best buys" among 500 public four-year colleges and universities, recognition that WCU has earned for six consecutive years. In its 2013 rankings, U.S. News and World Report names West Chester University among the best regional universities in the North.

To create a more international learning environment on campus and raise WCU's international reputation, President Weisenstein has facilitated the development of collaborations with the American College of Norway in Moss, Norway, and the Universidad Nacional in Costa Rica.

In addition, President Weisenstein has encouraged and supported the University's efforts at sustainability. Under his leadership, West Chester University received the largest grant in the school's history: a \$5 million U.S. Department of Energy grant to fund the third phase in the University's 10-year plan to convert the heating and cooling systems of 25 campus buildings to a clean geothermal energy system. Currently, 15 campus buildings use the geothermal system.

To evaluate West Chester's current sustainability status and capacity for change in administration, facilities and curriculum, he named WCU's first sustainability coordinator in early 2010. That individual leads the Sustainability Advisory Council (formerly the Environmental Council) in developing a sustainability communications and action plan and is also charged with developing relationships with surrounding communities on issues of sustainability.

President Weisenstein has also expanded the University's commitment to sustainability in the Plan for Excellence and as a signatory to the American College and University Presidents' Climate Commitment. Presidents signing the commitment are pledging to eliminate their campuses' net greenhouse gas emissions in a reasonable period of time as determined by each institution.

President Weisenstein has participated in many programs in support of military veterans at West Chester University. Among the most noted of these is Troops to Teachers, a U.S. Department of Education and Department of Defense program that helps eligible military personnel begin new careers as teachers in public schools where their skills, knowledge and experience are most needed. Under his leadership WCU has become a regional, Troops to Teachers' multi-state center and has been nationally acknowledged for exceptional work.

For his support of veterans and for establishing an Army Reserve Officers' Training Corps (ROTC) program at WCU, he was awarded the General William E. DePuy Award in May 2011. The DePuy Award is considered the most prestigious award given by Cadet Command, the parent organization of the Army ROTC program. In addition, President Weisenstein has been appointed to the U.S. Army Committee on Education.

President Weisenstein is also the first institutional chief executive in NCAA history to become an active member of an NCAA playing rules committee: the NCAA Division II Baseball Rules Committee.

A graduate of the University of Washington, where he earned his bachelor's degree in history and geology and his master's degree in special education, Weisenstein completed his doctorate in administration and special education at the University of Kansas. He is the author of more than 65 publications, including four books. His numerous honors include State Educator of the Year, Best Program of the Year, and the Teaching and Advising Excellence Award.

## Director of Athletics

### Dr. Edward M. Matejkovic



Dr. Edward M. Matejkovic begins his 19th year as the director of athletics at West Chester University and 30th overall as an educator, head coach and administrator in intercollegiate athletics. A 1969 graduate of WCU, Matejkovic spent 11 years at SUNY Brockport, a Division III school in Western New York, before returning to his alma mater.

Under his guidance, West Chester's athletic program has soared to unprecedented heights, accomplishing goals never before imagined. West Chester brought home the F. Eugene Dixon Trophy in 2012-13 for the first time in school history. The trophy is given to the most

successful overall athletic program in the Pennsylvania State Athletic Conference (PSAC) each year.

West Chester University captured four PSAC titles in 2012-13 while watching seven of its programs reach the conference semifinals. West Chester put a representative in the conference playoffs in 21 of the 22 sports sponsored by the PSAC.

The Golden Rams' field hockey squad won its second straight NCAA Division II national championship in the fall 2012, making it three national championships over a two-year period for Matejkovic and WCU athletics. The baseball team brought home the first national title on the diamond by a school from the Commonwealth of Pennsylvania at any level in the spring 2012. Both the 2011 field hockey team and the 2012 baseball team were led by first-year head coaches (Amy Cohen, Jad Prachniak), brought on board by Matejkovic during the summer leading up to the 2011-12 athletic campaign.

A former president of the Division 2 Athletic Director's Association, a chapter of the National Association of Collegiate Directors of Athletics (NACDA), Matejkovic was named the Northeast Region Division II Athletic Director of the Year by NACDA in June 2009. He was also appointed to the NACDA Executive Committee at the 2011 convention in June of that year.

Additionally, scholarship allotments have grown, along with the number of full-time assistant coaches across West Chester's 24 intercollegiate programs.

Matejkovic has also helped spearhead a facility upgrade movement at the university that has resulted in new lighting and bleachers at Vonnie Gros Field. More recently, West Chester's soccer facility had its natural grass surface replaced with FieldTurf in 2013 while Hollinger Field House received a face-lift in the summer 2013 as well.

Matejkovic's experience and success as an athletic administrator have earned him involvement in several conference and regional committees. Along with being the president of the D2 Athletic Director's Association, Matejkovic is also the president of the PSAC Executive Committee and continues to serve the PSAC on numerous other committees. He is also a member of the ECAC Board of Directors, the ECAC Finance Committee and the ECAC Membership Committee. He served as president of the ECAC during 2002-03.

An active member of NACDA, Matejkovic served on the NCAA Student Athlete Reinstatement Committee, the NCAA Division II East Region men's basketball championship selection committee and is currently on the Board of Directors of the Division II Athletic Directors Association as the second vice president. He was recently appointed by the NCAA to the Football Task Force – a committee reviewing scholarship allocations in the sport.

In the spring of 2008, West Chester's women's lacrosse squad won its second national championship, reaching the title game for the fifth consecutive year two-year run.

The Coatesville, Pa., native earned both his bachelor's and master's degrees from WCU, and his doctorate in Sports Administration/Athletic Facility Management from Temple University. Matejkovic joined the staff of SUNY Brockport in 1984 where he first served as an assistant professor and coordinator of the sport management program.

On September 22, 2001, Matejkovic was inducted into the Brockport Athletics Hall of Fame. In June of 2003, he was selected to the Temple University "Gallery of Success."



# Facilities



Since the NCAA began crowning a national champion in Division II in 1973, West Chester University has made its presence known on the national stage. However, the bulk of that presence has been established within the last two decades as the Golden Rams' gridders have reached postseason play seven times during that span, including five years consecutively, between 2004-08.

Before 1973, there was no Division II football championship. Instead, four regional bowl games were played in order to provide postseason action for what then were called NCAA college division member institutions. West Chester competed in the East Region bowl game (known as the Tangerine Bowl) in both 1966 and 1967.

Since 1973, West Chester has reached the NCAA II playoffs nine times, racking up an overall record of 5-9 in those 14 contests. All

five playoff victories have come under current head coach Bill Zwaan.

Zwaan took over control of the program in 2003 after an 8-3 campaign was not good enough to qualify for the tournament.

In 2004, Zwaan guided the Golden Rams to their very first NCAA II Tournament victory with a 35-3 thrashing of C.W. Post. The Rams then dispatched PSAC rivals Shippensburg and East Stroudsburg to reach the NCAA semifinals for the first time in school history. Second-ranked Valdosta State ended West Chester's golden run with a 45-21 defeat.

Since then, the Golden Rams have advanced to the second round of the NCAA II playoffs in two of the last four seasons in which it has qualified for the postseason and look to return to the postseason this coming November.

<b>WCU Postseason Results</b>		
Date	Opponent	Results
1966	Morgan State	L. 6-14
1967	Tenn.-Martin	L. 8-25
11/19/88	Jacksonville State	L. 24-63
11/18/89	Portland State	L. 50-56 (30T)
11/21/92	New Haven	L. 26-38
11/19/94	Ferris State	L. 40-43
11/13/04	C.W. Post	W. 35-3
11/20/04	Shippensburg	W. 33-28
11/27/04	East Stroudsburg	W. 48-38
12/04/04	Valdosta State	L. 21-45
11/12/05	C.W. Post	L. 20-24
11/18/06	Bryant	W. 31-29
11/25/06	Bloomsburg	L. 20-21
11/17/07	Indiana (Pa.)	L. 35-45
11/15/08	So. Connecticut State	W. 52-32
11/22/08	Bloomsburg	L. 21-28

**NCAA II TOURNAMENT PARTICIPATION (by appearances)**

App	School	Years	App	School	Years
17	Pittsburg State (Kan.)	1989-97, 1999-2001, 2003-05, 2008, 2011	3	LIU Post	2002, 2004-05
17	North Alabama	1980, 1983, 1985, 1990, 1992-95, 1997, 2003, 2005-11	3	Elizabeth City St.	1981, 2006, 2011
17	Northwest Missouri St.	1984, 1989, 1996-2000, 2002, 2004-12	3	Fayetteville St.	2002, 2004, 2009
15	Grand Valley St.	1989-91, 1994, 1998, 2001-10	3	Mesa St. (Colo.)	2000, 2003, 2007
15	Indiana (Pa.)	1987-91, 1993-94, 1996, 1998-2002, 2007, 2012	3	Millersville (Pa.)	1988, 1995, 1999
15	Texas A&M-Kingsville	1988-89, 1992-98, 2001-04, 2009-10	3	North Carolina Central	1988, 2005-06
14	North Dakota	1977, 1979, 1992-95, 1998-99, 2001, 2003-07	3	Slippery Rock (Pa.)	1997-99
13	Albany St. (Ga.)	1993-97, 2004-11	3	Tarleton St.	2001, 2003, 2009
13	Carson-Newman (Tenn.)	1993-99, 2002-04, 2008-09, 2012	3	Texas A&M-Commerce	1990, 1991, 1995
12	Valdosta St. (Ga.)	1994, 1996, 2000-05, 2007-08, 2010, 2012	3	Washburn (Kan.)	2005, 2007, 2011
10	Nebraska-Omaha	1978, 1984, 1996, 1998, 2000-01, 2005-08	3	Western St.	1992, 1994, 1997
9	Bloomsburg (Pa.)	1985, 1996, 2000-01, 2005-06, 2008, 2010, 2012	2	Bentley (Mass.)	2003-04
9	West Chester (Pa.)	1988-89, 1992, 1994, 2004-08	2	Bryant (R.I.)	2006-07
8	Chadron (Neb.)	1996, 1998, 2000-01, 2006-08, 2012	2	Central Missouri	2002, 2010
8	Edinboro (Pa.)	1989-90, 1992-93, 1995, 2009	2	Colorado Mines	2004, 2010
8	Virginia Union	1979-83, 1986, 1990, 1991	2	Colorado State-Pueblo	2011-12
7	Delta St. (Miss.)	1998, 2000, 2006-08, 2010-11	2	Fort Hays St.	1993, 1995
7	Minnesota-Duluth	2002, 2005, 2008-12	2	Hillsdale (Mich.)	2009-10
7	Northern Michigan	1976-77, 1980-82, 1987	2	Kutztown (Pa.)	2010-11
7	Saginaw Valley St.	2000-03, 2005, 2009, 2011	2	Northeastern St.	1999-2000
7	Shepherd	1998-99, 2005-07, 2010, 2012	2	Shaw (N.C.)	2007, 2010
6	Catawba	1999-2002, 2004, 2007	2	Southern Arkansas	1997, 2003
6	Fort Valley St.	1982, 1985, 1998-99, 2001, 2012	2	Winston-Salem St.	2011-12
6	Minnesota-Mankato	1987, 1991, 1993, 2008-09, 2012	1	American Int'l College (Mass.)	2008
6	New Haven (Conn.)	1992-93, 1995, 1997, 2011-12	1	Bowie St.	1988
6	West Texas A&M	2005-08, 2010, 2012	1	Clarion (Pa.)	1996
5	Abilene Christian	2006-09, 2011	1	Concord	2011
5	Angelo St.	1987, 1989, 1994, 1997, 2005	1	Emporia St. (Kan.)	2003
5	Ashland (Ohio)	1986, 1997, 2007-08, 2012	1	Glenville St.	1997
5	California (Pa.)	2007-11	1	Harding (Ark.)	2012
5	Ferris St.	1992-96	1	Henderson St. (Ark.)	2012
5	Midwestern St.	2004, 2006, 2009, 2011-12	1	Indianapolis	2012
5	Shippensburg (Pa.)	1981, 1991, 2004, 2009, 2012	1	Lenoir-Rhyne (N.C.)	2012
5	Winona St.	2001, 2003-04, 2006-07	1	Mars Hill	2011
4	Central Oklahoma	1996, 1998-99	1	Mercyhurst	2010
4	Central St. (Ohio)	1983-86	1	Merrimack (Mass.)	2006
4	Central Washington	2002, 2007-09	1	Miles (Ala.)	2012
4	East Stroudsburg (Pa.)	1991, 2004-05, 2009	1	Missouri Southern St.	1993
4	Missouri Western St.	2006, 2010-12	1	Morehouse	2010
4	Nebraska-Kearney	2002, 2005, 2009, 2011	1	Newberry	2006
4	Northwood (Mich.)	2000, 2004-06	1	North Greenville	2011
4	St. Cloud St. (Minn.)	1989, 2004, 2010-11	1	Seton Hill (Pa.)	2008
4	South Dakota	1973, 1985-86, 2006	1	Southeastern Oklahoma	2004
4	Southern Connecticut St.	2005-08	1	UNC-Pembroke	2009
4	Truman	1982, 1990, 1992, 1994	1	Wayne St. (Mich.)	2011
4	West Alabama	1975, 2009, 2011, 2012	1	Wayne St. (Neb.)	2008
4	West Georgia	1995-96, 1998, 2000	1	West Liberty (W. Va.)	2009
3	Arkansas Tech	1999, 2004, 2009	1	Western Washington	1999
3	Augustana (S.D.)	1988-89, 2010	1	Wingate	2010



# *The Coaching Staff*



***GOLDEN RAMS FOOTBALL***





Bill Zwaan begins his 11th season as head coach of the Golden Rams, having put together one of the most impressive coaching resume's in the Pennsylvania State Athletic Conference during that span.

during that span.

Zwaan has won three PSAC Eastern Division titles (2004, 2007 and 2008) while copping Coach of the Year plaudits each time. He has guided the Golden Rams to the NCAA II play-offs a school-record five times while authoring the third-most wins in school history (77) and steering the institution to the national semifinals for the very first time in 2004.

In 10 years on West Chester's sideline, Zwaan has masterminded a 77-43 (.642) record. He sports an overall record of 131-57 (.697) in 16 years. His .642 winning percentage ranks sixth all-time at the institution among coaches who spent at least three years in that position.

Zwaan, who handed off his Offensive Coordinator duties to his son and former WCU quarterback, Bill Zwaan Jr. a year ago, keeps a close eye on the development of West Chester's talented quarterbacks.

Zwaan's patented Spread Wing-T offense has averaged better than 400 yards of total offense per game in eight of his 10 years at WCU and scored at least 50 touchdowns per year in his first six campaigns. West Chester ranked fifth overall in the Pennsylvania State Athletic Conference in total offense in 2012.

The 16-year college football mentor collected his 100th career win against Lock Haven in the 2008 season opener and is one of only a handful of college coaches to lead a school to the NCAA Tournament semifinals at both the Division II and III levels, having guided West Chester to the Division II semifinals in 2004 and Widener University to the Division III semifinals in 2000.

Zwaan is just 12 games shy of coaching in his 200th career game. A playoff appearance this fall would get him to that milestone.

West Chester University has captured the Team of the Year award handed out by the Eastern College Athletic Conference (ECAC) twice during Zwaan's tenure (2004, 2006). The Southeastern Pa. native has also been honored with induction into the Delaware County chapter of the Pennsylvania State Sports Hall of Fame in July 2008.

During his first decade at West Chester University, place-kicker, Shawn Leo, was named a finalist for the Fred Mitchell Award in both 2010 and 2011, handed out to the national kicker of

the year, who exemplifies excellence both on the field and in their community, and former wide receiver Mike Washington was a finalist for the Harlon Hill Trophy in 2008, handed out to the Division II national player of the year.

WR Dan DePalma, another product of Zwaan's Spread Wing-T offense, has spent the last three seasons in the National Football League on the practice squad for the New York Giants in 2011 and 2012, before moving over to the San Diego Chargers this past spring. DePalma helped the Giants' to victory over the New England Patriots in Super Bowl XLVI by mimicking Wes Welker and Justin Edelman in practices leading up to the big game.



West Chester has never suffered a losing season in conference play under Zwaan's tutelage, authoring a 49-15 mark against the rest of the PSAC Eastern Division since 2003.

RB Rondell White set the school's single-season rushing record a year ago, toting the ball for 1,548 yards and 11 touchdowns. He also caught a team-high 51 passes for 624 yards and seven more scores. White led the nation in all-purpose yards (200.2) as well. WCU finished 7-4 overall and 4-3 in the PSAC Eastern Division behind NCAA II Playoff participants Shippensburg and Bloomsburg. A last-second touchdown on the road at East Stroudsburg, and a one-point loss at Bloomsburg was all that stood between the Rams and a share of the division crown.

Defensively, West Chester's run-stopping unit ranked second in the conference, led by sophomore MLB Ronell Williams, who became the first Golden Rams player to earn first-team All-America honors in his sophomore season. Williams led the conference in tackles with 119.

Zwaan put together a 7-4 campaign in 2009. However, the Golden Rams managed to win their final three games after having been knocked out of the divisional championship race. It marked the first time since Zwaan's first year at WCU that the football squad didn't reach the NCAAs and the first time it was not nationally ranked in the American Football Coaches' Association (AFCA) postseason poll since 2005.

Despite the disappointment in not reaching the postseason in 2009, West Chester's defense was the top-ranked unit in the PSAC, highlighted by a run defense that yielded just over 77 yards rushing per contest. The Golden Rams'

offense was ranked third in the PSAC under the guidance of sixth-year senior QB Joe Wright, who finished the year as the loop's second-rated passer.

West Chester finished 9-4 in 2008 with the school's second consecutive PSAC Eastern Division title in tow, marking the third straight nine-win campaign and second straight undefeated conference slate. As a result, West Chester captured the Division II team of the year award in the ECAC for the second straight season. The Golden Rams made it five postseason appearances in a row, topping Southern Connecticut State, 52-32, in the first round of the NCAA playoffs and setting a school record for most points in a playoff game.

West Chester boasted the conference's second-ranked offense, averaging 428 yards per game and scoring 58 touchdowns. Senior WR Mike Washington was the focal point of that offense, earning Division II first team All-America accolades and being honored as one of eight finalists for the Harlon Hill Trophy handed out to the Division II player of the year.





Bill Zwaan's 77 career wins on West Chester University's sideline is third all-time behind legendary head coach W. Glenn Killinger (147) and Rick Daniels (91).

In 2007, West Chester posted an overall record of 9-3 en route to the PSAC Eastern Division crown with a perfect 5-0 mark. The Golden Rams once again reached the NCAA II playoffs.

After guiding the Golden Rams to a 9-4 mark in 2006, including a first-round victory over Bryant in the postseason, West Chester captured its second Lambert Cup in the previous three years as the top team in the East.

In 2004, Zwaan was chosen the Pennsylvania State Athletic Conference Eastern Division coach of the year as his club posted a school-record 11 victories against just four losses. The Golden Rams won the PSAC East, captured the Division II Lambert Trophy for the first time since 1967 and claimed an NCAA Division II playoff victory for the first time in the history of the program.

Zwaan's magical run through the NCAA II playoffs ended with a loss to national power Valdosta State (Ga.) in the semifinals. It marked the first time that West Chester University won the NCAA regional championship and advanced to the semifinals in school history.

The former Widener University head football coach and director of athletics took over the Golden Rams' coaching reins in February of 2003. He led West Chester to an 8-3 mark, its most wins in a season since 1999.

In 2002, Zwaan completed his sixth and final year as head coach of perennial NCAA Division III powerhouse Widener by leading the Pride to their third consecutive Middle Atlantic Conference championship with a 9-1 mark. He stepped down from his post as both head coach and the school's athletics director to take over at West Chester.

Zwaan still owns the highest winning percentage in school history at Widener University with a .794 ledger (54-14). In 2001, he guided Widener to its second straight MAC title and a spot in the national quarterfinals. He produced the first undefeated regular season in 20 years and reached second in the Division III national

polls for five weeks during the campaign.

In addition to being named the MAC and Region II coach of the year in 2000, and again in 2001, Zwaan was named the Tri-State Region coach of the year by the Maxwell Football Club and was also honored as the American Football Monthly coach of the year.

Widener won a dozen games in both the 2001 (12-1) and 2000 (12-2) seasons and the Pride advanced to the NCAA Division III national semifinals in 2000. That year, Widener also captured the Division III Lambert Cup and also won the

Eastern College Athletic Conference Division III team of the year award.

Zwaan has produced 15 All-Americans and four academic All-Americans. His latest protégé, MLB Ronell Williams was the first sophomore All-America selection in Zwaan's coaching career. Additionally, WR Mike Washington caught for more than 4,000 yards during his college career and set numerous records on the national, conference and school levels. His record of 50 straight games with at least one pass reception is a Division II record and one shy of the NCAA record at any level.

Former Widener University wide receiver Michael Coleman became the first Pride drafted by the NFL in 20 years (2002) thanks to Zwaan's tutelage. Jim Jones, who along with Coleman, helped form the most formidable receiving tandem in the country, signed a free agent contract following the draft that same year.

Former Widener standout T.J. Hess received two of the highest honors in the nation as he was named Academic All-America of the Year for the college division (Divisions II, III, NAIA) and was one of 16 recipients of an \$18,000 postgraduate scholarship from the National Football Foundation and College Hall of Fame while playing for Zwaan.

Zwaan's football coaching career began at Monsignor Bonner High School where he was the offensive coordinator from 1977-79. He later served

stints at the University of Cincinnati and at the U.S. Merchant Marine Academy.

Following three years as merchandise general manager for the Philadelphia Spectrum, Zwaan joined Bill Cubit in 1988 at Martin County (Fla.) High School.

Zwaan was a standout quarterback at the University of Delaware during his college playing days, leading the Blue Hens to the 1974 NCAA Division II national championship game. He earned his bachelor's of science degree in Marketing Management in 1979.

Zwaan resides in Malvern, Pa., with his wife Rosemary. Together, they raised two children, Bill Jr., and Caroline. Zwaan's son is a 2008 graduate of West Chester University, who is currently the Golden Rams' offensive coordinator on his father's coaching staff.

**THE ZWAAN FILE**

Years	Team	Record	Postseason
1997	Widener	7-3	
1998	Widener	8-3	ECACs
1999	Widener	6-4	
2000	Widener	12-2	NCAAs
2001	Widener	12-1	NCAAs
2002	Widener	9-1	NCAAs
<b>6 years</b>		<b>54-14 (.794)</b>	
2003	West Chester	8-3	
2004	West Chester	11-4	NCAAs
2005	West Chester	8-4	NCAAs
2006	West Chester	9-4	NCAAs
2007	West Chester	9-3	NCAAs
2008	West Chester	9-4	NCAAs
2009	West Chester	7-4	
2010	West Chester	4-7	
2011	West Chester	5-6	
2012	West Chester	7-4	
<b>10 years</b>		<b>77-43 (.642)</b>	
<b>16 years</b>		<b>131-57 (.697)</b>	

**All-Time Football Coaching Records**

Years	Head Coach	Yrs.	W	L	T	PCT
1934-41; 45-59	W. Glenn Killinger	23	147	41	12	.765
1989-2002	Rick Daniels	14	91	69	1	.568
<b>2003-Present</b>	<b>Bill Zwaan</b>	<b>10</b>	<b>77</b>	<b>43</b>	<b>0</b>	<b>.642</b>
1965-71	Bob Mitten	7	51	15	0	.773
1984-88	Danny Hale	5	40	13	0	.755
1960-65	Jim Bonder	6	39	9	0	.813
1972-78	John Furlow	7	36	33	0	.522
1979-83	Otto Kneidinger	5	30	21	1	.587
1924-28	J. A. MacGovern	5	29	8	0	.784
1929-31	B. Conover	3	11	8	2	.571
1932-33	Howard Westcott	2	8	8	0	.500
1920, 22	Bert Hall	2	8	7	0	.533
1923	Herchel L. Mosier	1	7	0	0	1.000
1942	Henry J. Miller	1	5	3	1	.611
1921	Charles Martz	1	2	4	1	.357
		<b>91</b>	<b>576</b>	<b>276</b>	<b>18</b>	<b>.672</b>





## Gerald Toney

Assistant Head Coach/  
Special Teams/Safeties

20th season at WCU  
(West Chester '92)

Gerald Toney begins his 20th year as an assistant coach at his alma mater and is in his third season as assistant head coach. Toney had served as the team's offensive coordinator the three seasons prior to his promotion, helping head coach Bill Zwaan orchestrate the complex Spread Wing-T offense. Toney returned to the special teams unit and the defensive backs two years ago where he excelled before being named offensive coordinator. He will assume those roles while also continuing as recruiting coordinator.

Last season, Toney coached the conference's eighth-ranked defense against the pass, while his star pupil, John O'Donnell, returned two interceptions and one fumble for a TD, scoring three defensive touchdowns for the Golden Rams all by himself. In all, West Chester intercepted 13 passes in 2012 as both O'Donnell and sophomore LB Ronell Williams led the team with three picks each.

Toney was instrumental in the development of a unit that started three seniors with three more seniors second on the depth chart. This fall, the veteran defensive secondary coach will have to rebuild that unit, which was devastated by graduation. His challenge will be molding the defensive backs into an intimidating group that can carry on the strong tradition of excellent DBs at West Chester.

Toney's stint as offensive coordinator (2008-10) was very successful as WCU consistently ranked among the best in the conference in average yards per game. West Chester averaged better than 400 yards of total offense per game in each of Toney's three years as the OC.

In 2008, Toney tutored PSAC offensive player of the year and first team All-America wide receiver Mike Washington, who was a finalist for the Harlon Hill Trophy. The Golden Rams passing attack was considered one of the most dangerous in all of Division II and was a big reason WCU scored better than 30 points per game.

As recruiting coordinator for the Golden Rams, Toney is directly responsible for attracting some of the state's top talent to Chester County. His main focus is in-state talent, but does stretch to southern New Jersey and Delaware, bringing in some of the finest tri-state athletes.

Toney served as the special teams coach for the Golden Rams before his promotion to offensive coordinator in 2008. Over the last decade and a half, West Chester has boasted one of the conference's top special teams units year after year.

His former pupils include current fellow assistant, Osagie Osunde, who is fourth all-time in kick off returns and Brandon Simmons, who ranks seventh. Kevin Ingram ranks fifth all-time in punt returns while Kevin Garland is seventh.

A 1992 graduate of West Chester University with a degree in Health & Physical Education, Toney was a four-year letterwinner and member of two NCAA Division II playoff teams at West Chester. During his senior season, he was selected All-PSAC East and All-ECAC Division II. He was the team's captain his senior year.



## Mike Furlong

Defensive Coordinator/  
Cornerbacks

24th season at WCU  
(Canisius '86)

Mike Furlong returns for his 24th season on West Chester's sideline this fall in his familiar role as the Golden Rams' defensive coordinator for the 21st consecutive year. Furlong moved back to mentoring the linebackers two years ago, after his duties shifted slightly the previous three seasons sliding over to tutor the defensive backs following nearly two decades of overseeing the team's linebackers. Zwaan returned Furlong to his linebacking duties in 2011.

The laundry list of linebacking prospects that Furlong has produced during his almost two-and-a-half decades of coaching continues with sophomore MLB Ronell Williams and ILB Mike Labor. The two inside 'backers are considered to be the best tandem to come out of West Chester in Furlong's tenure. Williams led the Pennsylvania State Athletic Conference in tackles with 119 while his three interceptions ranked fifth in Division II among linebackers. Williams is on a pace to break the school's all-time tackles record held by former great Lateef Ferguson, who surpassed Lee Woodall's mark in 2007. Both Ferguson and Woodall were Furlong pupils during their playing days at West Chester.

In 2009, Furlong put together the top-ranked defense in the Pennsylvania State Athletic Conference, highlighted by the group's stinginess in the running game. West Chester allowed just 77 yards rushing on average per game, holding some of the conference's top tailbacks to under 100 yards. The Golden Rams ranked second in the conference in scoring defense, yielding just 17 points per contest as well. West Chester's four starting linebackers were widely considered the best unit in the conference with both Mike Dell and Sam Scott earning a spot in the Valero Cactus Bowl – a Division II all-star bowl game – in January 2009. Scott was named defensive MVP in that tilt, tying a Cactus Bowl record for tackles with 14.

Furlong has tutored the loop's defensive player of the year in three of the past five seasons. Dell took home the honor in 2008, following up former teammate Lateef Ferguson, who won the award in back-to-back campaigns in 2006 and 2007. More recently, Dell and Scott both enjoyed brief pro careers with Dell latching on to a pair of teams in the Arena Football League while Scott spent a year with the Calgary Stampeders in the Canadian Football League.

During Furlong's 20-year career on West Chester's sideline, he has mentored the school's top two career tackling leaders in Ferguson and former NFL linebacker Lee Woodall.

Ferguson earned D2Football.com second team All-America accolades in 2006. A Golden Rams player has been named PSAC defensive player of the year in the Eastern Division five times during Furlong's reign. Ben Tonan, sixth on the school's all-time tackles chart, won back-to-back honors in 1996 and 1997.

A 1986 graduate of Canisius College in Buffalo, N.Y., with a degree in Physical Education, Furlong was a wide receiver for the Golden Griffins for three years.

He and his wife, Julie, and their children, Megan and Shawn, reside in Honeybrook, Pa.





## Osagie Osunde

**Running Backs/  
Strength & Conditioning**

**2nd season at WCU  
(West Chester '07)**

One of West Chester University's most electric players when he donned the purple & gold, Osagie Osunde returns to his alma mater for his second season mentoring a new generation of running backs and special teams return men. His star pupil this fall will be senior Rondell White, who broke the school's single-season rushing record last fall and led the nation in all-purpose yards.

The Golden Rams' rushing offense ranked fourth in the Pennsylvania State Athletic Conference, boasting some of the league's most exciting young runners and return men. Behind White on the depth chart is Brandon Monk and Eddie Elliott. Both have doubled as return men for the Golden Rams and will do so again in 2013. West Chester runners ran for more than 2,000 yards last season and averaged 4.9 yards per carry, scoring a total of 17 touchdowns.

Osunde graduated from WCU in 2007 as the school's third all-time leading rusher. He ranks among the school's top six in 10 career categories spanning rushing, all-purpose and kick return records. Osunde rushed for 3,846 yards and averaged 6.4 yards per carry during his outstanding career. His 51 rushing touchdowns is the school standard as well. He also ranks second all-time in all-purpose yards with 5,844, second in points scored with 342 and second in touchdowns with 57. Osunde is also third all-time in kick return yards in a career and average per return. He is one of only three Golden Rams to amass 2,000 all-purpose yards in a single season as well.

He volunteered his time with West Chester University's football program in 2011 and 2012, before being hired on full-time in the summer of 2012.

Since receiving his master's degree from West Chester University in Business Administration in 2009, Osunde has been the owner and CEO of Muscle Gauge Nutrition in Glen Mills, Pa.

Osunde graduated from West Chester University with his bachelor's of science degree in Marketing in 2007. While an undergrad student at WCU, he was the Student-Athlete Advisory Council president in 2007 and 2008 while also being affiliated with LASO and appearing on the Dean's List.



## Bill Zwaan Jr.

**Offensive Coordinator/  
Wide Receivers/  
Quarterbacks**

**3rd season at WCU  
(West Chester '08)**

Bill Zwaan Jr., enters his third season alongside his father on West Chester's sideline. He will serve as the Golden Rams' offensive coordinator, assisting his father with the Spread Wing-T offense that he ran nearly to perfection during his playing days at WCU. He also serves as the team's academic coordinator and works with the wide receivers.

In his first two seasons at West Chester, the younger Zwaan helped tutor a pair of second-team All-PSAC East performers in LaRonn Lee and Tim Keyser. Lee eclipsed 1,000 yards last fall while an injury to Keyser kept him just shy of that career mark. The wide receivers returning to the fold in 2013 is perhaps the best collective unit ever assembled at West Chester University. Zwaan will guide their progress in addition to his offensive coordinator duties.

The younger Zwaan authored one of the best careers under center during his four years at West Chester University. Now, he continues to impart that knowledge on a group of very young quarterbacks and very talented wide receivers as he tries to do his part in getting the Golden Rams back to the postseason.

The 2008 graduate of West Chester University also spent a year at Lycoming College, getting a taste for coaching at the college level, and now enters his fourth year overall as a college football assistant coach.

One of the school's all-time great signal callers, Zwaan ranks fifth all-time in school history in career passing yards (6,298) and touchdown passes (65) while placing sixth in both career pass attempts (655) and completions (378).

Zwaan holds three school records at West Chester. He holds the school record for most consecutive games with at least one TD pass (17) while holding records in average passing yards per completion (9.6) and average passing yards per attempt (16.7). He is one of only five former WCU quarterbacks to throw for more than 6,000 yards and 60 touchdowns in a career.

Aside from his statistics rolled up between 2004-07, Zwaan was at the helm for some of West Chester's most successful seasons. The Golden Rams were 26-11 with Zwaan as their starting quarterback and reached the NCAA II playoffs all three seasons. In 2006, Zwaan guided West Chester to the second round of the NCAAs as the Rams won nine games, despite playing just four of its 13 contests at home.

Zwaan is married to the former Carolyn Kacergis, who also graduated from West Chester University where she starred on defense while serving as team captain of the women's lacrosse squad that reached the national championship game her senior year.





## **Jim Brazill**

**Defensive Ends**

**9th season**

**West Chester ('75)**

Jim Brazill Sr., enters his ninth season at his alma mater as an assistant coach for the West Chester University Golden Rams. He takes over as the Rams' mentor of the defensive ends.

Brazill has tutored the running backs, tight ends, linebackers and also doubled as the team's strength & conditioning coach during his nearly decade of service to his alma mater. In 2012, he takes on his newest challenge of teaching the defensive ends.

Eric Edwers returns as West Chester's top pass rusher on the end. Brazill will have a talented bunch of defensive ends to coach this fall as West Chester tries to improve its pass rush this coming year.

A 1975 graduate of West Chester University, Brazill holds both a bachelor's and a master's degree in Physical Education from the university. He was a linebacker for the Golden Rams during his undergraduate years in the mid 1970s for legendary head coach John Furlow.

Brazill will begin his 37th year of teaching at Salesianum (Del.) High School this fall and had spent nearly three decades on the coaching staff at that institution before jumping on board at West Chester University where both of his sons (Jim Jr. and Mike attended and played on the football team). He served for 11 years as the head coach at Salesianum, taking his team to the Delaware High School state championship in 1993.

A resident of Coatesville, Pa., Brazill's eldest son, Jim, spent five years on West Chester's coaching staff, before stepping away from the college coaching scene at the end of last year. The younger Brazill was a team captain and an All-PSAC East selection for WCU in 2003 and again in 2004. Brazill's other son, Mike, graduated from West Chester University in 2008 and is currently the equipment manager at his alma mater.



## **Nick Sama**

**Offensive Line**

**11th season**

**Juniata College ('77)**

Nick Sama enters his 11th season with West Chester University. The veteran mentor will again coach the offensive line. Sama followed Bill Zwaan from Widener University to West Chester University in 2003. The two have spent the last 16 campaigns together on the same staff.

Last fall, running back Rondell White broke the school's single-season rushing record with 1,548 yards while also scoring 18 touchdowns. He led the country in all-purpose yards per game (200.2). All of those accomplishments were made possible by one of the top offensive lines in the Pennsylvania State Athletic Conference. The Golden Rams' offense ranked fourth in rushing and fifth in total offense in the PSAC while ranking third in fewest sacks allowed.

Throughout Sama's storied coaching career, he has molded relatively young and inexperienced groups into some of the top offensive line units in the conference and taken seasoned veterans with a strong knowledge of the game and tremendous talent for the sport and taught them how to lead an offense into the postseason.

Trey Farmer was an All-PSAC East selection a year ago while Chris Faix was both all-league and All-ECAC in 2011. Sama has tutored 20 All-PSAC selections in his 11 years at West Chester. He placed at least one WCU offensive lineman on the first-team squad from 2004 to 2009.

Sama tutored an offensive line unit that started three red-shirt freshmen in 2008 and turned it into one of the top offensive lines in the PSAC. His efforts in molding the Golden Rams' front wall are sometimes overlooked. However, West Chester's offensive line was a big reason the Golden Rams ranked second in the PSAC in passing and third overall in total offense in 2009.

While at Widener, Sama coached the offensive line for 19 years in the highly regarded Middle Atlantic Conference, winning nine championships. He also has coached in several Eastern College Athletic Conference and NCAA Division III playoff games while his tutoring has produced numerous all-conference and All-America linemen.

As a freshman during his college playing days in 1973, Sama was a member of the Juniata College team that finished second in the nation after competing in the Amos Alonzo Stagg Bowl - the NCAA Division III national championship game.

The 1973 graduate of West Catholic High School in Philadelphia received multiple postseason commendations, including all-catholic, all-city, all-state and all-scholastic honors.

Sama was chosen to the 1970's "Philadelphia Team of the Decade," and he was selected Philadelphia Area person of the year in 1991. In 1992 Sama was honored by his alma mater and inducted into the West Catholic High School Hall of Fame.

Sama earned his masters degree in Education from St. Joseph's (Pa.) University, and he currently teaches social studies and serves in the Student Assistance Program in the prestigious Unionville-Chadds Ford School District. He currently resides in Chadds Ford, Pa.





**Pat Spadaro**  
**Tight Ends/Off. Tackles**  
**1st season**  
**Bloomsburg ('06)**

Pat Spadaro begins his first season with West Chester University and head coach Bill Zwaan. He will be tasked with coaching the tight ends and offensive tackles.

Spadaro helped out with the Golden Rams' spring drills this past April, before being hired on full-time at the beginning of fall camp in August. In just a short time at West Chester University, Spadaro has made a big impact on the football program.

Spadaro comes to West Chester from Bloomsburg University where he spent the last three years as an assistant coach under former BU head coach and WCU alum Danny Hale. Spadaro coached the tight ends last fall for the Huskies while mentoring the defensive line his first two years in Bloomsburg. Last fall, Bloomsburg's rushing game set a new conference record for rushing yards in a single season (3,789).

While at Bloomsburg, Spadaro also created a freshman academic support program, which arranged for study halls and tutors while monitoring the first-year players' academic progress.

Spadaro graduated from Bloomsburg University in 2006 with a bachelor's degree in Political Science. He finished up work on his master's degree from Bloomsburg University in Exceptionalities in May 2012.



**JoJo Patrick**  
**Asst. Offensive Line**  
**4th season**

JoJo Patrick enters his fourth season at West Chester University as an assistant coach, helping out with the offensive line. He came to the Golden Rams' program from nearby Widener University where he spent 2009 as an assistant coach with the Pride.

Patrick mentored the defensive line at Widener and spent two seasons at Valley Forge Military College before that, working with the special teams unit. He also gained experience working with linebackers as well as strength & conditioning while at Valley Forge.

Patrick is in the midst of his fifth season of coaching at the four-year intercollegiate level. His knowledge and expertise will be put to good use with a very experienced and talented offensive line. Patrick will assist current offensive line coach Nick Sama with the development of that unit again in 2013.



**Joe Walsh**  
**Defensive Tackles**  
**1st season**  
**West Chester ('72)**


Joe Walsh joins head coach Bill Zwaan's coaching staff this fall following one of the most successful high school head coaching careers in Chester County. He will mentor the defensive tackles at his alma mater.

Walsh assisted the West Chester University football program this past April during spring drills. His knowledge and expertise has been a tremendous help to the football program.

Walsh was the head coach at nearby West Chester Henderson High School for 20 years (1992-2011), racking up a career record of 148-117 and three Ches-Mont League championships in tow. Additionally, Walsh was named Ches-Mont League coach of the year on three occasions and Chester County Area coach of the year four times. Walsh also won a Delaware Valley championship in 1990 as head coach at Sun Valley High School.

A 1972 graduate of West Chester University, Walsh never strayed very far from his routes and always kept strong ties to his alma mater. He is currently a Killinger Foundation board member and has been for the past six years. His knowledge of the game of football and familiarity with the institution makes him a perfect fit for Coach Zwaan's staff.

Walsh served as a Health & Physical Education teacher in the West Chester Henderson School District from 35 years, before retiring in 2008. He is also a co-founder and partner in W&W Option Football Camps, LLC., which has been around since 2001.



**Bill Shuey**  
**Linebackers**  
**2nd season**  
**Slippery Rock ('95)**

Bill Shuey is in his second season with the West Chester Golden Rams football staff. He brings with him 10 years of NFL experience with the Philadelphia Eagles.

Last fall, Shuey mentored perhaps the best inside linebacking tandem in the Pennsylvania State Athletic Conference in Ronell Williams and Mike Labor. Williams earned first-team AFCA All-America honors a year ago and led the PSAC in tackles due in large part to the contributions of Coach Shuey to West Chester's coaching staff.

During his decade in the NFL, Shuey has held a myriad of positions including: linebackers coach, defensive assistant coach, quality control coach on both the offensive and defensive side of the ball and assistant to head coach Andy Reid. He worked his way up the coaching chain, eventually settling in as the Eagles' linebackers coach where he signaled in defensive plays from the sideline and made in-game adjustments.

Shuey received the honor of coaching the NFC Pro Bowl linebackers in 2009. While in Honolulu, he supervised practices and drills preceding the NFL's all-star game. During the competition, Shuey oversaw defensive substitutions and alignments.

He received his bachelor's of science degree in Sport Management with a minor in Business Administration from Slippery Rock University in 1995. He received his master's degree in Physical Education from West Virginia University in 1998.

Shuey and his wife reside in Chester Springs, Pa.



# West Chester Football | 2013 Roster

No.	Name	Pos.	Ht.	Wt.	Cl.	Hometown/High School	(Last Team)
1	Eddie Elliott	RB	5-10	180	So.	Bethlehem, Pa./Freedom	
2	Al-Hajj Shabazz	DB	6-2	185	Jr.	Philadelphia, Pa./Bartram	
3	Pat McCabe	DB	6-2	190	Fr.	Malvern, Pa./St. Joe's Prep.	
4	Anthony Brown	RB	5-9	180	Fr.	Ephrata, Pa./Conestoga Valley	
5	Courtland Bragg	WR	5-9	180	So.	Winslow, N.J./Winslow	
6	Kevin Malone	DB	6-0	190	R-Fr.	Philadelphia, Pa./West Catholic	
7	LaRonn Lee	WR	6-2	200	R-Fr.	Lancaster, Pa./Penn Manor	
8	Andrew Derr	QB	6-2	210	R-Fr.	Willow Grove, Pa./Upper Dublin	
9	Pat Moriarty	QB	6-2	185	Fr.	Harrilton, Pa./Gladwyne	
10	Sean McCartney	QB	6-2	195	Sr.	Doylestown, Pa./Archbishop Wood	
11	James Rusenko	QB	6-4	215	So.	Mechanicsburg, Pa./Mechanicsburg	
12	Shannon Mayer	WR	6-1	185	R-Fr.	Norristown, Pa./Norristown	
13	Jared Bonacquisti	FB	6-0	220	Sr.	Boothwyn, Pa./Garnet Valley	
14	Drew Loughery	QB	6-1	215	Jr.	Plymouth Meeting, Pa./LaSalle HS	(Temple)
15	Kyle Keyser	DB	5-11	185	R-Fr.	Garnet Valley, Pa./Garnet Valley	
17	Jordan Banks	WR	6-1	170	Fr.	Harrisburg, Pa./Susquehanna Twp.	
18	Ryan Corkery	QB	6-1	175	Fr.	Garnet Valley, Pa./Garnet Valley	
19	Tony McGuane	WR/P	6-1	190	Fr.	Dunnellen, N.J./Dunnellen	
20	John McGilligan	DB	5-11	188	R-Fr.	Dunnellen, N.J./Clifton Heights	
21	Adam Dempsey	WR	6-3	195	So.	Secane, Pa./Cardinal O'Hara	
22	Aramon Piedra	DB	5-11	165	Fr.	Philadelphia, Pa./Imhotep	
23	Jarel Elder	RB	5-7	160	Fr.	Allentown, Pa./Parkland	
24	Rondell White	RB	5-11	180	Sr.	West Chester, Pa./Rustin	
25	Tim Keyser	WR	5-11	190	Sr.	Garnet Valley, Pa./Garnet Valley	
26	Brandon Spatz	DB	6-1	215	Fr.	Philadelphia, Pa./Father Judge	
27	Clint Passarella	DB	5-9	180	So.	Harleysville, Pa./Souderton	
28	Brandon Monk	RB	5-8	155	So.	West Grove, Pa./Avon Grove	
29	Dan Sherry	DB	6-3	210	Fr.	Havertown, Pa./St. Joseph's Prep.	
30	Blaise Schieler	DB	5-10	170	R-Fr.	Lansdowne, Pa./West Catholic	
31	Justin Howe	DB	5-11	185	R-Fr.	Downingtown, Pa./Downingtown East (Shippensburg)	
32	Brandon Pepper	DB	5-10	195	So.	Levittown, Pa./Pennsbury	
33	Byron Cooper	DB	6-0	205	R-Fr.	Philadelphia, Pa./Imhotep	
34	Anthony McCloskey	DL	6-1	235	Sr.	Glen Mills, Pa./Cardinal O'Hara	
35	Pete Galiano	DB	5-9	180	Fr.	Haddon Heights, Pa./Canden Catholic	
36	Joe DeMaio	DB	6-0	180	Fr.	Springfield, Pa./Cardinal O'Hara	
37	Jeremy Irving	DB	6-0	185	R-Fr.	Garnet Valley, Pa./Garnet Valley	(Bloomsburg)
38	Dylan Thomas	FB	6-0	220	Fr.	Northern York, Pa./Dillsburg	
39	Camille Max	FB	5-10	220	Jr.	Philadelphia, Pa./Northeast	
40	Ralph Reeves	LB	6-1	230	R-Fr.	North Wales, Pa./North Penn	
41	Kenny Williams	DB	5-10	175	R-Fr.	Conshohocken, Pa./Plymouth Whitemarsh	
42	Drew Formica	LB	6-0	210	So.	Newtown Square, Pa./Cardinal O'Hara	
43	Mike Labor	LB	6-3	225	Jr.	Havertown, Pa./St. Joseph's Prep.	(James Madison)
44	Shawn Krautzel	DB	6-3	205	Sr.	Prospect Park, Pa./Interboro	
45	Drew Persa	LB	6-2	215	So.	Bethlehem, Pa./Liberty	
46	Shawn Leo	PK	5-9	165	Sr.	Harleysville, Pa./Souderton	
47	Grant Garbutt	DB	6-3	205	Fr.	Berwyn, Pa./Conestoga	
48	Ryan Pannella	DB	6-0	185	Fr.	Phoenixville, Pa./Phoenixville	
49	Nasheed Parker	DB	6-0	170	R-Fr.	Philadelphia, Pa./Imhotep	
50	Kevin Duggan	LB	6-0	205	Fr.	Chalfont, Pa./Central Bucks West	
51	Tyler Morrissey	LB	6-3	240	R-Fr.	Springfield, Pa./Springfield (Delco)	
52	Ronell Williams	LB	6-1	230	Jr.	Chester, Pa./Chester	
53	Derek Schatz	OL	6-3	285	Jr.	Churchville, Pa./Council Rock South	(Villanova)
54	Eric Edwers	DE	6-2	255	Sr.	Mount Vernon, N.Y./Milford Academy	
55	Kayo Bakare	DE	6-2	230	Jr.	Schwenksville, Pa./Perkiomen Valley	
56	Mike Culbreath	LB	6-1	230	Jr.	Hatfield, Pa./North Penn	



No.	Name	Pos.	Ht.	Wt.	Cl.	Hometown/High School	(Last Team)
57	Justice Smith	OL	6-0	215	Fr.	Collegeville, Pa./Pope John Paul	
58	Brandon Dalberto	OL	6-3	250	Fr.	Berwick, Pa./Berwick	
59	Adam Citko	OL	6-6	330	Sr.	Southampton, Pa./Archbishop Wood (Delaware)	
60	Jamiel Sims	DL	5-11	260	Jr.	Matawan, N.J./Cliffwood	
62	Pete Kirlin	DE	6-0	225	Fr.	Haverford, Pa./Havertown	
63	Brian Butler	DL	6-2	245	So.	North Wales, Pa./Archbishop Wood	
64	Chris DiValentino	DL	6-2	275	Sr.	Jenkintown, Pa./Jenkintown	
66	Trey Farmer	OL	6-1	280	Sr.	Hatfield, Pa./North Penn	
67	Doug Gilbert	OL	6-4	315	R-Fr.	Mount Laurel, N.J./Lenape	
68	James Colivas	OL	6-3	290	Jr.	Drexel Hill, Pa./Monsignor Bonner	
70	Justin Bathurst	OL	6-4	270	Sr.	Lansdale, Pa./North Penn	
71	Tyler Drob	OL	6-3	280	Fr.	Cherry Hill, N.J./Cherry Hill East	
72	Devan LaBau	OL	6-3	285	Fr.	Wilmington, Del./St. Mark's	
74	Michael Unger	OL	6-3	285	Fr.	Slatington, Pa./Parkland	
75	Antoine Bland	OL	6-4	325	Jr.	Philadelphia, Pa./Simon Gratz	
76	Vince Lostracco	OL	6-4	290	Fr.	Philadelphia, Pa./Father Judge	
77	Alex Host	OL	6-4	250	Fr.	Haverford, Pa./Havertown	
78	Andrew Cohen	DL	6-2	265	So.	Holland, Pa./Council Rock South	
79	Evyn Stadulis	OL	6-3	295	Fr.	Willow Grove, Pa./Upper Moreland	
80	Mohammed Diabate	WR	6-3	200	Jr.	Philadelphia, Pa./Bartram	(Asa College)
81	Connor McGrath	TE	6-4	235	Fr.	King of Prussia, Pa./Upper Merion	
82	Shawn Driggins	TE	6-2	240	So.	Chester, Pa./Cardinal O'Hara	
83	Jim Hurley	WR	6-0	180	R-Fr.	Wayne, Pa./St. Joseph's Prep.	
84	Bill Ford	TE	6-4	235	Fr.	Malvern, Pa./Parkside	
85	Erick Brundidge	WR	6-0	170	Jr.	Philadelphia, Pa./Northeast	
86	Tim Brown	TE	6-3	235	So.	Drexel Hill, Pa./Upper Darby	
87	A.J. DePietro	WR	6-2	190	R-Fr.	Glen Mills, Pa./Garnet Valley	
88	Mike Gallo	TE	6-4	235	So.	Cinnaminson, N.J./Cinnaminson	
89	Marcus Sydnor	WR	5-10	160	Fr.	Haverford, Pa./Havertown	
90	Rich Bruno	P	6-1	180	Jr.	Holland, Pa./Council Rock South	
91	John Dubyk	DE	6-1	235	Fr.	Sellersville, Pa./Pennridge	
92	Barry Lyons	DE	6-3	265	So.	Mechanicsburg, Pa./Cumberland Valley	
93	George Shipp	DE	6-2	220	Fr.	Harleysville, Pa./North Penn	
94	Chuck Kuklinski	LS	6-0	190	So.	Doylestown, Pa./Central Bucks West	
95	Ian Nanni	DT	6-4	270	Fr.	Glenmoore, Pa./Downingtown West	
96	Josh Ganzelli	DT	6-1	265	Fr.	Downingtown, Pa./Downingtown East	
97	Demrick Cook	DE	6-3	305	Sr.	Reading, Pa./Reading	
98	Kavon Johnson	DE	6-2	270	R-Fr.	Conshohocken, Pa./Plymouth Whitemarsh	
99	Shaquil Ryder	DL	6-3	290	R-Fr.	Philadelphia, Pa./Imhotep	

## 2013 Alphabetical Roster

No.	Name.....	Pos.	No.	Name.....	Pos.	No.	Name.....	Pos.	No.	Name.....	Pos.
55	Bakare, Kayo.....	DE	82	Driggins, Shawn.....	TE	72	LaBau, Devan.....	OL	22	Piedra, Aramon.....	DB
17	Banks, Jordan.....	WR	71	Drob, Tyler.....	OL	43	Labor, Mike.....	LB	40	Reeves, Ralph.....	LB
70	Bathurst, Justin.....	OL	91	Dubyk, John.....	DE	7	Lee, LaRonn.....	WR	11	Rusenko, James.....	QB
75	Bland, Antoine.....	OL	50	Duggan, Kevin.....	LB	46	Leo, Shawn.....	PK	99	Ryder, Shaquil.....	DL
13	Bonacquisti, Jared.....	FB	54	Edwers, Eric.....	DE	76	Lostracco, Vince.....	OL	53	Schatz, Derek.....	OL
5	Bragg, Courtland.....	WR	23	Elder, Jarel.....	RB	14	Loughery, Drew.....	QB	30	Schieler, Blaise.....	DB
4	Brown, Anthony.....	RB	1	Elliott, Eddie.....	RB	92	Lyons, Barry.....	DE	2	Shabazz, Al-Hajj.....	DB
86	Brown, Tim.....	TE	66	Farmer, Trey.....	OL	6	Malone, Kevin.....	DB	29	Sherry, Dan.....	DB
85	Brundidge, Erick.....	WR	84	Ford, Bill.....	TE	39	Max, Camille.....	FB	93	Shipp, George.....	DE
90	Bruno, Rich.....	P	42	Formica, Drew.....	LB	12	Mayer, Shannon.....	WR	60	Sims, Jamiel.....	DL
63	Butler, Brian.....	DL	35	Galiano, Pete.....	DB	3	McCabe, Pat.....	DB	57	Smith, Justice.....	OL
59	Citko, Adam.....	OL	88	Gallo, Mike.....	TE	10	McCartney, Sean.....	QB	26	Spatz, Brandon.....	DB
78	Cohen, Andrew.....	DL	96	Ganzelli, Josh.....	DT	34	McCloskey, Anthony.....	DL	79	Stadulis, Evyn.....	OL
68	Colivas, James.....	OL	47	Garbutt, Grant.....	DB	20	McGilligan, John.....	DB	89	Sydnor, Marcus.....	WR
97	Cook, Demrick.....	DE	67	Gilbert, Doug.....	OL	81	McGrath, Connor.....	TE	38	Thomas, Dylan.....	FB
33	Cooper, Byron.....	DB	77	Host, Alex.....	OL	19	McGuane, Tony.....	WR/P	74	Unger, Michael.....	OL
18	Corkery, Ryan.....	QB	31	Howe, Justin.....	DB	28	Monk, Brandon.....	RB	24	White, Rondell.....	RB
56	Culbreath, Mike.....	LB	83	Hurley, Jim.....	WR	9	Moriarty, Pat.....	QB	41	Williams, Kenny.....	DB
58	Dalberto, Brandon.....	OL	37	Irving, Jeremy.....	DB	51	Morrissey, Tyler.....	LB	52	Williams, Ronell.....	LB
36	DeMaio, Joe.....	DB	98	Johnson, Kavon.....	DE	95	Nanni, Ian.....	DT			
21	Dempsey, Adam.....	WR	15	Keyser, Kyle.....	DB	48	Pannella, Ryan.....	DB			
87	DePietro, A.J.....	WR	25	Keyser, Tim.....	WR	49	Parker, Nasheed.....	DB			
8	Derr, Andrew.....	QB	62	Kirlin, Pete.....	DE	27	Passarella, Clint.....	DB			
80	Diabate, Mohammed	WR	44	Krautzel, Shawn.....	DB	32	Pepper, Brandon.....	DB			
64	DiValentino, Chris.....	DL	94	Kuklinski, Chuck.....	LS	45	Persa, Drew.....	LB			



# 2013 Depth Chart – Preseason

## Offense

<b>FL</b>	7	LaRonn Lee***	Jr.	6-2	200
	85	Erick Brundidge**	Jr.	6-0	170
<b>TE</b>	82	Shawn Driggins*	So.	6-2	240
	86	Tim Brown	So.	6-3	235
<b>LT</b>	70	Justin Bathurst**	Sr.	6-4	270
	67	Doug Gilbert	R-Fr.	6-4	315
<b>LG</b>	66	Trey Farmer***	Sr.	6-1	280
	71	Tyler Drob	Fr.	6-3	280
<b>C</b>	53	Derek Schatz*	Jr.	6-3	285
	68	James Colivas*	Jr.	6-3	290
<b>RG</b>	68	James Colivas*	Jr.	6-3	290
	75	Antoine Bland**	Jr.	6-4	325
<b>RT</b>	59	Adam Citko**	Sr.	6-6	325
	74	Michael Unger	Fr.	6-3	285
<b>QB</b>	10	Sean McCartney**	Jr.	6-2	195
	14	Drew Loughery*	Jr.	6-1	215
<b>RB</b>	24	Rondell White***	Sr.	5-11	190
	28	Brandon Monk*	So.	5-8	155
<b>FB</b>	13	Jared Bonacquisti***	Sr.	6-0	220
	39	Camille Max*	So.	5-10	220
<b>SE</b>	25	Tim Keyser***	Sr.	5-11	190
	21	Adam Dempsey*	So.	5-9	195

## Defense

<b>DE</b>	64	Chris DiValentino*	Sr.	6-2	275
	92	Barry Lyons*	So.	6-3	255
<b>DT</b>	78	Andrew Cohen*	So.	6-2	265
	97	Demrick Cook**	Sr.	6-3	305
<b>DT</b>	34	Anthony McCloskey***	Sr.	6-0	245
	98	Kavon Johnson	R-Fr.	6-2	270
<b>DE</b>	54	Eric Edwers***	Sr.	6-2	245
	55	Kayo Bakare*	Jr.	6-1	230
<b>ILB</b>	43	Mike Labor**	Jr.	6-3	225
	56	Mike Culbreath**	Jr.	6-1	230
<b>MLB</b>	52	Ronell Williams**	Jr.	6-1	230
	45	Drew Persa*	So.	6-2	225
<b>OLB</b>	42	Drew Formica*	So.	6-0	210
	69	Teon Lee*	So.	6-2	215
<b>CB</b>	2	Al-Hajj Shabazz**	Jr.	6-1	185
	20	John McGilligan	R-Fr.	5-11	190
<b>SS</b>	44	Shawn Krautzel***	Sr.	6-2	205
	6	Kevin Malone	R-Fr.	6-0	190
<b>FS</b>	32	Brandon Pepper	So.	5-10	195
	27	Clint Passarella	So.	5-9	180
<b>CB</b>	30	Blaise Schieler	R-Fr.	5-10	170
	35	Pete Galiano	Fr.	5-9	180

## Special Teams

<b>PK</b>	46	Shawn Leo***	Sr.	5-9	165	<b>KOR</b>	28	Brandon Monk*	So.	5-8	155
	31	Will Huff*	Jr.	6-1	205		20	Eddie Elliott*	So.	5-10	180
<b>P</b>	90	Rich Bruno**	Jr.	6-1	180	<b>PR</b>	24	Rondell White***	Sr.	5-11	190
	31	Will Huff**	Jr.	6-1	205		28	Brandon Monk*	So.	5-8	155
<b>H</b>	90	Rich Bruno**	Jr.	6-1	180	<b>LS</b>	94	Chuck Kuklinski*	So.	6-0	190



# ***The 2013 Golden Rams***



***GOLDEN RAMS FOOTBALL***



# Great Expectations Abound For Veteran Gridiron Gang

Charles Dickens classic novel, *Great Expectations*, describes the 2013 West Chester University Golden Rams football club to a tee. After a pair of losing seasons and an improved, but still sub-standard 7-4 campaign in 2011, this year's Golden Rams certainly seem to be coming of age.

It's been a while since West Chester University's football team could say that it is a legitimate contender for the Eastern Division title in the Pennsylvania State Athletic Conference (PSAC). However, players and coaches alike have one goal in mind as preseason camp opens. The Golden Rams last played in the "State Game" in 2008, a loss to California (Pa.) on the road, but this group has some scores to settle and will not be satisfied with second place.

"We are looking for a pretty good year this year," Head coach Bill Zwaan stated matter-of-factly. "

With seven starters returning on each side of the ball, a pair of all-league kickers in place and two of the most electric return men in the conference ready to go, West Chester seems to have all the pieces of the puzzle in place. It is just hoping that the picture has them holding the blue trophy high above their heads at Farrell Stadium on Nov. 16. To do that, the Golden Rams will need to get past defending champion Shippensburg and returning Harlon Hill Trophy winner Zach Zulli at quarterback while also taking down perennial rival Bloomsburg and another Harlon Hill runner-up Franklyn Quietta at running back. Nobody said the road to the championship was going to be easy. But the 2013 edition of West Chester University football has the makeup to knock off the other two heavy hitters in the East.

"We have all the pieces to be a great team," White added. "We just have to put it together."

Senior RB Rondell White will take a shot at the school's all-time rushing record while

fifth-year junior quarterback Sean McCartney sees what he can do, after missing all of last year with a broken leg suffered against Delaware in the season opener. A lot of weapons return offensively while perhaps two of the most feared inside linebackers anchor a defense that stacks up to be even better than last year's unit. Juniors Mike Labor and Ronell Williams tie everything together for a defense that ranked second in the PSAC against the run a year ago. A trio of seniors up front will also shut down the run and generate a pass rush. Senior place-kicker Shawn Leo was an all-region selection at the end of last year and is on the verge of breaking nearly every kicking record in the WCU record book. Junior punter, Rich Bruno, was a second-team All-PSAC East pick last fall as well. Though his 36.6 yards per punt seems a bit low, Bruno landed 10 of his boots inside the opponent's 20-yard line and coverage forced 12 fair catches. In fact, West Chester opponents returned just five punts for a total of 24 yards in 11 games last year.

Maneuvering the mind field that is the PSAC Eastern Division is as daunting a challenge as there is in Division II. Outside of the top three teams in the preseason coaches' poll (Shippensburg, Bloomsburg, West Chester) sits Kutztown and East Stroudsburg. The Golden Bears are one year removed from a squad that was an NCAA participant while ESU returns

one of the most prolific passers in Division II. The Warriors offense has always been able to score points. Stopping its opponents from doing the same has been the challenge. Any of those five programs could end up at the top of the heap by the middle of November. The rest of the division probably has some work to do to stay with the pace-setters. But, with a new head coach at Millersville, Lock Haven switching over to the East and Cheyney returning most of its starters on both sides of the ball, these teams could have

## Golden Rams' Snap Shot

**2012 Finish:** 7-4 overall, 4-3 (T, 3rd) in PSAC East

**Last East Division Title:** 2008

**Last PSAC Title:** 1971 (Division champions only 1988-2007)

**Last Time Reached NCAAs:** 2008

**Returning Starters:** 18 (7 offense, 7 defense, 4 special teams)

**Returning All-Leaguers:** 6 – 1st team – RB Rondell White, MLB Ronell Williams; 2nd team – RG Trey Farmer, NG Anthony McCloskey, SS Shawn Krautzel, P Rich Bruno

**Players To Watch:** QB Sean McCartney, WR Shannon Mayer, WR LaRonn Lee, RB Rondell White; DE Eric Edwers, ILB Mike Labor, NG Anthony McCloskey, MLB Ronell Williams SS Shawn Krautzel

**Primary Strengths:** Seven starters return on each side of the ball. Six all-league selections return as well. The first unit for the Golden Rams will be excellent. If West Chester can avoid the injury bug, this team is poised for a big year. QB Sean McCartney is in his fifth year, RB Rondell White is coming off the best season in school history, and linebackers Mike Labor and Ronell Williams are among the best in the country. Defensively, the front seven lost just one player.

**Potential Concerns:** An offensive line that is talented in its first seven, is very young in the second and third units. The starters have to stay healthy. The defensive secondary is very young as well. Krautzel and CB Al-Hajj Shabazz must stay healthy and carry the load back there.

a say in who wins the division crown.

"We are ready for any challenge you put in front of us," White stated. "This is a hungry bunch of guys out here. We know that we will be fine, if we put it all together."

## QUARTERBACKS

Head coach Bill Zwaan enters his 11th season at West Chester with unbridled enthusiasm and his sights set on the program's first division title since 2008. His complicated Spread Wing-T offense has always relied on a quarterback that knows the system and can pull the strings like a gifted marionette handler. Junior signal-caller Sean McCartney is in his fifth year running that offense, and Zwaan finally has the experience under center that he needs to make his offense click. For the first time in a while, Zwaan feels he has a quarterback with control of the offense.

"You could see that (McCartney) was coming into his own last year," Zwaan said. "He knew where he wanted to go with the football, and you could see that he was comfortable running the whole offense.

"That is the goal for all of our quarterbacks in this offense. When they are younger, it is harder because they don't want to make the wrong decision. Sean understands the offense and knows what we want him to do. So, he is making the right decision 95 percent of the time."

McCartney has made nine starts in his previous three years. West Chester holds a 4-3 record against Division II opposition with McCartney under center. In 2011, his last campaign as starting quarterback, McCartney threw for 1,471 yards and completed 54.2 percent of his



Rondell White broke the school's single-season rushing record with 1,548 yards. He also led all Division II with 200.2 all-purpose yards per game in 2012.



# McCartney And White Orchestrate High-Powered Offense

passes. Expect those numbers to improve dramatically as he has now put two more years under his belt in Zwaan's offense.

"It's a complicated system," McCartney admitted. "But, if you do what (Coach Zwaan) wants you to do and you play within the system, then it is easy to get down. (The system) puts a lot of the pressure on the quarterback's shoulders, which I like. It gives you the freedom to make the checks you want to make. It really is a fun offense."

Behind McCartney on the depth chart is junior Drew Loughery, who was the backup to Mike Mattei a year ago, after McCartney went down in game one. He is only in his second year running the offense, but has caught on quickly. Loughery appeared in five games, mostly in mop-up duty, and went 3-for-5 for 30 yards. He is an athletic quarterback with good instincts for the position. That has enabled him to pick up Zwaan's offense more quickly.

Red-shirt sophomore James Rusenko would be third after McCartney and Loughery. Zwaan felt like he needed to move Rusenko to tight end at the end of spring ball. However, Rusenko has proven himself to be too valuable at quarterback. Now in his third year in Zwaan's system, Rusenko is starting to show some of that promise that Zwaan and the coaching staff saw coming out of Mechanicsburg High School.

"We are pretty deep at quarterback," Zwaan interjected. "I feel good about the guys behind (McCartney).

Rusenko has one appearance in his college career (versus LIU-Post last fall). He needs some game experience to sharpen his skills. That opportunity may come this year as his confidence grows.

Red-shirt freshman Andrew Derr and a pair of true freshmen, Ryan Corkery and Pat Moriarty fill in the depth at the quarterback position. This fall will be a learning experience for that trio of signal-callers. However, the coaching staff is confident that they will develop in time.

## RUNNING BACKS

Senior Rondell White is the featured back in Zwaan's offense. He will be the workhorse and see most of the snaps at tailback. And why shouldn't he? White broke the school's single-season rushing record last fall with 1,548 yards on the ground while also leading all of Division II in all-purpose yards per game (200.2). White can do it all. He is fast, hits the hole with aggression and is decisive in his decision-making. He also tied for the team lead in receptions with 51 catches out of the backfield. No running back in West Chester history caught that many passes in a single season, nor did they ever lead the team in catches.

"(Rondell White) does a lot of things well. In addition to running ball, he catches the ball well out of the backfield, makes a lot of people miss and it is great having him back." Zwaan offered.

White ranks 11th on the school's all-time

rushing charts with 2,347 yards in three seasons. His 4.561 all-purpose yards is fifth all-time at West Chester. He certainly has stated his case as one of the most dangerous players to don the purple & gold. White rushed for more than 200 yards in a game four times last fall and his five 200-plus games is a school record as well.

Behind White, Zwaan has a pair of running backs that could most likely be starting in almost any other PSAC school's backfield. Red-shirt sophomore Brandon Monk and sophomore Eddie Elliott have shown a great deal of ability running the ball. Each of them doubles as return men on punts and kick offs. Monk was the team's second-leading rusher with 235 yards on the ground, including one touchdown. He averaged 6.4 yards per carry. Elliott amassed 56 yards rushing and scored a TD as well.

West Chester ranked fourth in the PSAC and rushed for over 2,000 yards combined as a team – thanks in large part to White's efforts – and scored 17 rushing touchdowns. With the top three running backs returning, the Golden Rams are both deep and talented in the backfield. Zwaan and his staff can continually run fresh legs into the game, keeping the opposition at bay.

Fullbacks are not featured all that often in Zwaan's offense. However, senior Jared Bonacquisti is a returning starter, who is a gifted blocker and receiver out of the back. He ran the ball five times in 2012 and caught three passes. Bonacquisti provides stability at the position and works well with White, Monk and Elliott. Behind him is junior Camille Max, who has also been listed as a linebacker on the Golden Rams' roster. He should start to make the switch full time to fullback this fall. Max has a low center of gravity and runs hard.

Three freshman running backs round out

the ground game in 2013. They are most likely staring at a red-shirt season. Anthony Brown, Jarel Elder and Dylan Thomas are all learning the offense.

## WIDE RECEIVERS

Saying that your team's leading returning wide receiver is a running back would not normally be a vote of confidence in a program's group of wideouts. However, West Chester welcomes back a plethora of talent on the perimeter that Rondell White just complements with his exploits out of the backfield.

LaRonn Lee needs to bounce back from a sub-par 2012, but has all the size, strength and ability to be one of the PSAC's top pass catchers. His long arms and leaping ability enable him to come down with a lot of balls that defensive backs just don't have the opportunity to defend. On the other side, senior Tim Keyser is back from a leg injury that ended his campaign a year ago just six games in. Both have caught for over 1,000 yards in their college careers and are as sure-handed as they come. Lee caught 15 passes for 225 yards and a pair of scores last year while Keyser caught six passes for 88 yards and a touchdown.

Junior Erick Brundidge caught six touchdown passes last year and finished third on the team in receptions with 22. He racked up 414 yards receiving and averaged 18.8 yards per catch. The track star possesses blazing speed and is a threat to take it to the house whenever he catches a pass. Adam Dempsey finished with 15 receptions, same as Lee, for 162 yards and a TD. He is back and expected to put up bigger numbers this year. With Keyser and Dempsey on the end and Lee and Brundidge filling in at flanker, QB Sean McCartney has plenty of weapons to choose from at wide receiver. The



Sean McCartney returns from a season-ending leg injury in the 2012 opener. He is in his fifth year emerged in head coach Bill Zwaan's Spread Wing-T offense.



# Healthy Offensive Line Could Pave Way To Championship



Sr., LG Trey Farmer was second team All-PSAC a year ago. He is one of four returning starters along the offensive line. That unit needs to stay healthy if West Chester is to make a run at a division title in 0123.

Rams can also go four or five wide without sacrificing athletic receivers as capable targets.

Red-shirt freshman Shannon Mayer has also been the topic of conversation since the spring season concluded. He has a great deal of potential. The Rams' coaching staff is excited to see where he fits into the fold. Mayer has been labeled one of the top receivers to come to West Chester since Mike Washington – high praise for the second-year man out of Norristown. Senior Nick Hall also saw considerable playing time last fall and will provide a lot of depth at wide receiver. He knows the offense and works well with McCartney. Courtland Bragg also made the move over to wide receiver from the defensive side of the ball. He was a defensive back his first two years in school, but did a nice job in the spring catches passes on offense.

A pair of red-shirt freshmen, A.J. DePietro and Jim Hurley have a leg up on the rest of the receivers in camp. They have been in the system longer and have worked with all of the quarterbacks to improve their standing on the depth chart. True freshman Jordan Banks, Tony McGuane, Ted Patton and Marcus Sydor will have to wait and see how they fit into the mix. This year's recruiting class focused on wideouts and this group is talented. But, they will most likely have to wait their turn in the pecking order.

## TIGHT END

There is not a tight end on West Chester's roster that has caught a college pass, which is a bit unusual for a program that has seen its fair share of talented tight ends come through the system. However, Coach Zwaan will look to a pair of sophomores, Shawn Driggins and Tim Brown, to carry the load. Driggins appeared in nine games last fall and even made three starts, mainly when West Chester opened in a double-TE set. He has the most experience of the returning ends. However, Brown is capable and

has earned his second spot on the depth chart.

True freshmen Bill Ford and Connor McGrath and sophomore Mike Gallo will also fight for playing time at tight end, if either Driggins or Brown do not work out.

## OFFENSIVE LINE

Three seniors and two juniors make up the Golden Rams' starting offensive line. Second-team All-PSAC pick Trey Farmer headlines the group up front at left guard. He is a two-year returning starter and an all-region candidate. Joining Farmer up front as a returning starter is senior Adam Citko at right tackle. The remaining offensive linemen slotted in at the top of the depth chart have considerable playing experience and collectively make up one of the top lines in the PSAC.

Center Derek Schatz transferred in from Villanova a year ago and made an immediate impact, platooning with Brian Margetich. Schatz is a very skilled center, who now has a year under his belt in the Golden Rams' system.

Junior James Colivas has paid his dues as a reserve for the first two years of his career. He is ready to step into the spot at right guard, next to Citko, and open holes for Rondell White and the other running backs. Senior Justin Bathurst protects QB Sean McCartney's blind side at left tackle. He, too, has been paying his dues in a reserve role during his college career. However, he has seen plenty of playing experience, and the coaching staff feels comfortable with him on the left side.

Junior Antoine Bland should also work his way onto the field at right guard. If anything were to happen to Colivas, or if Colivas had to slide over to center in place of Schatz, Bland would fill the hole at right guard. He has plenty of game experience and is capable of starting, if he needed. These six offensive linemen are proven and game-tested. They will shoulder

the burden of protecting McCartney and giving White and his entourage room to run.

"I like the top seven guys that are returning," Zwaan disclosed. "We are really happy with that group. They are a mature group of guys. They understand what we are trying to do, and they practice well."

"We are going to be young in the second level because we have a couple freshmen, who are going to have to be backups. That's the concern. If we can keep that first seven healthy, then we are going to be really good."

Red-shirt freshman Doug Gilbert will push Bathurst for playing time at left tackle. The coaching staff likes his development in such a short time and feels he is ready to show what he can do on the field. After that, the offensive line lacks the depth most coaches covet with their "big uglies". True freshmen Michael Unger and Tyler Drob appear on the Rams' depth chart in the preseason. No doubt, the coaching staff likes their potential. However, they would prefer to give them a year to mature at the college level, before throwing them into the fire.

Amongst the other offensive linemen on the roster, only sophomore Barry Lyons has collegiate experience. Everyone else is a true freshman. Lyons has a year in the system and could move up the depth chart quickly. Matt Brockman, Brandon Dalberto, Alex Horst, Devan LaBau, Vince Lostracco, Justice Smith and Evan Stadulis are all part of a recruiting class that was heavy on offensive linemen.

## DEFENSIVE LINE

Senior Eric Edwers is poised for a breakout year, and nobody knows that better than the man himself. He knows the coaching staff is looking to him to be a leader of this group, but to also lead by example. Edwers doesn't consider that pressure. He considers it a challenge that he is willing to accept. If West Chester's pass rush, which ranked 13th in the conference last fall, is going to be any better this time around, then it is up to Edwers to set the bar.

"It's not really pressure," Edwers explained. "It's what's expected. It should be a breakout season for all of us up front."

Classmate Anthony McCloskey returns at nose guard, and sophomore Andrew Cohen is back at defensive tackle where West Chester welcomes back three of four starters on the defensive line. McCloskey is a team co-captain, who made 28 tackles a year ago, including five for a loss. Cohen led the squad in QB sacks as a freshman with 4.5. He made 33 stops, including 7.5 tackles for a loss.

Senior Chris DiValentino is the only newcomer to the starting lineup on the line. He played in all 11 games last fall and finished with 20 tackles. Behind him is sophomore Barry Lyons, who may also be playing on the offensive side of the ball this season. Last year, he finished with 10 tackles, including one sack. Another senior, Demrick Cook, is slated second on the depth chart to Cohen. He brings plenty of game



# Young Secondary Needs To Rise To The Occasion



Jr., Ronell Williams led the PSAC in tackles last year with 119 stops. He was named first-team All-America by the AFCA at the end of last season.

experience to the table as well.

Red-shirt freshman Kavon Johnson had his rookie season cut short against Delaware as well last year. He showed quite a bit of potential in his short stint on the field against the Blue Hens. Johnson is an interior lineman with a lot of quickness and strength. He should push the incumbents for playing time.

Finally, junior Kayo Bakare made the move from linebacker to down lineman on the end last fall and showed a great deal of success in that role. He will be back to support Edwers on the outside. Together the two will provide the biggest threat in the pass rush.

For a unit that was second in the conference against the run, Zwaan feels that was just the tip of the iceberg.

“What did we lose? One guy up front,” Zwaan asked. “So, yeah. I expect us to be better against the run this year.”

Newcomers to the team, Jamiel Sims and Matt Sanderson will have to see where they fit in, along with Brian Butler. They are listed as interior defensive lineman in the preseason, but things could change as camp progresses. Red-shirt freshman Shaquil Ryder will fight for time with freshmen John Dubyk, Pete Kirlin and George Shipp. Ian Nanni and Josh Ganzelli are interior prospects.

## LINEBACKERS

To listen to Coach Zwaan talk about his linebackers and see his eyes light up, you can see why people throughout the country are taking notice of Ronell Williams and Mike Labor. Zwaan labels both as pro prospects while calling the duo close to one of the best tandems he has every coached at that position. Quite hon-

estly, the Golden Rams reserves at linebacker are some of the more impressive athletes on the team. The group behind Williams and Labor are just as capable.

Williams was a first team American Football Coaches' Association (AFCA) All-America pick last year – the first sophomore in school history to earn that distinction – and led the PSAC in tackles with 119. Labor, who has been plagued with injuries for much of his career, still posted 48 tackles in eight contests last season.

Sophomore Drew Formica is the outside linebacker in Zwaan's 4-3 formation. He posted 10 tackles a year ago in a reserve role and on special teams. The rest of West Chester's talented 'backers will see the bulk of their playing time on special teams with some action getting in on downs. Drew Persa and Mike Culbreath are the next line behind Williams and Labor. Culbreath notched 47 tackles in 2012. Teon Lee is slated to be Formica's backup at outside linebacker. He is a converted fullback and younger brother to LaRonn Lee. The younger Lee has picked up the linebacker position very well in such a short time. He got some playing time on downs a year ago at linebacker and should see his playing time increase again this fall.

“What's good about (having so many talented linebackers) is that linebackers make up the special teams. So, they will always find their way onto the field,” Zwaan said. “But, they will get their chances when we have an opportunity to give guys a rest, or if injuries occur, which happened last year.”

Red-shirt freshmen Ralph Reeves and Tyler Morrissey are talented. Freshman Kevin Duggan was the only linebacker in this year's recruiting class.

## DEFENSIVE BACKS

The defensive secondary is where West Chester suffered its greatest losses. John O'Donnell scored three defensive touchdowns a year ago, and Bob Sabol was credited with 12 pass breakups. However, the presence of team co-captain Shawn Krautzel at strong safety, and the experience of Al-Hajj Shabazz on one corner should help considerably. No doubt, some younger players are going to have to step up. But, the coaching staff feels that the younger talent in the secondary is ready to meet that challenge.

Right now, the younger DBs rising to the top of the depth chart include Brandon Pepper at free safety and Blaise Schieler at the other cornerback. They enter camp as the other two starters in the backfield. Two red-shirt freshmen, a true freshman and a junior round out the two-deep depth chart for the Golden Rams entering camp. John McGilligan and Kevin Malone are the two red-shirts while Pete Galiano is the true freshman.

Coach Zwaan needs these young kids to make an adjustment quickly and fill in when called upon. Clint Passarella, the junior in the group, is the only player on the second level in the defensive backfield that has any collegiate playing experience. In fact, he is the only non-freshman or red-shirt freshman in the secondary, after Krautzel, Shabazz and Pepper.

The rest of the secondary, Pat McCabe, Kyle Keyser, Aramon Piedra, Brandon Spatz, Dan Sherry, Byron Cooper, Joe DeMaio, Jeremy Irving, Kenny Williams, Grant Garbutt, Ryan Pannella nor Nasheed Parker have played a college down in their careers.



Sr., Safety Shawn Krautzel will anchor a very young secondary, which will start a pair of sophomores and another red-shirt freshman.



# West Chester Should Contend For PSAC East Crown

Any injuries to the starting unit in the secondary could mean some growing pains in a conference that seems to be saturated with throwing quarterbacks and pass-happy offenses.

## SPECIAL TEAMS

Senior All-Super 1 Region place-kicker Shawn Leo returns as does second team All-PSAC East punter, junior Rich Bruno, highlighting West Chester's special teams. Leo will graduate with almost every school record and is one of the most prolific kickers in Golden Rams' history. Leo has made 82 percent of his field goal attempts in his career and is one of the most accurate kickers Coach Zwaan has been around. But, what is most important is that Leo is very accurate from over 40 yards. He is 10-for-15 (67 percent) from beyond 40 yards in his career with one of those misses a 56-yarder that was long enough, but just wide of the upright last year at Clarion.

Bruno averaged 36.6 yards per punt a year ago, but earned the reputation of having a lot of hang time on his kicks that allowed for just five punt returns against the Golden Rams last year. He pinned 10 inside the 20-yard line and boomed five longer than 50 yards.

"(Bruno) has such a strong leg that he gets great hang time on his punts," Zwaan said. "Every once in a while the strength of his leg comes out and he gets off a 60-yarder. But, I think, opposing coaches recognized that he consistently had a lot of hang time that prevented them from getting returns."

In the return game, both Brandon Monk and Eddie Elliott are back. Rondell White could also begin the season returning punts for the

Golden Rams as well. Monk ranked fifth in the PSAC averaging 25.6 yards per kickoff return. He returned 17 kicks for 436 yards, including a 75-yarder. Elliott returned eight kicks for 141 yards, averaging 17.6 per return. Monk averaged 12.1 yards per punt return. He brought back nine punts for 109 yards. White returned one punt and one kick last year, but has plenty of experience in the return game. White ranks seventh all-time at WCU in kick-return average (19.9).

Junior Will Huff is Leo's backup at place-kicker while wide receiver Tony McGuane can also punt. Huff has a little game experience, but not enough to challenge Leo for the No. 1 spot. He is certainly a capable reserve.

Handling the long snaps again for the Golden Rams will be sophomore Chuck Kuklinski. He was West Chester's long-snapper for all 11 games as a freshman. He gives the coaching staff and the kickers somebody they can rely on for consistency in the snaps. His experience should help dramatically in the kicking game.

## OVERVIEW

A healthy offensive line throughout the season may be the difference between a championship season and a second- or third-place finish in the division. Questions also exist in the secondary with just two game-experienced players returning. However, there is just too much talent elsewhere for West Chester to not be excited about the upcoming season. A junior QB in his fifth year with the nation's all-purpose yardage leader returning to the backfield will put a great deal of pressure on opposing defenses. Red-shirt freshman Shannon Mayer is a young

player to watch while LaRonn Lee should have a breakout year. That makes West Chester multi-dimensional with the ball.

Defensively, six of the front seven return, which means the "box" will look much like it did a year ago for the Golden Rams. Labor and Williams are two of the best linebackers in Division II while Edwers, McCloskey and Cohen will plug holes up front. If the secondary stays healthy, and Krautzel and Shabazz can stabilize that unit, then West Chester's defense will be tough on which to move the ball.

The PSAC East can be a meat-grinder and this year is no different. Bloomsburg and Shippensburg will be tough games. However, look for West Chester to be right in the mix for the division title with a trip back to the NCAA II Playoffs more than likely in mid-November.



Sr., PK Shawn Leo will graduate as one of the best kickers in school history. Leo has already re-written the school's record book in just three years.

## PSAC Preseason Coaches' Poll


### EASTERN DIVISION 1st Place Votes

- 1) Shippensburg (6)
- 2) Bloomsburg (1)
- 3) West Chester (1)
- 4) Kutztown
- 5) East Stroudsburg
- 6) Lock Haven
- 7) Millersville
- 8) Cheyney

### WESTERN DIVISION 1st Place Votes

- 1) Indiana (Pa.) (7)
- 2) Mercyhurst (1)
- 3) Slippery Rock
- 4) California (Pa.)
- 5) Gannon
- 6) Edinboro
- 7) Clarion
- 8) Seton Hill





**KAYO BAKARE** **55**  
 DEFENSIVE END  
 JR.  
 6-2 • 230 LBS. • 2 VL  
 (SCHWENKSVILLE, PA./ PERKIOMEN VALLEY)

Very talented football player, who has seen considerable playing time during his career ... used on the outside as a pass rusher mostly ... possesses a great deal of ability ... came into the program as a linebacker ... made the move to down lineman rather seamlessly ... injury knocked him out of the 2011 campaign in the preseason ... returned to his old form last season ... quick and athletic ... good first step on the pass rush ... physical lineman ... not afraid of contact ... versatile athlete ... the coaching staff will have to find a spot for him on the field ... really surprised a great deal of people with his performance as a down lineman ... coaching staff expects to get him on the field much more this fall ... will begin the year in a reserve role behind Eric Edwers ... should still get on the field a great deal though ... coming off an excellent spring practice ... two-year letterwinner.

**2012:** Appeared in four games ... injured for the first seven games of the season ... played in the final four contests ... finished with 18 tackles on the year ... posted six solo stops and 12 assisted stops ... recorded 1.5 tackles for a loss and one sack ... managed a career-high 10 tackles against Cheyney ... registered a career-best seven assisted stops ... picked up his only sack of the season at Bloomsburg ... recorded four tackles at Clarion in season finale ... picked up half a tackle for a loss against Cheyney ... had two assisted tackles against Shippensburg ... posted a pair of tackles at Bloomsburg.

**2011:** Red-shirted ... did not appear in a contest.

**2010:** Appeared in 10 games ... registered 24 tackles ... ranked 18th on the Golden Rams ... recorded 10 unassisted tackles and 14 assisted stops ... posted two tackles for a loss, including one sack ... registered a season-high five tackles in win over Cheyney ... posted four stops against Shippensburg one week earlier in front of a national television audience ... notched a tackle in nine of the 10 games in which he appeared ... posted three tackles in a game on three different occasions (Slippery Rock, Bloomsburg, Indiana (Pa.)) ... registered his lone sack in the Golden Rams' season finale at Indiana (Pa.) ... recorded 1.5 tackles for a loss in that game ... credited with .5 tackles for a loss at Bloomsburg ... posted season-high two unassisted tackles in back-to-back weeks against C.W. Post and Shippensburg ... his four assisted stops against Cheyney the following week was a season-best ... recorded three assisted tackles at Slippery Rock.

Career Stats:											
Defense	GP	UA	A	Total	TFL-Yds.	Sack-Yds.	Int.	PD	FF	FR	Blks
2010	10	10	14	24	2.0-6	1.0-4	0	0	0	0	0
2011	Red-shirted										
2012	4	6	12	18	1.5-2	1.0-1	0	0	1	0	0
<b>Totals</b>	<b>14</b>	<b>16</b>	<b>26</b>	<b>42</b>	<b>3.5-8</b>	<b>2.0-5</b>	<b>0</b>	<b>0</b>	<b>1</b>	<b>0</b>	<b>0</b>

**Bakare's Career Highs**  
**Total Tackles:** 10. vs. Cheyney, 10/27/12  
**Unassisted Tackles:** 3. vs. Cheyney, 10/27/12  
**Assisted Tackles:** 7. vs. Cheyney, 10/27/12  
**Tackles For A Loss:** 1.0. at Bloomsburg, 11/3/12  
**Sacks:** 1.0. at Bloomsburg, 11/3/12  
**Fumbles Forced:** 1. vs Cheyney, 10/27/12



**JUSTIN BATHURST** **70**  
 OFFENSIVE LINE  
 SR.  
 6-4 • 270 LBS. • 3 VL  
 (LANSDALE, PA./NORTH PENN)


One of West Chester's top offensive lineman ... slated to be the starter at left tackle ... will protect the quarterback's backside ... coming off an excellent spring practice as he enters fall camp ... has waited his entire college career for this shot ... ready to step into that role and lead an offensive line that is talented among the starting five ... excellent one-on-one blocking skills ... possesses good footwork ... will be an impact player for the Golden Rams ... will also be a mentor for the younger offensive linemen ... entering his fifth year in head coach Bill Zwaan's offense ... knows the offense and knows what the coaches expect from him ... three-year letterwinner.

**2012:** Appeared in all 11 games ... did not make a start ... part of an offensive line that allowed just 12 sacks and ranked third in the PSAC in that category ... WCU ranked 23rd nationally as well ... offensive line helped RB Rondell White break the school's single-season rushing record with 1,548 yards rushing ... WCU ranked fourth in the PSAC in rushing offense (188 yards per game) ... White turned in four 200-yard rushing performances as well ... WCU ranked fifth in the PSAC in total offense (433 yards per game).

**2011:** Appeared in five games ... did not make a start ... made appearances opposite Slippery Rock, Shippensburg, Cheyney, Kutztown and Millersville ... four of his five appearances came against PSAC Eastern Division opponents.

**2010:** Appeared in two games ... did not figure statistically ... made collegiate debut opposite Cheyney ... also played against Millersville in home finale ... part of an offensive line that allowed just 18 sacks and ranked third in the conference in passing ... also ranked tied for third in the PSAC in fewest sacks allowed (18) ... WCU's rushing offense ranked 10th in the PSAC.

**2009:** Red-shirted ... did not appear in a contest.



**ANTOINE BLAND** **75**  
 OFFENSIVE LINE  
 JR.  
 6-4 • 325 LBS. • 2 VL  
 (PHILADELPHIA, PA./ SIMON GRATZ)

Big, strong offensive lineman, who switched over to the defensive line last fall ... has made the switch back to the offensive side of the ball and has flourished ... coming off a good spring practice ... back in his comfortable home on offense ... coaching staff liked his versatility and athleticism ... has really flourished on offense ... knowledge he gained from playing defense may help him in his pass protection this season ... listed second on the depth chart at right guard in the preseason ... possesses a great deal of potential ... two-year letterwinner.




**2012:** Appeared in five games ... did not make a start ... part of an offensive line that allowed just 12 sacks and ranked third in the PSAC in that category ... WCU ranked 23rd nationally as well ... offensive line helped RB Rondell White break the school's single-season rushing record with 1,548 yards rushing ... WCU ranked fourth in the PSAC in rushing offense (188 yards per game) ... White turned in four 200-yard rushing performances as well ... WCU ranked fifth in the PSAC in total offense (433 yards per game).

**2011:** Appeared in six games ... did not make a start ... registered 10 tackles on the season as an interior lineman ... made four solo stops and six assisted stops ... made career-high five tackles at Shippensburg ... made collegiate debut against East Stroudsburg with one tackle ... assisted on one tackle at Cheyney and assisted on two more against Kutztown ... also picked up an assisted tackle at Millersville.

**2010:** Red-shirted ... did not appear in a contest.

Career Defensive Stats:											
Defense	GP	UA	A	Total	TFL-Yds.	Sack-Yds.	Int.	PD	FF	FR	Blks
2011	6	4	6	10	0.0-0	0.0-0	0-0	0	0	0	0
2012	5	0	0	0	0.0-0	0.0-0	0-0	0	0	0	0
<b>Totals</b>	<b>11</b>	<b>4</b>	<b>6</b>	<b>10</b>	<b>0.0-0</b>	<b>0.0-0</b>	<b>0-0</b>	<b>0</b>	<b>0</b>	<b>0</b>	<b>0</b>

**Bland's Career Highs**  
**Total Tackles:** 5, at Shippensburg, 10/8/11  
**Unassisted Tackles:** 3, at Shippensburg, 10/8/11  
**Assisted Tackles:** 2, twice (last vs. Kutztown 10/29/11)



**JARED** **13**  
**BONACQUISTI**  
 FULLBACK  
 SR.  
 6-0 • 220 LBS. • 3 VL  
 (BOOTHWYN, PA./GARNET VALLEY)

Returning starter at fullback ... two-way player at the end of 2011 season ... began 2011 at linebacker, but made the switch to fullback in midseason ... was still inserted into games at both positions throughout the remainder of the 2011 campaign ... was strictly a fullback last fall for the Golden Rams ... saw most of his playing time on special teams as a red-shirt freshman ... versatile athlete ... could fill any number of roles for the coaching staff ... type of player that will do anything – play any position – to get on the field ... tough, hard-nosed player ... physical blocker on offense ... is not asked to carry the football much out of the backfield ... however, he is utilized much more in the passing game ... good hands out of the backfield ... participated in the bone marrow donor program in the summer of 2011 and was identified as a match ... underwent the bone marrow surgery to help save a life ... the offseason surgery did not slow him down one bit ... returned to camp in the fall ready to pick up where he left off ... three-year letterwinner.

**2012:** Appeared in all 11 games ... made two starts ... West Chester rarely opened the game in a two-back set ... finished the year with five carries for 13 yards and a pair of touchdowns ... averaged 2.6 yards per carry ... also caught three passes for 42 yards ... averaged 14.0 yards per reception ... his two TDs came against Cheyney ... carried the ball a career-high three times against LIU-Post ... finished with 10 yards rushing ... did not figure statistically in any other contests.

**2011:** Appeared in 10 games ... did not make a start ... registered two tackles on the year ... mostly on special teams ... posted one unassisted tackle and one assisted stop ... intercepted a pass at Millersville ... rushed

five times for 16 yards ... averaged 3.2 yards per carry ... caught one pass for eight yards ... carried the ball twice for a season-high 11 yards at Cheyney ... rushed twice for three yards at Shippensburg ... rushed once for two yards at Millersville.

**2010:** Appeared in all 11 games ... registered 14 tackles ... mostly on special teams ... posted four unassisted tackles and 10 assisted stops ... credited with a QB hurry at Kutztown ... recorded career-high three tackles on two occasions (Delaware, Shippensburg) ... posted career-best two assisted stops in back-to-back games against Shippensburg and Cheyney ... also had two assisted tackles against Delaware and Indiana (Pa.) in season opener and season finale, respectively ... recorded unassisted tackles against Delaware, Edinboro, Shippensburg and Bloomsburg.

**2009:** Red-shirted ... did not appear in a contest.


Career Stats:	Rushing					Receiving				
	Year	GP	Att.	Yards	TD	Avg.	No.	Yds.	TD	Avg.
2010	11	0	0	0	0	0.0	0	0	0	0.0
2011	10	5	16	0	3.2	1	8	0	8.0	
2012	11	5	13	2	2.6	3	42	0	14.0	
<b>Totals</b>	<b>32</b>	<b>10</b>	<b>29</b>	<b>2</b>	<b>2.9</b>	<b>4</b>	<b>50</b>	<b>0</b>	<b>12.5</b>	

Defense	GP	UA	A	Total	TFL-Yds.	Sack-Yds.	Int.	PD	FF	FR	Blks
2010	11	4	10	14	0.0-0	0.0-0	0	0	0	0	0
2011	10	1	1	2	0.0-0	0.0-0	1-9	1	0	0	0
2012	11	1	1	2	0.0-0	0.0-0	0	0	0	0	0
<b>Totals</b>	<b>32</b>	<b>6</b>	<b>12</b>	<b>18</b>	<b>0.0-0</b>	<b>0.0-0</b>	<b>1-9</b>	<b>1</b>	<b>0</b>	<b>0</b>	<b>0</b>

**Bonacquisti's Career Highs**  
**Rushes:** 3, vs. LIU-Post, 10/13/12  
**Rushing Yards:** 11, at Cheyney, 10/15/11  
**Long Rush:** 12, at Cheyney, 10/15/11  
**Rushing Touchdowns:** 2, vs. Cheyney, 10/27/12  
**Receptions:** 1, four times (last vs. Cheyney, 10/27/12)  
**Receiving Yards:** 29, vs. Cheyney, 10/27/12  
**Long Reception:** 29, vs. Cheyney, 10/27/12  
**All-Purpose Yards:** 32, vs. Cheyney, 10/27/12  
**Total Tackles:** 3, twice (last vs. Shippensburg, 10/7/10)  
**Unassisted Tackles:** 1, five times (last vs. Shippensburg, 10/20/12)  
**Assisted Tackles:** 2, four times (last at Indiana (Pa.), 11/13/10)  
**Interceptions:** 1, at Millersville, 11/5/11  
**Long Interception Return:** 9, at Millersville, 11/5/11





**COURTLAND 5**  
**BRAGG**

WIDE RECEIVER  
So.  
5-9 • 180 LBS. • 1 VL  
(WINSLOW, N.J. / WINSLOW)


Young wide receiver in West Chester's talented perimeter ... made the switch from defensive back his first two years in the program to the offensive side of the ball ... red-shirted his freshman season ... found his way onto the field in a limited role last fall ... should see his playing time increase with his switch to offense ... could also be a candidate for the special teams ... willing to do whatever the coaching staff needs ... can help the Golden Rams in any number of ways ... explosive when he has the ball in his hands ... letterwinner.

**2012:** Appeared in four games ... did not make a start ... credited with two solo tackles ... registered one tackle in consecutive contests against Millersville and Kutztown ... also saw action against California (Pa.) and Cheyney ... did not figure statistically, other than his pair of tackles.

**2011:** Red-shirted ... did not appear in a contest.

Career Defensive Stats:											
Defense	GP	UA	A	Total	TFL-Yds.	Sack-Yds.	Int.	PD	FF	FR	Blks
2012	4	2	0	2	0.0-0	0.0-0	0	0	0	0	0
<b>Totals</b>	<b>4</b>	<b>2</b>	<b>0</b>	<b>2</b>	<b>0.0-0</b>	<b>0.0-0</b>	<b>0</b>	<b>0</b>	<b>0</b>	<b>0</b>	<b>0</b>

**Bragg's Career Highs**  
**Total Tackles:** 1, twice (last at Kutztown, 9/22/12)  
**Unassisted Tackles:** 1, twice (last at Kutztown, 9/22/12)



**TIM 86**  
**BROWN**

TIGHT END  
So.  
6-3 • 235 LBS.  
(DREXEL HILL, PA. / UPPER DARBY)

Young tight end ... possesses all the tools to be a good tight end at this level ... still learning the offense and adjusting to the college game ... should see some playing time this fall ... part of a group of tight ends that do not have a lot of experience ... playing time is up for grabs at that position ... will have every opportunity to make his mark ... coaching staff is pleased with his progress.

**2012:** Did not appear in a contest.

**2011:** Red-shirted ... did not appear in a contest.



**ERICK 85**  
**BRUNDIDGE**

WIDE RECEIVER  
JR.  
6-0 • 170 LBS. • 2 VL  
(PHILADELPHIA, PA. / NORTHEAST)

Exciting wide receiver in West Chester's program ... tall and lanky ... also a member of the Golden Rams' track & field squad ... runs the sprints on the track team ... tremendous speed ... stretches the field and puts pressure on the opposing defense ... has developed his pass-catching ability over the past three years ... very dangerous in the open field ... will not be caught from behind ... coaching staff wants to get him the ball in open spaces and let him run ... should see considerably more playing time this fall ... may be one of the main targets for QB Sean McCartney ... hard to miss his 6-5 frame ... a threat to score every time he catches the ball ... should eclipse 1,000 yards receiving for his career at some point this fall ... two-year letterwinner.

**2012:** Appeared in all 11 games ... did not make a start ... finished third on the team with 22 catches ... caught 22 passes for 414 yards and six touchdowns ... his six TDs ranked tied for second on the club ... averaged 18.8 yards per catch last year ... hauled in a season-high 69-yard TD reception against Millersville ... posted a career day against the Marauders ... collected five passes for 156 yards and three touchdowns ... all career-highs ... that was his only 100-yard receiving game of his career ... also caught TD passes against Gannon, East Stroudsburg and Clarion.

**2011:** Appeared in all 11 games and made two starts ... ranked sixth on the team with 13 receptions ... caught for 401 yards and three touchdowns ... averaged 30.8 yards per reception ... returned one kickoff 19 yards ... tied for fifth on the team with 18 points ... racked up 420 all-purpose yards ... set career highs with three catches for 88 yards against Bloomsburg ... caught an 81-yard touchdown pass at Cheyney ... caught a pair of passes at Millersville for 87 yards ... hauled in a 43-yard reception against Indiana (Pa.) ... his 19-yard kickoff return came at Cheyney ... had 8-yard receptions against Delaware and Kutztown ... caught a pass in nine of the 11 games in which he appeared, including the final eight games.

**2010:** Red-shirted ... did not appear in a contest.

Career Stats:					
Year	GP	Receiving			
		No.	Yards	TD	Avg.
2011	11	13	401	3	30.8
2012	11	22	414	6	18.8
<b>Totals</b>	<b>22</b>	<b>35</b>	<b>815</b>	<b>9</b>	<b>23.2</b>

Kick Returns				
Year	No.	Yards	TD	Avg.
2011	1	19	0	19.0
2012	0	0	0	0.0
<b>Totals</b>	<b>1</b>	<b>19</b>	<b>0</b>	<b>19.0</b>

**Brundidge's Career Highs**  
**Receptions:** 5, vs. Millersville, 9/15/12  
**Receiving Yards:** 156, vs. Millersville, 9/15/12  
**Touchdowns:** 3, vs. Millersville, 9/15/12  
**Long Reception:** 81, at C.W. Post, 10/1/11  
**Long Kickoff Return:** 19, at Cheyney, 10/15/11  
**All-Purpose Yards:** 156, vs. Millersville, 9/15/12





**RICH BRUNO** **90**

PUNTER  
JR.  
6-1 • 180 LBS. • 2 VL  
(HOLLAND, PA. /  
COUNCIL ROCK SOUTH)

Junior incumbent punter, who returns as the team's top punter for the third straight year ... will also double as the kickoff specialist for the second straight year ... strong leg ... excellent hang time on his punts ... has developed into one of the best punters in the PSAC ... kickoffs typically reach the end zone ... very consistent with his kickoffs ... punting has developed nicely as well ... named second team All-PSAC East ... two-year letterwinner.

**2012:** Appeared in 10 games ... averaged 36.6 yards per punt ... boomed a season-high 59-yarder ... forced 12 fair catches and landed 10 punts inside the opponent's 20-yard line ... opponents were only able to return five punts all season ... booted five punts longer than 50 yards ... 34 punts for 1,246 yards on the season ... named second team All-PSAC East.

**2011:** Appeared in eight games ... debuted against East Stroudsburg and then handled kickoffs and some punts in each game afterwards ... averaged 33.2 yards per punt on five attempts last season ... placed three punts inside the 20-yard line ... booted a season-high 42-yard punt against East Stroudsburg ... also had a 41-yard punt at C.W. Post.

**2010:** Red-shirted ... did not appear in a contest.




**Career Stats:**

Punting	GP	No.	Yards	Avg.	Long	TB	FC	I20	Blk
2011	8	5	166	33.2	42	0	1	3	0
2012	10	34	1246	36.6	59	2	12	10	0
<b>Totals</b>	<b>18</b>	<b>39</b>	<b>1412</b>	<b>36.2</b>	<b>59</b>	<b>2</b>	<b>13</b>	<b>13</b>	<b>0</b>

Kickoffs	No.	Yards	Avg.	TB	OB
2011	41	2340	57.1	2	0
2012	0	0	0.0	0	0
<b>Totals</b>	<b>41</b>	<b>2340</b>	<b>57.1</b>	<b>2</b>	<b>0</b>

**Bruno's Career Highs**

**Number of Kickoffs:** 9, vs. Shippensburg, 10/8/11  
**Total Kickoff Yards:** 520, vs. Shippensburg, 10/8/11  
**Punts:** 8, vs. Gannon, 9/8/12  
**Long Punt:** 59, vs. Gannon, 9/8/12



**BRIAN BUTLER** **63**

DEFENSIVE LINE  
SO.  
6-2 • 245 LBS. • 1 VL  
(NORTH WALES, PA. /  
ARCHBISHOP WOOD)

Sophomore defensive lineman ... was recruited as a linebacker, but has made the switch to a down lineman for West Chester's 4-3 alignment ... coaching staff feels he has good potential on the interior part of the defensive line ... spent his freshman season red-shirting and learning West Chester's defensive schemes ... will certainly benefit from a year in the system as he continues to progress ... part of a deep and talented defensive front ... should see playing time increase as he becomes more comfortable on the field ... possesses all the tools to be a fine college football player.

**2012:** Appeared in two games ... did not make a start ... made college debut against Millersville ... also played the following week at Kutztown ... credited with one solo tackle ... registered his tackle against Millersville.

**2011:** Red-shirted ... did not appear in a contest.

**Career Defensive Stats:**

Defense	GP	UA	A	Total	TFL-Yds.	Sack-Yds.	Int.	PD	FF	FR	Blks
2012	2	1	0	1	0.0-0	0.0-0	0	0	0	0	0
<b>Totals</b>	<b>2</b>	<b>1</b>	<b>0</b>	<b>1</b>	<b>0.0-0</b>	<b>0.0-0</b>	<b>0</b>	<b>0</b>	<b>0</b>	<b>0</b>	<b>0</b>

**Butler's Career Highs**

**Total Tackles:** 1, vs. Millersville, 9/15/12  
**Unassisted Tackles:** 1, vs. Millersville, 9/15/12



**ADAM CITKO** **59**

OFFENSIVE LINE  
SR.  
6-6 • 330 LBS. • 2 VL  
(SOUTHAMPTON, PA. /  
ARCHBISHOP WOOD)

Big, strong offensive lineman ... returning starter to the offensive line ... projected starter once again at right tackle ... experience and knowledge of the game give him an edge ... hard to beat him one-on-one ... good at getting his hands extended and keeping the pass rusher at bay ... one of the leaders up front on a unit that is very experienced and talented among the starters ... one of the Golden Rams top run blockers ... should fit in nicely with the Golden Rams offensive linemen ... two-year letterwinner.

**2012:** Appeared in and started all 11 games ... part of an offensive line that allowed just 12 sacks and ranked third in the PSAC in that category ... WCU ranked 23rd nationally as well ... offensive line helped RB Rondell White break the school's single-season rushing record with 1,548 yards rushing ... WCU ranked fourth in the PSAC in rushing offense (188 yards per game) ... White turned in four 200-yard rushing performances as well ... WCU ranked fifth in the PSAC in total offense (433 yards per game).

**2011:** Appeared in all 11 games ... made one start against East Stroudsburg ... part of offensive line that helped West Chester rank seventh in the PSAC overall in total offense and seventh against the run.

**2010 (Delaware):** Red-shirted ... did not appear in a contest.





**ANDREW 78**  
**COHEN**

DEFENSIVE LINE  
So.  
6-2 • 265 LBS. • 1 VL  
(HOLLAND, PA. /  
COUNCIL ROCK SOUTH)

One of the most talented defensive linemen at West Chester ... stepped on campus as a true freshman and played a significant role last fall from day one ... slated as a starter at defensive tackle entering preseason camp ... one of the very few true freshmen, who earned playing time on the defensive line ... quick off the ball ... difficult to get your hands on as an offensive lineman ... plays a large role in the pass rush game as well ... sky is the limit for this sophomore ... coaching staff really likes the potential ... has already produced results in just one year ... letterwinner.


**2012:** Appeared in all 11 games ... did not make a start ... finished 13th on the team in tackles with 33 ... registered nine unassisted tackles and 24 assisted stops ... led the team with 7.5 tackles for a loss ... also led the team with 4.5 sacks ... credited with two pass breakups and one QB hurry ... also recovered a fumble and returned it four yards for a TD at Kutztown ... recorded a season-high seven tackles against Cheyney ... posted six tackles against Gannon ... registered five stops at Clarion ... made collegiate debut on the road at Delaware ... recorded a season-high two sacks at Clarion in season finale ... also posted sacks against Cheyney and Gannon ... had 1.5 sacks against Gannon ... registered a season-best three tackles for a loss against Gannon ... notched 2.5 tackles for a loss at Clarion ... also had tackles for a loss against Cal and Cheyney.

**Career Defensive Stats:**

Defense	GP	UA	A	Total	TFL-Yds.	Sack-Yds.	Int.	PD	FF	FR	Blks
2012	11	9	24	33	7.5-23	4.5-20	0	2	0	1	0
<b>Totals</b>	<b>11</b>	<b>9</b>	<b>24</b>	<b>33</b>	<b>7.5-23</b>	<b>4.5-20</b>	<b>0</b>	<b>2</b>	<b>0</b>	<b>1</b>	<b>0</b>

**Cohen's Career Highs**

- Total Tackles:** 7, vs. Cheyney, 10/27/12
- Unassisted Tackles:** 3, at Clarion, 11/10/12
- Assisted Tackles:** 5, vs. Cheyney, 10/27/12
- Tackles for a Loss:** 3.0, vs. Gannon, 9/8/12
- Sacks:** 2.0, at Clarion, 11/10/12
- Passes Defensed:** 1, twice (last vs. Shippensburg, 10/20/12)
- Fumbles Recovered:** 1, at Kutztown, 9/22/12
- Fumble Return Yards:** 4, at Kutztown, 9/22/12



**JAMES 68**  
**COLIVAS**

OFFENSIVE LINE  
JR.  
6-3 • 290 LBS. • 1 VL  
(DREXEL HILL, PA. /  
MSGR.BONNER)


Big offensive lineman ... slated to be the starter at right guard entering preseason camp ... has worked his way up the depth chart during his career ... good work ethic ... eager for his shot at a starting role on the offensive line ... possesses a great deal of potential ... has spent three years learning from some of the best and most experienced offensive linemen in the Golden Rams system ... now is one of the veterans on the team ... needs to mentor the young linemen as well ... will take on added responsibility in the offense this season ... letterwinner.

**2012:** Appeared in eight games ... did not make a start ... part of an offensive line that allowed just 12 sacks and ranked third in the PSAC in that category ... WCU ranked 23rd nationally as well ... offensive line helped RB Rondell White break the school's single-season rushing record with 1,548 yards rushing ... WCU ranked fourth in the PSAC in rushing offense (188 yards per game) ... White turned in four 200-yard rushing performances as well ... WCU ranked fifth in the PSAC in total offense (433 yards per game).

**2011:** Did not appear in a contest.

**2010:** Red-shirted ... did not appear in a contest.





**DEMIRICK 97**  
**COOK**

DEFENSIVE LINE  
SR.  
6-3 • 305 LBS. • 3 VL  
(READING, PA./READING)

One of West Chester's top returning defensive linemen ... returning starter on the defensive line ... worked his way into the lineup on a regular basis, after serving in a reserve role prior to 2012 ... big and physical player on the interior ... quick off the ball despite his size ... a force to be reckoned with by opposing linemen ... clogs the middle very well ... should be a mainstay in the middle once again ... intelligent player with good instincts for the game ... should make an impact again this fall ... three-year letterwinner.

**2012:** Appeared in and started all 11 games ... finished ninth on the team in tackles with 41 ... posted eight solo tackles and 33 assisted stops ... registered four tackles for a loss ... ranked seventh on the team in tackles for a loss ... credited with half a sack ... also credited with pass breakup and a QB hurry ... registered a career-high eight tackles against Cheyney ... had four solo tackles and four assisted tackles ... registered six assisted stops against LIU-Post ... also recorded five assisted tackles against Shippensburg ... had four assisted stops against Millersville ... also had four tackles against Delaware and Bloomsburg.

**2011:** Appeared in nine games and made one start ... registered 13 tackles ... posted six unassisted stops and seven assisted tackles ... recorded 1.5 tackles for a loss and was credited with one sack ... registered a season-high four stops at C.W. Post ... posted three tackles the next week at Shippensburg ... made a pair of tackles against both Cheyney and Bloomsburg ... also posted a tackle against Delaware and Indiana (Pa.).


**2010:** Appeared in seven games ... finished with 15 tackles ... posted two unassisted stops and 13 assisted tackles, including two tackles for a loss ... also registered a blocked kick ... deflected potential game-tying point-after attempt by Shippensburg in second overtime that gave West Chester a 44-43 victory ... finished with season-high six tackles in that OT win over Shippensburg ... posted a season-best five assisted stops and 1.5 tackles for a loss ... recorded three assisted tackles at Bloomsburg as well ... notched two tackles at Delaware and Kutztown ... also had a tackle against Cheyney and Indiana (Pa.).

**2009:** Red-shirted ... did not appear in a contest.

**Career Stats:**

Defense	GP	UA	A	Total	TFL-Yds.	Sack-Yds.	Int.	PD	FF	FR	Blks
2010	7	2	13	15	2.0-2	0.0-0	0	0	0	0	1
2011	9	6	7	13	1.5-18	1.0-17	0	0	0	0	0
2012	11	8	33	41	4.0-18	0.5-5	0	1	0	0	0
<b>Totals</b>	<b>27</b>	<b>16</b>	<b>53</b>	<b>69</b>	<b>7.5-38</b>	<b>1.5-22</b>	<b>0</b>	<b>1</b>	<b>0</b>	<b>0</b>	<b>1</b>

**Cook's Career Highs**  
**Total Tackles:** 8, vs. Cheyney, 10/27/12  
**Unassisted Tackles:** 4, vs. Cheyney, 10/27/12  
**Assisted Tackles:** 6, vs. LIU-Post, 10/13/12  
**Tackles For A Loss:** 1.5, vs. Cheyney, 10/27/12  
**Passes Defensed:** 1, at California (Pa.), 9/29/12  
**Blocked Kicks:** 1, vs. Shippensburg, 10/7/10



**MIKE 56**  
**CULBREATH**

LINEBACKER  
JR.  
6-1 • 230 LBS. • 2 VL  
(HATHFIELD, PA./NORTH PENN)

Talented linebacker with a great deal of potential ... very athletic ... quick on his feet ... swarms to the football ... craves contact ... possesses good instincts for the game ... coaching staff loves his talent and tenacity ... they need to get him on the field ... returned from an injury his freshman season and worked his way into the starting lineup ... started the last five games of the regular season in 2012 ... coaching staff has recognized his ability ... should see considerable playing time at linebacker again this fall ... second on the depth chart behind All-American Ronell Williams ... part of a very deep and talented linebacking unit ... two-year letterwinner.

**2012:** Appeared in all 11 games ... made five starts ... started the last five games of the season ... finished seventh on the team in tackles with 47 ... made 14 unassisted tackles with 33 assisted stops ... registered 3.5 tackles for a loss ... credited with one sack and two pass breakups ... registered a career-high 14 tackles against Shippensburg ... made two unassisted stops and a career-best 12 assisted tackles in that game ... made nine stops against Millersville ... six assisted tackles in that game ... made five tackles in back-to-back contests at East Stroudsburg and at home against LIU-Post ... made four stops in season opener at Delaware ... posted a sack against Cheyney ... credited with a tackle for a loss against East Stroudsburg, Shippensburg and Cheyney ... credited with half a tackle for a loss against Millersville.

**2011:** Appeared in four games before an injury cut short his red-shirt freshman season ... registered two tackles and was credited with a pass defensed ... got into games against East Stroudsburg, Shippensburg, Cheyney and Kutztown ... registered a solo tackle against Kutztown ... posted an assisted stop at Cheyney ... tackle against Kutztown was a tackle for a loss.


**2010:** Red-shirted ... did not appear in a contest.

**Career Stats:**

Defense	GP	UA	A	Total	TFL-Yds.	Sack-Yds.	Int.	PD	FF	FR	Blks
2011	4	1	1	2	1.0-2	0.0-0	0	1	0	0	0
<b>Totals</b>	<b>4</b>	<b>1</b>	<b>1</b>	<b>2</b>	<b>1.0-2</b>	<b>0.0-0</b>	<b>0</b>	<b>1</b>	<b>0</b>	<b>0</b>	<b>0</b>

**Culbreath's Career Highs**  
**Total Tackles:** 1, twice (last vs. Kutztown, 10/29/11)  
**Unassisted Tackles:** 1, vs. Kutztown, 10/29/11  
**Assisted Tackles:** 1, vs. Shippensburg, 10/8/11





**ADAM  
DEMPSEY** **21**

WIDE RECEIVER  
So.  
6-3 • 195 LBS. • 1 VL  
(SECANE, PA. /  
CARDINAL O'HARA)

Talented, young wide receiver, who saw plenty of playing time as a red-shirt freshman a year ago ... athletic player on the perimeter ... coaching staff utilizes his talents in many ways ... has benefitted greatly from his red-shirt season ... spent the time learning the offense and working with the quarterbacks on his timing ... turned in an excellent red-shirt campaign ... has left the coaching staff excited for what is to come ... should play a bigger role in the offense this fall ... excellent route-runner ... good hands and speed ... plays within himself ... knows his role and plays it to perfection ... letterwinner.

**2012:** Appeared in 10 games ... did not make a start ... made collegiate debut at home against Gannon ... registered 15 catches for 162 yards and one touchdown on the season ... ran the ball five times for 16 yards as well ... also had two kick returns for 15 yards on special teams ... averaged 10.8 yards per reception and averaged 3.2 yards per carry ... averaged 7.5 yards per kickoff return as one of the "up" men on the return team ... caught two passes for a season-high 49 yards at Kutztown ... caught a 38-yard TD pass in that game as well ... caught a season-high four passes at California (Pa.) ... caught three passes for 44 yards against Cheyney ... followed up that performance with three catches for 34 yards at Bloomsburg ... ran for a season-high 11 yards at East Stroudsburg ... also had a 7-yard carry against Cheyney ... forced a fumble on special teams against LIU-Post ... posted a single tackle against LIU-Post, Bloomsburg and Clarion.

**2011:** Red-shirted ... did not appear in a contest.

Career Stats:		Receiving				Rushing			
Year	GP	No.	Yards	TD	Avg.	Att.	Yards	TD	Avg.
2012	10	15	162	1	10.8	5	16	0	3.2
<b>Totals</b>	<b>10</b>	<b>15</b>	<b>162</b>	<b>1</b>	<b>10.8</b>	<b>5</b>	<b>16</b>	<b>0</b>	<b>3.2</b>

**Kick Returns**

Year	No.	Yards	TD	Avg.
2012	2	15	0	7.5
<b>Totals</b>	<b>2</b>	<b>15</b>	<b>0</b>	<b>7.5</b>

**Dempsey's Career Highs**

- Receptions: 4. at California (Pa.), 9/29/12
- Receiving Yards: 49. at Kutztown, 9/22/12
- Touchdowns: 1. at Kutztown, 9/22/12
- Long Reception: 38. at Kutztown, 9/22/12
- Rushes: 2. vs. Millersville, 9/15/12
- Rushing Yards: 11. at East Stroudsburg, 10/6/12
- Long Rush: 11. at East Stroudsburg, 10/6/12
- Kick Returns: 1. twice (last vs. Shippensburg, 10/20/12)
- Kick Return Yards: 15. vs. Shippensburg, 10/20/12
- Long Kick Return: 15. vs. Shippensburg, 10/20/12
- All-Purpose Yards: 51. vs. Cheyney, 10/27/12




**A.J.  
DEPIETRO** **87**

WIDE RECEIVER  
R-FR.  
6-2 • 190 LBS.  
(GLEN MILLS, PA. /  
GARNET VALLEY)

Talented, young wide receiver, who red-shirted a year ago ... part of a very good group of players on the perimeter ... will battle plenty of experienced wide receivers for playing time ... shows a great deal of potential ... improving every day in practice ... could see some time on special teams ... coaching staff just has to wait and see how he develops.

**2012:** Red-shirted ... did not appear in a contest.



**ANDREW  
DERR** **8**

QUARTERBACK  
R-FR.  
6-2 • 210 LBS.  
(WILLOW GROVE, PA. /  
UPPER DUBLIN)

Highly recruited quarterback a year ago ... spent freshman season red-shirting and learning the offense ... made incredible strides during that red-shirt season ... very talented QB, who can see the entire field ... makes good decisions on his checks ... had a standout high school career ... coaching staff is really impressed with his progress so far ... still learning the complicated Spread Wing-T offense ... is quickly getting a handle on West Chester's playbook ... excellent size for a college quarterback ... possesses a quick release ... mobile quarterback could see some playing time this fall in a reserve role ... will battle for the No. 2 spot with junior Drew Loughery and sophomore James Rusenko ... provides a great deal of depth at quarterback for the Golden Rams.

**2012:** Red-shirted ... did not appear in a contest.





**CHRIS** **64**  
**DIVALENTINO**

DEFENSIVE LINE  
SR.  
6-2 • 275 LBS. • 2 VL  
(JENKINTOWN, PA./  
JENKINTOWN)

Experienced defensive lineman in West Chester's program ... slated to be a starter on the interior of the line this fall ... has certainly paid his dues and now has a shot at becoming an everyday starter ... appeared in all 11 games as a junior, after playing in just one contest his previous two years in the program ... versatile and can play anywhere on the defensive front line ... hard-working young man ... spent three years on the bench, working towards this goal ... should make the most of this opportunity ... has also overcome injuries during his college career ... has everything he has ever wanted right in front of him his senior year ... sky is the limit for this player ... two-year letterwinner.

**2012:** Appeared in all 11 games ... made one start against California (Pa.) ... registered 20 tackles on the season ... made six unassisted stops and 14 assisted tackles ... posted a career-high six tackles at Bloomsburg ... posted a tackle in all but two games ... made a career-best four assisted tackles against the Huskies as well ... recorded three tackles against LIU-Post ... credited with half of a sack against Millersville ... made half a tackle for a loss against both Millersville and Bloomsburg ... also credited with a QB hurry and a forced fumble.

**2011:** Appeared in one game ... made collegiate debut at Cheyney ... did not figure statistically.

**2010:** Did not appear in a contest.

**2009:** Red-shirted ... did not appear in a contest.

Career Stats:											
Defense	GP	UA	A	Total	TFL-Yds.	Sack-Yds.	Int.	PD	FF	FR	Blks
2011	1	0	0	0	0.0-0	0.0-0	0	0	0	0	0
2012	11	6	14	20	1.0-4	0.5-4	0	0	1	0	0
<b>Totals</b>	<b>12</b>	<b>6</b>	<b>14</b>	<b>20</b>	<b>1.0-4</b>	<b>0.5-4</b>	<b>0</b>	<b>0</b>	<b>1</b>	<b>0</b>	<b>0</b>

**DiValentino's Career Highs**

- Total Tackles:** 6, at Bloomsburg, 11/3/12
- Unassisted Tackles:** 2 at Bloomsburg, 11/3/12
- Assisted Tackles:** 4, at Bloomsburg, 11/3/12
- Tackles For A Loss:** 0.5, twice (last at Bloomsburg, 11/3/12)
- Sacks:** 0.5, Millersville, 9/15/12
- Forced Fumbles:** 1, at Clarion, 11/10/12



**SHAWN** **82**  
**DRIGGINS**

TIGHT END  
SO.  
6-2 • 240 LBS. • 1 VL  
(CHESTER, PA./  
CARDINAL O'HARA)

Sophomore tight end ... only returning tight end on West Chester's roster with college game experience ... good size and hands ... has two years in the system ... knows where he needs to be in every formation ... has gained the trust and confidence from the quarterbacks ... ready to make a big impact on the offense this fall ... has been coming along nicely in practice ... coaching staff likes his progress ... has the starting tight end position coming out of camp ... needs to step up and be a leader to a very young and inexperienced tight end group ... letterwinner.

**2012:** Appeared in nine games ... made three starts ... did not figure statistically in any games last year ... made collegiate debut opposite Delaware in season opener ... appeared in every game except Shippensburg and Cheyney.

**2011:** Red-shirted ... did not appear in a contest.





**ERIC EDWERS** **54**

DEFENSIVE LINE  
 SR.  
 6-2 • 255 LBS. • 3 VL  
 (MOUNT VERNON, N.Y. /  
 MILFORD ACADEMY)

Extremely talented football player ... one of West Chester's top pass rushers coming off the edge ... returning starter up front ... quick and agile ... can run down a play from behind ... craves contact ... more of a natural pass rusher ... will be the main pass rusher once again for the Golden Rams this season ... built from the same mold as Sam Scott ... good instincts for such a young player ... has made improvements in leaps and bounds ... coming off an excellent spring practice ... tireless motor ... never gives up on a play ... has recorded 144 tackles in his first three collegiate seasons ... three-year letterwinner.

**2012:** Appeared in 11 games and made nine starts ... ranked eighth on the team in tackles with 44 ... made 14 unassisted tackles and 30 assisted stops ... credited with 6.5 tackles for a loss, good for second on the team, and 3.5 sacks – also second on the team ... credited with one pass breakup and five QB hurries ... also recovered a fumble ... made six tackles against LIU-Post ... registered two tackles for a loss against Gannon ... posted 1.5 sacks against Gannon as well ... notched a season-high four solo in back-to-back road games at Cal and at East Stroudsburg ... finished with five tackles in each of those contests ... credited with five tackles at Bloomsburg as well.

**2011:** Appeared in and started all 11 games ... tied for third on the team in tackles with 63 ... made 37 unassisted tackles and 26 assisted stops ... credited with four tackles for a loss, including 2.5 sacks ... tied for team lead in sacks with 2.5 ... credited with one pass breakup, one fumble recovery and one forced fumble ... registered a career-high 12 tackles at C.W. Post ... posted seven unassisted stops and five assisted ... finished the season with nine tackles at Millersville and 10 more against Indiana (Pa.) ... had six assisted stops in each of those contests ... posted six tackles against Slippery Rock, including five assisted ... registered five tackles in season opener at New Haven ... posted one sack against East Stroudsburg ... credited with one-half sack against New Haven, Bloomsburg and Millersville each ... posted one tackle for a loss against both Delaware and East Stroudsburg ... posted one-half tackle for a loss against New Haven, Slippery Rock, Bloomsburg and Millersville.


**2010:** Appeared in all 11 games ... tied for ninth on the team in tackles with 37 ... posted 15 unassisted stops and 22 assisted tackles ... registered five tackles for a loss and 1.5 sacks ... recorded seven tackles against East Stroudsburg ... that included 1.5 sacks ... posted a career best four unassisted stops in that game as well ... registered a career-high seven assisted tackles against Shippensburg ... posted a season-high nine tackles in that game ... registered three tackles, including one tackle for a loss ... recorded four tackles the following week against Edinboro ... credited with half a tackle for a loss as well ... registered five tackles at Bloomsburg ... picked up two solo stops and three assisted.



**Career Stats:**

Defense	GP	UA	A	Total	TFL-Yds.	Sack-Yds.	Int.	PD	FF	FR	Blks
2010	11	15	22	37	5.0-17	1.5-7	0	0	0	0	0
2011	11	29	34	63	4.0-14	2.5-12	0	1	1	1	0
<b>Totals</b>	<b>22</b>	<b>44</b>	<b>56</b>	<b>100</b>	<b>9.0-31</b>	<b>4.0-19</b>	<b>0</b>	<b>1</b>	<b>1</b>	<b>1</b>	<b>0</b>

**Edwers' Career Highs**  
**Total Tackles:** 12, at C.W. Post, 10/1/11  
**Unassisted Tackles:** 7 at C.W. Post, 10/1/11  
**Assisted Tackles:** 7, vs. Shippensburg, 10/7/10  
**Tackles For A Loss:** 1.5, at East Stroudsburg, 9/25/10  
**Sacks:** 1.5, at East Stroudsburg, 9/25/10




**EDDIE ELLIOTT** **1**

RUNNING BACK  
 So.  
 5-10 • 180 LBS. • 1 VL  
 (BETHLEHEM, PA. /  
 FREEDOM)

One of only three true freshman to see playing time for West Chester in 2012 ... talented running back, who was used as a return man on kickoffs last season ... will be a reserve running back again in 2013, but will be one of the featured return men as well ... quick and elusive ... hard to get a good shot in on him ... hits the hole quickly ... makes good decisions ... has all the tools to develop into an excellent running back/return specialist ... learning from one of the best running backs in the PSAC in senior Rondell White ... versatile athlete, who can be used in any number of roles on the team ... coaching staff is trying to get him on the field as much as possible ... sky is the limit for this young specimen in the backfield ... gained valuable playing experience a year ago and should use that to his advantage this fall ... letterwinner.



**2012:** Appeared in 10 games ... did not make a start ... ranked fourth on the team in rushing ... carried the ball 21 times for 56 yards ... scored one rushing touchdown ... also caught one pass for four yards ... averaged 2.7 yards per carry ... registered a season-long 14-yard rush against Millersville ... rushed five times for a season-best 31 yards against the Marauders ... returned three kickoffs for a season-high 60 yards against Millersville as well ... busted off a season-high 31-yard kick return against Shippensburg ... returned three kickoffs for 35 yards against Delaware ... also caught his one and only pass of the season at Delaware ... carried the ball a season-high six times against Cheyney ... had five carries for 16 yards against LIU-Post ... scored on a 5-yard run against Cheyney ... also returned one kickoff at California (Pa.), and registered three rushes against Gannon for one yard.



**TREY FARMER** **66**  
 OFFENSIVE LINE  
 SR. • CO-CAPTAIN  
 6-1 • 280 LBS. • 3 VL  
 (HATFIELD, PA./NORTH PENN.)



Returning offensive lineman, who was voted a co-captain by his teammates at the end of the spring drills ... second team All-PSAC East ... candidate for all-conference and all-region this fall ... excellent run-blocking skills ... returning starter at left guard ... has developed into one of the top offensive linemen in the Golden Rams program, as well as the conference, over the past three seasons ... paid his dues in a reserve role his first two seasons ... now has developed into a top-notch offensive lineman ... Arthur Ashe Scholar Award winner by Diversity in Education magazine in both 2010 and 2011 ... PSAC academic honor roll and D2 ADA academic honor roll recipient with a 3.45 cumulative GPA ... three-year letterwinner.

**2012:** Appeared in and started all 11 games ... did not figure statistically ... part of an offensive line that helped West Chester rank fifth in total offense and fourth in rushing ... WCU was 35th nationally in total offense and 43rd nationally in rushing ... RB Rondell White set the school's single-season rushing record with a career-high 1,548 yards and 11 touchdowns ... WCU runners averaged 4.9 yards per carry and scored a total of 17 rushing touchdowns ... WCU's offensive line also ranked third in the conference in fewest sacks allowed (12) and 23rd nationally in fewest sacks allowed per game (1.09) ... named second team All-PSAC East.

**2011:** Appeared in five games ... did not figure statistically ... part of an offensive line that helped West Chester rank seventh in total offense and ninth in rushing ... WCU was 75th nationally in total offense ... RB Rondell White rushed for 701 yards and nine TDs and ranked 100th nationally in rushing behind the Rams' offensive line.

**2010:** Appeared in six games ... did not figure statistically ... part of an offensive line that allowed 18 sacks and ranked third in the conference in passing ... also ranked tied for third in the PSAC in fewest sacks allowed (18) ... WCU's rushing offense ranked 10th in the PSAC ... appeared in the first three games of the season (Delaware, Edinboro, Slippery Rock) ... also saw time against Cheyney ... finally, appeared opposite Millersville and Indiana (Pa.) in the last two games of the campaign.

**2009:** Red-shirted ... did not appear in a contest.




Career Stats:		Rushing					Receiving			
Year	GP	Att.	Yards	TD	Avg.	No.	Yards	TD	Avg.	
2012	10	21	56	1	2.7	1	4	0	4.0	
<b>Totals</b>	<b>10</b>	<b>21</b>	<b>56</b>	<b>1</b>	<b>2.7</b>	<b>1</b>	<b>4</b>	<b>0</b>	<b>4.0</b>	

Kick Returns				
Year	No.	Yards	TD	Avg.
2012	8	141	0	17.6
<b>Totals</b>	<b>8</b>	<b>141</b>	<b>0</b>	<b>17.6</b>

**Elliott's Career Highs**  
**Rushing Attempts:** 6, vs. Cheyney, 10/27/12  
**Rushing Yards:** 31, vs. Millersville, 9/15/12  
**Rushing Touchdowns:** 1, vs. Cheyney, 10/27/12  
**Long Rush:** 14, vs. Millersville, 9/15/12  
**Receptions:** 1, at Delaware, 8/30/12  
**Receiving Yards:** 4, at Delaware, 8/30/12  
**Long Reception:** 4, at Delaware, 8/30/12  
**Long Kickoff Return:** 31, vs. Shippensburg, 10/20/12  
**All-Purpose Yards:** 91, vs. Millersville, 9/15/12





**DREW FORMICA** **42**

LINEBACKER  
So.  
6-0 • 210 LBS. • 1 VL  
(NEWTOWN SQUARE, PA./  
CARDINAL O'HARA)


One of West Chester's many talented linebackers ... coaching staff likes his potential ... slated as the starting outside linebacker ... managed to squeeze his way onto the field a year ago, fighting for playing time with a great deal of very talented linebackers ahead of him on the depth chart ... possesses all the necessary tools to be an excellent linebacker at this level ... saw time on special teams as well ... should see a more significant role this fall with the Golden Rams ... has developed quickly and risen on the depth chart as well ... coaching staff is excited about his potential ... adds a great deal of depth and experience to the linebacking position ... letterwinner.

**2012:** Appeared in nine games ... did not make a start ... registered 10 tackles ... made four solo stops and six assisted stops ... recorded season-high four tackles at Clarion in season finale ... registered season-best two solo and two assisted tackles ... made two tackles at California (Pa.) ... recorded single stops against Millersville, Kutztown, LIU-Post and Shippensburg ... Kutztown tackle was a solo stop ... made collegiate debut at Delaware in season opener ... saw action against everybody except East Stroudsburg and Bloomsburg.

**2011:** Red-shirted ... did not appear in a contest.

Career Stats:											
Defense	GP	UA	A	Total	TFL-Yds.	Sack-Yds.	Int.	PD	FF	FR	Blks
2012	9	4	6	10	0.0-0	0.0-0	0	0	0	0	0
<b>Totals</b>	<b>9</b>	<b>4</b>	<b>6</b>	<b>10</b>	<b>0.0-0</b>	<b>0.0-0</b>	<b>0</b>	<b>0</b>	<b>0</b>	<b>0</b>	<b>0</b>

**Formica's Career Highs**  
**Total Tackles:** 4, at Clarion, 11/10/12  
**Unassisted Tackles:** 2, at Clarion, 11/10/12  
**Assisted Tackles:** 2 at Clarion, 11/10/12



**KAVON JOHNSON** **98**

DEFENSIVE LINE  
R-Fr.  
6-2 • 270 LBS.  
(CONSHOHOCKEN, PA./  
PLYMOUTH-WHITEMARSH)

Extremely talented defensive lineman ... good pass rusher off the edge ... coming off a season-ending injury at Delaware last season ... seems to be at 100 percent ... quick off the ball ... strong, physical end ... difficult to block ... should make an immediate impact with the Golden Rams this fall ... listed as backup at defensive end on the two-deep ... coaching staff is excited about his future ... fits right in up front with the other starters ... will push incumbents for playing time this season.

**2012:** Appeared in one game ... injured in season opener at Delaware ... applied for a medical red-shirt and it was granted ... did not figure statistically in that game ... will get that year back, which is why he is a red-shirt freshman this fall.



**TIM KEYSER** **25**

WIDE RECEIVER  
SR.  
5-11 • 190 LBS. • 3 VL  
(GARNET VALLEY, PA./  
GARNET VALLEY)

Returning wide receiver ... coming off a broken ankle suffered against LIU-Post ... missed the rest of the season ... named second team All-PSAC East in 2011 ... slated as the team's starter at split end ... excellent hands ... possesses a great deal of speed ... good route runner ... has all the tools and experience to be an all-league and all-region candidate again ... that experience should serve him well as he becomes the featured wideout in the Golden Rams' offense ... one of the most dangerous returning wide receivers in the conference ... coaching staff expects him to return to form before his injury ... fully recovered and ready to go in 2013 ... stands just 84 yards shy of 1,000 yards receiving in his career ... tremendous work ethic ... always working with the QB's to get their timing and familiarity down ... three-year letterwinner.

**2012:** Appeared in five games ... made three starts ... broke his ankle against LIU-Post and missed the rest of the season ... caught six passes for 88 yards and one touchdown on the year ... carried the ball once for three yards ... averaged 14.7 yards per reception ... caught a 41-yard TD pass against Millersville ... caught four passes for 39 yards against Gannon ... also caught one pass for eight yards at Delaware ... rushed once for three yards against Gannon.

**2011:** Appeared in 10 games and made nine starts ... led the team in receptions with 39 ... second on the team in yards receiving with 501 ... caught five TD passes ... averaged 12.8 yards per catch and 50.1 yards per game ... rushed the ball five times for 48 yards ... averaged 9.6 yards per carry ... snared a career-high 75-yard reception against C.W. Post ... finished the game with a career-high 129 yards receiving on five receptions ... also scored a TD ... rushed the ball twice for 40 yards at C.W. Post ... rolled off a career-high 34-yard rush in that outing ... finished with a career-best 169 all-purpose yards ... ranked third on the team in all-purpose yards with 569 ... caught a career-best seven passes in season opener at New Haven ... finished that game with 69 yards receiving ... named second team All-PSAC East.

**2010:** Appeared in all 11 games and made nine starts ... finished fourth on the team in receptions with 19 and third on the squad in yards receiving with 358 ... placed second on WCU with three touchdown receptions ... averaged 18.8 yards per reception ... also carried the ball once for three yards ... recorded a pair of kickoff returns for 28 yards ... amassed 389 all-purpose yards ... caught a season-high four passes on three separate occasions (Edinboro, Shippensburg, Cheyney) ... posted back-to-back 100-yard receiving efforts against Shippensburg and Cheyney ... caught four balls for a season-best 127 yards and a pair of TDs on national TV against Shippensburg ... followed up that performance with a four-catch effort and 109 yards against Cheyney ... caught four passes for 51 yards against Edinboro ... grabbed a pair of passes for 34 yards at Kutztown ... had two catches for 21 yards against C.W. Post ... caught a 5-yard TD pass at Bloomsburg ... lone rush of the season came at Delaware ... returned one kickoff five yards against C.W. Post ... brought back another kickoff 23 yards at Bloomsburg ... season-best 63-yard reception went for a score against Shippensburg ... registered a single reception against both East Stroudsburg and Millersville.

**2009:** Red-shirted ... did not appear in a contest.




Career Stats:		Receiving				Rushing			
Year	GP	No.	Yards	TD	Avg.	Att.	Yards	TD	Avg.
2010	11	19	358	3	18.8	1	3	0	3.0
2011	10	38	470	5	12.4	5	48	0	9.6
2012	5	6	88	1	14.7	1	3	0	3.0
<b>Totals</b>	<b>26</b>	<b>63</b>	<b>916</b>	<b>9</b>	<b>14.5</b>	<b>7</b>	<b>54</b>	<b>0</b>	<b>7.7</b>

**Kick Returns**

Year	No.	Yards	TD	Avg.
2010	2	28	0	14.0
2011	1	20	0	20.0
2012	0	0	0	0.0
<b>Totals</b>	<b>3</b>	<b>48</b>	<b>0</b>	<b>17.0</b>

**Keyser's Career Highs**

**Receptions:** 7, at New Haven, 9/3/11  
**Receiving Yards:** 160, at C.W. Post, 10/1/11  
**Receiving Touchdowns:** 2, vs. Shippensburg, 10/7/10  
**Long Reception:** 75, at C.W. Post, 10/1/11  
**Rushing Attempts:** 2, at C.W. Post, 10/1/11  
**Rushing Yards:** 40, at C.W. Post, 10/1/11  
**Long Rush:** 34, at C.W. Post, 10/1/11  
**Long Kickoff Return:** 23, at Bloomsburg, 10/22/10  
**All-Purpose Yards:** 169, at C.W. Post, 10/1/11



**SHAWN KRAUTZEL 44**

DEFENSIVE BACK  
 SR. • CO-CAPTAIN  
 6-2 • 205 LBS. • 3 VL  
 (PROSPECT PARK, PA./INTERBORO)

Returning starter at defensive back ... second team All-PSAC East selection ... played the new "rover" position in West Chester's new defensive alignment last fall ... position suits him well ... will most likely replace graduated senior captain John O'Donnell at free safety in 2013 ... a high-energy player ... always going 100 mph when on the field ... has defensive back instincts and abilities in a linebacker's body ... hits hard ... brings a lot of emotion and a certain confident swagger to the defense ... will be one of West Chester's top defensive players ... experience and knowledge is a tremendous asset ... craves contact ... always looking to make an impact play ... can read a quarterback's eyes and anticipate plays well ... those instincts leave him well-suited for the safety position ... has 147 career tackles entering his senior season ... understands situations very well ... will be the outspoken leader of the defensive secondary ... should develop into a leader on defense ... also played on the special teams in the past ... could lend a hand to the punt and kick coverage teams again ... three-year letterwinner.

**2012:** Appeared in all 11 games and made eight starts ... started the final seven games of the season ... ranked second on the team in tackles with a career-best 62 ... made 25 solo stops and career-high 37 assisted stops ... registered 2.5 tackles for a loss ... intercepted a career-high two passes ... credited with three pass breakups ... also forced one fumble ... also returned one kickoff four yards against Kutztown ... intercepted a pass against Millersville ... also intercepted a pass against East Stroudsburg and returned it four yards ... forced his fumble at California (Pa.) ... registered a tackle for a loss at East Stroudsburg ... picked up half a tackle for a loss against Kutztown, LIU-Post and Bloomsburg ... posted season-best nine tackles at East Stroudsburg ... five solo stops and four assisted stops ... recorded seven tackles in three of WCU's last five games (LIU-Post,

Shippensburg, Bloomsburg) ... credited with season-high five assisted stops against LIU-Post and Shippensburg ... second team All-PSAC East.

**2011:** Appeared in 10 games and made four starts ... finished sixth on the team with 56 tackles ... posted 30 solo stops and 26 assisted stops ... registered two tackles for a loss ... also intercepted a pass against Bloomsburg and forced a fumble on the year ... recorded a career-high 10 tackles at Delaware ... also posted nine stops against East Stroudsburg ... recorded seven tackles at New Haven and C.W. Post ... his seven solo tackles at Delaware was a career-high ... posted five solo stops at New Haven as well ... registered five assisted tackles against East Stroudsburg ... recorded a tackle for a loss against East Stroudsburg and Shippensburg ... forced a fumble against Cheyney.

**2010:** Appeared in 10 games ... tied for 15th on the team in tackles with 29 ... made 20 solo stops and nine assisted tackles ... credited with three pass breakups ... recovered a fumble as well ... registered a season-high seven tackles in final game at Indiana (Pa.) ... posted season-best five solo stops ... also credited with a pass breakup ... recorded a pair of assisted tackles as well ... credited with a career-high two pass breakups at Kutztown ... 18 of his 29 tackles came in West Chester's last four games ... posted five tackles in back-to-back outings against Bloomsburg and Kutztown ... notched four solo tackles in each of those games ... credited with a fumble recovery at Delaware in season opener ... posted four tackles against Edinboro.

**2009:** Red-shirted ... did not appear in a contest.



Career Stats:											
Defense	GP	UA	A	Total	TFL-Yds.	Sack-Yds.	Int.	PD	FF	FR	Blks
2010	10	20	9	29	0.0-0	0.0-0	0	3	0	1	0
2011	10	30	26	56	2.0-6	0.0-0	1-24	1	1	0	0
2012	11	25	37	62	2.5-8	0.0-0	2-4	5	1	0	0
<b>Totals</b>	<b>31</b>	<b>75</b>	<b>72</b>	<b>147</b>	<b>4.5-14</b>	<b>0.0-0</b>	<b>3-28</b>	<b>9</b>	<b>2</b>	<b>1</b>	<b>0</b>

**Krautzel's Career Highs**

**Total Tackles:** 10, at Delaware, 9/10/11  
**Unassisted Tackles:** 7, at Delaware, 9/10/11  
**Assisted Tackles:** 5 three times (last vs. Shippensburg 10/20/12)  
**Interceptions:** 1, three times (last at East Stroudsburg, 10/6/12)  
**Pass Breakups:** 2, twice (last at Kutztown, 9/22/12)  
**Fumbles Forced:** 1, at California (Pa.), 9/29/12  
**Fumble Recoveries:** 1, at Delaware, 9/2/10





**CHARLES 94**  
**KUKLINSKI**

LONG-SNAPPER  
So.  
6-0 • 190 LBS. • 1 VL  
(DOYLESTOWN, PA./  
CENTRAL BUCKS WEST)

Talented young long-snapper for the Golden Rams ... stepped right in and won the long-snapping duties as a true freshman ... consistent with his snaps ... has the confidence of both the kickers and punters to put the ball where it needs to be ... still improving on his snaps ... letterwinner.

**2012:** Appeared in all 11 games ... served as long-snapper on kicks and punts ... did not figure statistically.



**MIKE 43**  
**LABOR**

LINEBACKER  
JR.  
6-3 • 230 LBS. • 2 VL  
(HAVERTOWN, PA./  
ST. JOSEPH'S PREP)

Returning starter at inside linebacker ... one of West Chester's two inside 'backers in its 4-2-5 scheme ... all-league candidate and all-region candidate as well ... one of the top returning linebackers in the PSAC and Super Region 1 ... extremely quick and agile ... opposing offenses have to account for him on every play ... teams with fellow junior Ronell Williams to form perhaps the top inside linebacking unit in the conference – or even the region ... reads plays extremely well and reacts before the offense can set up its blocks ... does not let blockers get a hand on him ... sheds blockers extremely well ... has the ability to make tackles along the line of scrimmage, yet can also drop back into coverage and knock down passes ... does not give up on a play ... does not over-run plays either ... great instincts for the game ... went over 100 career tackles last season (108) ... adds a tremendous amount of ability to the linebacking unit at West Chester ... tenacious defender ... two-year letterwinner.

**2012:** Appeared in eight games and made six starts ... tied for fifth on the team in tackles with 48 ... made 20 unassisted tackles and 28 assisted stops ... recorded 4.5 tackles for a loss, including one sack ... broke up two passes and credited with one forced fumble ... registered a season-best 11 tackles against Gannon ... had four unassisted and seven assisted stops in that game ... posted 10 tackles at Kutztown ... five solo and five assisted in that win ... recorded eight tackles in season opener at Delaware ... missed three straight games due to injury ... did not play against LIU-Post, Shippensburg or Cheyney ... was among the team's top tacklers before the injury ... posted six tackles against Millersville and four against California (Pa.) ... had four tackles at Bloomsburg and five at Clarion to close out the season after the injury ... registered his only sack against Clarion ... also had season-high two tackles for a loss at Clarion in finale ... recorded a tackle for a loss at Bloomsburg and at Kutztown ... had half of a tackle for a loss against Gannon.

**2011:** Appeared in and started 10 games ... finished fifth on the team in tackles with 60 ... posted 21 solo stops and 39 assisted stops ... also registered 5.5 tackles for a loss and one sack ... intercepted two passes ... credited with five pass breakups and three QB hurries ... recovered a fum-

ble ... his two INTs ranked second on the team ... returned one INT five yards against Slippery Rock ... also returned an interception 23 yards at Shippensburg ... posted career-high 12 tackles in win over Slippery Rock ... nine of those stops were assisted tackles ... also registered nine tackles against Bloomsburg and eight tackles against both East Stroudsburg and Indiana (Pa.) ... recorded one-half sack against both Bloomsburg and Slippery Rock ... recorded season-high two tackles for a loss at C.W. Post.

**2010 (at James Madison):** Red-shirted ... did not appear in a contest.

Career Stats:											
Defense	GP	UA	A	Total	TFL-Yds.	Sack-Yds.	Int.	PD	FF	FR	Blks
2011	10	21	39	60	5.5-17	1.0-6	2-28	7	0	1	0
2012	8	20	28	48	4.5-21	1.0-14	0-0	2	1	0	0
<b>Totals</b>	<b>18</b>	<b>41</b>	<b>67</b>	<b>108</b>	<b>10.0-38</b>	<b>2.0-20</b>	<b>2-28</b>	<b>9</b>	<b>1</b>	<b>1</b>	<b>0</b>

Labor's Career Highs
<b>Total Tackles:</b> 12, vs. Slippery Rock, 9/17/11
<b>Unassisted Tackles:</b> 5, at Kutztown, 9/22/12
<b>Assisted Tackles:</b> 9, vs. Slippery Rock, 9/17/11
<b>Tackles for Loss:</b> 2.0, at Clarion, 11/10/12
<b>Sacks:</b> 1.0, twice (last at Clarion, 11/10/12)
<b>Interceptions:</b> 1, twice (last at Shippensburg, 10/8/11)
<b>Passes Defensed:</b> 3, vs. Bloomsburg, 10/22/11
<b>Fumbles Forced:</b> 1, at Clarion, 11/10/12
<b>Fumbles Recovered:</b> 1, at Shippensburg, 10/8/11



**LARONN 7**  
**LEE**

WIDE RECEIVER  
SR.  
6-2 • 200 LBS. • 3 VL  
(LANCASTER, PA./PENN MANOR)

Returning senior at wide receiver ... named second team All-PSAC East in 2011 ... one of the team's leaders on offense ... a favorite target of returning QB Sean McCartney ... needs to bounce back his senior year and return to his form from sophomore season ... bothered by a hamstring pull for much of his junior year ... should be one of the featured wide receivers in West Chester's spread offense ... excellent size for a wideout ... can go up and get the ball at its highest point ... great hands and long arms make him difficult to mark ... possesses ability to make big plays at the right time of the game ... an all-league candidate once again ... has all the tools to be one of the best wide receivers in the conference ... provides an excellent target for WCU's quarterbacks ... younger brother, Teon, is a sophomore on the football team ... three-year letterwinner.

**2012:** Appeared in 10 games and made nine starts ... tied for fourth on the team in receptions with 15 ... fifth on team in receiving yards with 225 ... caught a pair of TD passes as well ... averaged 15.0 yards per reception ... began the season with a bag ... caught five passes for 61 yards and a score at Delaware ... followed up with two catches for 36 yards and a TD against Gannon ... caught season-high six passes for 70 yards at Kutztown ... only caught two passes in WCU's seven remaining games ... hamstring pull hampered his progress the rest of the year ... caught one pass for 28 yards at California (Pa.) and caught one pass for 30 yards against LIU-Post ... finished year with four carries for 17 yards as well.

**2011:** Appeared in and started all 11 games ... second on the team in receptions with 31 ... led the squad with 569 yards receiving and caught a team-high six touchdown passes ... averaged 51.7 yards per game and a team-best 18.4 yards per reception ... also carried the ball eight times for 88 yards and scored two rushing touchdowns ... third on the team in scoring with 48 points (8 TDs) ... second on squad with 706 all-purpose yards



... averaged 64.2 all-purpose yards per game ... returned two kickoffs for 49 yards ... scored a career-high three TDs on just three touches at Shippensburg ... rushed for two scores and caught a pass for another ... posted career-high 55 yards rushing on two carries at Shippensburg ... caught one pass for a 39-yard TD ... personally outscored Shippensburg with his 18 points in a 52-17 victory ... posted a pair of 100-yard receiving days (Delaware, East Stroudsburg) ... notched a career-high 115 yards receiving on a career-best six catches against East Stroudsburg ... recorded 111 yards receiving on five catches at Delaware ... caught a career-high two TD passes and finished with 96 yards receiving in his own personal homecoming at Millersville ... named second-team All-PSAC East.

**2010:** Appeared in all 11 games ... registered 18 catches for 274 yards and a pair of touchdowns ... also rushed once for six yards and attempted one pass that was intercepted ... recorded two tackles on the year ... hauled in a season-best 68-yard TD strike against Shippensburg on national television ... caught a season-high four passes for a season-best 95 yards and a TD in that double-overtime win over Shippensburg ... grabbed three passes for 38 yards and another score at Bloomsburg ... caught a 33-yard pass against Cheyney in between those two contests against Shippensburg and Bloomsburg ... caught a pair of passes for 39 yards against Edinboro in home opener ... caught two passes for 21 yards the next weekend at Slippery Rock ... caught a pass in every game except the season opener at Delaware ... threw an interception at Bloomsburg in his only pass attempt of the year ... ran the ball once for six yards against Shippensburg ... picked up a solo tackle at home against Millersville ... registered an assisted stop at home against Cheyney.

Career Stats:		Receiving				Rushing			
Year	GP	Att.	Yards	TD	Avg.	No.	Yards	TD	Avg.
2010	11	18	274	2	15.2	1	6	0	6.0
2011	11	31	569	6	18.4	8	88	2	11.0
2012	10	15	225	2	15.0	4	17	0	4.2
<b>Totals</b>	<b>31</b>	<b>64</b>	<b>1068</b>	<b>10</b>	<b>16.7</b>	<b>13</b>	<b>111</b>	<b>2</b>	<b>8.5</b>

**Kick Returns**

Year	No.	Yards	TD	Avg.
2010	0	0	0	0.0
2011	2	49	0	24.5
2012	0	0	0	0.0
<b>Totals</b>	<b>2</b>	<b>49</b>	<b>0</b>	<b>24.5</b>

**Lee's Career Highs**

- Rushing Attempts:** 2, twice (last vs. Bloomsburg, 10/22/11)
- Rushing Yards:** 55, at Shippensburg, 10/8/11
- Long Rush:** 32, at Shippensburg, 10/8/11
- Receptions:** 6, vs. East Stroudsburg 9/24/11
- Receiving Yards:** 115, vs. East Stroudsburg 9/24/11
- Receiving Touchdowns:** 2, vs. Millersville, 11/5/11
- Long Reception:** 68, vs. Shippensburg, 10/7/10
- Long Kickoff Return:** 36, vs. Kutztown 10/26/11
- All-Purpose Yards:** 115, vs. East Stroudsburg 9/24/11



**SHAWN LEO 46**

**PLACE-KICKER SR.**  
 5-9 • 165 LBS. • 3 VL  
 (HARLEYSVILLE, PA./ SOUDERTON)

Returning place-kicker ... second-team All-Super Region 1 selection ... has basically re-written the West Chester record book for place-kicking ... has turned into one of the most prolific place-kickers in West Chester University history ... owns six school records with a seventh surely to come in 2013 ... holds school record for most field goals in a single game (4) – he

has done that twice ... most career field goals (37) ... highest career field goal percentage (82.2 percent) ... holds highest career PAT percentage (96.7) ... holds highest single-season field goal percentage (90 percent [9 of 10]) ... holds record for most field goals in a single season (15) ... stands tied for second all-time in career field goal attempts with 45 ... is just four FG attempts away from the school record of 49 ... holds career-long field goal of 48 yards – he has done that three times ... barely missed a 57-yard attempt in the season finale in 2012 at Clarion ... kick was long enough, but sailed just right of the upright ... enters senior season with 230 career points ... stands 10th all-time on WCU's list ... Fred Mitchell Award finalist in 2010 ... named to the Fred Mitchell Award Watch List in the preseason of 2010 and 2011 ... earned a mention in The Sporting News' preseason preview edition in 2011 as well ... one of the PSAC's top returning place-kickers ... an all-league and all-region candidate once again ... extremely accurate ... maintains that accuracy even from long distances ... very strong leg ... very reliable and consistent with his kicks ... three-year letterwinner.

**2012:** Appeared in all 11 games ... made 13 of his 15 field goal attempts ... converted 48 of 49 extra-point opportunities ... finished with 87 points ... averaged 7.9 points per game ... set school record for career field goals (37) ... holds school record for highest career field goal percentage (82.2 percent) ... nailed a long field goal of 48 yards for the third time in his career ... barely missed a 57-yard attempt in the season finale in 2012 at Clarion ... kick was long enough, but sailed just right of the upright ... was perfect 8-for-8 on field goals under 40 yards ... missed just two field goal attempts (5 of 7) from beyond 40 yards ... one of those misses was the 57-yard attempt at Clarion ... ranked third in PSAC and tied for 17th in NCAA Division II in field goals per game (1.18) ... tied for 47th in the NCAA in scoring (7.9 points per game) ... set a personal best with eight extra points against Millersville ... nailed seven extra points against Cheyney ... made first 23 extra-point attempts of the year before a miss at California (Pa.) ... made his final 25 extra points of the season ... second team All-Super Region 1.

**2011:** Appeared in 10 games ... set the school record for field goals in a single season by making 15 of his 20 attempts ... made 35 of 36 extra-point attempts ... ranked fourth in all of Division II in field goals per game (1.5) ... also ranked tied for 37th in scoring (8.0 points per game) ... led West Chester in scoring with 80 points ... was perfect 6-for-6 under 30 yards ... made 2 of 4 attempts from beyond 40 yards ... kicked a 48-yard field goal at C.W. Post ... was a perfect 3-for-3 in that contest ... nailed six straight field goal attempts on the year, going 3-for-3 against East Stroudsburg the week before the C.W. Post game ... set a school record by kicking four field goals in an OT loss at nationally ranked New Haven in season opener ... connected on 13 of his first 15 attempts on the year.

**2010:** Appeared in all 11 games ... made 90 percent of his field goal attempts (9 of 10) ... set a school single-season record with his 90 percent accuracy ... tied a school record with three field goals made in a single game during West Chester's double-overtime win over Shippensburg on national television ... hit a career-long 48-yard field goal early in the game ... nailed game-tying 42-yard field goal with 25 seconds remaining ... went 2-for-3 on FG attempts at Slippery Rock ... only miss of the season was from 49 yards with eight seconds left in first half ... finished the season with 69 points ... made 36 of 38 PATs ... lone punt of the year was a 31-yarder at Delaware ... averaged 50 yards on 15 kickoffs ... handled kickoff duties against Bloomsburg, Kutztown and Millersville ... also registered one solo tackle at Bloomsburg.

**2009:** Red-shirted ... did not appear in a contest.





the Golden Rams, after taking some time off from football ... still learning head coach Bill Zwaan's Spread Wing-T ... has seemed to pick it up very well in a short time ... could get on the field in a reserve role this fall ... excellent skill-set ... 2009 Philadelphia Inquirer high school Player of the Year and first-team all-state ... letterwinner.

**2012:** Appeared in five games ... did not make a start ... saw action against Delaware, Millersville, LIU-Post, Cheyney and Clarion ... finished the year 3-for-5 for 30 yards ... no touchdowns and no interceptions ... carried the ball three times for 30 yards ... went 1-for-2 for 4 yards against Delaware ... was 2-for-3 for 26 yards against Cheyney ... ran the ball twice for 25 yards against Millersville ... carried the ball once for five yards at Delaware ... did not figure statistically against LIU-Post or Clarion.

**2011:** Did not play.

**2010:** Did not play.

Career Stats:	Passing						Rushing		
	GP	C-A-I	Yds	TD	Pct.	Eff.	Att.	Yds.	TD Avg.
2012	5	3-5-0	30	0	60.0	110.4	3	30	0 10.0
<b>Totals</b>	<b>18</b>	<b>152-291-11</b>	<b>2203</b>	<b>15</b>	<b>51.35</b>	<b>126.68</b>	<b>36</b>	<b>-30</b>	<b>0 -1.4</b>

**Loughery's Career Highs**  
**Passes Completed:** 2. vs. Cheyney, 10/27/12  
**Passing Attempts:** 3. vs. Cheyney, 10/27/12  
**Passing Yards:** 26. vs. Cheyney, 10/27/12  
**Rushing Attempts:** 2. vs. Millersville, 9/15/12  
**Rushing Yards:** 25. vs. Millersville, 9/15/12  
**Long Rush:** 19. vs. Millersville, 9/15/12  
**Total Yards:** 26. vs. Cheyney, 10/27/12

Career Stats:						
Kicking	GP	XPM-XPA	FGM-FGA	Pct.	Long	Points
2010	11	36-38	9-10	.900	48	63
2011	10	35-36	15-20	.750	48	80
2012	11	48-49	13-15	.867	48	87
<b>Totals</b>	<b>32</b>	<b>119-123</b>	<b>37-45</b>	<b>.822</b>	<b>48</b>	<b>230</b>

Punting	No.	Yards	Avg.	Long	TB	FC	I20	Blk
2010	1	31	31.0	31	0	0	0	0
2011	0	0	0.0	0	0	0	0	0
2012	0	0	0.0	0	0	0	0	0
<b>Totals</b>	<b>1</b>	<b>31</b>	<b>31.0</b>	<b>31</b>	<b>0</b>	<b>0</b>	<b>0</b>	<b>0</b>

Kickoffs	No.	Yards	Avg.	TB	OB
2010	15	753	50.2	0	0
2011	8	470	58.8	0	0
2012	1	48	48.0	0	0
<b>Totals</b>	<b>24</b>	<b>1271</b>	<b>52.9</b>	<b>0</b>	<b>0</b>


**Leo's Career Highs**  
**Extra Points:** 8. vs. Millersville, 9/15/12  
**Extra Points Attempted:** 8. vs. Millersville, 9/15/12  
**Field Goals:** 4. twice (last at Clarion, 11/10/12 - \*\*school record\*\*)   
**Field Goal Attempted:** 5. at Clarion, 11/10/12  
**Long Field Goal:** 48. three times (last at Kutztown, 9/22/12)  
**Punts:** 1. at Delaware, 9/2/10  
**Long Punt:** 31. at Delaware, 9/2/10  
**Points:** 15. at Clarion, 11/10/12



**DREW LOUGHERY** **14**  
 QUARTERBACK  
 JR.  
 6-1 • 215 LBS. • 1 VL  
 (PLYMOUTH MEETING, PA./ LASALLE HS)

Very talented quarterback ... served as West Chester's No. 2 signal-caller after starter Sean McCartney went down in season opener with a broken leg, and Mike Mattei was elevated to starting QB ... originally recruited to play football at Temple University, after leading his high school squad to the AAAA state championship his senior year ... never did play for the Owls ... tremendous potential as a QB in the PSAC ... filled in well for





**BARRY LYONS** **92**

DEFENSIVE END  
So.  
6-3 • 265 LBS. • 1 VL  
(MECHANICSBURG, PA./  
LASALLE HS)

Returning defensive lineman ... listed second on the depth chart at defensive end ... may make the switch to the offensive side of the ball ... should contend for playing time this fall in one place or the other ... versatile player with the ability to play on either side of the ball ... continues to develop his skills every day in practice ... possesses all the tools to battle for playing time ... coaching staff is excited about his future with the club ... will see an increase in playing time this fall ... letterwinner.


**2012:** Appeared in eight games ... did not make a start ... registered 10 tackles on the year ... posted two unassisted stops and eight assisted stops ... also recorded one sack ... made collegiate debut against Delaware ... credited with one tackle ... posted a career-high four stops against Millersville ... also registered a pair of tackles against both LIU-Post and Clarion ... posted half a sack against both Millersville and Cheyney ... registered one tackle against Cheyney.

**2011:** Did not appear in a contest.

**2010:** Red-shirted ... did not appear in a contest.

Career Stats:												
Defense	GP	UA	A	Total	TFL-Yds.	Sack-Yds.	Int.	PD	FF	FR	Blks	
2012	8	2	8	10	1.0-8	0.0-0	0-0	0	0	0	0	0
<b>Totals</b>	<b>8</b>	<b>2</b>	<b>8</b>	<b>10</b>	<b>1.0-8</b>	<b>0.0-0</b>	<b>0-0</b>	<b>0</b>	<b>0</b>	<b>0</b>	<b>0</b>	<b>0</b>

**Lyons' Career Highs**  
**Total Tackles:** 4, vs. Millersville, 9/15/12  
**Unassisted Tackles:** 2, at Clarion, 11/10/12  
**Assisted Tackles:** 4, vs. Millersville, 9/15/12  
**Tackles for Loss:** 0.5, twice (last vs. Cheyney, 10/27/12)



**CAMILLE MAX** **39**

FULLBACK  
JR.  
5-10 • 210 LBS. • 1 VL  
(PHILADELPHIA, PA./  
NORTHEAST)

Young linebacker, who worked his way onto the playing field his first season in the program ... coaching staff was very impressed with his progress in just one short season ... coaches are hoping he picks up right where he left off with his development ... short, stocky linebacker, who fills the middle very well ... excellent complement to the Golden Rams' starting middle linebackers ... aggressive ... chases down every play ... played a great deal on special teams last fall ... possesses a great deal of potential ... was listed on depth chart last season as a reserve fullback, but never played on offense ... should be a linebacker for the remainder of his college career ... letterwinner.

**2012:** Appeared in nine games ... did not make a start ... finished with 15 tackles, including one tackle for a loss ... credited with one blocked kick as well ... had seven solo stops and eight assisted stops ... saw most of his time on special teams ... returned one punt for four yards against LIU-Post ... returned one kickoff three yards at Clarion in season finale ... posted career-high 10 tackles against Cheyney ... finished with five solo stops and five assisted stops ... registered two tackles at California (Pa.) ... also recorded a tackle against Kutztown, LIU-Post and Shippensburg.

Career Stats:												
Year	GP	Rushing				Receiving				TD	Avg.	
		Att.	Yards	TD	Avg.	No.	Yards	TD	Avg.			
2012	9	0	0	0	0.0	0	0	0	0.0	0	0	0.0
<b>Totals</b>	<b>9</b>	<b>0</b>	<b>0</b>	<b>0</b>	<b>0.0</b>	<b>0</b>	<b>0</b>	<b>0</b>	<b>0.0</b>	<b>0</b>	<b>0</b>	<b>0.0</b>

**Mx's Career Highs**  
**Long Kickoff Return:** 3, at Clarion, 11/10/12  
**Long Punt Return:** 4, vs. LIU-Post, 10/13/12  
**All-Purpose Yards:** 4, vs. LIU-Post, 10/13/12




**KEVIN MALONE** **6**

DEFENSIVE BACK  
R-Fr.  
6-0 • 190 LBS.  
(PHILADELPHIA, PA./  
WEST CATHOLIC)

Young and talented defensive back ... spent his freshman year in college red-shirting behind some exceptional defensive backs ... will fight for playing time on downs as well as on the special teams ... good speed ... still learning and adjusting to the college game ... coaching staff is excited about his potential ... coming off a productive spring season ... amount of playing time will depend on how well he develops ... thrown in with a talented group of defensive backs.

**2012:** Red-shirted ... did not appear in a contest.



**SHANNON MAYER** **12**

WIDE RECEIVER  
R-Fr.  
6-1 • 185 LBS.  
(NORRISTOWN, PA./  
NORRISTOWN)

Extremely talented wide receiver ... red-shirted his freshman year at West Chester ... coaching staff is very excited to get him out on the field and see what he can do ... tremendous speed ... great hands ... runs good routes ... possesses all the tools to be an all-league wide receiver in the PSAC ... spent his first year in college learning from some experienced and very talented wideouts ... should benefit greatly from that experience ... should make an impact right away in West Chester's offense ... brother, Sheldon, is a wide receiver at Shippensburg ... oldest brother, Sean, was an offensive lineman at West Chester (2007-10).

**2012:** Red-shirted ... did not appear in a contest.





**SEAN 10  
MCCARTNEY**

QUARTERBACK  
JR.  
6-2 • 190 LBS. • 2 VL  
(DOYLESTOWN, PA./  
ARCHBISHOP WOOD)

Fifth-year junior under center ... nicknamed "Red" ... has made 10 starts in his career ... won the starting QB job in 2012 after a productive spring practice ... held that spot throughout the fall camp ... unfortunately, broke his leg in the third quarter of the season opener at Delaware and missed the rest of the year ... knows the offense very well ... potentially an all-league candidate in a conference with a number of excellent QB's ... mature signal-caller, who knows Coach Zwaan's Spread Wing-T offense inside and out ... exudes confidence from a position that demands that quality ... in total control when on the field ... knows what to do with the ball on every play ... plays within himself and plays within Coach Bill Zwaan's system ... good arm ... excellent touch on the ball ... has ability to float the ball into his receivers' waiting arms ... reads plays well ... makes all the correct checks every time ... is very much in control of the offense when he is out there ... one of the team's leaders ... provides quality experience and leadership at the quarterback position ... has experience on his side ... the longest-tenured QB in the Spread Wing-T offense ... three-year letterwinner.

**2012:** Appeared in one game and made one start ... was 14-for-22 for 89 yards with one touchdown and one interception against Delaware in season opener, before breaking his leg and missing the rest of the season ... received a medical waiver for the season and maintains his junior eligibility status ... also ran for a TD in that contest ... it was the first rushing TD of his career ... he carried five times for 26 yards against Delaware, before exiting ... spent the rest of the fall and winter rehabilitating the broken leg.

**2011:** Appeared in all 11 games and made eight starts ... completed 104 passes in 192 attempts for 1,481 yards and eight touchdowns ... completions, attempts and yards were both team highs as well as career highs ... threw 10 interceptions ... completed 54.2 percent of his passes ... authored a 122.29 pass efficiency rating ... ranked 70th in NCAA Division II in pass efficiency ... WCU's passing offense ranked seventh in the PSAC ... averaged 134.6 yards passing per game ... threw for more than 200 yards twice last season (East Stroudsburg, Millersville) ... threw a season-high three TD passes at Millersville ... was sacked 11 times ... threw a career-high three interceptions at C.W. Post ... completed a season-best 16 passes against East Stroudsburg in a win ... attempted a season-high 28 passes in each of West Chester's first two games of the season ... completed 15 of 19 attempts in win at Millersville ... led the Golden Rams in total offense with 1,465 yards ... averaged a team-best 133.2 yards of total offense per game ... was in on 217 plays from scrimmage.

**2010:** Appeared in seven games and made one start ... completed 48 of 99 passes for 722 yards and seven touchdowns ... threw just one interception ... authored a QB efficiency rating of 131.06 ... completed 48.5 percent of his passes ... averaged 103 yards passing per game ... only start of the season came in front of a national television crowd against Shippensburg on CBS College Sports TV Division II Game of the Week ... threw for 444 yards and five touchdowns ... completed 27 of 49 passes ... was intercepted just once in those 49 attempts ... led West Chester to a thrilling 44-43 double-overtime victory ... completed an 18-yard pass on a 4th-and-15 in the final minute of the fourth quarter to keep a drive alive ... WCU kicked a 42-yard field goal with :25 left to tie the game on that drive and send the contest into OT ... his 444 yards passing ranks fourth all-time in a single game at West Chester ... his 49 pass attempts were the

most by a WCU quarterback in a single games since Joe Wright attempted 54 passes against Bloomsburg in 2009 ... he also rushed three times for three yards in that game against Shippensburg ... finished with 447 total yards of offense ... also threw a TD pass against Cheyney and Millersville ... threw for 91 yards against the Wolves and threw for 88 yards against the Marauders ... went 6-for-15 for 37 yards at Kutztown ... rushed twice for seven yards against the Bears as well ... was 3-for-4, including the TD against Millersville in the home finale ... season-high 7-yard rush came against Shippensburg ... threw a 68-yard touchdown pass on two separate occasions (vs. Shippensburg and vs. Millersville) ... appeared opposite Delaware in the fourth quarter ... then appeared in the final six games of the season.

**2009:** Red-shirted ... did not appear in a contest.




Career Stats:	Passing						Rushing		
	GP	C-A-I	Yds	TD	Pct.	Eff.	Att.	Yds.	TD Avg.
2010	7	48-99-1	722	7	48.5	131.06	11	-14	0 -1.3
2011	11	104-192-10	1481	8	54.2	122.3	25	-16	0 -1.5
2012	1	14-22-1	89	1	63.6	103.5	5	26	1 5.2
<b>Totals</b>	<b>19</b>	<b>166-313-12</b>	<b>2292</b>	<b>16</b>	<b>53.0</b>	<b>137.8</b>	<b>41</b>	<b>-4</b>	<b>1 -0.9</b>

**McCartney's Career Highs**

- Passing Attempts: 49, vs. Shippensburg, 10/7/10
- Passes Completed: 27, vs. Shippensburg, 10/7/10
- Passing Yards: 444, vs. Shippensburg, 10/7/10
- Passing Touchdowns: 5, vs. Shippensburg, 10/7/10
- Interceptions: 3, at C.W. Post, 10/1/11
- Rushing Attempts: 5, vs. Slippery Rock, 9/17/11
- Rushing Yards: 14, at Delaware, 9/10/11
- Long Rush: 9, at Delaware, 9/10/11
- Total Yards: 447, vs. Shippensburg, 10/7/10





# ANTHONY 34 McCloskey

NOSE GUARD  
SR.  
6-1 • 235 LBS. • 3 VL  
(GLEN MILLS, PA./  
CARDINAL O'HARA)

Returning starter at nose guard on the defensive line ... second team All-PSAC East selection ... thrust into the starting lineup three years ago as a red-shirt freshman due to injury and flourished ... thrust into a new position last spring and picked it up very quickly ... filled a void at nose guard very well ... a bit under-sized, but uses his quickness to his advantage ... has started every college football game for the Golden Rams over the last three years ... very athletic ... flies to the football ... anticipates plays well ... possesses good instincts for the game ... an all-league candidate as well as all-region prospect ... coaching staff was very impressed at how quickly he picked up his new position ... has taken to the position very well ... anchors the middle of the defensive front ... sheds blockers and has a knack for getting to the ball carrier ... reads plays well ... can be a valuable asset in the pass rush ... has 160 career tackles to his credit ... second among active players on the roster ... one of the top defensive players on the Golden Rams' squad ... three-year letterwinner.

**2012:** Appeared in and started all 11 games ... ranked 14th on the team in tackles with 28 ... notched 11 solo stops and 17 assisted stops ... registered five tackles for a loss and career-high two sacks ... intercepted one pass and returned it 16 yards ... credited with two fumble recoveries ... also credited with one QB hurry ... posted a season-high five tackles at Kutztown ... recorded three solo stops against Cheyney ... had three assisted tackles at Kutztown ... notched four tackles against both Cheyney and Bloomsburg ... picked up a sack against Kutztown and a sack against Cheyney ... notched career-high 2.5 tackles for a loss against Kutztown ... had one tackle for a loss against both Millersville and Cheyney ... added half-a-tackle for a loss against Gannon ... his two fumble recoveries tied for the team lead ... recovered a fumble against Gannon and Clarion ... intercepted a pass at California (Pa.) ... second team All-PSAC East.

**2011:** Appeared in and started all 11 games ... second on the team in tackles with a career-best 71 stops ... his 30 solo stops ranked tied for third on the squad ... his 41 assisted tackles was second as well ... also recorded 3.5 tackles for a loss and one sack ... credited with a pair of QB hurries and recovered a pair of fumbles ... posted a season-high nine tackles in finale against Indiana (Pa.) ... registered at least four tackles in all 11 games ... made eight stops at Delaware and Millersville ... recorded seven tackles on three separate occasions (New Haven, Shippensburg, Cheyney) ... recovered one fumble and returned it 34 yards against East Stroudsburg ... also jumped on a fumble against Kutztown ... credited with a QB hurry against both East Stroudsburg and Cheyney ... picked up his sack against Slippery Rock ... also had a tackle for a loss at Delaware and Shippensburg ... posted five solo stops on four different occasions (Delaware, Slippery Rock, Shippensburg, Cheyney) ... registered six assisted tackles in each of the final three games.

**2010:** Appeared in 11 games and made nine starts ... tied for the team lead in tackles with 61 ... recorded 26 solo stops and 35 assisted stops ... posted 5.5 tackles for a loss, including one sack ... registered a career-high 10 tackles in season finale at Indiana (Pa.) ... credited with seven solo stops in that loss ... notched a career-best seven assisted tackles against Edinboro ... posted 1.5 tackles for a loss on two separate occasions (Slippery Rock, Millersville) ... forced a fumble and broke up a pass against Delaware in season opener ... registered his one sack on the year at Delaware as well ... posted eight tackles against Cheyney ... notched seven stops at East Stroudsburg ... posted at least two tackles in each game ... recorded a tack-


le for a loss at Indiana (Pa.) and half a tackle for a loss against C.W. Post ... registered four solo tackles against East Stroudsburg and Bloomsburg.

**2009:** Red-shirted ... did not appear in a contest.

Career Stats:											
Defense	GP	UA	A	Total	TFL-Yds.	Sack-Yds.	Int.	PD	FF	FR	Blks
2010	11	26	35	61	5.5-20	1.0-9	0	1	1	0	0
2011	11	30	41	71	3.5-13	1.0-8	0	0	0	2	0
2012	11	11	17	28	5.0-21	2.0-16	1-16	0	0	2	0
<b>Totals</b>	<b>33</b>	<b>67</b>	<b>93</b>	<b>160</b>	<b>14.0-54</b>	<b>4.0-33</b>	<b>1-16</b>	<b>1</b>	<b>1</b>	<b>4</b>	<b>0</b>

**McCloskey's Career Highs**  
**Total Tackles:** 10, at Indiana (Pa.), 11/13/10  
**Unassisted Tackles:** 7, at Indiana (Pa.), 11/13/10  
**Assisted Tackles:** 7, vs. Edinboro, 9/11/10  
**Tackles For A Loss:** 2.5, at Kutztown 9/22/12  
**Sacks:** 1.0, four times (last vs. Cheyney 10/27/12)  
**Passes Defensed:** 1, at Delaware 9/2/10  
**Fumbles Forced:** 1, at Delaware 9/2/10  
**Fumbles Recovered:** 1, at Clarion 11/10/12  
**Long Fumble Recovery:** 11, at Clarion 11/10/12





**BRANDON 28**  
**MONK**

RUNNING BACK  
So.  
5-8 • 165 LBS. • 1 VL  
(DEXEL HILL, PA./  
MSGR. BONNER)

Talented, young running back ... also serves as West Chester's primary return man on kickoffs and punts ... will battle incumbent Rondell White for carries in the backfield ... tremendous talent with a great deal of explosion ... hard runner ... physical back with ability to run over you, or run by you ... could see quite a bit of playing time this fall ... makes the running game exponentially better ... excellent complement to White in the backfield ... gives the starter a chance to catch his breath and stay sharp ... one of the top return men in the PSAC ... runs north and south ... makes a decision and goes with it ... letterwinner.

**2012:** Appeared in 10 games ... did not make a start ... finished second on the team in rushing with 235 yards on 37 carries ... scored one touchdown ... averaged 6.4 yards per carry ... caught one pass for seven yards ... returned nine punts for 109 yards ... averaged 12.1 yards per punt return ... returned team-high 17 kickoffs for 436 yards ... racked up 787 all-purpose yards ... averaged 78.7 all-purpose yards per game ... averaged 25.6 yards per kick return ... brought back one kickoff 75 yards against Cheyney ... finished the day with two returns for 101 yards ... mustered a season-high 213 all-purpose yards against the Wolves ... added season-best 80 yards rushing on 10 carries in the game ... also had two punt returns for 38 yards ... returned one punt a season-high 47 yards against Kutztown ... returned five kickoffs for 91 yards against Delaware in season opener ... rushed the ball nine times for 55 yards against Millersville ... rushed the ball three times for 20 yards and his only touchdown against Clarion in season finale ... ran seven times for 32 yards against LIU-Post ... ran the ball three times for 28 yards against Gannon ... gathered 102 all-purpose yards at Kutztown ... had 93 all-purpose yards at Delaware, 95 all-purpose yards against Gannon and 91 all-purpose yards against Millersville.

**2011:** Red-shirted ... did not appear in a contest.

Career Stats:		Rushing				Receiving			
Year	GP	Att.	Yards	TD	Avg.	No.	Yards	TD	Avg.
2012	10	37	235	1	6.4	1	7	0	7.0
<b>Totals</b>	<b>10</b>	<b>37</b>	<b>235</b>	<b>1</b>	<b>6.4</b>	<b>1</b>	<b>7</b>	<b>0</b>	<b>7.0</b>

**Kick Returns**


Year	No.	Yards	TD	Avg.
2012	17	436	0	25.6
<b>Totals</b>	<b>17</b>	<b>436</b>	<b>0</b>	<b>25.6</b>

**Punt Returns**

Year	No.	Yards	TD	Avg.
2012	9	109	0	12.1
<b>Totals</b>	<b>9</b>	<b>109</b>	<b>0</b>	<b>12.1</b>

**Monk's Career Highs**

- Rushing Attempts: 10, vs. Cheyney, 10/27/12
- Rushing Yards: 80, vs. Cheyney, 10/27/12
- Rushing Touchdowns: 1, at Clarion 11/10/12
- Long Rush: 19, vs. Millersville, 9/15/12
- Receptions: 1, at Bloomsburg, 11/3/12
- Receiving Yards: 7, vs. LIU-Post, 10/13/12
- Long Reception: 7, vs. LIU-Post, 10/13/12
- Long Kickoff Return: 75, vs. Cheyney, 10/27/12
- Long Punt Return: 47, at Kutztown, 9/22/12
- All-Purpose Yards: 213, vs. Cheyney, 10/27/12




**NASHEED 49**  
**PARKER**

DEFENSIVE BACK  
R-Fr.  
6-0 • 170 LBS.  
(PHILADELPHIA, PA./IMHOTEP)

Young defensive back ... red-shirted his freshman season ... will fight for playing time among a very talented group of defensive backs ... could see some time on the special teams ... exciting, young player in the Golden Rams' system.

**2012:** Red-shirted ... did not appear in a contest.



**CLINT 27**  
**PASSARELLA**

DEFENSIVE BACK  
So.  
5-9 • 180 LBS.  
(HARLEYSVILLE, PA./SOUDERTON)

Young defensive back ... has two years in college under his belt ... could see much more playing time with the graduation of four starting defensive backs ... could be a candidate for the special teams as well ... will fight for his playing time ... adds depth to the Golden Rams' secondary ... coaching staff is excited about his future ... has made tremendous strides in his two years on the team.

**2012:** Appeared in one game ... made collegiate debut opposite Cheyney ... credited with two unassisted tackles ... did not figure statistically other than that.


**2011:** Red-shirted ... did not appear in a contest.

Career Stats:											
Defense	GP	UA	A	Total	TFL-Yds.	Sack-Yds.	Int.	PD	FF	FR	Blks
2012	1	2	0	2	0.0-0	0.0-0	0-0	0	0	0	0
<b>Totals</b>	<b>1</b>	<b>2</b>	<b>0</b>	<b>2</b>	<b>0.0-0</b>	<b>0.0-0</b>	<b>0-0</b>	<b>0</b>	<b>0</b>	<b>0</b>	<b>0</b>

**Passarella's Career Highs**

- Total Tackles: 2, vs. Cheyney, 10/27/12
- Unassisted Tackles: 2, vs. Cheyney, 10/27/12





**BRANDON 32**  
**PEPPER**

DEFENSIVE BACK  
So.  
5-10 • 195 LBS. • 1 VL  
(LEVITTOWN, PA./PENNSBURY)

One of West Chester's bright, young prospects on defense ... top, young prospect at defensive back ... fits the newly created role of "rover" in the Golden Rams defense ... versatile and talented athlete ... adds depth to the defensive backfield ... will fight for playing time at one of those four positions ... may see the bulk of his action on special teams as well ... that is where he spent a good part of his red-shirt freshman campaign ... talented prospect ... gained valuable playing experience a year ago ... got on the field more and more as the season progressed ... letterwinner.


**2012:** Appeared in 10 games ... did not make a start ... made collegiate debut against Gannon and then appeared in every other game the rest of the season ... missed only the season opener at Delaware ... registered eight tackles ... one unassisted stop and seven assisted stops ... credited with two passes defended ... logged season-high three tackles against LIU-Post ... had season-best two assisted tackles in that game ... posted a single assisted stop against Millersville, California (Pa.), Cheyney, Bloomsburg and Clarion ... credited with a pair of passes defended against Clarion in season finale.

**2011:** Red-shirted ... did not appear in a contest.

**Career Stats:**

Defense	GP	UA	A	Total	TFL-Yds.	Sack-Yds.	Int.	PD	FF	FR	Blks
2012	10	1	7	8	0.0-0	0.0-0	0-0	2	0	0	0
<b>Totals</b>	<b>10</b>	<b>1</b>	<b>7</b>	<b>8</b>	<b>0.0-0</b>	<b>0.0-0</b>	<b>0-0</b>	<b>2</b>	<b>0</b>	<b>0</b>	<b>0</b>

**Pepper's Career Highs**  
**Total Tackles:** 3. 2. vs. LIU-Post, 10/13/12  
**Unassisted Tackles:** 1. 2. vs. LIU-Post, 10/13/12  
**Assisted Tackles:** 2. vs. LIU-Post, 10/13/12  
**Passes Defended:** 2. at Clarion, 11/10/12



**DREW 45**  
**PERSA**

LINEBACKER  
So.  
6-2 • 215 LBS. • 1 VL  
(BETHLEHEM, PA./LIBERTY)

Talented young linebacker ... has risen to second on the depth chart among a very talented and experienced linebacking unit ... an injury cut short his 2012 campaign ... is fully recovered and looking to pick up where he left off a year ago ... coaching staff is excited about his future ... had really impressed the coaching staff, before suffering his season-ending injury ... possesses a great deal of potential ... good size for a linebacker ... possesses great instincts as well ... should see considerable playing time ... part of a talented corps of linebackers ... fits the mold of linebackers at West Chester ... may get a lot of that playing time on special teams in coverage ... brother, Dan Persa, was the quarterback at Northwestern University ... letterwinner.

**2012:** Appeared in six games ... did not make a start ... played in first six games of the season ... injured himself at East Stroudsburg and did not return the rest of the year ... registered 14 tackles on the year ... had four solo stops and 10 assisted stops ... also recorded half a tackle for a loss ... posted season-high five tackles against Millersville ... notched four assisted tackles in that contest ... also recorded his half a tackle for a loss ... made four tackles against Gannon ... had three assisted stops and one solo stop ... had one solo tackle at Delaware in season opener ... made two assisted tackles at East Stroudsburg, before getting hurt ... also had a solo stop against Kutztown.

**2011:** Red-shirted ... did not appear in a contest.

**Career Stats:**

Defense	GP	UA	A	Total	TFL-Yds.	Sack-Yds.	Int.	PD	FF	FR	Blks
2012	6	4	10	14	0.5-1	0.0-0	0-0	0	0	0	0
<b>Totals</b>	<b>6</b>	<b>4</b>	<b>10</b>	<b>14</b>	<b>0.5-1</b>	<b>0.0-0</b>	<b>0-0</b>	<b>0</b>	<b>0</b>	<b>0</b>	<b>0</b>

**Persa's Career Highs**  
**Total Tackles:** 5. vs. Millersville, 9/15/12  
**Unassisted Tackles:** 1. four times (last at Kutztown, 9/22/12)  
**Assisted Tackles:** 4. vs. vs. Millersville, 9/15/12  
**Tackles For A Loss:** 0.5. vs. Millersville, 9/15/12



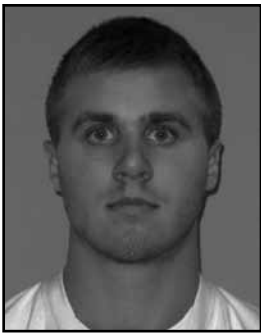
**RALPH 40**  
**REEVES**

LINEBACKER  
R-Fr.  
6-1 • 230 LBS.  
(NORTH WALES, PA./NORTH PENN)

Part of a recruiting class in 2012 that focused on defense and in particular, linebackers ... coaching staff likes his potential ... made tremendous improvements during his red-shirt season ... coming off an equally impressive spring campaign ... possesses all the necessary tools to be an excellent linebacker at this level ... listed second on the depth chart at outside linebacker for much of last season ... should play a more significant role this fall with the Golden Rams ... could get into games on the special teams unit as well ... part of a very deep and talented linebacking corps ... coaching staff still likes his progress there and may get him on the field as much as possible.

**2012:** Red-shirted ... did not appear in a contest.





**JAMES RUSENKO 11**


QUARTERBACK  
So.  
5-9 • 180 LBS.  
(HARLEYSVILLE, PA./SOUDERTON)

Young defensive back ... has two years in college under his belt ... could see much more playing time with the graduation of four starting defensive backs ... could be a candidate for the special teams as well ... will fight for his playing time ... adds depth to the Golden Rams' secondary ... coaching staff is excited about his future ... has made tremendous strides in his two years on the team.

**2012:** Appeared in one game ... made collegiate debut opposite Cheyney ... credited with two unassisted tackles ... did not figure statistically other than that.

**2011:** Red-shirted ... did not appear in a contest.

Career Stats:	Passing						Rushing			
	GP	C-A-I	Yds	TD	Pct.	Eff.	Att.	Yds.	TD	Avg.
2012	1	0-0-0	0	0	0.0	0.0	0	0	0	0.0
<b>Totals</b>	<b>1</b>	<b>0-0-0</b>	<b>0</b>	<b>0</b>	<b>0.0</b>	<b>0.0</b>	<b>0</b>	<b>0</b>	<b>0</b>	<b>0.0</b>



**SHAQUIL RYDER 99**

DEFENSIVE LINE  
R-Fr.  
6-3 • 260 LBS.  
(PHILADELPHIA, PA./IMHOTEP)

Promising young defensive lineman ... excellent size ... spent his freshman year in college red-shirting and preparing to play at this level ... should see a little playing time this fall ... how well he adjusts to the college game will determine how much playing time he gets ... reads a play well ... stuffs the hole as well as any interior lineman on the squad ... coaching staff likes his potential.

**2012:** Red-shirted ... did not appear in a contest.



**DEREK SCHATZ 53**

CENTER  
JR.  
6-3 • 285 LBS.  
(CHURCHVILLE, PA./COUNCIL ROCK SOUTH)


Extremely talented offensive lineman ... transferred into the program from Villanova ... saw plenty of playing time right away at the center position ... would spell senior starter Brian Margetich ... filled that role very well ... should be the starting center in 2013 ... coming off a good spring and productive preseason camp ... all signs point towards him having a breakout campaign this fall ... comes off the ball really well ... can pass protect, too ... gets the offensive line on the same page with its blocking schemes ... very knowledgeable about the game ... big, strong offensive lineman ... integral in the running game ... letterwinner.

**2012:** Appeared in all 11 games ... made one start ... earned his first collegiate start against Millersville ... made collegiate debut at Delaware ... part of an offensive line that allowed just 12 sacks and ranked third in the PSAC in that category ... WCU ranked 23rd nationally as well ... offensive line helped RB Rondell White break the school's single-season rushing record with 1,548 yards rushing ... WCU ranked fourth in the PSAC in rushing offense (188 yards per game) ... White turned in four 200-yard rushing performances as well ... WCU ranked fifth in the PSAC in total offense (433 yards per game).

**2011:** Did not play.

**2010 (Villanova):** Did not appear in a contest.





**BLAISE SCHIELER** **30**

DEFENSIVE BACK  
R-FR.  
5-10 • 170 LBS.  
(LANSDOWNE, PA. / WEST CATHOLIC)

Talented, young defensive back in the Golden Rams' system ... slotted in second on the depth chart at left cornerback ... in his second year in college ... red-shirted a year ago at West Chester ... part of Coach Zwaan's 2011 recruiting class ... has really shot up the depth chart in a short time in college ... still growing at the position ... coaching staff really likes his potential ... part of a very young defensive backfield ... coaching staff needs him to step up and play a big role as a red-shirt freshman.

**2012:** Red-shirted ... did not appear in a contest.



**AL-HAJJ SHABAZZ** **2**

DEFENSIVE BACK  
JR.  
6-2 • 195 LBS. • 2 VL  
(PHILADELPHIA, PA. / BARTRAM)

Returning starter at defensive back ... has quickly developed into one of the Golden Rams' top defensive backs ... rose up through the depth chart quickly at cornerback his first season and continued that improvement through last season ... athletic ... good size and speed for a cornerback ... excellent one-on-one marking skills ... can read a play and break on a ball ... improving in his run support as well ... makes a lot of open-field tackles out on the perimeter ... one of the team's best sure-handed tacklers ... will be quite a talent for the Golden Rams' secondary for the next two years ... two-year letterwinner.

**2012:** Appeared in 10 games and made seven starts ... finished 10th on the team with 38 tackles ... credited with career-high 27 solo stops and added 11 assisted tackles ... credited with two tackles for a loss ... intercepted one pass ... was credited with one pass breakup ... forced a fumble and recovered that very same fumble against LIU-Post ... intercepted a pass at Kutztown ... posted back-to-back-to-back games with six tackles (KU, Cal and ESU) ... established a career-high with six solo stops at California (Pa.) ... notched five solo and one assisted tackle the next week at East Stroudsburg ... started that string with four solo and a pair of assisted tackles at Kutztown ... recorded five tackles in season opener at Delaware and followed up with five more tackles against Gannon in home opener ... made a tackle on 4th-and-3 at Gannon's 35-yard line with four minutes left in the game that helped preserve a 21-17 win for the Golden Rams ... play resulted in just a 1-yard gain and a turnover on downs for the Golden Knights.

**2011:** Appeared in all 11 games ... made three starts ... finished the season with 22 tackles ... posted 12 unassisted stops and 10 assisted tackles ... ranked 15th on the squad in tackles ... recorded one tackle for a loss ... registered three pass breakups ... posted a career-high eight tackles at Millersville ... recorded a career-best six assisted stops ... made a tackle in each of West Chester's final seven games ... posted four tackles at Shippensburg ... credited with a pass breakup against Slippery Rock, Bloomsburg and Millersville ... tackle for a loss came against the Marauders as well ... registered three solo tackles against Kutztown and Shippensburg.


**2010:** Red-shirted ... did not appear in a contest.

**Career Stats:**

Defense	GP	UA	A	Total	TFL-Yds.	Sack-Yds.	Int.	PD	FF	FR	Blks
2011	11	12	10	22	1.0-0	0.0-0	0	3	0	0	0
2012	10	27	11	38	2.0-4	0.0-0	1	2	1	1	0
<b>Totals</b>	<b>21</b>	<b>39</b>	<b>21</b>	<b>60</b>	<b>3.0-4</b>	<b>0.0-0</b>	<b>1</b>	<b>5</b>	<b>1</b>	<b>1</b>	<b>0</b>

**Shabazz's Career Highs**  
**Total Tackles:** 8, at Millersville, 11/5/11  
**Unassisted Tackles:** 6, at California (Pa.), 9/29/12  
**Assisted Tackles:** 6, at Millersville, 11/5/11  
**Tackles For A Loss:** 1.0, three times (last vs. LIU-Post, 10/13/12)  
**Interceptions:** 1, at Kutztown, 9/22/12  
**Passes Defensed:** 1, twice (last at Clarion, 11/10/12)  
**Forced Fumbles:** 1, vs. LIU-Post, 10/13/12  
**Fumble Recoveries:** 1, vs. LIU-Post, 10/13/12





# RONDELL WHITE 24

**RUNNING BACK**  
 SR. • CO-CAPTAIN  
 5-10 • 165 LBS. • 3 VL  
 (WEST CHESTER, PA./RUSTIN)

First team All-PSAC East and second team All-Super Region 1 all-purpose back returning to the fold ... *Lindy's Sports* preseason All-America as all-purpose back ... ran for 1,548 yards and caught 51 passes for another 624 yards last fall ... set school record for rushing yards in a single season in 2012 ... All-America candidate as well as a Harlon Hill preseason candidate ... can score anytime he gets his hands on the ball ... tough runner, who grinds out the extra yard on every carry ... challenging the school record for both career rushing yards and career all-purpose yards ... ranks 11th on WCU's all-time rushing chart with 2,347 career rushing yards and 20 rushing TDs entering his senior year ... has another 1,378 receiving yards and 11 more TDs ... his 31 career TDs ranks tied for ninth all-time at WCU ... ranks fifth all-time on WCU's career all-purpose yards list (4,561) ... he holds school records with four 200-yard rushing games in a single season and five career 200-yard rushing games ... has been a starter on offense since he was a true freshman in 2010 ... first running back in school history to lead the team in receptions ... first running back in school history to catch more than 50 passes in a campaign ... three-year letterwinner.

**2012:** Appeared in and started all 11 games ... led the nation in all-purpose yards per game (200.2) ... ranked second in the PSAC and sixth in the nation in rushing ... set a new school record with 1,548 rushing yards ... rushed for 200 yards in a game four times ... set a Delaware Stadium record for rushing yards in a game by an opponent with 209 yards against Division I-FCS Delaware ... ran for exactly 200 yards at No. 6 California (Pa.) ... ran for 211 yards at No. 13 Bloomsburg ... ran for career-high 227 yards at Clarion ... scored a rushing touchdown in each of West Chester's last eight contests ... scored season-high three rushing TDs at Kutztown ... rushed for 11 TDs and caught a team-high seven TD passes to boot ... his 18 TDs on the year tied him for sixth most in a single season at WCU ... his 140.7 yards rushing per game ranked sixth nationally ... his 2,202 all-purpose yards ranks third all-time in a single season at WCU ... one of only two players in school history to eclipse 300 all-purpose yards in a game three times in his career ... scored 108 points on the year – seventh-most in a single season at WCU ... ranked eighth nationally in scoring (9.8 ppg) ... busted off a career-high 64-yard run against Shippensburg ... hauled in a career-high 89-yard reception for a TD against LIU-Post ... caught for a career-best 176 yards and three TDs against LIU-Post as well ... his 38 carries for 227 yards in the season finale were both career-highs ... his 38 carries ranks as seventh-most in a single game at WCU ... accumulated a career-high 343 all-purpose yards against LIU-Post ... also had 305 all-purpose yards at Bloomsburg ... first team All-PSAC East ... second team All-Super Region 1.

**2011:** Appeared in all 11 games and started six ... led the team in rushing with 701 yards on 141 carries ... averaged 5.0 yards per carry and 63.7 yards rushing per game ... scored nine rushing touchdowns and led the squad with 11 TDs altogether ... ranked third on the team in receiving with 29 catches for 409 yards ... averaged 14.1 yards per reception and 37.2 yards receiving per game ... caught a pair of TD passes ... ranked second on team in scoring with 66 points ... led squad in all-purpose yards with 1,434 ... returned 14 kickoffs for 302 yards ... averaged 21.6 yards per kick return ... returned two punts for 22 yards ... tied for seventh in PSAC in scoring TDs (11) ... ranked seventh in the conference in all-purpose yards per game (128.3) ... ranked 100th in the NCAA II in rushing (63.7 yards per game) ... ranked 48th in NCAA II in all-purpose yards

per game ... rushed for a season-high 203 yards and a TD on 27 carries against the Warriors ... was named PSAC East offensive player of the week for his efforts ... finished the day with 322 all-purpose yards ... caught five passes for 53 yards and returned three kickoffs for 66 yards as well ... rushed for over 100 yards in a game twice (ESU and Shippensburg) ... ran the ball 19 times for 112 yards and a score at Shippensburg ... also caught one pass for 65 yards in that game ... scored a career-high three TDs at Millersville (2 rushing, 1 receiving) ... ran the ball 11 times for 87 yards and caught four passes for 40 yards against the Marauders ... busted off a season-best 37-yard kickoff return against Slippery Rock ... ran off a season-high 39-yard run against East Stroudsburg – scoring on the play ... caught a pair of 65-yard passes as well (Slippery Rock and Shippensburg) ... scored a TD in all but three games.

**2010:** Appeared in all 11 games and started four ... finished third on the team in both rushing and receiving ... rushed for 98 yards on 17 attempts ... averaged 5.8 yards per carry ... caught 27 passes for 345 yards and two touchdowns ... averaged 12.8 yards per catch ... averaged 31.4 yards receiving per game ... racked up 925 all-purpose yards on the season ... averaged 84.1 all-purpose yards per game ... served as team's main kick returner ... returned 23 kickoffs for 441 yards ... averaged 19.2 yards per kick return ... long return of the season was 32 yards against Cheyney ... returned five kickoffs for a season-high 122 yards in that game ... returned three punts on the season for a total of 41 yards ... averaged 13.7 yards per punt return ... long punt return of the season was 30 yards against Edinboro ... ru shed for a season-best 23 yards on national television against Shippensburg ... also caught one pass for 22 yards and returned three kick-offs for 52 yards ... collected 97 all-purpose yards in that game ... rushed for 22 yards the following week against Cheyney ... rushed for 18 yards against Millersville and 15 yards at Indiana (Pa.) ... returned three kickoffs for 76 yards at Indiana (Pa.) ... racked up a season-high 230 all-purpose yards against Cheyney ... caught four passes for 86 yards against Cheyney ... caught TD passes against Edinboro and C.W. Post ... caught a pass in every game of the season at Indiana (Pa.) ... caught a season-high seven passes for 54 yards and a TD against C.W. Post ... also had three rushes for 11 yards in the game.

Career Stats:		Rushing				Receiving			
Year	GP	Att.	Yards	TD	Avg.	No.	Yards	TD	Avg.
2010	11	17	98	0	5.8	27	345	2	12.8
2011	11	141	701	9	5.0	29	409	2	14.1
2012	11	280	1548	11	5.5	51	624	7	12.2
<b>Totals</b>	<b>33</b>	<b>438</b>	<b>2347</b>	<b>20</b>	<b>5.4</b>	<b>107</b>	<b>1378</b>	<b>11</b>	<b>12.9</b>

Kick Returns				
Year	No.	Yards	TD	Avg.
2010	23	441	0	19.2
2011	14	302	0	21.6
2012	1	12	0	12.0
<b>Totals</b>	<b>38</b>	<b>755</b>	<b>0</b>	<b>19.9</b>


  

Punt Returns				
Year	No.	Yards	TD	Avg.
2010	3	41	0	13.7
2011	2	22	0	11.0
2012	1	18	0	18.0
<b>Totals</b>	<b>6</b>	<b>81</b>	<b>0</b>	<b>13.5</b>

**White's Career Highs**  
**Rushing Attempts:** 38, at Clarion, 11/10/12  
**Rushing Yards:** 227, at Clarion, 11/10/12  
**Rushing Touchdowns:** 3, at Kutztown 9/22/12  
**Long Rush:** 64, vs. Shippensburg, 10/20/12  
**Receptions:** 9, at Bloomsburg, 11/3/12  
**Receiving Yards:** 176, vs. LIU-Post, 10/13/12  
**Receiving Touchdowns:** 3, vs. LIU-Post, 10/13/12  
**Long Reception:** 89, vs. LIU-Post, 10/13/12  
**Long Kickoff Return:** 37, vs. Slippery Rock, 9/17/11  
**Long Punt Return:** 30, vs. Edinboro, 9/11/10  
**All-Purpose Yards:** 343, vs. LIU-Post, 10/13/12





**RONELL WILLIAMS** **52**

LINEBACKER  
JR.  
6-1 • 230 LBS. • 2 VL  
(CHESTER, PA./CHESTER)

All-American middle linebacker ... named AFCA All-America in 2012 as well as Associated Press "Little All-America" first team selection ... first sophomore in school history to be named AFCA All-America ... only third defensive player in school history to earn All-America accolades from the coaches' association ... also named All-Super Region 1 first team by the region's sports information directors ... led the conference in tackles a year ago ... ranked 15th nationally as well ... named first team All-PSAC East ... very athletic ... possesses a great deal of lateral speed ... has good instincts for the game ... swarms to the ball ... craves contact ... the type of player that is never satisfied with what he has already achieved ... wants to keep learning and improving his game ... his goal is to get better each day in practice ... has 198 career tackles entering his junior season ... reaches double figures in tackles virtually every game ... has led the Golden Rams in tackles in each of his first two seasons ... was an integral part of the special teams unit, before securing the starting middle linebacker position ... one of the two in the middle in West Chester's new 4-2-5 alignment ... one of the most promising linebackers in the PSAC ... all-league and all-Super Region 1 candidate and All-America candidate again this fall ... if the Harlon Hill Trophy were to be given to a defensive player, he would have the best shot at it ... reads a play very well ... should make more tackles at the line of scrimmage and in the backfield this fall ... can run down a play from almost anywhere on the field ... two-year letterwinner.

**2012:** Appeared in and started all 11 games ... led the team and the PSAC in tackles with 119 ... ranked 15th nationally in tackles per game (10.8) ... had 39 solo tackles and 80 assisted tackles ... his 80 assisted tackles are the second most in a single season in West Chester history ... also tied for the team lead in interceptions with three ... ranked fourth in the country in interceptions by a linebacker at the Division II level ... registered seven tackles for a loss, including 1.5 sacks ... broke up one pass and was credited with one QB hurry ... also forced one fumble ... reached double figures in tackles five times ... recorded a career-high 18 tackles against Shippensburg on Homecoming ... tied a school record with 13 assisted tackles in that contest ... posted 17 tackles at East Stroudsburg earlier in the year ... had 12 assist-



ed stops in that game ... registered 14 tackles against LIU-Post, sandwiched in-between the ESU and Shippensburg games ... racked up 49 tackles in those three games alone ... also posted 12 tackles against both Gannon and Kutztown ... had nine tackles at both Delaware and Bloomsburg ... recorded season-high 2.0 tackles for a loss against Gannon ... notched 1.5 tackles for a loss against both Kutztown and East Stroudsburg ... had one tackle for a loss at Bloomsburg ... had half a tackle for a loss against Delaware and Cheyney ... recorded one sack at Kutztown and half a sack against Cheyney ... forced a fumble against Gannon ... intercepted a pass against Delaware inside the red zone and returned it 13 yards ... intercepted a pass against Kutztown and returned it 29 yards ... intercepted a pass against California (Pa.) and returned it 10 yards ... first team All-PSAC East ... first team All-Super Region 1 ... first team AP Little All-America ... AFCA All-America.

**2011:** Appeared in 10 games and started three contests ... led the team in tackles with 79 ... registered 26 unassisted tackles ... led the squad with 53 assisted tackles ... made five tackles for a loss ... recorded 2.5 sacks ... credited with one pass breakup and three QB hurries ... recovered a fumble against Kutztown ... registered double-digit tackles in each of West Chester's final three games ... made 41 of his 79 tackles in the final three games of the season ... posted a season-high 16 stops at Millersville ... recorded a season-best 11 assisted tackles against Kutztown ... finished that contest with 13 tackles ... posted 12 tackles against Indiana (Pa.) ... registered eight assisted tackles against Bloomsburg ... made six stops at Cheyney, including catching RB Marcus Jones from behind at the 1-yard line after a 60-yard run ... play saved a touchdown as WCU put together a goal-line stand ... recorded one sack at C.W. Post ... recorded season-high 1.5 sacks at Millersville ... credited with season-high 3.5 tackles for a loss in that contest.

**2010:** Red-shirted ... did not appear in a contest.



**Career Stats:**

Defense	GP	UA	A	Total	TFL-Yds.	Sack-Yds.	Int.	PD	FF	FR	Blks
2011	11	26	53	79	5.0-19	2.5-12	0	1	0	1	0
2012	11	39	80	119	7.0-22	1.5-11	3	4	1	0	0
<b>Totals</b>	<b>22</b>	<b>65</b>	<b>133</b>	<b>198</b>	<b>12.0-41</b>	<b>4.0-23</b>	<b>3</b>	<b>5</b>	<b>1</b>	<b>1</b>	<b>0</b>

**Williams' Career Highs**

- Total Tackles:** 18, vs. Shippensburg, 10/20/12
- Unassisted Tackles:** 7, at Millersville, 11/5/11
- Assisted Tackles:** 13, vs. Shippensburg, 10/20/12 - **\*\*school record\*\***
- Tackles For A Loss:** 2.0, vs. Gannon, 9/8/12
- Sacks:** 1.5, at Millersville, 11/5/11
- Interceptions:** 1 three times (last at California (Pa.), 9/29/12)
- Long Interception Return:** 29, at Kutztown, 9/22/12
- Passes Defensed:** 1, five times (last at California (Pa.), 9/29/12)
- Forced Fumble:** 1, vs. Gannon, 9/8/12
- Fumbles Recovered:** 1, vs. Kutztown, 10/29/11



## West Chester Football | All-time vs. Opponents

Opponent (Former School Name)	W	L	T	Opponent	W	L	T
Albright (Schuylkill Seminary)	8	5	0	Lehigh Univ.	1	3	0
American International College	10	2	0	Lenoir-Rhyne College	2	0	0
Appalachian State Univ.	1	0	0	<b>Lock Haven Univ.</b>	<b>19</b>	<b>6</b>	<b>1</b>
Baldwin-Wallace College	2	0	0	Lycoming College (Dickinson Seminary)	0	1	0
Baltimore University	1	0	0	Mansfield Univ.	33	0	0
Beckley Business College	2	0	0	Massachusetts, Univ. of	0	1	0
Bethlehem Prep	1	0	0	McDaniel (Western Maryland)	0	1	0
Bethune-Cookman Univ.	0	1	0	Mercyhurst College	1	0	0
<b>Bloomsburg Univ.</b>	<b>46</b>	<b>24</b>	<b>0</b>	<b>Millersville Univ.</b>	<b>63</b>	<b>17</b>	<b>0</b>
Blue Ridge School	1	0	0	Missouri Valley Univ.	0	1	0
Boston University	1	1	0	Moravian Univ.	7	0	1
Bridgeport, Univ. of	1	1	0	Morgan State Univ.	0	1	0
Buffalo, Univ. of	1	0	0	Muhlenberg College	1	1	0
Bucknell Univ.	0	4	0	Muskingum College	0	1	0
California-Davis, Univ. of	0	1	0	New Hampshire, Univ. of	0	4	0
<b>California (Pa.) Univ.</b>	<b>5</b>	<b>4</b>	<b>0</b>	<b>New Haven, Univ. of</b>	<b>4</b>	<b>8</b>	<b>1</b>
Carson-Newman College	1	0	0	New Jersey, The College of (Trenton St.)	4	1	0
Central Connecticut State Univ.	1	0	0	North Dakota, Univ.	0	1	0
<b>Cheyney Univ.</b>	<b>44</b>	<b>2</b>	<b>1</b>	Northeastern Univ.	2	1	0
City College of N.Y.	2	0	0	Northwest Missouri State Univ.	0	1	0
<b>Clarion Univ.</b>	<b>19</b>	<b>3</b>	<b>0</b>	Penn Frosh	0	1	0
LIU Post Univ. (C.W. Post)	4	4	0	Penn Institute for the Deaf	0	1	0
Delaware, Univ. of	6	47	2	Pennington Prep	2	0	0
Delaware College Reserves	1	0	0	Perkiomen Seminary	1	1	0
Delaware State Univ.	3	0	0	Phoenixville High	1	0	0
Delta State Univ.	1	0	0	Portland State Univ.	0	1	0
Drexel Univ.	11	6	0	Rider Univ.	3	0	0
East Carolina Univ.	2	2	0	Rowan Univ. (Glassboro St.)	10	1	0
<b>East Stroudsburg Univ.</b>	<b>55</b>	<b>22</b>	<b>0</b>	Rutgers, State Univ. of N.J.	1	0	0
Edinboro Univ.	5	4	0	St. Francis (Pa.) College	1	0	0
Elizabethtown College	1	0	0	St. Joseph's (Ind.) Univ.	1	0	0
Elon College	2	0	0	St. Joseph's (Pa.) Univ.	2	3	3
Fayetteville State Univ.	2	0	0	Salisbury State Univ.	2	0	0
Ferris State Univ.	0	1	0	<b>Shippensburg Univ.</b>	<b>22</b>	<b>10</b>	<b>1</b>
Ft. Belvoir College	0	2	0	Slippery Rock Univ.	6	7	0
Ft. duPont Team	1	0	0	S. Connecticut State Univ. (New Haven St.)	3	1	0
Ft. Eustis	1	0	0	Stevens Trade (Stevens Tech)	2	0	0
Ft. Monmouth	1	0	0	SUNY Cortland	2	0	0
Ft. Meyer	1	0	0	Swarthmore College	3	0	0
Franklin & Marshall College	4	0	0	Temple Univ.	1	0	0
<b>Gannon University</b>	<b>1</b>	<b>0</b>	<b>0</b>	Tennessee-Martin, Univ. of	0	1	0
Geneva College	1	1	0	Towson Univ.	1	0	0
Glenville State Univ.	3	0	0	Ursinus College	2	1	0
Goldey-Beacom College	1	0	0	Valdosta State Univ.	0	1	0
Hampden-Sydney College	1	0	0	Villanova Univ.	5	14	0
Haverford College	2	0	0	Virginia State Univ.	1	0	0
Hillsdale	1	1	0	Wagner College	1	0	0
Hill School	2	1	0	Washington College (Md.)	2	0	0
Hofstra Univ.	1	1	0	Waynesburg College	2	2	3
Indiana (Pa) Univ.	5	11	0	West Chester High	1	0	0
Ithaca College	15	0	1	Western Michigan Univ.	0	2	0
Jacksonville State Univ.	0	1	0	Widener (Penn. Military College)	13	5	3
Kings College	4	0	0	Williamson Trade	4	2	0
<b>Kutztown Univ.</b>	<b>47</b>	<b>9</b>	<b>1</b>	Wingate College	1	0	0
Lafayette College	1	0	0	Youngstown State Univ.	0	2	0
LaSalle Univ.	1	9	0				

2013 opponents in **bold**



**TEAM STATISTICS**

	<b>WCU</b>	<b>OPP</b>
<b>SCORING</b>	388	263
Points Per Game	35.3	23.9
<b>FIRST DOWNS</b>	239	228
Rushing	97	84
Passing	124	129
Penalty	18	15
<b>RUSHING YARDAGE</b>	2068	1348
Yards gained rushing	2261	1638
Yards lost rushing	193	290
Rushing Attempts	418	394
Average Per Rush	4.9	3.4
Average Per Game	188.0	122.5
TDs Rushing	17	11
<b>PASSING YARDAGE</b>	2695	2741
Comp-Att-Int	188-316-11	239-392-13
Average Per Pass	8.5	7.0
Average Per Catch	14.3	11.5
Average Per Game	245.0	249.2
TDs Passing	28	23
<b>TOTAL OFFENSE</b>	4763	4089
Total Plays	734	786
Average Per Play	6.5	5.2
Average Per Game	433.0	371.7
<b>KICK RETURNS: #-Yards</b>	40-809	58-1193
<b>PUNT RETURNS: #-Yards</b>	22-210	5-24
<b>INT RETURNS: #-Yards</b>	13-195	11-111
<b>KICK RETURN AVERAGE</b>	20.2	20.6
<b>PUNT RETURN AVERAGE</b>	9.5	4.8
<b>INT RETURN AVERAGE</b>	15.0	10.1
<b>FUMBLES-LOST</b>	18-13	16-11
<b>PENALTIES-Yards</b>	76-663	59-622
Average Per Game	60.3	56.5
<b>PUNTS-Yards</b>	34-1246	54-2000
Average Per Punt	36.6	37.0
Net punt average	34.5	31.3
<b>TIME OF POSSESSION/Game</b>	29:51	30:09
<b>3RD-DOWN Conversions</b>	66/142	64/163
3rd-Down Pct	46%	39%
<b>4TH-DOWN Conversions</b>	6/16	14/24
4th-Down Pct	38%	58%
<b>SACKS BY-Yards</b>	21-139	12-66
<b>MISC YARDS</b>	3	0
<b>TOUCHDOWNS SCORED</b>	50	36
<b>FIELD GOALS-ATTEMPTS</b>	13-15	5-10
<b>ON-SIDE KICKS</b>	0-1	0-2
<b>RED-ZONE SCORES</b>	(35-43) 81%	(22-31) 71%
<b>RED-ZONE TOUCHDOWNS</b>	(25-43) 58%	(18-31) 58%
<b>PAT-ATTEMPTS</b>	(49-50) 98%	(30-34) 8%
<b>ATTENDANCE</b>	20371	33888
Games/Avg Per Game	5/4074	6/5648
Neutral Site Games		0/0

**SCORE BY QUARTERS**

	<b>1st</b>	<b>2nd</b>	<b>3rd</b>	<b>4th</b>	<b>OT</b>	<b>Total</b>
WEST CHESTER	111	133	75	69	0	388
Opponents	35	84	52	92	0	263



<b>RUSHING</b>	<b>GP</b>	<b>Att</b>	<b>Yards</b>	<b>Avg</b>	<b>TD</b>	<b>Long</b>	<b>Av/G</b>
Rondell White	11	280	1548	5.5	11	64	140.7
Brandon Monk	10	37	235	6.4	1	19	23.5
Eddie Elliott	10	21	56	2.7	1	14	5.6
Drew Loughery	5	3	30	10.0	0	19	6.0
Sean McCartney	1	5	26	5.2	1	10	26.0
LaRonn Lee	10	4	17	4.2	0	9	1.7
Adam Dempsey	10	5	16	3.2	0	11	1.6
J. Bonacquisti	11	5	13	2.6	2	6	1.2
Nick Hall	9	2	4	2.0	1	7	0.4
Tim Keyser	6	1	3	3.0	0	3	3.0
<b>TOTAL</b>	<b>11</b>	<b>418</b>	<b>2068</b>	<b>4.9</b>	<b>17</b>	<b>64</b>	<b>188.0</b>
<b>OPP</b>	<b>11</b>	<b>460</b>	<b>1977</b>	<b>4.3</b>	<b>18</b>	<b>74</b>	<b>179.7</b>

<b>PASSING</b>	<b>G</b>	<b>Effic</b>	<b>Cmp-Att-Int</b>	<b>Pct</b>	<b>Yds</b>	<b>TD</b>	<b>Av/G</b>
M. Mattei	11	157.95	170-285-10	59.6	2552	26	232.0
D. Loughery	5	110.40	3-5-0	60.0	30	0	6.0
S. McCartney	1	103.53	14-22-1	63.6	89	1	89.0
<b>TOTAL</b>	<b>11</b>	<b>153.41</b>	<b>188-316-11</b>	<b>59.5</b>	<b>2695</b>	<b>28</b>	<b>245.0</b>
<b>OPP</b>	<b>11</b>	<b>132.43</b>	<b>239-392-13</b>	<b>61.0</b>	<b>2741</b>	<b>23</b>	<b>249.2</b>

<b>RECEIVING</b>	<b>G</b>	<b>No.</b>	<b>Yds</b>	<b>Avg</b>	<b>TD</b>	<b>Long</b>	<b>Av/G</b>
Jim Kelly	11	51	712	14.0	6	51	64.7
Rondell White	11	51	624	12.2	7	89	56.7
Erick Brundidge	11	22	414	18.8	6	69	37.6
Sean Beahan	11	15	266	17.7	2	73	24.2
LaRonn Lee	10	15	225	15.0	2	35	22.5
Adam Dempsey	10	15	162	10.8	1	38	16.2
Tim Keyser	6	6	88	14.7	1	41	14.7
J. Bonacquisti	11	3	42	14.0	0	29	3.8
Nick Hall	9	2	34	17.0	0	23	3.8
Brandon Monk	10	1	7	7.0	0	7	0.7
Eddie Elliott	10	1	4	4.0	0	4	0.4
<b>TOTAL</b>	<b>11</b>	<b>188</b>	<b>2695</b>	<b>14.3</b>	<b>28</b>	<b>89</b>	<b>245.0</b>
<b>OPP</b>	<b>11</b>	<b>239</b>	<b>2741</b>	<b>11.5</b>	<b>23</b>	<b>66</b>	<b>249.2</b>

<b>PUNT RETURNS</b>	<b>No.</b>	<b>Yds</b>	<b>Avg</b>	<b>TD</b>	<b>Long</b>
Nate Pagan	11	79	7.2	0	21
Brandon Monk	9	109	12.1	0	47
Rondell White	1	18	18.0	0	18
Camille Max	1	4	4.0	0	4
<b>TOTAL</b>	<b>22</b>	<b>210</b>	<b>9.5</b>	<b>0</b>	<b>47</b>
<b>OPP</b>	<b>5</b>	<b>24</b>	<b>4.8</b>	<b>0</b>	<b>11</b>

<b>KICK RETURNS</b>	<b>No.</b>	<b>Yds</b>	<b>Avg</b>	<b>TD</b>	<b>Long</b>
Brandon Monk	17	436	25.6	0	75
Eddie Elliott	8	141	17.6	0	31
Nate Pagan	7	154	22.0	0	35
Adam Dempsey	2	15	7.5	0	15
Rondell White	1	12	12.0	0	12
Shawn Krautzel	1	4	4.0	0	4
Camille Max	1	3	3.0	0	3
Shawn Driggins	1	0	0.0	0	0
<b>TOTAL</b>	<b>40</b>	<b>809</b>	<b>20.2</b>	<b>0</b>	<b>75</b>
<b>OPP</b>	<b>58</b>	<b>1193</b>	<b>20.6</b>	<b>2</b>	<b>98</b>

<b>PUNTING</b>	<b>No.</b>	<b>Yds</b>	<b>Avg</b>	<b>Long</b>	<b>TB</b>	<b>FC</b>	<b>I20</b>	<b>50+</b>
Rich Bruno	34	1246	36.6	59	2	12	10	5

<b>INTERCEPTIONS</b>	<b>No.</b>	<b>Yds</b>	<b>Avg</b>	<b>TD</b>	<b>Long</b>
John O'Donnell	3	118	39.3	2	70
Ronell Williams	3	52	17.3	0	29
Shawn Krautzel	2	4	2.0	0	4
A. McCloskey	1	16	16.0	0	16
Al-Hajj Shabazz	1	0	0.0	0	0
<b>TOTAL</b>	<b>13</b>	<b>195</b>	<b>15.0</b>	<b>2</b>	<b>70</b>
<b>OPP</b>	<b>11</b>	<b>111</b>	<b>10.1</b>	<b>0</b>	<b>34</b>

		----- PATs -----				
<b>SCORING</b>	<b>TD</b>	<b>FGs</b>	<b>Kick</b>	<b>Rush</b>	<b>Rcv Pass</b>	<b>Saf Pts</b>
R. White	18	-	-	-	-	- 108
S. Leo	0	13-15	48-49	-	-	- 87
E. Brundidge	6	-	-	-	-	- 36
L. Lee	2	-	-	-	-	- 12
J. Bonacquisti	2	-	-	-	-	- 12
A. Dempsey	1	-	-	-	-	- 6
T. Keyser	1	-	-	-	-	- 6
A. Cohen	1	-	-	-	-	- 6
E. Elliott	1	-	-	-	-	- 6
B. Monk	1	-	-	-	-	- 6
S. McCartney	1	-	-	-	-	- 6
N. Hall	1	-	-	-	-	- 6
W. Huff	-	-	1-1	-	-	- 1
<b>TOTAL</b>	<b>50</b>	<b>13-15</b>	<b>49-50</b>	<b>-</b>	<b>-</b>	<b>-388</b>
<b>OPP</b>	<b>36</b>	<b>5-10</b>	<b>30-34</b>	<b>0-1</b>	<b>1 1-1</b>	<b>-263</b>

<b>TOTAL OFFENSE</b>	<b>G</b>	<b>Plays</b>	<b>Rush</b>	<b>Pass</b>	<b>Total</b>	<b>Avg/G</b>
M. Mattei	11	320	91	2552	2643	240.3
R. White	11	280	1548	0	1548	140.7
B. Monk	10	37	235	0	235	23.5
S. McCartney	1	27	26	89	115	115.0
D. Loughery	5	8	30	30	60	12.0
E. Elliott	10	21	56	0	56	5.6
L. Lee	10	4	17	0	17	1.7
A. Dempsey	10	5	16	0	16	1.6
J. Bonacquisti	11	5	13	0	13	1.3
N. Hall	9	2	4	0	4	0.4
T. Keyser	5	1	3	0	3	0.6
<b>TOT</b>	<b>11</b>	<b>734</b>	<b>2068</b>	<b>2695</b>	<b>4763</b>	<b>433.0</b>
<b>OPP</b>	<b>11</b>	<b>786</b>	<b>1348</b>	<b>2741</b>	<b>4089</b>	<b>371.7</b>

<b>ALL-PURPOSE</b>	<b>G</b>	<b>Rush</b>	<b>Rcv</b>	<b>PR</b>	<b>KR</b>	<b>IR</b>	<b>Tot</b>	<b>Avg</b>
R. White	11	1548	624	18	12	0	2202	200.2
B. Monk	10	236	7	109	436	0	787	78.7
E. Brundidge	11	0	414	0	0	0	414	37.6
L. Lee	10	17	225	0	0	0	242	24.2
E. Elliott	10	56	4	0	141	0	201	20.1
A. Dempsey	10	16	162	0	15	0	193	19.3
T. Keyser	5	3	88	0	0	0	91	18.2
J. Bonacquisti	11	13	42	0	0	0	55	5.0
R. Williams	11	0	0	0	0	52	52	4.7
N. Hall	9	4	34	0	0	0	38	4.2
D. Loughery	5	30	0	0	0	0	30	6.0
S. McCartney	1	26	0	0	0	0	26	26.0
A. McCloskey	11	0	0	0	0	16	16	1.5
S. Krautzel	11	0	0	0	4	4	8	0.7
C. Max	9	0	0	4	3	0	7	0.8
<b>TOTAL</b>	<b>11</b>	<b>2068</b>	<b>2695</b>	<b>210</b>	<b>809</b>	<b>195</b>	<b>5977</b>	<b>543.4</b>
<b>OPP</b>	<b>11</b>	<b>1348</b>	<b>2741</b>	<b>241</b>	<b>193</b>	<b>111</b>	<b>5417</b>	<b>492.5</b>



**West Chester Football | 2012 Final Individual Stats**

Def Leaders	GP	UA	Tackles			Sacks No.-Yds	Passes Defensed			Fumbles		Blocks	
			A	TT	TFL-Yds		Int.-Yds	BRUP	QBH	RCV-Yds	FF	Kick	Saf
Ronell Williams	11	39	80	119	7.0-22	1.5-11	3-52	1	1	-	1	-	-
Shawn Krautzel	11	25	37	62	2.5-8	-	2-4	3	-	-	1	-	-
John O'Donnell	11	21	38	59	2.5-7	-	3-118	2	-	2-49	-	-	-
Carl Barnes	10	27	31	58	2.5-9	1.0-4	1-0	2	1	1-0	-	-	-
Mike Labor	8	20	28	48	4.5-21	1.0-14	-	2	-	-	1	-	-
Bob Sabol	11	27	21	48	-	-	1-0	12	-	1-0	-	1	-
Mike Culbreath	11	14	33	47	3.5-15	1.0-9	-	2	-	-	-	-	-
Eric Edwers	11	14	30	44	6.5-31	3.5-24	-	1	5	1-0	-	-	-
Demrick Cook	11	8	33	41	4.0-18	0.5-5	-	1	1	-	-	-	-
Al-Hajj Shabazz	10	27	11	38	2.0-4	-	1-0	1	-	1-0	1	-	-
Matt Carroll	11	17	20	37	3.0-14	1.5-13	1-5	2	1	1-2	1	-	-
Dante Devine	9	21	12	33	2.0-38	-	-	4	-	-	2	-	-
Andrew Cohen	11	9	24	33	7.5-23	4.5-20	-	2	1	1-4	-	-	-
Andrew McCloskey	11	11	17	28	5.0-21	2.0-16	1-16	-	1	2-11	-	-	-
Chris DiValentino	11	6	14	20	1.0-4	0.5-4	-	-	1	-	1	-	-
Lew Esposito	11	10	8	18	4.5-15	1.0-4	-	2	2	-	-	-	-
Kayo Bakare	4	6	12	18	1.5-2	1.0-1	-	-	-	-	1	-	-
Camille Max	9	7	8	15	1.0-1	-	-	-	-	-	1	1	-
Drew Persa	6	4	10	14	0.5-1	-	-	-	-	-	-	-	-
Drew Formica	9	4	6	10	-	-	-	-	-	-	-	-	-
Barry Lyons	8	2	8	10	1.0-8	1.0-8	-	-	-	-	-	-	-
Teon Lee	8	6	4	10	1.0-6	1.0-6	-	-	-	-	-	-	-
Zach Wood	11	8	2	10	-	-	-	-	-	-	-	-	-
Brandon Pepper	10	1	7	8	-	-	-	2	-	-	-	-	-
Dominic Taggart	10	4	4	8	-	-	-	-	-	-	-	-	-
Mike Lonergan	4	3	5	8	-	-	-	-	1	1-22	-	-	-
Nate Pagan	10	5	1	6	1.0-2	-	-	-	-	-	-	-	-
Erick Brundidge	11	3	0	3	-	-	-	-	-	-	-	-	-
Adam Dempsey	10	3	0	3	-	-	-	-	-	-	1	-	-
Will Huff	11	2	1	3	-	-	-	-	-	-	-	-	-
LaRonn Lee	10	1	1	2	-	-	-	-	-	-	-	-	-
Trey Farmer	11	2	0	2	-	-	-	-	-	-	-	-	-
Courtland Bragg	4	2	0	2	-	-	-	-	-	-	-	-	-
Jared Bonacquisti	11	1	1	2	-	-	-	-	-	-	-	-	-
Clint Passarella	1	2	0	2	-	-	-	-	-	-	-	-	-
Myles Tornetta	2	0	2	2	-	-	-	-	-	-	-	-	-
Erik Pratt	11	1	0	1	-	-	-	-	-	-	-	-	-
John Kilpatrick	4	0	1	1	-	-	-	1	-	-	-	-	-
Brian Butler	2	1	0	1	-	-	-	-	-	-	-	-	-
Tom Shrader	5	0	1	1	-	-	-	-	-	-	-	-	-
Sean Beahan	11	1	0	1	-	-	-	-	-	-	-	-	-
Jim Kelly	11	0	1	1	-	-	-	-	-	-	-	-	-
<b>TOTAL</b>	<b>11</b>	<b>366</b>	<b>512</b>	<b>878</b>	<b>64-270</b>	<b>21-139</b>	<b>13-195</b>	<b>40</b>	<b>15</b>	<b>11-88</b>	<b>11</b>	<b>2</b>	<b>0</b>
<b>OPPONENTS</b>	<b>11</b>	<b>333</b>	<b>491</b>	<b>824</b>	<b>64-169</b>	<b>12-66</b>	<b>11-111</b>	<b>26</b>	<b>13</b>	<b>13-13</b>	<b>11</b>	<b>0</b>	<b>0</b>



# *History of the Program*



***GOLDEN RAMS FOOTBALL***



**1920 (5-2-0) - Bert Hall**

West Chester High	W, 6-0
Swarthmore Prep	W, 12-0
Phoenixville High	W, 20-0
Ursinus Reserves	L, 7-13
Villanova Frosh	W, 13-0
Swarthmore Prep	W, 14-3
Williamson Trade	L, 0-7

**1921 (2-4-1) - Charles Martz**

10/8 @ Penn Frosh	L, 7-24
Perkiomen Sem.	W, 21-7
Williamson Trade	W, 20-14
Moravian Prep	T, 7-7
Shippensburg	L, 7-63
Schuykill Seminary	L, 0-20
Millersville	L, 7-38

11/7 Muhlenberg Fr.	L, 14-19
11/14 Millersville	W, 76-0

**1926 (4-3-0) - J.A. McGovern**

10/2 Hill School	L, 0-3
10/9 Williamson Trade	W, 39-0
10/16 Franklin & Marshall	W, 12-6
10/23 @ Bloomsburg	L, 0-9
10/30 Shippensburg	W, 19-15
11/6 Stroudsburg	L, 0-6
11/17 @ Millersville	W, 25-0

**1927 (7-1-0) - J.A. McGovern**

10/1 @ Hill School	W, 12-6
10/8 F&M Frosh	W, 41-0
10/15 Bloomsburg	W, 40-0
10/22 Franklin & Marshall	W, 26-0
10/29 @ Shippensburg	W, 21-0

10/31 Trenton St.	W, 31-0
11/7 Lock Haven	L, 0-26
11/14 La Salle	L, 0-6
11/21 Millersville	W, 19-8

**1932 (5-3-0) - Howard Wescott**

Albright	L, 2-38
Drexel	L, 6-18
St. Joseph's	W, 6-0
10/15 Indiana (Pa.)	W, 6-0
10/22 Shippensburg	W, 27-2
La Salle	L, 0-20
Lock Haven	W, 13-0
Millersville	W, 20-0

**1933 (3-5-0) - Howard Wescott**

9/23 @ Villanova	L, 0-45
9/30 St. Joseph's	L, 6-7
10/7 @ Drexel	L, 7-13
10/13 @ Penn Military	L, 6-38
10/21 @ Shippensburg	W, 38-0
10/28 La Salle	L, 0-6
11/11 Millersville	W, 19-0
11/18 Albright	W, 6-0

**1934 (4-4-0) - W. Glenn Killinger**

9/28 Muhlenberg	W, 9-0
10/6 @ Drexel	W, 6-0
10/13 Penn Military	L, 0-20
10/20 La Salle	L, 0-6
10/27 @ Millersville	W, 71-0
11/3 Lock Haven	W, 31-0
11/10 W. Maryland	L, 12-35
11/24 @ W. Michigan	L, 7-13

**1935 (7-3-0) - W. Glenn Killinger**

9/28 @ Rutgers	W, 19-7
10/5 Elon	W, 9-6
10/12 @ Penn Military	L, 0-12
10/19 Baltimore	W, 34-0
10/26 LaSalle	L, 0-7
11/2 Lock Haven	W, 18-0
11/9 @ Albright	W, 7-6
11/16 @ Washington	W, 19-3
11/23 Western Michigan	L, 6-7
11/28 Waynesburg	W, 15-6

**1936 (4-4-1) - W. Glenn Killinger**

9/26 Slippery Rock	W, 13-6
10/3 @ Albright	L, 6-7
10/10 Elon	W, 25-0
10/17 Penn Military	L, 0-8
10/24 St. Joseph's (Pa.)	T, 0-0
10/31 @ Lock Haven	L, 7-10
11/7 La Salle	L, 14-19
11/14 Washington	W, 41-6
11/21 @ Waynesburg	W, 12-7

**1937 (6-3-1) - W. Glenn Killinger**

9/17 Penn Military	W, 19-0
9/24 Slippery Rock	W, 7-0
10/1 La Salle	L, 0-6
10/8 Ithaca	W, 20-0
10/15 @ Geneva (Pa.)	L, 6-7
10/25 Waynesburg	T, 0-0
10/29 Kutztown	W, 19-0
11/2 St. Joseph's (Pa.)	W, 14-7
11/5 Lock Haven	L, 0-6
11/20 Penn Military	W, 6-3

**1938 (4-2-3) - W. Glenn Killinger**

9/16 Penn Military	W, 27-14
9/23 St. Joseph's (Pa.)	L, 0-17
10/1 East Stroudsburg	W, 13-6
10/7 Geneva (Pa.)	W, 7-6
10/14 La Salle	W, 12-0
10/28 Kutztown	T, 0-0
11/5 Lock Haven	T, 6-6
11/11 Waynesburg	L, 6-13
11/24 Penn Military	T, 0-0

**1939 (3-3-3) - W. Glenn Killinger**


9/22 St. Joseph's (Pa.)	T, 0-0
9/29 Penn Military	L, 8-23
10/6 East Stroudsburg	W, 24-0
10/13 La Salle	L, 0-28
10/20 Waynesburg	T, 6-6
10/27 Kutztown	W, 18-0
11/4 @ Albright	L, 19-25
11/11 @ Lock Haven	W, 13-7
11/18 @ Penn Military	T, 6-6

**1940 (5-2-1) - W. Glenn Killinger**

9/20 Blue Ridge	W, 19-0
9/27 La Salle	L, 0-13
10/4 Penn Military	W, 9-0
10/18 Ithaca	T, 7-7
10/25 Albright	W, 7-0
11/2 @ Waynesburg	L, 0-20
11/8 Lock Haven	W, 18-0
11/16 @ East Stroudsburg	W, 18-0

**1941 (5-1-2) - W. Glenn Killinger**

9/27 @ Delaware	T, 7-7
10/3 East Stroudsburg	W, 28-6
10/10 @ Albright	L, 0-6
10/17 Penn Military	W, 13-0
10/25 @ Indiana (Pa.)	W, 27-0
10/31 Waynesburg	T, 0-0
11/7 Lock Haven	W, 14-6
11/14 Ithaca College	W, 28-0



The 1923 West Chester University football team finished undefeated at 7-0-0 under head coach Herchel Mosier.

**1922 (3-5-0) - Bert Hall**

F&M Academy	W, 12-0
Stevens Trade	W, 12-2
PA Instit. for Deaf	L, 0-25
Williamson Trade	L, 0-7
Perkiomen Sem.	L, 0-39
Shippensburg	L, 6-19
Trenton Normal	L, 0-53
Millersville	W, 8-0

11/5 Trenton	W, 7-0
11/12 Millersville	W, 43-0
11/19 @ Stroudsburg	L, 6-13

**1928 (8-0-0) - J.A. McGovern**

9/29 Elizabethtown	W, 18-0
10/6 @ Hill School	W, 12-7
10/13 @ Bloomsburg	W, 13-0
10/20 Lafayette Frosh	W, 12-7
10/27 Villanova Frosh	W, 7-6
11/3 Beckley Business	W, 24-7
11/10 @ Millersville	W, 6-0
11/17 Stroudsburg	W, 12-0

**1923 (7-0-0) - Herchel L. Mosier**

Villanova Frosh	W, 7-0
Ursinus Reserves	W, 6-0
10/20 Williamson Trade	W, 26-0
10/27 Stevens Trade	W, 32-0
Shippensburg	W, 6-0
Delaware Reserves	W, 81-0
Millersville	W, 47-0

**1924 (5-2-0) - J.A. McGovern**

Bethlehem Prep	W, 7-0
Ursinus	W, 7-0
Pennington Sem.	W, 34-0
Dickinson Seminary	L, 0-6
(@ Williamsport, Pa.)	
Shippensburg	L, 0-7
Temple	W, 13-3
@ Millersville	W, 19-3

**1929 (5-3-0) - B. Conover**

9/21 @ Drexel	L, 12-13
9/28 Goldey	W, 41-0
10/5 Trenton	W, 27-2
10/12 Bloomsburg	W, 25-0
10/19 @ St. Joseph's	L, 0-6
11/3 @ Stroudsburg	W, 14-7
11/10 Millersville	W, 13-0
11/16 Slippery Rock	L, 6-13

**1930 (4-1-1) - B. Conover**

9/20 @ Drexel	W, 13-0
10/11 Beckley Business	W, 40-0
10/25 @ St. Joseph's	T, 6-6
11/1 @ Trenton	W, 19-0
11/8 @ Millersville	W, 6-0
11/15 @ Slippery Rock	L, 2-14


**1931 (2-4-1) - B. Conover**

10/10 @ Indiana (Pa.)	L, 7-12
10/17 @ Drexel	L, 0-12
10/24 @ Shippensburg	T, 0-0



John Taronis was the school's first AP All-American in 1935.





Ben Coren was an honorable mention All-America pick by the AP in 1947.

**1942 (5-3-1) - Henry J. Miller**

9/19	@ Moravian	W, 6-0
9/25	@ Delaware	L, 0-20
10/2	Fort duPont	W, 32-0
10/9	Penn Military	T, 6-6
10/16	Ithaca College	W, 6-0
10/23	Indiana (Pa.)	W, 20-0
10/31	@ Albright	W, 6-0
11/7	@ Lock Haven	L, 13-20
11/14	@ East Stroudsburg	L, 0-26

**1943-44**

No football played

**1945 (3-0-1) - W. Glenn Killinger**

10/13	@ Haverford "B"	W, 12-0
10/19	Delaware	T, 6-6
10/26	Drexel	W, 6-0
11/10	Swarthmore	W, 12-7

**1946 (9-1-0) - W. Glenn Killinger**

9/20	@ Moravian	W, 13-6
9/27	Drexel	W, 12-0
10/5	@ CCNY	W, 20-0
10/11	Penn Military	W, 40-0
10/18	Lock Haven	L, 6-13
10/25	East Stroudsburg	W, 13-7
11/2	@ Albright	W, 26-0
11/8	@ Ithaca College	W, 13-7
11/16	@ Millersville	W, 12-0
11/23	@ Wagner	W, 32-0

**1947 (10-1-0) - W. Glenn Killinger**

9/19	Moravian	W, 20-6
9/26	Drexel	W, 33-13
10/3	@ Penn Military	W, 33-0
10/10	@ Albright	W, 20-7
10/17	@ Lock Haven	W, 14-6
10/25	@ East Stroudsburg	W, 6-0
11/1	Rider	W, 35-0
11/7	CCNY	W, 47-0
11/14	@ Millersville	W, 6-0
TG	<b>Burley Bowl</b>	
	Carson-Newman	W, 20-6
	(@ Johnson City, Tenn.)	

1/1/48	<b>Cigar Bowl</b>	
	Missouri Valley	L, 7-26
	(@ Johnson City, Tenn.)	

**1948 (7-1-0) - W. Glenn Killinger**

9/24	Rider	W, 14-0
10/1	Penn Military	W, 10-0
10/8	@ Delaware	L, 0-19
10/15	Lock Haven	W, 21-7
10/22	East Stroudsburg	W, 14-7
10/29	Millersville	W, 33-13
11/5	@ Moravian	W, 30-0

**Burley Bowl**

Appalachian St. W, 7-2  
(@ Johnson City, Tenn.)

**1949 (8-1-0) - W. Glenn Killinger**

9/23	Albright	W, 46-6
9/30	@ Penn Military	W, 20-14
10/7	SUNY Cortland	W, 19-7
10/15	@ Lock Haven	W, 7-0
10/22	@ East Stroudsburg	W, 7-0
10/25	Millersville	W, 27-0
11/4	Moravian	W, 47-0
11/11	St. Francis (Pa.)	W, 35-0
11/19	@ Delaware	L, 14-27

**1950 (7-2-0) - W. Glenn Killinger**

9/23	Penn Military	W, 20-0
9/29	@ Delaware	L, 13-16
10/7	@ SUNY Cortland	W, 26-0
10/15	Lock Haven	W, 39-21
10/22	East Stroudsburg	W, 27-0
10/29	@ Millersville	W, 26-7
11/4	@ Moravian	W, 20-0
11/12	Bloomsburg	W, 31-6
11/18	Drexel	L, 6-7

**1951 (8-2-0) - W. Glenn Killinger**

9/14	Millersville	W, 41-21
9/21	Penn Military	W, 19-6
9/28	Rider	W, 33-12
10/6	@ Delaware	L, 20-47
10/13	@ Lock Haven	W, 35-6
10/20	@ East Stroudsburg	W, 27-13
11/2	Moravian	W, 41-7
11/10	@ Bloomsburg	L, 7-16
11/17	@ Drexel	W, 13-0

**Pretzel Bowl**

@ Albright W, 32-9



Pete Mosteller breaks through the line for another TD during West Chester's 1957 undefeated season.

**1952 (7-0-0) - W. Glenn Killinger**

9/19	Penn Military	W, 21-6
10/11	@ Delaware	W, 24-20
10/17	Lock Haven	W, 74-7
10/24	East Stroudsburg	W, 41-0
11/1	Kutztown	W, 50-0
11/8	@ Millersville	W, 55-6
11/14	Bloomsburg	W, 26-6

**1953 (7-1-0) - W. Glenn Killinger**

9/18	@ Fort Belvoir	L, 6-21
9/25	@ Penn Military	W, 27-8
10/2	Drexel	W, 47-12
10/10	@ Delaware	W, 27-13
10/17	@ Lock Haven	W, 54-7
10/24	@ East Stroudsburg	W, 16-6
10/30	Kutztown	W, 53-6
11/14	@ Bloomsburg	W, 20-13

**1954 (5-4-0) - W. Glenn Killinger**

9/18	@ East Carolina	W, 6-4
9/25	@ Delaware	L, 6-40
10/2	@ Drexel	W, 22-0
10/9	Youngstown	L, 9-21
10/15	Lock Haven	W, 32-0
10/22	East Stroudsburg	L, 12-14
10/29	@ Fort Belvoir	L, 12-23
11/6	@ Millersville	W, 52-0
11/12	Bloomsburg	W, 41-0

**1955 (6-3-0) - W. Glenn Killinger**

9/17	@ East Carolina	W, 9-0
9/23	Fort Monmouth	W, 14-7
9/30	Drexel	L, 0-7
10/7	@ Youngstown	L, 6-39
10/15	@ Lock Haven	W, 20-0
10/22	@ East Stroudsburg	W, 23-20
10/28	King's	W, 27-7
11/4	Millersville	W, 27-14
11/12	@ Bloomsburg	L, 7-17

**1956 (7-1-0) - W. Glenn Killinger**

9/22	@ Delaware	W, 10-7
9/29	King's	W, 21-19
10/6	@ New Haven	L, 7-33
10/13	Drexel	W, 13-7
10/20	@ California (Pa.)	W, 31-7
10/28	East Stroudsburg	W, 15-7
11/3	@ Millersville	W, 31-14
11/9	Bloomsburg	W, 21-7

**1957 (9-0-0) - W. Glenn Killinger**

9/21	@ Fort Meyer	W, 25-7
9/27	@ King's	W, 52-12
10/5	New Haven	W, 47-7
10/12	Baldwin-Wallace	W, 39-7
10/18	Drexel	W, 39-0
10/26	East Stroudsburg	W, 34-0
11/1	Millersville	W, 25-0
11/9	Bloomsburg	W, 13-7
11/15	California (Pa.)	W, 52-0

**1958 (9-1-0) - W. Glenn Killinger**

9/20	@ Villanova	L, 14-28
9/27	@ Mansfield	W, 19-0
10/4	King's	W, 63-7
10/10	East Stroudsburg	W, 49-0
10/18	Drexel	W, 51-0
10/25	@ Shippensburg	W, 40-20
11/1	@ Millersville	W, 68-0
11/7	Bloomsburg	W, 56-0
11/14	Cheyney	W, 85-0
11/21	@ Baldwin-Wallace	W, 69-12

**1959 (7-1-0) - W. Glenn Killinger**

9/19	@ Villanova	W, 13-7
9/25	Mansfield	W, 54-0
10/11	@ East Stroudsburg	W, 25-0
10/17	Northeastern	W, 41-8
10/24	Shippensburg	W, 14-0
10/31	Millersville	W, 41-7
11/8	@ Bloomsburg	L, 10-13
11/14	Cheyney	W, 70-19

**1960 (9-0-0) - Jim Bonder**

9/16	Fort Eustis	W, 30-27
9/23	Ithaca College	W, 19-8
9/30	East Stroudsburg	W, 21-0
10/8	@ Millersville	W, 42-0
10/15	@ Clarion	W, 49-14
10/21	Kutztown	W, 60-0
10/29	@ American Int'l	W, 13-0
11/4	Bloomsburg	W, 42-13

**PSCAC Championship**

11/19	Lock Haven	W, 35-6
-------	------------	---------



Coach Jim Bonder is carried off the field after leading West Chester to a perfect 9-0 season and the PSAC Championship in 1960.

**1961 (7-2-0) - Jim Bonder**

9/23	@ Ithaca College	W, 13-7
9/30	@ East Stroudsburg	W, 28-7
10/6	Millersville	W, 56-6
10/13	Clarion	W, 51-20
10/21	@ Kutztown	W, 47-0
10/28	Muskingum	L, 16-19
11/4	@ Villanova	L, 13-40
11/11	@ Bloomsburg	W, 26-7

**PSCAC Championship**

11/18	Slippery Rock	W, 21-0
-------	---------------	---------



**1962 (8-2-0) - Jim Bonder**

9/15	@ Villanova	L, 6-31
9/21	Ithaca College	W, 21-8
9/29	East Stroudsburg	L, 6-7
10/6	@ Millersville	W, 38-0
10/13	Bloomsburg	W, 28-0
10/19	@ Southern Conn. St.	W, 41-0
10/27	Kutztown	W, 35-0
11/3	@ Mansfield	W, 41-6
11/9	Cheyney	W, 60-0
<b>Cement Bowl</b>		
11/17	Hofstra	W, 46-12
	(@ Allentown, Pa.)	

**1963 (8-1-0) - Jim Bonder**

9/21	@ Villanova	L, 9-21
9/28	@ East Stroudsburg	W, 21-0
10/5	Millersville	W, 26-6
10/13	@ Bloomsburg	W, 28-0
10/20	Southern Conn. St.	W, 20-0
10/26	@ Kutztown	W, 34-0
11/1	Mansfield	W, 55-0
11/8	Cheyney	W, 75-0
<b>PSCAC Championship</b>		
11/16	Slippery Rock	W, 36-7

**1964 (6-2-0) - Jim Bonder**

9/19	@ East Carolina	L, 9-33
9/25	East Stroudsburg	L, 0-13
10/3	@ Millersville	W, 33-6
10/9	Bloomsburg	W, 54-0
10/17	@ Ithaca College	W, 12-6
10/23	Cheyney	W, 54-8
10/30	Kutztown	W, 20-0
11/6	@ Mansfield	W, 20-0

**1965 (5-3-0) - Jim Bonder/Bob Mitten**

9/25	East Carolina	L, 6-27
10/2	@ East Stroudsburg	L, 6-13
10/8	Millersville	W, 25-14
10/16	@ Bloomsburg	W, 40-21
10/23	@ Villanova	L, 13-28
10/30	@ Kutztown	W, 30-0
11/5	Mansfield	W, 27-0
11/12	Cheyney	W, 27-6

**1966 (8-3-0) - Bob Mitten**

9/17	@ Ithaca College	W, 13-3
9/24	Shippensburg	W, 33-21
10/1	East Stroudsburg	W, 39-6
10/8	@ Millersville	W, 21-6
10/15	Bloomsburg	W, 41-21
10/22	@ Villanova	L, 0-15
10/28	Kutztown	W, 33-0
11/5	@ Mansfield	W, 47-7
11/11	Cheyney	W, 42-0
	Clarion#	L, 26-28

**Tangerine Bowl**  
Morgan St. L, 6-14  
# = PSCAC Championship Game

**1967 (10-1-0) - Bob Mitten**

9/16	@ Villanova	W, 14-9
9/23	Shippensburg	W, 20-6
9/29	@ East Stroudsburg	W, 33-7
10/7	Millersville	W, 50-6
10/14	@ Bloomsburg	W, 50-28
10/20	Ithaca College	W, 47-0
10/28	@ Kutztown	W, 41-6
11/4	Mansfield	W, 53-0
11/11	@ Cheyney	W, 56-0
	Clarion#	W, 27-7

**Tangerine Bowl**

Tennessee-Martin L, 8-25  
# = PSCAC Championship Game

**1968 (5-3-0) - Bob Mitten**

9/21	@ Ithaca College	W, 28-6
9/28	East Stroudsburg	L, 14-21
10/5	@ Millersville	W, 63-7
10/12	Bloomsburg	W, 41-7
10/19	@ Delaware	L, 0-28
10/25	Kutztown	W, 39-0
11/2	@ Mansfield	W, 33-0
11/23	Villanova	L, 3-63

**1969 (8-2-0) - Bob Mitten**

9/13	@ Villanova	L, 14-41
9/20	Ithaca College	W, 41-0
9/27	@ East Stroudsburg	W, 36-21
10/4	Millersville	W, 49-12
10/11	@ Bloomsburg	W, 38-13
10/18	@ Delaware	L, 8-24
10/25	@ Kutztown	W, 70-14
11/1	Mansfield	W, 61-8
11/8	@ Lenoir-Rhyne	W, 28-14
	Clarion#	W, 41-34

# = PSCAC Championship Game

**1970 (7-4-0) - Bob Mitten**

9/12	@ Delaware	L, 22-39
9/19	@ Ithaca College	W, 56-0
9/26	East Stroudsburg	W, 42-0
10/3	@ Millersville	W, 39-0
10/10	Bloomsburg	W, 42-0
10/16	@ Hofstra	L, 14-37
10/24	Kutztown	W, 48-7
10/31	@ Mansfield	W, 23-7
11/7	Lenoir-Rhyne	W, 38-21
11/14	@ Edinboro#	L, 6-14
11/21	@ Villanova	L, 7-30

# = PSCAC Championship Game

**1971 (9-1-0) - Bob Mitten**

9/18	Ithaca College	W, 34-20
9/25	Delaware St.	W, 51-0
10/2	@ East Stroudsburg	W, 9-7
10/9	Millersville	W, 48-12
10/16	@ Bloomsburg	W, 56-7
10/23	@ Delaware	L, 8-47
10/30	@ Kutztown	W, 62-0
11/6	Mansfield	W, 62-0
11/13	@ Towson	W, 48-0
11/20	Edinboro#	W, 35-14

# = PSCAC Championship Game

**1972 (7-3-0) - John Furlow**

9/16	@ Bridgeport	L, 27-35
9/23	@ Ithaca College	W, 48-22
9/30	East Stroudsburg	W, 24-6
10/7	@ Millersville	W, 52-7
10/14	Bloomsburg	W, 61-14
10/21	@ Delaware	L, 14-31
10/28	Kutztown	W, 43-0
11/4	@ Mansfield	W, 34-8
11/11	Delta State	W, 31-28
11/18	@ Slippery Rock#	L, 27-29

# = PSCAC Championship Game

**1973 (5-5-0) - John Furlow**

9/15	@ Delaware	L, 14-49
9/22	Clarion	W, 34-19
9/29	@ East Stroudsburg	W, 14-7
10/6	Millersville	W, 7-3
10/13	@ Bloomsburg	W, 49-16
10/27	@ Kutztown	W, 41-13
11/3	Hillsdale	L, 7-13
11/10	@ Villanova	L, 14-42
11/17	Slippery Rock#	L, 14-28

# = PSCAC Championship Game

**Central Florida Classic**

11/24	Bethune-Cookman	L, 22-32
-------	-----------------	----------

**1974 (8-2-0) - John Furlow**

9/14	Bridgeport	W, 34-0
9/12	@ Clarion	W, 19-3
9/28	East Stroudsburg	W, 20-6
10/5	@ Millersville	W, 37-13
10/12	Bloomsburg	W, 34-3
10/19	@ American Int'l	W, 24-21
10/26	Kutztown	W, 30-21
11/9	@ Cheyney	W, 28-18
11/16	@ Delaware	L, 3-31
11/23	@ Slippery Rock#	L, 7-20


# = PSCAC Championship Game

**1975 (4-5-0) - John Furlow**

9/13	@ New Hampshire	L, 0-24
9/20	American Int'l	L, 9-13
9/27	@ East Stroudsburg	L, 20-24
10/4	Millersville	L, 12-17
10/11	@ Bloomsburg	W, 28-7
10/25	@ Kutztown	W, 21-6
11/1	@ Hillsdale	W, 42-7
11/8	Cheyney	W, 23-20
11/15	@ Delaware	L, 7-35

**1976 (5-4-0) - John Furlow**

9/11	@ Glassboro State	W, 42-16
9/25	East Stroudsburg	L, 13-27



Phil Hossler follows his block during the 1971 season in which he scored eight TDs and led WCU to the PSAC title.

10/2	@ Millersville	W, 43-14
10/9	Bloomsburg	W, 17-0
10/16	Bucknell	L, 14-29
10/23	Kutztown	W, 27-7
10/30	New Hampshire	L, 10-27
11/6	@ Cheyney	W, 33-14
11/13	@ Delaware	L, 7-42

**1977 (5-5-0) - John Furlow**

9/10	Glassboro State	W, 28-18
9/17	@ Delaware	L, 15-17
9/24	@ New Hampshire	L, 0-26
10/1	Millersville	L, 7-28
10/8	@ Bloomsburg	W, 20-7
10/15	@ Bucknell	L, 13-24
10/22	@ Kutztown	W, 14-7
10/29	American Int'l	W, 21-7
11/5	Cheyney	W, 28-14
11/12	@ East Stroudsburg	L, 0-24

**1978 (2-9-0) - John Furlow**

9/9	@ Lehigh	L, 20-23
9/16	@ Delaware	L, 0-56
9/23	@ Glassboro State	L, 26-27
9/30	New Hampshire	L, 0-21
10/7	@ Millersville	L, 0-27
10/14	Bloomsburg	L, 3-16
10/21	@ Northeastern	L, 6-21
10/28	Kutztown	W, 38-7
11/4	East Stroudsburg	L, 10-19
11/11	@ Cheyney	W, 10-6
11/18	@ C.W. Post	L, 7-21



West Chester University went 8-3 in 1966 during head coach Bob Mitten's first full season at the helm.



**1979 (4-7-0) - Otto Kneidinger**

9/8	Lehigh	L, 7-12
9/15	@ Delaware	L, 6-42
9/21	Glassboro State	W, 10-9
9/29	@ American Int'l	W, 14-10
10/5	Millersville	L, 3-28
10/13	@ Bloomsburg	W, 15-7
10/20	Northeastern	W, 34-30
10/27	@ Kutztown	L, 20-28
11/3	@ East Stroudsburg	L, 0-14
11/9	Cheyney	L, 34-36
11/17	C.W. Post	L, 19-25

**1980 (5-4-1) - Otto Kneidinger**

9/13	@ Delaware	L, 7-28
9/20	@ Glassboro State	W, 35-14
9/27	American Int'l	L, 9-37
10/4	@ Millersville	L, 13-14
10/10	Bloomsburg	W, 41-17
10/18	@ Bucknell	L, 21-31
10/24	Kutztown	W, 19-0
10/31	East Stroudsburg	W, 26-13
11/8	@ Cheyney	T, 24-24
11/14	Salisbury	W, 23-21

**1981 (8-3-0) - Otto Kneidinger**

9/11	Hampden-Sydney	W, 28-3
9/18	Glassboro State	W, 15-6
9/27	@ Delaware St.	W, 19-16
10/2	Millersville	L, 14-41
10/10	@ Bloomsburg	W, 56-8
10/17	Bucknell	L, 14-20
10/24	@ Kutztown	W, 21-0
10/31	@ East Stroudsburg	W, 20-3
11/7	Cheyney	W, 13-7
11/14	@ Salisbury	W, 51-13
11/21	@ Delaware	L, 14-31

**1982 (6-4-0) - Otto Kneidinger**

9/11	@ Massachusetts	L, 3-25
9/18	@ Glassboro State	W, 17-0
9/24	Delaware State	W, 41-21
10/2	@ Millersville	W, 40-17
10/9	Bloomsburg	W, 46-0
10/16	@ Shippensburg	L, 22-28
10/23	Kutztown	W, 55-0
10/29	East Stroudsburg	L, 9-17

11/6	@ Cheyney	W, 17-16
11/13	@ Delaware	L, 13-55

**1983 (7-3-0) - Otto Kneidinger**

9/10	@ Delaware	W, 35-27
9/16	Glassboro State	W, 10-0
9/23	Cheyney	W, 21-7
10/1	Millersville	L, 10-16
10/8	@ Bloomsburg	L, 24-25
10/15	Shippensburg	W, 29-15
10/22	@ Kutztown	L, 7-16
10/29	@ East Stroudsburg	W, 17-14
11/5	Fayetteville	W, 30-8
11/12	Indiana (Pa.)	W, 40-32

**1984 (7-3-0) - Danny Hale**

9/8	@ American Int'l	W, 26-10
9/15	@ Glassboro State	W, 53-3
9/22	@ Delaware	L, 20-21
9/29	@ Indiana (Pa.)	L, 18-24
10/5	East Stroudsburg	W, 44-27
10/13	@ Cheyney	W, 28-0
10/20	Mansfield	W, 21-0
10/27	@ Millersville	W, 34-29
11/3	Bloomsburg	L, 31-34
11/9	Kutztown	W, 31-20

**1985 (7-3-0) - Danny Hale**

9/7	@ Indiana (Pa.)	L, 3-7
9/20	Glassboro State	W, 30-17
9/28	@ Kutztown	W, 16-8
10/5	@ Delaware	L, 22-37
10/12	@ East Stroudsburg	W, 18-16
10/19	Cheyney	W, 13-0
10/26	@ Mansfield	W, 36-17
11/1	Millersville	W, 21-17
11/9	Lehigh	W, 20-17
11/16	@ Bloomsburg	L, 6-8

**1986 (8-3-0) - Danny Hale**

9/12	@ Glassboro State	W, 38-0
9/20	@ Delaware	L, 31-33
9/26	Bloomsburg	W, 44-7
10/3	Kutztown	W, 43-21
10/11	Edinboro	W, 37-9
10/18	East Stroudsburg	W, 20-0
10/25	@ Cheyney	W, 37-6

11/1	Mansfield	W, 62-20
11/8	@ Lehigh	L, 13-18
11/16	@ Millersville	W, 7-3
11/23	@ Indiana (Pa.)#	L, 6-20

# = PSAC Championship Game

**1987 (9-2-0) - Danny Hale**

9/5	Indiana (Pa.)	W, 31-7
9/11	American Int'l	W, 30-3
9/19	@ Delaware	L, 21-28
9/26	@ Bloomsburg	W, 39-14
10/3	@ Kutztown	W, 30-13
10/10	@ Edinboro	W, 49-28
10/17	@ East Stroudsburg	W, 28-7
10/24	Cheyney	W, 44-15
10/31	@ Mansfield	W, 54-19
11/6	Millersville	W, 44-8
11/21	Indiana (Pa.)#	L, 9-21

# = PSAC Championship Game

**1988 (9-2-0) - Danny Hale**


9/10	@ American Int'l	W, 54-21
9/17	Fayetteville St.	W, 63-21
9/24	@ Millersville	L, 15-17
9/30	Bloomsburg	W, 24-9
10/7	Kutztown	W, 52-13
10/15	@ Clarion	W, 55-7
10/22	East Stroudsburg	W, 20-3
10/28	Cheyney	W, 37-16
11/6	Mansfield	W, 34-14
11/12	@ Delaware	W, 33-13
11/19	@ Jacksonville St.%	L, 24-63

% = NCAA II Playoffs

**1989 (8-3-0) - Rick Daniels**

9/9	American Int'l	W, 34-7
9/15	Boston Univ.	W, 20-19
9/23	@ Delaware	L, 21-41
9/30	@ Bloomsburg	W, 28-20
10/7	@ Kutztown	W, 30-14
10/14	Clarion	W, 42-32
10/21	@ East Stroudsburg	W, 21-19
10/27	Cheyney	W, 52-0
11/4	@ Mansfield	W, 63-6
11/11	Millersville	L, 29-30
11/18	@ Portland St.%	L, 50-56 (3OT)

% = NCAA II Playoffs



Michael Horrocks led West Chester to a 35-27 win at Delaware in 1983.

**1990 (6-4-0) - Rick Daniels**

9/8	@ American Int'l	W, 31-18
9/15	@ Boston Univ.	L, 7-38
9/22	@ Delaware	L, 12-13
9/29	@ Millersville	L, 17-24
10/5	New Haven	L, 57-58
10/13	@ Kutztown	W, 42-20
10/20	@ Lock Haven	W, 28-27
10/27	East Stroudsburg	W, 41-17
11/3	@ Cheyney	W, 35-14
11/10	Bloomsburg	W, 17-7

**\*1991 (6-5-0) - Rick Daniels**

8/31	@ Delaware	L, 0-28
9/13	American Int'l	W, 36-13
9/20	Central Connecticut	W, 34-14
9/28	@ Mansfield	W, 31-9
10/4	Millersville	W, 12-9
10/12	@ New Haven	W, 34-20
10/19	Kutztown	L, 3-42
10/26	Lock Haven	L, 7-13
11/2	@ East Stroudsburg	L, 21-28
11/9	@ Cheyney	W, 30-14
11/16	@ Bloomsburg	L, 12-34

*\*WCU voluntarily forfeited its six wins due to the inadvertent use of an ineligible player.*

**1992 (9-2-0) - Rick Daniels**

9/4	@ Villanova	L, 6-26
9/19	Wingate	W, 38-7
9/26	@ Delaware	W, 21-20
10/3	@ Cheyney	W, 48-7
10/9	Mansfield	W, 39-13
10/17	@ Millersville	W, 38-27
10/24	Bloomsburg	W, 34-2
10/31	@ Kutztown	W, 35-34
11/7	Shippensburg	W, 35-31
11/14	East Stroudsburg	W, 3-0
11/21	New Haven%	L, 26-38

% = NCAA II Playoffs



Former LB Lee Woodall and former OL Ralph Tamm were teammates on the San Francisco 49ers Super Bowl XXIX championship squad in 1995.



**1993 (6-5-0) - Rick Daniels**

9/4	@ New Haven	L, 33-45
9/11	@ Clarion	W, 19-17
9/18	Indiana (Pa.)	L, 26-37
9/25	@ Delaware	L, 41-56
10/1	Cheyney	W, 39-12
10/9	@ Mansfield	W, 29-10
10/16	Millersville	L, 10-14
10/23	@ Bloomsburg	L, 16-38
10/30	Kutztown	W, 35-3
11/6	@ Shippensburg	W, 24-19
11/13	East Stroudsburg	W, 35-33

**1994 (8-4-0) - Rick Daniels**

9/3	@ Kutztown	W, 17-9
9/10	Clarion	W, 37-30
9/17	Shippensburg	W, 14-10
9/24	@ Delaware	L, 55-58
10/1	East Stroudsburg	W, 37-30
10/8	@ Cheyney	W, 34-14
10/15	Mansfield	W, 30-27
10/22	@ Millersville	W, 28-21
10/29	Bloomsburg	L, 23-29
11/5	@ Villanova	L, 14-35
11/12	@ California (Pa.)	W, 60-14
11/19	@ Ferris State%	L, 40-43

% = NCAA II Playoffs

**1995 (4-6-1) - Rick Daniels**

9/1	Cheyney	W, 56-7
9/9	@ Delaware	L, 21-49
9/16	@ Shippensburg	W, 25-14
9/23	@ Indiana (Pa.)	L, 7-50
9/30	@ East Stroudsburg	L, 26-34
10/7	New Haven	T, 36-36
10/14	@ Mansfield	W, 24-8
10/21	Millersville	L, 12-31
10/28	@ Bloomsburg	L, 18-23
11/4	Kutztown	L, 12-21
11/11	California (Pa.)	W, 25-24

**1996 (7-3) - Rick Daniels**

8/31	@ Cheyney	W, 62-0
9/7	@ New Haven	W, 24-17
9/14	@ Virginia St.	W, 35-14
9/21	@ Delaware	L, 17-24
10/5	Slippery Rock	W, 31-21
10/12	East Stroudsburg	L, 33-40
10/26	Mansfield	W, 57-0
11/2	@ Millersville	W, 23-20
11/9	Bloomsburg	L, 10-20
11/16	@ Kutztown	W, 17-14

**1997 (5-6) - Rick Daniels**

8/28	@ Villanova	L, 0-64
9/6	New Haven	L, 26-32
9/20	@ Delaware	L, 7-28
9/27	@ Univ. of Buffalo	W, 30-27
10/4	@ Slippery Rock	L, 14-27
10/11	@ East Stroudsburg	W, 32-31
10/18	Cheyney	W, 54-20
10/25	@ Mansfield	W, 38-9
11/1	Millersville	L, 7-21
11/8	@ Bloomsburg	L, 14-24
11/15	Kutztown	W, 24-12

**1998 (8-3) - Rick Daniels**

9/3	Indiana (Pa.)	L, 10-19
9/12	@ New Haven	W, 33-27 (OT)
9/19	@ Delaware	L, 21-42
9/26	Shippensburg	W, 36-21
10/3	@ East Stroudsburg	W, 57-35

10/10	Mansfield	W, 39-0
10/17	Bloomsburg	W, 21-10
10/24	@ Millersville	L, 31-34
10/31	@ Clarion	W, 44-40
11/7	Cheyney	W, 50-14
11/14	Kutztown	W, 34-21

**1999 (7-3) - Rick Daniels**

9/4	@ Indiana (Pa.)	L, 9-12
9/18	@ Delaware	L, 10-29
9/25	@ Shippensburg	L, 30-48
10/2	East Stroudsburg	W, 49-3
10/9	@ Mansfield	W, 42-6
10/16	@ Bloomsburg	W, 35-17
10/23	Millersville	W, 40-35
10/30	Clarion	W, 62-20
11/6	@ Cheyney	W, 56-23
11/13	Kutztown	W, 55-30

**2000 (2-9) - Rick Daniels**

8/31	New Haven	L, 0-7
9/9	East Stroudsburg	L, 6-12
9/16	UC-Davis	L, 0-45
9/23	@ Delaware	L, 0-84
9/30	Bloomsburg	L, 7-35
10/7	@ Mansfield	W, 34-14
10/14	@ Kutztown	L, 0-24
10/21	Millersville	L, 0-6
10/28	Edinboro	L, 6-13
11/4	@ Cheyney	W, 30-6
11/11	@ Clarion	L, 21-28

**2001 (5-4) - Rick Daniels**

9/1	@ New Haven	L, 28-32
9/8	@ East Stroudsburg	L, 9-28
9/29	@ Bloomsburg	L, 14-27
10/6	Mansfield	W, 14-7 (OT)
10/13	Kutztown	L, 25-26
10/20	@ Millersville	W, 24-21 (OT)
10/27	@ Edinboro	W, 30-26
11/3	Cheyney	W, 57-34
11/10	Clarion	W, 16-14

**2002 (5-6) - Rick Daniels**

8/29	New Haven	L, 19-28
9/7	@ Glenville St.	W, 48-7
9/21	@ Delaware	L, 10-31
9/28	Shippensburg	L, 27-41
10/5	Kutztown	W, 31-24
10/12	@ Clarion	L, 28-34
10/19	@ Cheyney	W, 56-0
10/26	East Stroudsburg	W, 17-14
11/2	@ Bloomsburg	L, 10-23
11/9	@ Millersville	L, 24-31
11/16	Mansfield	W, 9-7

**2003 (8-3) - Bill Zwaan**

9/6	@ New Haven	W, 28-17
9/13	Glenville St.	W, 56-7
9/20	@ Delaware	L, 7-49
9/27	@ Shippensburg	W, 33-20
10/4	@ Kutztown	L, 16-17
10/11	Clarion	W, 35-17
10/18	Cheyney	W, 62-0
10/25	@ East Stroudsburg	L, 27-28
11/1	Bloomsburg	W, 35-34
11/8	Millersville	W, 19-3
11/15	@ Mansfield	W, 55-27

**2004 (11-4) - Bill Zwaan**

8/28	@ Clarion	W, 20-17
9/4	@ NW Missouri St.	L, 7-38

9/11	@ Glenville St.	W, 62-3
9/18	@ Delaware	L, 6-24
9/25	@ Cheyney	W, 70-0
10/2	Kutztown	W, 51-9
10/9	Millersville	W, 31-16
10/16	@ Mansfield	W, 49-0
10/23	@ E Stroudsburg	W, 38-37 (OT)
10/30	Bloomsburg	W, 35-24
11/6	Shippensburg	L, 21-24 (OT)
11/13	C.W. Post %	W, 35-3
11/20	@ Shippensburg%	W, 33-28
11/27	@ E Stroudsburg%	W, 48-38
12/4	@ Valdosta St.%	L, 21-45

% = NCAA II Playoffs

**2005 (8-4) - Bill Zwaan**

8/26	Clarion	W, 43-14
9/3	@ North Dakota	L, 7-41
9/10	@ Indiana (Pa.)	W, 30-20
9/17	@ Delaware	L, 21-42
9/24	Cheyney	W, 64-0
10/1	@ Kutztown	W, 48-21
10/8	@ Millersville	W, 27-7
10/15	Mansfield	W, 63-20
10/22	East Stroudsburg	W, 18-17
10/29	@ Bloomsburg	L, 35-42
11/5	@ Shippensburg	W, 24-16
11/12	@ C.W. Post%	L, 20-24

% = NCAA II Playoffs

**2006 (9-4) - Bill Zwaan**

9/2	Edinboro	L, 14-28
9/9	@ Delaware	L, 7-30
9/16	@ Clarion	W, 49-21
9/23	@ Shippensburg	W, 24-0
9/30	Cheyney	W, 53-12
10/7	@ Bloomsburg	L, 27-30
10/14	Millersville	W, 54-27
10/21	@ Kutztown	W, 49-47
10/28	@ East Stroudsburg	W, 49-28
11/4	Mansfield	W, 44-0
11/11	@ Slippery Rock	W, 21-20
11/18	@ Bryant%	W, 31-29
11/25	@ Bloomsburg%	L, 20-21

% = NCAA II Playoffs

**2007 (9-3) - Bill Zwaan**

9/1	@ Edinboro	W, 32-16
9/8	@ Delaware	L, 14-41
9/15	Clarion	W, 49-21
9/22	@ Shippensburg	W, 34-29
9/29	Bloomsburg	W, 44-28
10/6	@ Millersville	W, 42-14
10/13	Kutztown	W, 21-0
10/20	East Stroudsburg	W, 30-15
10/27	St. Joseph's (Ind.)	W, 34-20
11/3	California (Pa.)	L, 14-30
11/10	@ Cheyney	W, 35-13
11/17	Indiana (Pa.)%	L, 35-45

% = NCAA II Playoffs

**2008 (9-4) - Bill Zwaan**

8/30	@ California (Pa.)	L, 32-44
9/6	Lock Haven	W, 37-6
9/13	@ Delaware	L, 20-48
9/20	Millersville	W, 41-10
9/27	@ Kutztown	W, 49-8
10/4	@ East Stroudsburg	W, 34-24
10/11	C.W. Post	W, 17-7
10/18	Shippensburg	W, 25-7
10/25	Cheyney	W, 60-6
11/1	@ Bloomsburg	W, 24-21

11/8	@ California (Pa.)#	L, 36-47
11/15	Southern Conn. St.%	W, 52-32
11/22	@ Bloomsburg%	L, 21-28

# = PSAC Championship Game  
% = NCAA II Playoffs

**2009 (7-4) - Bill Zwaan**

8/27	@ Lock Haven	W, 43-0
9/4	@ Delaware	L, 0-35
9/12	California (Pa.)	L, 23-30
9/19	@ Millersville*	W, 63-10
9/26	Kutztown*	W, 37-17
10/3	East Stroudsburg*	L, 20-21
10/10	@ C.W. Post*	W, 34-26
10/17	@ Shippensburg*	L, 19-24
10/22	Cheyney*	W, 59-0
10/31	Bloomsburg*	W, 30-14
11/7	Mercyhurst	W, 45-13

**2010 (4-7) - Bill Zwaan**

9/3	@ Delaware	L, 0-31
9/11	Edinboro	L, 14-16
9/18	@ Slippery Rock	L, 27-33 (OT)
9/25	@ East Stroudsburg*	W, 35-31
10/2	C.W. Post*	L, 37-39 (3OT)
10/7	Shippensburg*	W, 44-43 (2OT)
10/16	Cheyney*	W, 48-34
10/23	@ Bloomsburg*	L, 21-45
10/30	@ Kutztown*	L, 23-45
11/6	Millersville*	W, 45-14
11/13	@ Indiana (Pa.)	L, 10-27

**2011 (5-6) - Bill Zwaan**

9/3	@ New Haven	L, 32-35 (OT)
9/10	@ Delaware	L, 17-28
9/17	Slippery Rock	W, 20-17
9/24	East Stroudsburg*	W, 37-26
10/1	@ C.W. Post*	L, 23-34
10/8	@ Shippensburg*	W, 52-17
10/15	@ Cheyney*	W, 23-7
10/22	Bloomsburg*	L, 42-55
10/29	Kutztown*	L, 0-24
11/5	@ Millersville*	W, 49-13
11/12	Indiana (Pa.)	L, 7-34

**2012 (7-4) - Bill Zwaan**

8/30	@ Delaware	L, 21-41
9/8	Gannon	W, 21-17
9/15	Millersville*	W, 56-14
9/22	@ Kutztown*	W, 45-24
9/29	@ California (Pa.)	W, 37-34
10/6	@ East Stroudsburg*	L, 28-35
10/13	LIU-Post*	W, 41-6
10/20	Shippensburg*	L, 24-42
10/27	Cheyney*	W, 59-14
11/3	@ Bloomsburg*	L, 23-24
11/10	@ Clarion	W, 33-12



**Most Rushing Yards**  
 Game: 453 vs. Millersville, 9-20-08  
 Season: 2,961 (1958)

**Most Rushing Attempts**  
 Game: 59 vs. Mansfield, 11-15-03  
 Season: 548 (1997)

**Most Rushing Touchdowns**  
 Game: 9, vs. Glenville State, 9-11-04  
 Season: 44 (1979)

**Highest Yards Per Carry Average**  
 Game: 10.3 vs. Millersville, 9-20-08  
 Season: 6.8 (1958)

**Most Rushing Yards Per Game**  
 Season: 296.1 (1958)

**Most First Downs, Rushing**  
 Game: 25 vs. Glenville State, 9-13-03  
 Season: 133 (2006)

**Season Records**

**RUSHING YARDS**

No.	Yards	Att.	Season
1.	2,961	434	1958
2.	2,804	517	1971
3.	2,607	466	1951
4.	2,552	479	2006
5.	2,494	494	1982
6.	2,484	538	2004
7.	2,360	529	1981
8.	2,289	492	1973
9.	2,276	504	2005
10.	2,263	439	1960

**RUSHING ATTEMPTS**

No.	Attempts	Yards	Season
1.	548	2,073	1997
2.	538	2,484	2004
3.	529	2,360	1981
4.	527	2,086	1970
5.	517	2,804	1971
6.	514	2,173	1987
7.	505	1,540	1979
8.	504	2,276	2005
9.	501	2,135	1988
10.	501	1,061	1966

**RUSHING TOUCHDOWNS**

No.	TDs	Season
1.	44	1979
2.	37	2004
3.	32	1972
4.	31	2006
5.	28	2008
6.	27	1987
7.	26	2005
	26	1982
	26	1970
10.	25	1974



Matt McNally was an offensive lineman on many of West Chester University's top rushing squads during his career.

**Game Records**

**RUSHING YARDS**

No.	Opponent	Date	Yards
1.	Millersville	9-20-08	453
2.	Glenville State	9-13-03	425
3.	Millersville	10-5-68	411
4.	Cheyney	9-30-06	408
5.	Mansfield	10-15-05	377
6.	Cheyney	10-18-03	375
7.	Mansfield	11-15-03	351
8.	Kutztown	10-2-04	325
9.	Cheyney	9-25-04	324
10.	Mansfield	11-4-06	321

**RUSHING ATTEMPTS**

No.	Opponent	Date	Atts.
1.	Mansfield	11-15-03	59
2.	Millersville	10-8-05	56
3.	Kutztown	10-2-04	54
4.	Glenville State	9-11-04	53
	East Stroudsburg	10-4-08	52
	East Stroudsburg	10-28-06	52
	Kutztown	10-1-05	52
8.	Mansfield	10-15-05	50

**RUSHING YARDS PER GAME**

No.	Avg	Games	Season
1.	296.1	10	1958
2.	287.4	7	1952
3.	280.4	10	1971
4.	260.7	10	1951
5.	251.4	9	1960
6.	249.4	10	1982
7.	248.2	9	1957
8.	228.9	10	1973
9.	228.1	8	1959

**YARDS PER RUSHING ATTEMPT**

No.	Avg	Att.	Yds.	Season
1.	6.8	424	2,961	1958
2.	5.9	380	2,234	1957
3.	5.7	325	1,825	1959
4.	5.6	466	2,607	1951
5.	5.5	364	1,991	2003
6.	5.4	517	2,804	1971
7.	5.3	479	2,552	2006
	5.3	381	2,012	1952
9.	5.2	439	2,263	1960
10.	5.0	494	2,494	1982
	5.0	330	1,652	1953



**Most Rushing Yards**  
 Game: 306, D'Andre Webb vs. Millersville (9-20-08)  
 Season: 1,548, Rondell White (2012)  
 Career: 4,008, Derrick Price (1987-90)

**Most Rushing Attempts**  
 Game: 41, Scott Eberly at New Haven (10-12-91);  
 Derrick Price vs. Portland St. (11-18-89)  
 Season: 295, Mike Eckmeyer (2002)  
 Career: 812, Derrick Price (1987-90)

**Most Rushing Touchdowns**  
 Game: 5, Rocky Rees at Mansfield (11-2-68);  
 Joe Iacone vs. Cheyney (11-9-62)  
 Season: 18, Bert Nye (1967); Joe Iacone (1962)  
 Career: 51, Osagie Osunde (2003-07)

**Highest Yards Per Carry Average**  
 Game: 18.0, D'Andre Webb vs. Millersville (9-20-08)  
 Season: 9.0, Jack Wendland (1958)  
 Career: 7.5, Bill Shockley (1957-59)

**Most Rushing Yards Per Game Average**  
 Season: 159.8, Joe Iacone (1960)  
 Career: 141.3, Joe Iacone (1960-62)

**Most 200-Yard Games**  
 Season: 4, Rondell White (2012)  
 Career: 5, Rondell White (2010-12)

**Most 100-Yard Games**  
 Season: 10, Mike Eckmeyer (2002)  
 Career: 23, Mike Eckmeyer (2000-03)

**Most Consecutive 100-Yard Games**  
 16 – Mike Eckmeyer (10-6-01 thru 11-9-02)

**Longest Rush**  
 Game: 94, Randy Wynings at Kutztown (10-30-71)

**Most Players, Same Team, Gaining 100 or more Yards Rushing, Same Game**  
 Three Players: Mike Eckmeyer (174), Osagie Osunde (124), Josh Fidler (101) vs. Glenville St. (9-13-03).

**Game Records**

**Rushing Yards (200-yard rushers)**

No.	Yds	Player	Year
1.	306	D'Andre Webb vs. Millersville	2008
2.	292	Scott Eberly vs. Kutztown	1993
3.	279	Derrick Price vs. Cheyney	1990
4.	272	Jason Sims vs. AIC	1987
5.	254	Bill Blystone vs. Kutztown	1976
6.	243	Rocky Rees vs. Mansfield	1970
7.	238	Derrick Price vs. Mansfield	1988
	238	Joe Iacone vs. Slippery Rock	1961
9.	234	Thomas Fulton vs. ESU	1997
10.	227	Rondell White at Clarion	2012
	227	Mike Eckmeyer vs. Millersville	2002
12.	221	Jason Sims vs. Bloomsburg	1986
13.	218	Thomas Fulton vs. Mansfield	1997
14.	214	Mike Eckmeyer vs. Kutztown	2001
15.	211	Rondell White at Bloomsburg	2012
16.	209	Rondell White at Delaware	2012
17.	207	Thomas Fulton vs. Kutztown	1996
18.	205	Osagie Osunde vs. Cheyney	2006
19.	203	Rondell White vs. ESU	2011
20.	202	Brent Steinmetz vs. Millersville	2005
21.	201	Joe Iacone vs. Muskingum	1961
22.	200	Rondell White at California (Pa.)	2012

**Rushing Attempts**

No.	Att.	Player
1.	41	Scott Eberly vs. New Haven, 10-12-91
	41	Derrick Price vs. Portland St., 11-18-89
3.	40	Derrick Price vs. Mansfield, 11-5-88
	40	Jim Lindsay vs. Kutztown, 11-4-95
	40	Rocky Rees vs. Mansfield, 10-31-70
6.	39	Derrick Price vs. ESU, 10-27-90
7.	38	Rondell White at Clarion, 11-10-12
	38	Mike Eckmeyer vs. Millersville, 11-9-02

- 38 Derrick Price vs. Millersville, 9-29-90
- 9. 37 Mike Eckmeyer vs. ESU, 10-26-02
- 37 Derrick Price vs. AIC, 9-8-90

**Rushing Touchdowns**

No.	TD	Player
1.	5	Rocky Rees vs. Mansfield 11-2-68
	5	Joe Iacone vs. Cheyney 11-9-62
3.	4	D'Andre Webb vs. Millersville 9-20-08

**Season Records**

**Rushing Yards (1,000-yard rushers)**

No.	Yards	Player	Year
1.	1,548	Rondell White	2012
2.	1,539	Mike Eckmeyer	2002
3.	1,459	Joe Iacone	1962
4.	1,457	Derrick Price	1990
5.	1,438	Joe Iacone	1960
6.	1,373	Derrick Price	1988
7.	1,368	Jason Sims	1987
8.	1,228	Thomas Fulton	1997
9.	1,118	Brent Steinmetz	2005
10.	1,165	Mike Irving	1984
11.	1,151	Osagie Osunde	2004
	1,151	Jason Sims	1986
13.	1,133	Mike Eckmeyer	2003
14.	1,130	Jim Lindsay	1994
15.	1,114	Derrick Price	1989
16.	1,110	Scott Eberly	1993
17.	1,065	Rocky Rees	1970
18.	1,059	Joe Iacone	1961
19.	1,052	Ron Perkins	1981
20.	1,025	Bill Blystone	1976

**Rushing Attempts**

No.	Att.	Player	Year
1.	295	Mike Eckmeyer	2002
2.	291	Derrick Price	1990
3.	280	Rondell White	2012
4.	267	Derrick Price	1989
5.	261	Thomas Fulton	1997
6.	244	Jason Sims	1987
7.	237	Derrick Price	1988
	237	Scott Eberly	1992
9.	229	Mike Irving	1984
10.	222	Joe Iacone	1962

**Yards Per Rushing Attempt (min. 70 carries)**

No.	Player	Year	Att.	Yards	Avg.
1.	Jack Wendland	1958	88	795	9.0
2.	Bill Shockley	1958	99	839	8.5
3.	Mike Eckmeyer	2001	135	998	7.3
	Jack Wendland	1957	74	537	7.3
5.	Joe Iacone	1960	199	1,438	7.2
	Fred Prender	1953	87	630	7.2
	Guy van Alstine	1973	120	858	7.2
8.	Earl Hersh	1951	134	931	6.9
9.	Don DeFilipo	1999	97	663	6.8
10.	Joe Iacone	1962	222	1,459	6.7

**Rushing Touchdowns**

No.	TD	Player	Year
1.	18	Bert Nye	1967
	18	Joe Iacone	1962
3.	17	Osagie Osunde	2004
4.	15	Brent Steinmetz	2006
	15	Ron Perkins	1982
6.	14	Brent Steinmetz	2005
	14	Mike Eckmeyer	2002
	14	Ron Perkins	1981

**Multiple 100-Yard Rushers – Game**

<b>Oct. 20, 1979</b> ..... Opponent ..... Yards	<b>Oct. 20, 2001</b> ..... Opponent ..... Yards
Tyrone Scott ..... Northeastern ..... 117	Mike Eckmeyer ..... Millersville ..... 118
Ron Perkins ..... Northeastern ..... 110	Don DeFilipo ..... Millersville ..... 102
<b>Sept. 11, 1981</b> ..... Opponent ..... Yards	<b>Nov. 3, 2001</b> ..... Opponent ..... Yards
Bob Rafferty ..... Hampton-Sydney ..... 113	Mike Eckmeyer ..... Cheyney ..... 187
Ron Perkins ..... Hampton-Sydney ..... 103	Don DeFilipo ..... Cheyney ..... 121
<b>Oct. 8, 1983</b> ..... Opponent ..... Yards	<b>Sept. 13, 2003</b> ..... Opponent ..... Yards
Michael Horrocks ..... Bloomsburg ..... 132	Mike Eckmeyer ..... Glenville State ..... 174
Rick Ulrich ..... Bloomsburg ..... 102	Osagie Osunde ..... Glenville State ..... 124
<b>Sept. 15, 1984</b> ..... Opponent ..... Yards	Josh Fidler ..... Glenville State ..... 101
Mike Irving ..... Rowan ..... 106	<b>Oct. 18, 2003</b> ..... Opponent ..... Yards
James McMaster ..... Rowan ..... 101	Osagie Osunde ..... Cheyney ..... 148
<b>Oct. 10, 1987</b> ..... Opponent ..... Yards	Mike Eckmeyer ..... Cheyney ..... 115
Jason Sims ..... Edinboro ..... 130	<b>Nov. 15, 2003</b> ..... Opponent ..... Yards
Todd Madison ..... Edinboro ..... 130	Mike Eckmeyer ..... Mansfield ..... 164
<b>Oct. 31, 1987</b> ..... Opponent ..... Yards	Osagie Osunde ..... Mansfield ..... 138
Jason Sims ..... Mansfield ..... 159	<b>Sept. 11, 2004</b> ..... Opponent ..... Yards
Todd Madison ..... Mansfield ..... 105	Brent Steinmetz ..... Glenville State ..... 127
<b>Sept. 17, 1988</b> ..... Opponent ..... Yards	Osagie Osunde ..... Glenville State ..... 101
Smitty Horton ..... Fayetteville State ..... 130	
Derrick Price ..... Fayetteville State ..... 103	
<b>Oct. 27, 1989</b> ..... Opponent ..... Yards	
Derrick Price ..... Cheyney ..... 144	
Smitty Horton ..... Cheyney ..... 129	
<b>Nov. 4, 2000</b> ..... Opponent ..... Yards	
Jason Muchler ..... Cheyney ..... 125	
Don DeFilipo ..... Cheyney ..... 120	
<b>Oct. 13, 2001</b> ..... Opponent ..... Yards	
Mike Eckmeyer ..... Kutztown ..... 214	
Don DeFilipo ..... Kutztown ..... 113	



**Career Records**

**Rushing Yards (2,000-yard rushers)**

No.	Yards	Player	Years
1.	4,008	Derrick Price	1987-90
2.	3,956	Joe Iacone	1960-62
3.	3,846	Osagie Osunde	2003-07
4.	3,698	Mike Eckmeyer	2000-03
5.	3,499	Ron Perkins	1979-82
6.	3,058	Jason Sims	1984-87
7.	2,937	Thomas Fulton	1994-97
8.	2,897	Scott Eberly	1990-93
9.	2,750	Brent Steinmetz	2004-06
10.	2,488	Mike Irving	1981-84
11.	2,347	Rondell White	2010-12
12.	2,326	Jim Lindsay	1993-96
13.	2,321	Bert Nye	1966-68
14.	2,240	Rocky Rees	1968-70
15.	2,049	Bill Shockley	1957-59
16.	2,044	Bill Blystone	1975-77

**Rushing Attempts**

No.	Att.	Player	Years
1.	812	Derrick Price	1987-90
2.	696	Ron Perkins	1979-82
3.	656	Scott Eberly	1990-93
4.	615	Mike Eckmeyer	2000-03
5.	612	Thomas Fulton	1994-97
6.	602	Osagie Osunde	2003-07
7.	591	Joe Iacone	1960-62
8.	552	Jason Sims	1984-87
9.	503	Brent Steinmetz	2004-06

**Yards Per Rushing Attempt**

No.	Player	Years	Att.	Yards	Avg.
1.	Bill Shockley	1957-59	275	2,049	7.5
2.	Joe Iacone	1960-62	591	3,956	6.7
3.	Osagie Osunde	2003-07	602	3,846	6.4
4.	Mike Eckmeyer	2000-03	615	3,698	6.0
5.	Jason Sims	1984-87	552	3,058	5.5
	Brent Steinmetz	2004-06	503	2,750	5.5
7.	Rondell White	2010-12	438	2,347	5.4
8.	Mike Irving	1981-84	472	2,488	5.3
9.	Rocky Rees	1968-70	441	2,240	5.1
10.	Ron Perkins	1979-82	696	3,499	5.0

**Rushing Touchdowns**

No.	TD	Player	Year
1.	51	Osagie Osunde	2003-07
2.	41	Joe Iacone	1960-62
3.	40	Jason Sims	1984-87
4.	37	Bert Nye	1966-68
5.	35	Brent Steinmetz	2004-06
6.	29	Mike Eckmeyer	2000-03
7.	28	Rocky Rees	1968-70
8.	25	Bob Wolfrum	1969-71

**Yearly Leaders**


Year	Player	Att.	Yards	Avg.	TD
1951	Earl Hersh	134	931	6.9	
1952	Paschal Gazzillo	56	474	8.5	
1953	Fred Prender	87	630	7.2	
1954	Jack McDonnell	64	412	6.4	
1955	Jack Wendland	96	521	5.4	
1956					
1957	Jack Wendland	74	537	7.3	
1958	Bill Shockley	99	839	8.5	
1959	Bill Shockley	131	820	6.3	
1960	Joe Iacone	199	1,438	7.2	
1961	Joe Iacone	170	1,059	6.2	
1962	Joe Iacone	222	1,459	6.6	18
1963	John Florence	117	571	4.9	
1964	John Florence	144	573	3.9	
1965	Roger Grove	87	425	4.8	
1966	Craig Milnes	135	644	4.8	
1967	Bert Nye	180	947	5.3	18
1968	Bery Nye	189	933	4.9	12
1969	Rocky Reese	141	593	4.2	10
1970	Rocky Reese	191	1,065	5.6	10
1971	Phil Hossler	105	573	5.5	8
1972	Phil Hossler	153	756	4.9	13
1973	Guy van Alstine	120	858	7.2	7
1974	Guy van Alstine	140	751	5.4	10
1975	Herb Mills	172	720	4.2	6
1976	Bill Blystone	197	1,025	5.2	12
1977	Bill Blystone	191	847	4.4	3
1978	John Kostans	122	650	5.3	2
1979	Ron Perkins	140	694	5.0	7
1980	Ron Perkins	173	888	5.1	4
1981	Ron Perkins	207	1,052	5.1	14
1982	Ron Perkins	176	865	4.9	15
1983	Mike Irving	158	763	4.8	6
1984	Mike Irving	229	1,166	5.1	6
1985	Mike Burnetta	125	599	4.8	8
1986	Jason Sims	182	1,151	6.3	8
1987	Jason Sims	244	1,368	5.6	8
1988	Derrick Price	237	1,373	5.8	6
1989	Derrick Price	267	1,114	4.2	9
1990	Derrick Price	291	1,457	5.0	7
1991	Scott Eberly	237	943	3.8	9
1992	Scott Eberly	174	771	4.1	8
1993	Scott Eberly	218	1,110	5.1	6
1994	Jim Lindsay	218	1,130	5.2	4
1995	Jim Lindsay	140	680	4.9	4
1996	Thomas Fulton	160	824	5.2	4
1997	Thomas Fulton	261	1,228	4.7	6
1998	Conrad Quarles	147	707	4.8	8
1999	Jason Muchler	104	562	5.2	9
2000	Jason Muchler	151	672	4.5	3
2001	Mike Eckmeyer	135	998	7.3	6
2002	Mike Eckmeyer	295	1,539	5.2	14
2003	Mike Eckmeyer	185	1,133	6.1	9
2004	Osagie Osunde	241	1,151	4.8	17
2005	Brent Steinmetz	219	1,188	5.4	14
2006	Brent Steinmetz	171	903	5.3	15
2007	Osagie Osunde	161	953	5.9	12
2008	Jackson Fagan	160	979	6.1	7
2009	D'Andre Webb	81	423	5.2	7
2010	D'Andre Webb	90	571	6.0	11
2011	Rondell White	141	701	5.0	9
2012	Rondell White	280	1,548	5.5	11



Bert Nye led West Chester in rushing in both 1967 and 1968, falling just shy of 1,000 yards in each campaign.



Rocky Rees is still 13th on the school's all-time rushing list with 2,240 rushing yards in his career.



Billy Blystone rushed for 1,025 yards and 12 TDs in 1976. He led the Rams in rushing in 1976 and 1977.



**Most Attempts**  
 Game: 57, at Millersville (10-22-94)  
 Season: 508 (1994)

**Most Completions**  
 Game: 38 at East Stroudsburg (10-3-98)  
 Season: 274 (1994)

**Most Net Yards Gained**  
 Game: 489 at Clarion (10-31-98)  
 Season: 3,641 (1994)

**Most Touchdowns**  
 Game: 7, vs. Millersville (9-15-12)  
 Season: 40 (1994)

**Most Interceptions**  
 Game: 6, at Delaware (9-23-00)  
 Season: 25 (1978)

**Most First Downs, Passing**  
 Game: 28, at East Stroudsburg (10-3-98)  
 Season: 174 (1998)

**PASSING TOUCHDOWNS**

No.	TDs	Year
1.	40	1994
2.	32	1998
3.	30	2004
4.	29	1999
5.	28	2012
	28	2008
	28	2007
8.	25	1993
	25	1990

**COMPLETION PERCENTAGE**

No.	Pct.	Comp.	Att.	Int.	Year
1.	65.0	120	186	4	1974
2.	63.0	237	376	13	1999
3.	61.6	146	236	9	1988
4.	59.8	174	291	13	2006
5.	59.5	188	316	11	2012
6.	58.6	269	459	12	1998
7.	58.3	203	348	13	1986
8.	57.7	205	355	20	2004
9.	57.6	201	349	10	2009
10.	56.6	192	339	15	1996
	56.6	214	378	12	2008

**PASSING YARDS PER ATTEMPT**

No.	Yds./Att.	Yds.	Att.	Year
1.	10.5	1,416	135	1960
2.	9.9	1,501	151	1961
3.	9.8	1,280	131	1962
4.	9.5	3,384	355	2004
5.	9.4	3,549	378	2008
6.	9.3	3,102	332	2007
	9.3	2,714	291	2006
7.	9.1	2,500	276	2003
8.	8.6	3,135	362	1992
	8.6	3,010	349	2009
	8.6	2,496	291	1986

**PASSING YARDS PER COMPLETION**

No.	Yds./Cmp.	Yds.	Comp.	Year
1.	21.9	1,033	47	1952
2.	20.8	1,416	68	1960
3.	19.2	1,501	78	1961
4.	18.8	1,280	68	1962
5.	17.8	2,323	131	1969
6.	17.7	884	50	1964
7.	17.5	2,500	143	2003
8.	17.4	1,221	70	1954
9.	17.2	1,120	65	1965
10.	17.1	2,588	304	1951



Dave McDonald's 403 yards passing against California (Pa.) in 1994 is the seventh-highest single-game total in West Chester history.

**Game Records**

**PASSING YARDS**

No.	Opponent	Date	Yards
1.	Clarion	10-31-98	489
2.	East Stroudsburg	10-3-98	481
3.	New Haven	10-5-90	449
4.	Clarion	10-30-99	446
5.	Shippensburg	10-7-10	444
6.	Bloomsburg	10-29-05	430
7.	Slippery Rock	11-18-72	410
8.	Kutztown	9-27-08	405
9.	California (Pa.)	11-12-94	403
10.	Millersville	10-23-99	393

**PASSING COMPLETIONS**

No.	Opponent	Date	Comps.
1.	East Stroudsburg	10-3-98	38
2.	Millersville	10-22-94	37
3.	Kutztown	11-13-99	31
4.	C.W. Post	10-2-10	30
	Clarion	10-30-99	30
6.	Bloomsburg	11-5-05	29
	Slippery Rock	11-18-72	29
8.	Shippensburg	10-7-10	27

**PASSING ATTEMPTS**

No.	Opponent	Date	Atts.
1.	Millersville	10-22-94	57
2.	New Haven	9-12-98	56
3.	Shippensburg	10-17-09	54
4.	Bloomsburg	10-29-94	53
	Delaware	9-24-94	53
6.	Shippensburg	10-7-10	50
7.	Bloomsburg	11-5-05	49
	Slippery Rock	11-18-72	49
9.	East Stroudsburg	9-8-01	47
10.	Ferris State	11-19-94	46

**PASSING TOUCHDOWNS**

No.	Opponent	Date	TDs
1.	Millersville	9-15-12	7
2.	Kutztown	9-27-08	6
	East Stroudsburg	10-3-98	6
	Cheyney	9-1-95	6
	New Haven	10-5-90	6
6.	Many times		5
	Last time vs. Shippensburg	(10-7-10)	

**Season Records**

**PASSING YARDS**

No.	Yards	Comp.	Att.	Int.	Year
1.	3,641	274	508	20	1994
2.	3,549	214	378	12	2008
3.	3,452	269	459	12	1998
4.	3,384	175	316	18	2004
5.	3,135	198	362	17	1992
6.	3,102	184	332	18	2007
7.	3,010	201	349	10	2009
8.	2,944	237	376	13	1999
9.	2,741	174	291	13	2006
10.	2,695	188	316	11	2012

**PASSING ATTEMPTS**

No.	Atts.	Comp.	Yds.	Int.	Year
1.	508	274	3,641	20	1994
2.	459	269	3,452	12	1998
3.	385	178	2,209	18	1995
4.	378	214	3,549	12	2008
5.	376	237	2,944	13	1999
6.	374	188	2,506	17	1993
7.	362	198	3,135	17	1992
8.	355	205	3,384	20	2004
9.	349	201	3,010	10	2009
10.	348	203	2,206	13	1986

**PASSING COMPLETIONS**

No.	Comp.	Yds.	Att.	Int.	Year
1.	274	3,641	508	20	1994
2.	269	3,452	459	12	1998
3.	237	2,944	376	13	1999
4.	214	3,549	378	12	2008
5.	205	3,384	355	20	2004
6.	203	2,206	348	13	1986
7.	201	3,010	349	10	2009
8.	198	3,135	362	17	1992
9.	192	2,147	339	15	1996
10.	188	2,695	316	11	2012
	188	2,510	340	12	2002
	188	2,506	374	17	1993

**PASSING YARDS PER GAME**

No.	Avg.	Games	Year
1.	313.8	11	1998
2.	303.4	12	1994
3.	294.4	10	1999
4.	285.0	11	1992
5.	273.6	11	2009
6.	273.0	13	2008
7.	258.8	12	2007
8.	245.0	11	2012
9.	244.7	11	2010
10.	236.4	11	2011



**Most Attempts**

Game: 57, Dave McDonald at Millersville (10-22-94)  
 Season: 504, Dave McDonald (1994)  
*PSAC RECORD*  
 Career: 1,402, Mike Mitros (1996-99)

**Most Completions**

Game: 38, Mike Mitros at ESU (10-3-98)  
 Season: 272, Dave McDonald (1994)  
 Career: 819, Mike Mitros (1996-99)

**Most Net Yards Gained**

Game: 489, Mike Mitros at Clarion (10-31-98)  
 Season: 3,613, Dave McDonald (1994)  
 Career: 9,834, Mike Mitros (1996-99)

**Most Touchdowns**

Game: 6, Mike Mattei vs. Millersville (9-15-12);  
 Joe Wright at Kutztown (9-27-08); Mike Mitros at  
 E. Stroudsburg (10-3-98); Matt Levin vs. Cheyney  
 (9-1-95); Ed Brown vs. New Haven (10-5-90)  
 Season: 40, Dave McDonald (1994)  
 Career: 94, Mike Mitros (1966-99)

**Most Interceptions**

Game: 5, Dave McDonald at Villanova (11-5-94)  
 Season: 21, Craig Atkinson (1977)  
 Career: 51, Dave McDonald (1991-94)

**Highest Completion Percentage**

Season: 64.9, Warren Mays (1974)  
 Career: 58.4, Mike Mitros (1996-99)

**Most Consecutive Games With At Least One Touchdown Pass**

17, Bill Zwaan (2006-07 seasons)

4.	355	Bob Findora	2004
	355	Dave McDonald	1992
6.	349	Joe Wright	2008
7.	339	Al Niemela	1986
8.	331	Bob Findora	2002

**Passing Touchdowns**

No.	TD	Player	Year
1.	40	Dave McDonald	1994
2.	32	Mike Mitros	1998
3.	30	Bob Findora	2004
4.	29	Mike Mitros	1999
5.	28	Joe Wright	2008
	28	Bill Zwaan	2007
7.	26	Mike Mattei	2012
8.	25	Dave McDonald	1993
	25	Ed Brown	1990

**Completion Percentage**

No.	Player	Pct. Cmp	Att.	Year	
1.	Warren Mays	64.9	113	174	1974
2.	Al Niemela	63.6	138	217	1988
3.	Mike Mitros	63.2	228	361	1999
4.	John Newman	61.2	75	121	1975
5.	Bill Zwaan	61.0	136	223	2006
6.	Mike Mattei	59.6	170	285	2012
7.	Al Niemela	58.7	199	339	1986
8.	Mike Mitros	58.4	267	457	1998
9.	Joe Wright	58.2	203	349	2008

**Passing Yards Per Attempt**

No.	Player	Yds/Att.	Yds	Att.	Year
1.	Vince Bonkoski	10.6	1,254	118	1960
2.	Vince Bonkoski	10.2	1,212	119	1961
3.	Bill Zwaan	9.7	2,973	307	2007
4.	Joe Wright	9.6	3,336	349	2008
5.	Terry Eberly	9.6	898	94	1962
6.	Bill Zwaan	9.5	2,110	223	2006
7.	Bob Findora	9.4	3,343	355	2004
8.	Ray Spafford	9.4	612	65	1952
9.	Bob Findora	9.4	2,464	263	2003
10.	Mike Mattei	9.0	2,552	285	2012

**Passing Yards Per Completion**

No.	Player	Yds/Cmp.	Yds.	Cmp.	Year
1.	Ray Spafford	24.5	612	25	1952
2.	Jim Haynie	23.3	1,120	48	1965
3.	Vince Bonkoski	21.3	1,254	59	1960
4.	Vince Bonkoski	18.9	1,212	64	1961
5.	Terry Eberly	18.3	898	49	1962
6.	Ernie Forchetti	18.3	1,244	68	1969
7.	Bob Findora	17.6	2,464	140	2003
8.	Bill Zwaan	17.2	2,973	173	2007



Joe Wright tied a school record when he threw for six TDs in a win at Kutztown in 2008.



Mike Mitros threw for a school-record 489 yards against Clarion in 1998.

**Game Records**

**Passing Yards**

No.	Yards	Player
1.	489	Mike Mitros at Clarion, 10-31-98
2.	481	Mike Mitros at ESU, 10-3-98
3.	449	Ed Brown vs. New Haven, 10-5-90
4.	444	Sean McCartney vs. Ship, 10-7-10
5.	430	Bill Zwaan at Bloomsburg, 10-29-05
6.	409	Mike Mitros vs. Clarion, 10-30-99
7.	403	Dave McDonald at Cal, 11-12-94
8.	393	Mike Mitros vs. Millersville, 10-23-99
9.	385	Joe Wright at Kutztown, 9-28-08
10.	378	Mike Mitros at New Haven, 9-12-98

**Pass Completions**

No.	Cmp.	Player
1.	38	Mike Mitros at ESU, 10-3-98
2.	37	Dave McDonald at Millersville, 10-22-94
3.	33	Mike Mitros vs. Cheyney, 11-7-98
4.	30	Mike Mattei vs. C.W. Post, 10-2-10
5.	29	Bill Zwaan at Bloomsburg, 10-29-05
	29	Mike Mitros vs. Kutztown, 11-13-99
	29	Mike Mitros vs. ESU, 10-2-99
	29	Mike Mitros at New Haven, 9-12-98
	29	at Shippensburg, 9-16-95

**Passing Attempts**

No.	Att.	Player
1.	57	Dave McDonald at Millersville, 10-22-94
2.	55	Mike Mitros at New Haven, 9-12-98
3.	54	Joe Wright at Shippensburg, 10-17-09
4.	53	Mike Mitros at ESU, 10-3-98
5.	52	Mike Mitros vs. ESU, 10-12-96
	52	at Shippensburg, 9-16-95
7.	49	Bill Zwaan at Bloomsburg, 10-29-05
8.	48	Dave McDonald vs. IUP, 9-18-93
9.	47	George Caroulis at ESU, 9-8-01
	47	Dave McDonald at New Haven, 9-4-93

**Passing Touchdowns**

No.	TD	Player
1.	6	Mike Mattei vs. Millersville, 9-15-12
	6	Joe Wright at Kutztown, 9-27-08
	6	Mike Mitros at ESU, 10-3-98
	6	Matt Levin vs. Cheyney, 9-1-95
	6	Ed Brown vs. New Haven, 10-5-90

**Season Records**

**Passing Yards**

No.	Yards	Player	Year
1.	3,613	Dave McDonald	1994
2.	3,437	Mike Mitros	1998
3.	3,343	Bob Findora	2004
4.	3,336	Joe Wright	2008
5.	3,085	Dave McDonald	1992
6.	2,973	Bill Zwaan	2007
7.	2,862	Mike Mitros	1999
8.	2,759	Joe Wright	2009
9.	2,552	Mike Mattei	2012
10.	2,473	Bob Findora	2002

**Pass Completions**

No.	Cmp.	Player	Year
1.	819	Mike Mitros	1996-99
2.	644	Dave McDonald	1991-94
3.	600	Al Niemela	1985-88
4.	594	Bob Findora	2001-04
5.	402	Joe Wright	2005-09
6.	378	Bill Zwaan	2004-07

**Passing Attempts**

No.	Att.	Player	Year
1.	504	Dave McDonald	1994
2.	457	Mike Mitros	1998
3.	361	Mike Mitros	1999



**Career Leaders**

Passing Yards (4,000-yard passers)

No. Yards	Player	Years
1. 9,834	Mike Mitros	1996-99
2. 9,326	Bob Findora	2001-04
3. 9,080	Dave McDonald	1991-94
4. 7,853	Al Niemela	1985-88
5. 6,298	Bill Zwaan	2004-07
6. 6,220	Joe Wright	2005-09
7. 4,538	Mike Mattei	2009-12
8. 4,475	Jim Haynie	1965-67
9. 4,421	Ron Gaynor	1979-82
10. 4,256	Tom Pierantozzi	1970-72
11. 4,073	Ed Brown	1987-90

Pass Completions

No. Cmp.	Player	Years
1. 819	Mike Mitros	1996-99
2. 644	Dave McDonald	1991-94
3. 600	Al Niemela	1985-88
4. 594	Bob Findora	2001-04
5. 402	Joe Wright	2005-09
6. 378	Bill Zwaan	2004-07

Passing Attempts

No. Att.	Player	Years
1. 1,402	Mike Mitros	1996-99
2. 1,201	Dave McDonald	1991-94
3. 1,098	Bob Findora	2001-04
4. 1,063	Al Niemela	1985-88
5. 696	Joe Wright	2005-09
6. 655	Bill Zwaan	2004-07
7. 622	Jim Haynie	1965-67
8. 621	Ed Brown	1987-90

Passing Touchdowns

No. TD	Player	Year
1. 94	Mike Mitros	1996-99
2. 89	Dave McDonald	1991-94
3. 77	Bob Findora	2001-04
4. 73	Al Niemela	1985-88
5. 65	Bill Zwaan	2004-07
6. 56	Ed Brown	1987-90
7. 49	Joe Wright	2005-09
8. 40	Jack Harrington	1956-58

Completion Percentage

No.	Player	Pct. Cmp	Att.	Years
1. Mike Mitros	58.4	819	1,402	1996-99
2. Warren Mays	58.3	176	302	1973-74
3. Joe Wright	57.7	402	696	2005-09
4. Bill Zwaan	57.7	378	655	2004-07
5. Mike Mattei	57.5	305	530	2009-12
6. Al Niemela	56.4	600	1,063	1985-88
7. Bob Findora	54.1	594	1,098	2001-04
8. Dave McDonald	53.6	644	1,201	1991-94

Passing Yards Per Attempt (min. 300 att.)

No.	Player	Yds/Att.	Yds	Att.	Years
1. Bill Zwaan	9.6	6,298	655	2004-07	
2. Joe Wright	8.9	6,220	696	2005-09	
3. Mike Mattei	8.6	4,538	530	2009-12	
4. Bob Findora	8.4	9,326	1,098	2001-04	
5. Jim Haynie	7.6	4,475	591	1965-67	
6. Dave McDonald	7.6	9,080	1,201	1991-94	
7. Al Niemela	7.4	7,853	1,063	1985-88	
8. Tom Pierantozzi	7.4	4,256	575	1970-72	
9. Ron Gaynor	7.3	4,421	608	1979-82	
10. Ed Brown	7.3	4,073	557	1987-90	

Passing Yards Per Completion (min. 200 comp.)

No.	Player	Yds/Cmp.	Yds.	Cmp.	Years
1. Bill Zwaan	16.7	6,298	378	2004-07	
2. Jim Haynie	16.0	4,475	279	1965-67	
3. Bob Findora	15.7	9,326	594	2001-04	
4. Joe Wright	15.5	6,220	402	2005-09	
5. Mike Mattei	14.9	4,538	305	2009-12	
6. Ron Gaynor	14.8	4,421	299	1979-82	
7. Ed Brown	14.5	4,073	281	1987-90	
8. Mike Horrocks	14.4	3,236	226	1982-84	
9. Tom Pierantozzi	14.4	4,256	296	1970-72	
10. Dave McDonald	14.1	9,080	644	1991-94	

**Yearly Leaders**

Year	Player	Cmp.	Att.	Pct.	Yds	TD
1951	Ray Spafford	24	80	33.8	304	7
1952	Ray Spafford	25	65	38.5	612	6
1953	Ray Spafford	31	81	38.3	484	4
1954	Jack McAneney	59	144	40.9	900	10
1955	John Harrington	32	107	29.9	346	4
1956						
1957	John Harrington	38	86	44.1	742	16
1958	John Harrington	75	139	53.9	1,125	16
1959	Thaddeus Kowal	39	94	41.5	652	10
1960	Vince Bonkoski	59	118	50.0	1,254	16
1961	Vince Bonkoski	64	119	53.8	1,212	16
1962	Terry Eberly	49	94	52.1	898	12
1963	Terry Eberly	53	120	44.2	823	11
1964	Jim Holt	24	71	33.8	406	3
1965	Jim Haynie	48	129	37.2	1,120	7
1966	Jim Haynie	104	205	50.7	1,587	11
1967	Jim Haynie	127	257	49.4	1,972	17
1968	Steve Dilts	103	224	45.9	1,386	6
1969	Ernie Forchetti	68	160	42.5	1,244	14
1970	Tom Pierantozzi	82	170	48.2	1,348	13
1971	Ernie Forchetti	56	104	53.8	684	6
1972	Tom Pierantozzi	162	294	55.1	2,202	17
1973	Warren Mays	63	128	49.2	769	6
1974	Warren Mays	113	174	64.9	1,556	6
1975	John Newman	75	121	61.2	794	8
1976	Darwin Breaux	37	89	41.6	499	4
1977	Craig Atkinson	94	208	45.2	1,173	6
1978	Stewart Keen	68	148	45.9	988	3
1979	Stewart Keen	41	92	44.6	389	2
1980	Ron Gaynor	84	165	50.9	1,260	10
1981	Ron Gaynor	84	183	48.6	1,416	11
1982	Ron Gaynor	97	183	53.0	1,230	7
1983	Mike Horrocks	95	201	47.3	1,386	11
1984	Mike Horrocks	129	250	51.6	1,814	16
1985	Al Niemela	105	223	47.4	1,331	8
1986	Al Niemala	199	339	58.7	2,135	22
1987	Al Niemala	158	284	55.6	2,445	22
1988	Al Niemala	138	217	63.6	1,932	21
1989	Ed Brown	121	242	50.0	1,707	22
1990	Ed Brown	154	299	51.5	1,789	25
1991	Ed Spurka	114	263	43.3	1,514	23
1992	Dave MacDonald	195	355	54.9	3,085	24
1993	Dave MacDonald	169	324	52.1	2,294	25
1994	Dave MacDonald	272	504	54.0	3,613	40
1995	Matt Levin	113	228	49.6	1,509	15
1996	Mike Mitros	185	322	57.5	2,022	2
1997	Mike Mitros	139	262	53.1	1,513	13
1998	Mike Mitros	267	457	58.4	3,437	32
1999	Mike Mitros	228	361	63.2	2,862	29
2000	George Caroulis	45	113	39.8	556	4
2001	Bob Findora	69	149	46.3	1,046	8
2002	Bob Findora	184	331	55.6	2,473	18
2003	Bob Findora	140	263	53.2	2,464	21
2004	Bob Findora	201	355	56.6	3,343	30
2005	Matt Burdalski	79	172	45.9	1,333	11
2006	Bill Zwaan	136	223	61.0	2,110	22
2007	Bill Zwaan	173	307	56.4	2,973	28
2008	Joe Wright	203	349	58.2	3,336	28
2009	Joe Wright	188	329	57.1	2,759	20
2010	Mike Mattei	134	242	55.4	1,970	12
2011	Sean McCartney	104	192	54.2	1,471	8
2012	Mike Mattei	170	285	59.6	2,552	26



Former West Chester quarterback Bill Zwaan, Jr., is one of six slingers in Golden Rams history to throw for more than 6,000 yards and 60 TDs from 2004 to 2007.



**Most Receptions**  
 Game: 17, George Reid vs. New Haven (10-5-90)  
 Season: 115, Kevin Ingram (1998)  
*PSAC RECORD*  
 Career: 235, Kevin Ingram (1995-96; 98-99)

**Most Net Yards Gained**  
 Game: 401, Kevin Ingram vs. Clarion (10-31-98)  
*NCAA DIVISION II RECORD*  
 Season: 1,674, Kevin Ingram (1998)  
 Career: 4,715, Mike Washington (2005-08)

**Highest Yards Per Catch Average**  
 Season: 25.2, Mike Washington (2005)  
 Career: 21.9, Mike Washington (2005-08)

**Highest Yards Per Game Average**  
 Season: 152.2, Kevin Ingram (1998)  
 Career: 94.3, Mike Washington (2005-08)

**Most Touchdown Receptions**  
 Game: 5, Mike Washington vs. Clarion (8-26-05)  
*PSAC RECORD*  
 Season: 22, Brian Penecale (1994)  
 Career: 58, Mike Washington (2005-08)

**Most 100-yard Games**  
 Season: 10, Kevin Ingram (1998)  
 Career: 24, Mike Washington (2005-08)

**Most Consecutive 100-yard Games**  
 9, Kevin Ingram (9-3-98 thru 10-31-98)

**Most Consecutive Games Catching A Pass**  
 50, Mike Washington (2005-08) – all games played  
*NCAA DIVISION II RECORD*

**Longest Reception**  
 98 yards (TD), Dick Paciaroni from Jack McAneny vs. Bloomsburg (11-12-54)

**Yards Per Catch Average (min. 90 rec.)**

No.	Player	Years Rec	Yds	Rec	Yds Avg.
1.	Mike Washington	2005-08	215	4,715	21.9
2.	Brandon Simmons	2002-05	120	2,414	20.1
3.	Dan DePalma	2008-10	95	1,794	18.9
4.	Cory DeForrest	2002-04	139	2,499	18.0
5.	Bill Hess	1985-88	175	2,866	16.4
6.	Don Wilkinson	1966-68	140	2,280	16.3

**Yearly Leaders**

Year	Player	Rec	Yds	Avg.	TD	/gm
1951	Fred Prender	12	227	18.9	2	25.2
	Charlie Reese	12	203	16.9	3	22.6
1952	Dick Paciaroni	11	221	20.1	2	31.6
1953	Dick Paciaroni	13	192	14.8	5	24.0
1954	Dick Paciaroni	12	331	27.6	5	36.8
1955	Bill Crozier	13	195	15.0	0	21.7
1956						
1957	Bruce Shenk	14	327	23.4	7	36.3
1958	Bruce Shenk	39	580	14.9	9	58.0
1959	Ken Campbell	30	578	19.3	10	72.3
1960	Jim Pribula	21	416	19.8	8	46.2
1961	Jim Pribula	26	447	17.2	5	49.7
1962	Max Micsion	25	590	23.6	9	65.6
1963	Dan Ferguson	29	438	15.1	4	48.7
1964	Roger Augenbaugh	10	315	31.5	4	39.4
1965	Dan Ferguson	21	358	17.0	4	44.8
1966	Don Wilkinson	41	788	19.2	8	71.6
1967	Don Wilkinson	53	787	14.8	9	78.7
1968	Don Wilkinson	46	611	13.3	5	76.4
1969	Barry Stout	36	608	16.9	5	60.8
1970	Bob Croff	28	445	15.9	3	40.5
1971	Stan Shepanski	23	327	14.2	2	32.7
	Bob Croff	23	279	12.1	3	27.9
1972	Mike Gallagher	53	731	13.8	3	73.1
1973	Bob Hartshorn	27	272	10.1	1	27.2
1974	Bob Hartshorn	46	711	15.5	3	71.1
1975	Joe Senser	25	347	13.9	2	38.6
1976	Joe Senser	29	419	14.4	4	46.6
1977	Joe Senser	54	796	14.7	4	79.6
1978	Joe Senser	47	624	13.3	4	56.7
1979	Bruce Carthon	26	368	14.2	2	33.4
1980	Bruce Carthon	27	556	20.6	8	50.5
1981	Bruce Carthon	18	345	19.2	2	31.3
1982	Bob Rafferty	36	480	13.3	1	48.0
1983	Reggie Hines	31	511	16.5	6	51.1
1984	Mike Irving	32	355	11.1	5	35.5
1985	Bill Hess	33	360	10.9	3	36.0
1986	Jim Sheehan	71	708	9.9	10	64.3
1987	Bill Hess	44	949	21.6	10	86.2
1988	Bill Hess	47	833	17.7	11	83.3
1989	Scott Asman	57	765	13.4	8	76.5
1990	Scott Asman	61	639	10.5	9	63.9
1991	Steve Weaver	37	523	14.1	3	47.5
1992	Steve Weaver	59	1,157	19.6	13	105.2
1993	Brian Penecale	44	645	14.7	12	58.6
1994	Brian Penecale	85	1,429	16.8	22	119.0
1995	Brian Penecale	61	901	14.8	14	81.1
1996	Mike Spinka	49	411	8.4	2	41.1
1997	Bill Lowe	38	489	12.9	6	44.4
1998	Kevin Ingram	115	1,674	14.6	21	153.1
1999	Kevin Ingram	82	1,050	12.8	16	116.7
2000	Chris Shaffer	43	420	9.8	4	38.2
2001	A. Wilkerson	28	350	12.5	3	38.9
2002	Cory DeForrest	52	824	15.8	9	74.9
2003	George Caroulis	41	574	14.0	4	54.2
2004	Brandon Simmons	74	1,534	20.7	20	103.3
2005	Mike Washington	47	1,185	25.2	15	98.8
2006	Mike Washington	55	1,170	21.3	16	90.0
2007	Mike Washington	49	1,160	23.7	12	96.7
2008	Mike Washington	64	1,200	18.8	15	92.3
2009	Steve Miller	46	759	16.5	9	75.9
2010	Dan DePalma	50	962	19.2	9	96.2
2011	Tim Keyser	38	470	12.4	5	47.0
2012	Jim Kelly	51	712	14.0	6	64.7

**Game Records**

**Receiving Yards**

No.	Yards	Player
1.	401	Kevin Ingram vs. Clarion, 10-31-98
2.	247	George Reid vs. New Haven, 10-5-90
3.	242	Mike Washington vs. Clarion, 8-26-05
4.	227	Kevin Ingram vs. ESU, 10-2-99
5.	217	Rich Neal vs. New Haven, 9-4-93
6.	206	Merritt Kersey vs. Delta State, 11-11-72
8.	201	Brian Bradley vs. Edinboro, 10-27-01

**Receptions**

No.	Rec.	Player
1.	17	George Reid vs. New Haven (10-5-90)
2.	15	Kevin Ingram vs. ESU (10-2-99)
3.	14	Bill Lowe vs. ESU (10-3-98)
4.	12	Jim Sheehan at Delaware, 9-20-86
5.	11	many times (last: Jackson Fagan vs. C.W. Post, 10-2-10)

**Touchdown Receptions**

No.	TD	Player
1.	5	Mike Washington vs. Clarion, 8-26-05
	4	Kevin Ingram vs. ESU, 10-3-98
	4	Brian Penecale vs. Cheyney, 9-1-95
	4	Batt at Delaware, 9-24-94
	4	Brian Penecale at Delaware, 9-25-93
	4	George Reid vs. New Haven, 10-5-90
	4	Scott Asman at Portland St., 11-18-89
	4	Bill Hess at Clarion, 10-15-88

**Season Records**

**Receiving Yards (1,000-yard receivers)**

No.	Yards	Player	Year
1.	1,674	Kevin Ingram	1998
2.	1,534	Brandon Simmons	2004
3.	1,429	Brian Penecale	1994
4.	1,200	Mike Washington	2008
5.	1,185	Mike Washington	2005
6.	1,170	Mike Washington	2006
7.	1,160	Mike Washington	2007
8.	1,157	Steve Weaver	1992
9.	1,050	Kevin Ingram	1999

**Receptions**

No.	Rec.	Player	Year
1.	115	Kevin Ingram	1998
2.	85	Brian Penecale	1994
3.	82	Kevin Ingram	1999
4.	74	Brandon Simmons	2004
5.	71	Jim Sheehan	1986
6.	64	Mike Washington	2008
7.	61	Brian Penecale	1995
	61	Scott Asman	1990
9.	60	Bill Lowe	1998

**Yards Per Catch Average (min. 25 rec.)**

No.	Player	Year	Yds	Rec.	Avg.
1.	Mike Washington	2005	1,185	47	25.2
2.	Mike Washington	2007	1,160	49	23.7
3.	Max Micsion	1962	590	25	23.6
4.	Bill Hess	1987	949	44	21.6
5.	Mike Washington	2006	1,170	55	21.3
6.	Brandon Simmons	2004	1,534	74	20.7
7.	Bruce Carthon	1980	556	27	20.6
8.	Steve Weaver	1992	1,157	59	19.6
9.	Ken Campbell	1959	578	30	19.3
10.	Dan DePalma	2010	962	50	19.2
	Don Wilkinson	1966	788	41	19.2

**Touchdown Receptions**

No.	TD	Player	Year
1.	22	Brian Penecale	1994
2.	21	Kevin Ingram	1998
3.	20	Brandon Simmons	2004
4.	16	Mike Washington	2006
	16	Kevin Ingram	1999
6.	15	Mike Washington	2008
	15	Mike Washington	2005

**Career Records**

**Receiving Yards**

No.	Yards	Player	Years
1.	4,715	Mike Washington	2005-08
2.	3,195	Kevin Ingram	1995-96; 98-99
3.	2,983	Brian Penecale	1992-95
4.	2,866	Bill Hess	1985-88
5.	2,499	Cory DeForrest	2001-04
6.	2,414	Brandon Simmons	2002-05
7.	2,280	Don Wilkinson	1966-68
8.	2,256	Monk Culbreath	1992-95
9.	2,247	Steve Miller	2006-09
10.	2,186	Joe Senser	1975-78

**Receptions**

No.	Rec.	Player	Years
1.	235	Kevin Ingram	1995-96; 98-99
2.	215	Mike Washington	2005-08
3.	191	Brian Penecale	1992-95
4.	175	Bill Hess	1985-88
5.	166	Monk Culbreath	1992-95
6.	163	Bill Lowe	1996-99
7.	157	Scott Ansman	1987-90
8.	155	Joe Senser	1975-79
9.	140	Don Wilkinson	1966-68
10.	139	Steve Miller	2006-09
	139	Cory DeForrest	2002-04



**TEAM RECORDS**

**Most Plays**

Game: 102 at New Haven (9-12-98)  
Season: 997 (2004)

**Most Net Yards Gained**

Game: 672 at Kutztown (10-30-72)  
Season: 5,555 (1994)

**Highest Yards Per Play Average**

Game: 11.7 vs. Millersville (11-6-10)  
Season: 7.0 (1958)

**Highest Yards Per Game Average**

Season: 465.7 (1998)

**Most First Downs, Total**

Game: 38 at East Stroudsburg (10-3-98)  
Season: 312 (2004)

**INDIVIDUAL RECORDS**

**Most Plays**

Game: 62, Dave McDonald at Millersville (10-22-94)  
Season: 564, Dave McDonald (1994)  
Career: 1,716, Mike Mitros (1996-99)

**Most Net Yards Gained**

Game: 505, Mike Mitros at Clarion (10-31-98)  
Season: 3,603, Dave McDonald (1994)  
Career: 9,714, Mike Mitros (1996-99)

**Game Records**

**TOTAL OFFENSE YARDS – TEAM**

No.	Yards	Opponent	Date
1.	672	Kutztown	10-30-72
2.	671	Cheyney	11-3-01
3.	656	East Stroudsburg	10-3-98
4.	655	Millersville	9-15-12
5.	648	Clarion	10-30-99
6.	646	Glenville State	9-13-03
7.	635	Mansfield	11-2-68
8.	633	Millersville	9-20-08
9.	607	Millersville	11-6-10
10.	593	Clarion	10-31-98

**TOTAL OFFENSE YARDS – INDIVIDUAL**

No.	Yards	Name	Date
1.	505	Mike Mitros at Clarion	10-31-98
2.	499	Mike Mitros at ESU	10-3-98
3.	497	Ed Brown vs. New Haven	10-5-90
4.	450	Mike Mitros vs. Clarion	10-30-99
5.	447	Sean McCartney vs. Ship	10-7-10
6.	412	Dave McDonald vs. Cal	11-12-94
7.	399	Dave McDonald vs. Ship	11-7-92
8.	389	Mike Mattei vs. Millersville	9-15-12
9.	387	Mike Horrocks vs. Ship	10-15-83
10.	385	Mike Mitros vs. Millersville	10-23-99

**Team Season Records**

**TOTAL OFFENSE YARDS**

No.	Yards	Plays	Season
1.	5,555	961	1994
2.	5,537	797	2008
3.	5,266	770	2006
4.	5,123	887	1998
5.	5,049	997	2004
6.	5,015	740	2003
7.	4,913	774	2007
8.	4,864	808	2005
9.	4,763	734	2012
10.	4,709	818	1992

**TOTAL OFFENSE YARDS PER GAME**

No.	Avg.	Yds.	Games	Season
1.	465.7	5,123	11	1998
2.	462.9	5,555	12	1994
3.	458.0	4,580	10	1999
4.	455.9	5,015	11	2003
5.	443.7	4,437	10	1958
6.	442.1	3,095	7	1952
7.	433.0	4,763	11	2012
8.	429.7	4,297	10	1971
9.	428.1	4,709	11	1992
10.	425.9	5,537	13	2008

**TOTAL OFFENSE YARDS PER PLAY**

No.	Avg.	Plays	Yds.	Season
1.	7.0	633	4,437	1958
2.	6.9	797	5,537	2008
3.	6.8	770	5,266	2006
4.	6.7	740	5,015	2003
5.	6.5	734	4,763	2012
6.	6.4	574	3,679	1960
7.	6.3	720	4,580	1999
8.	6.3	774	4,913	2007
9.	6.1	729	4,426	2009
10.	6.1	533	3,236	1957
11.	6.0	808	4,864	2005
12.	6.0	525	3,159	1962

**FIRST DOWNS (since 1964)**

No.	1st Downs	Season
1.	312	2004
2.	298	1998
3.	284	1994
4.	253	2008
5.	250	2006
6.	249	1999
7.	240	1992
8.	239	2012
9.	238	2005
10.	234	2003

**Individual Season Records**

**TOTAL OFFENSE YARDS**

No.	Name	Year	Rush	Pass	Total
1.	Dave McDonald	1994	10	3,613	3,603
2.	Bob Findora	2004	183	3,343	3,526
3.	Mike Mitros	1998	41	3,437	3,478
4.	Joe Wright	2008	51	3,336	3,387
5.	Dave McDonald	1992	3	3,085	3,082
6.	Mike Mitros	1999	66	2,862	2,928
7.	Joe Wright	2009	55	2,759	2,814
8.	Bill Zwaan	2007	-163	2,973	2,810
9.	Mike Mattei	2012	91	2,552	2,643
10.	Bob Findora	2003	131	2,464	2,595
11.	Dave McDonald	1993	23	2,294	2,317

**TOTAL OFF. YARDS PER GAME**

No.	Name	Year	Plays	Yds.	Avg
1.	Mike Mitros	1998	537	3,478	316.2
2.	Dave McDonald	1994	564	3,603	300.3
3.	Mike Mitros	1999	423	2,928	292.8
4.	Dave McDonald	1992	398	3,082	280.2
5.	Joe Wright	2008	401	3,387	260.5
6.	Joe Wright	2009	374	2,814	255.8
7.	Mike Mattei	2012	320	2,643	240.3
8.	Bob Findora	2004	373	2,820	235.1
9.	Bill Zwaan	2007	343	2,810	234.2
10.	Bob Findora	2003	253	2,031	225.7

**TOTAL OFF. YARDS PER PLAY (min. 50 plays)**

No.	Name	Year	Plays	Yds.	Avg
1.	Joe Wright	2008	401	3,387	8.44
2.	Vince Bonkoski	1961	144	1,213	8.42
3.	Mike Mattei	2012	320	2,643	8.26
4.	Bob Findora	2003	316	2,595	8.21
5.	Bill Zwaan	2006	256	2,098	8.19
6.	Bill Zwaan	2007	343	2,810	8.19
7.	Ray Spafford	1952	74	593	8.01
8.	Bob Findora	2004	442	3,526	7.97
9.	Dave McDonald	1992	398	3,082	7.74
10.	Joe Wright	2009	374	2,814	7.52

**Individual Career Records**

**TOTAL OFFENSE YARDS**

No.	Name	Years	Rush	Pass	Total
1.	Mike Mitros	1996-99	-120	9,834	9,714
2.	Bob Findora	2001-04	288	9,326	9,614
3.	Dave McDonald	1991-94	1	9,080	9,081
4.	Al Niemela	1985-88	-494	7,853	7,359
5.	Joe Wright	2005-09	96	6,220	6,316
6.	Bill Zwaan	2004-07	-175	6,298	6,123
7.	Ron Gaynor	1979-82	773	4,421	5,194
8.	Mike Mattei	2009-12	201	4,538	4,739
9.	Jim Haynie	1965-67	-269	4,475	4,206
10.	Tom Pierantozzi	1970-72	-217	4,256	4,036
11.	Ed Brown	1988-90	261	3,813	4,074

**TOTAL OFF. YARDS PER GAME**

No.	Name	Years	Plays	Yds.	Avg
1.	Dave McDonald	1991-94	1,345	9,081	239.0
2.	Mike Mitros	1996-99	1,716	9,714	231.3
3.	Bob Findora	2001-04	1,240	9,614	218.5
4.	Joe Wright	2005-09	804	6,316	191.4
5.	Al Niemela	1985-88	1,175	7,359	175.2
6.	Bill Zwaan	2004-07	755	6,123	157.0

**TOTAL OFF. YARDS PER PLAY (min. 600 plays)**

No.	Name	Years	Plays	Yds.	Avg
1.	Bill Zwaan	2004-07	755	6,123	8.1
2.	Joe Wright	2005-09	804	6,316	7.9
3.	Bob Findora	2001-04	1,240	9,614	7.8
4.	Mike Mattei	2009-12	635	4,739	7.5
5.	Dave McDonald	1991-94	1,345	9,081	6.8
6.	Jim Haynie	1965-68	669	4,206	6.3
7.	Al Niemela	1985-88	1,175	7,359	6.3
8.	Mike Mitros	1996-99	1,716	9,714	5.7
9.	Ed Brown	1988-90	734	4,074	5.6
10.	Tom Pierantozzi	1970-72	754	4,036	5.5





Osagie Osunde graduated from West Chester University second on the school's all-time all-purpose yardage chart with 5,844 yards to his credit.

**Most Net Yards Gained**  
 Game: 401, Kevin Ingram vs Clarion (10-31-98)  
 Season: 2,264, Mike Irving (1984)  
 Career: 6,500, Derrick Price (1987-90)

**Game Records**

All-Purpose Yards

No.	Yds	Player
1.	401	Kevin Ingram vs. Clarion, 10-31-98
2.	368	Mike Irving vs. Bloomsburg, 11-3-84
3.	344	Derrick Price at Millersville, 9-29-90
4.	343	Rondell White vs. LIU-Post, 10-13-12
5.	326	Derrick Price at Cheyney, 11-3-90
6.	322	Rondell White vs. ESU, 9-24-11
7.	309	Derrick Price vs. Mansfield, 11-6-88
8.	308	Mike Irving vs. Cheyney, 9-23-83
9.	306	D'Andre Webb vs. Millersville, 9-20-08
10.	305	Rondell White at Bloomsburg, 11-3-12

**Season Records**

All-Purpose Yards

No.	Yds	Player	Year
1.	2,264	Mike Irving	1984
2.	2,250	Derrick Price	1990
3.	2,202	Rondell White	2012
4.	2,026	Osagie Osunde	2004
5.	1,968	Derrick Price	1988
6.	1,835	Brandon Simmons	2004
7.	1,801	Derrick Price	1989
8.	1,692	Kevin Ingram	1998
9.	1,686	Mike Eckmeyer	2002
10.	1,660	Mike Irving	1983

**Career Records**

All-Purpose Yards

No.	Yds	Player	Years
1.	6,500	Derrick Price	1987-90
2.	5,844	Osagie Osunde	2003-07
3.	5,822	Mike Irving	1981-84
4.	5,147	Mke Washington	2005-08
5.	4,561	Rondell White	2010-12
6.	4,210	Ron Perkins	1979-82
7.	4,105	Mike Eckmeyer	2000-03
8.	3,821	Bill Hess	1985-88
9.	3,785	Brian Steinmetz	2004-06
10.	3,712	Brandon Simmons	2002-05

**Yearly Leaders (since 1964)**

Year	Player	Rush	Rec	KR	PR	Total
1964	John Florence	573	0	0	0	573
1965	Roger Grove	425	155	0	0	580
1966	Craig Milnes	644	187	18	0	849
1967	Bert Nye	947	246	60	0	1,253
1968	Bert Nye	933	98	0	0	1,031
1969	Paul Dunkelberger	17	660	345	220	1,222
1970	Rocky Rees	1,065	36	0	0	1,101
1971	Merritt Kersey	525	96	164	101	886
1972	Merritt Kersey	393	591	136	217	1,337
1973	Merritt Kersey	213	245	466	165	1,089
1974	Guy van Alstine	751	191	456	0	1,398
1975	Chip Zawoiski	336	85	297	15	733
1976	Bill Blystone	1,025	8	0	0	1,033
1977	Bill Blystone	847	38	0	0	885
1978	Tyrone Scott	334	47	307	12	700
1979	Tyrone Scott	561	56	290	0	907
1980	Tyrone Scott	690	89	318	4	1,121
1981	Ron Perkins	1,052	206	0	0	1,258
1982	Bob Rafferty	715	480	0	0	1,195
1983	Mike Irving	763	341	303	253	1,660
1984	Mike Irving	1,166	355	510	233	2,264
1985	Mike Burnetta	599	225	0	0	824
1986	Jason Sims	1,151	78	0	0	1,229
1987	Jason Sims	1,368	20	27	0	1,415
1988	Derrick Price	1,373	61	534	0	1,968
1989	Derrick Price	1,114	50	635	0	1,801
1990	Derrick Price	1,457	206	587	0	2,250
1991	V.Shawn Little	647	242	236	0	1,125
1992	Steve Weaver	2	1,157	107	0	1,266
1993	Scott Eberly	1,110	188	0	0	1,298
1994	Rich Neal	41	881	595	0	1,517
1995	Brian Penecale	17	901	0	0	918
1996	Thomas Fulton	824	41	0	0	865
1997	Thomas Fulton	1,228	212	150	0	1,590
1998	Kevin Ingram	0	1,674	0	18	1,692
1999	Kevin Ingram	0	1,050	0	0	1,050
2000	Jason Muchler	672	82	0	0	754
2001	Mike Eckmeyer	988	26	21	0	1,035
2002	Mike Eckmeyer	1,539	112	35	0	1,686
2003	Osagie Osunde	683	242	196	142	1,263
2004	Osagie Osunde	1,151	260	615	0	2,026
2005	Brent Steinmetz	1,188	252	108	67	1,615
2006	Mike Washington	140	1,170	88	29	1,427
2007	Mike Washington	121	1,160	0	0	1,281
2008	Jackson Fagan	979	226	192	0	1,397
2009	Dan DePalma	30	832	8	317	1,187
2010	Jackson Fagan	464	382	313	32	1,191
2011	Rondell White	701	409	302	22	1,434
2012	Rondell White	1548	624	12	18	2,202



Derrick Price is the school's all-time leading rusher as well as WCU's all-time leader in all-purpose yardage.



**Season Records**

**Points Scored**

No.	Player	Year	TDs	PAT	FG	Pts.
1.	Brian Penecale	1994	22	-	-	132
	Bill Shockley	1958	15	40-49	0-0	132
3.	Kevin Ingram	1998	21	-	-	130
4.	Bert Nye	1967	19	5-5	-	129
5.	Brandon Simmons	2004	20	0-0	0-0	120
6.	Rondell White	2012	18	0-0	0-0	108
	Osagie Osunde	2004	18	0-0	0-0	108
8.	Kevin Ingram	1999	16	-	-	100

**Touchdowns Scored**

No.	Player	Year	Rush	Rec.	Ret.	TDs
1.	Brian Penecale	1994	0	22	0	22
2.	Kevin Ingram	1998	0	21	0	21
3.	Brandon Simmons	2004	0	20	0	20
4.	Bert Nye	1967	18	1	0	19
5.	Rondell White	2012	11	7	0	18
	Osagie Osunde	2004	17	1	0	18
	Joe Iacone	1962	18	0	0	18
8.	Mike Washington	2008	1	15	0	16
	Brent Steinmetz	2006	15	1	0	16
	Mike Washington	2006	0	16	0	16
	Kevin Ingram	1999	0	16	0	16
	Ron Perkins	1982	15	1	0	16

**Field Goals Made**

No.	Player	FGM	FGA	Year
1.	Shawn Leo	15	20	2011
2.	Shawn Leo	13	15	2012
3.	Eric Wentling	12	22	1984
4.	John Marotta	10	16	1988
5.	Shawn Leo	9	10	2010
	Tony Garcia	9	17	1998

**Field Goals Attempted**

No.	Player	FGA	FGM	Year
1.	Eric Wentling	22	12	1984
2.	Shawn Leo	20	15	2011
3.	Tony Garcia	17	9	1998
	Ryan Brandes	17	8	1993
	Gerry Desmond	17	8	1985

**Field Goal Percentage (*min. 10 attempts*)**

No.	Player	FG%	FGM-FGA	Year
1.	Shawn Leo	90.0	9-10	2010
2.	Shawn Leo	86.7	13-15	2012
3.	Shawn Leo	75.0	15-20	2011
4.	Jim Zelenak	72.7	8-11	1979
5.	Eric Wentling	70.0	7-10	1982
6.	John Marotta	62.5	10-16	1988
7.	John Smink	61.5	8-13	1992
	John Smink	61.5	8-13	1991



Brandon Simmons scored 120 points in 2004 to place fifth on the school's all-time single-season chart.

**TEAM RECORDS**

**Most Points Scored**

Game: 85 vs. Cheyney (11-14-58)  
Season: 527 (2004)

**Most Points Scored - Both Teams**

Game: 115 vs. New Haven (10-5-90)

**Most Touchdowns Scored**

Game: 10 vs. Cheyney (11-14-58)  
Season: 74 (1958)

**Highest Touchdowns Per Game Average**

Season: 7.4 (1958) (74 touchdowns in 10 games)

**Most Field Goals Made**

Game: 4, twice  
Season: 15 (2011)

**Most PAT Kicks Made**

Game: 10, vs. Cheyney (11-14-58)  
Season: 52 (1971)

**Highest Points Per Game Average**

Season: 51.4 (1958)

**Highest Scoring Margin**

Season: 44.7 (1958) (scored 514 points while averaging 51.4 ppg., allowed 67 points while averaging 6.7 points allowed over 10 games.)

**Longest Reception**

98 yards (TD), Dick Paciaroni from Jack McAneny vs. Bloomsburg (11-12-54)

**INDIVIDUAL RECORDS**

**Most Points Scored**

Game: 30, Mike Washington vs. Clarion (8-26-05); Rocky Rees vs. Mansfield (11-2-68); Joe Iacone vs. Cheyney (11-9-62); Jim Pribula (1960).  
Season: 132, Brian Penecale (1994); Bill Shockley (1958)  
Career: 360, Mike Washington (2005-08)

**Most Touchdowns Scored**

Game: 5, Mike Washington vs. Clarion (8-26-05); Rocky Rees vs. Mansfield (11-2-68); Joe Iacone vs. Cheyney (11-9-62); Jim Pribula (1960)  
Career: 60, Mike Washington (2005-08)

**Most Touchdowns Responsible For**

Game: 7, Mike Mitros vs. Kutztown (11-13-99); Ed Brown vs. New Haven (10-5-90)  
Season: 45, Dave McDonald (1994)  
Career: 111, Mike Mitros (1996-99)

**Most Field Goals Made**

Game: 4, twice – most recent Shawn Leo at Clarion (11-10-12)  
Season: 15, Shawn Leo (2011)  
Career: 37, Shawn Leo (2010-12)

**Most Field Goals Attempted**

Game: 6, Mike Bean vs. New Haven (9-6-97)  
Season: 22, Eric Wentling (1984)  
Career: 51, John Marotta (1987-90)

**Highest Field Goal Percentage**

Season: 90.0, Shawn Leo (2010) (9 of 10)  
Career: 82.2, Shawn Leo (2010-12) (37 of 45)

**Longest Field Goal Made**

Game: 55, Eric Wentling at Bloomsburg (10-8-83)  
*PSAC RECORD*

**Most PAT Kicks Made**

Game: 10, Bill Shockley vs. Cheyney (11-14-58)  
Season: 52, Barry Stevenson (1971)  
Career: 179, Alex Walsh (2005-08)  
*PSAC RECORD*

**Most PAT Kicks Attempted**

Game: 10, Bill Shockley vs. Cheyney (11-14-58)  
Season: 58, Barry Stevenson (1971)  
Career: 197, Alex Walsh (2005-08)

**Highest PAT Percentage**

Season: 97.9, Shawn Leo (2012) (48 of 49)  
Career: 96.7, Shawn Leo (2010-12) (119 of 123)

**MISCELLANEOUS RECORDS**

**Largest Deficit Overcome**

Game: 19, Clarion (9-22-73)  
Clarion led 19-0 at halftime. WCU scored 34 unanswered points in second half to win 34-19.

**Largest Deficit Overcome in 4th Quarter**

15, American International College (10-19-74)  
AIC led 21-6 entering the fourth quarter. WCU scored 18 unanswered points to pull out a 24-21 win.

**Largest Deficit Overcome By Opponent**

Game: 35, Bloomsburg (10-22-11)  
*NCAA DII RECORD (Tied All Division Record)*  
WCU led 35-0 with 10:29 remaining 2nd qtr. Bloomsburg scored 55 unanswered points to take a 55-42 victory at Farrell Stadium.

**Largest Deficit Overcome By Opponent in 4th Quarter**

20, New Haven (10-5-90)  
WCU led 51-31 entering the 4th qtr. New Haven scored 27 unanswered points to take a 58-51 lead. WCU scored a TD with 4 minutes remaining, but the 2-point conversion failed.

**Most Consecutive Games Without a Tie**

329, (from 10-26-45, to 10-31-80); ended with a 24-24 tie vs. Cheyney, 11-8-80  
*NCAA DII RECORD*

**Most Consecutive Games Without Being Shutout**

100, (from 10-28-00, to 8-27-09); ended with a 35-0 loss at Delaware, 9-4-09


**Extra Point Kicks Made**

No.	Player	XPM	XPA	Year
1.	Barry Stevenson	52	58	1971
2.	Alex Walsh	50	57	2008
3.	Alex Walsh	50	54	2006
4.	Shawn Leo	48	49	2012
5.	Chris Hill	45	49	2009
6.	John Marotta	43	46	1988
7.	Rick Stevenson	42	45	1970
8.	Rick Stevenson	42	54	1969

**Extra Point Kicks Attempted**

No.	Player	XPA	XPM	Year
1.	Barry Stevenson	58	52	1971
2.	Alex Walsh	57	50	2008
3.	Alex Walsh	54	50	2006
4.	Rick Stevenson	54	42	1969
5.	Shawn Leo	49	48	2012
	Chris Hill	49	45	2009
	Bill Shockley	49	40	1958
8.	Barry Stevenson	46	41	1972
9.	John Marotta	46	43	1988





Mike Washington scored a school-record 60 touchdowns and 360 points in his illustrious career.

**Career Records**

**Points Scored**

No.	Player	Years	Pts.
1.	Mike Washington	2005-08	360
2.	Osagie Osunde	2004-07	342
3.	Brian Penecale	1992-95	292
4.	Kevin Ingram	1995-99	278
5.	Joe Iacone	1960-62	258
6.	Alex Walsh	2005-08	251
7.	Ron Perkins	1979-82	246
8.	John Marotta	1987-90	245
9.	Bert Nye	1966-68	244
10.	Shawn Leo	2010-12	230

**Touchdowns Scored**

No.	Player	Year	TDs
1.	Mike Washington	2005-08	60
2.	Osagie Osunde	2003-07	57
3.	Brian Penecale	1993-95	48
4.	Ron Perkins	1979-82	41
5.	Joe Iacone	1960-62	40
6.	Bert Nye	1965-68	38
7.	Brent Steinmetz	2004-06	37
	Kevin Ingram	1996-99	37
9.	Rondell White	2010-12	31
	Mick Eckmeyer	2001-03	31
	Mike Irving	1981-84	31

**Field Goals Made**

No.	Player	FGM	FGA	Year
1.	Shawn Leo	37	45	2010-12
2.	John Marotta	30	49	1987-90
3.	Eric Wentling	26	45	1982-84
4.	Alex Walsh	24	34	2005-08
5.	Dan Wilbourne	19	32	2001-04

**Field Goals Attempted**

No.	Player	FGA	FGM	Year
1.	John Marotta	49	30	1987-90
2.	Shawn Leo	45	37	2010-12
	Eric Wentling	45	26	1982-84
4.	Ryan Brandes	40	17	1993-96
5.	Alex Walsh	34	24	2005-08



Dan DePalma scored 18 touchdowns in his two seasons as a wide receiver. He spent the 2011-12 NFL seasons on the New York Giants practice squad.

**Field Goals Attempted (cont'd)**

No.	Player	FGA	FGM	Year
6.	Dan Wilbourne	32	19	2001-04
	Gerry Desmond	32	16	1985-86

**Field Goal Percentage (min. 20 attempts)**

No.	Player	FG%	FGM-FGA	Year
1.	Shawn Leo	82%	37-45	2010-12
2.	Alex Walsh	71%	24-34	2005-08
3.	John Smink	62%	16-26	1991-92
4.	John Marotta	61%	30-49	1987-90
5.	Dan Wilbourne	59%	19-32	2001-04
6.	Eric Wentling	58%	26-45	1982-84
7.	Gerry Desmond	50%	16-32	1985-86

**Extra Point Kicks Made**

No.	Player	XPM	XPA	Year
1.	Alex Walsh	179	197	2005-08
2.	John Marotta	154	173	1987-90
3.	Shawn Leo	119	123	2010-12
4.	Barry Stevenson	118	133	1972-73
5.	Rick Stevenson	108	127	1968-70
6.	Eric Wentling	86	93	1981-84
7.	Ryan Brandes	71	89	1993-96
	Bill Shockley	71	87	1958-59

**Extra Point Kicks Attempted**

No.	Player	XPA	XPM	Year
1.	Alex Walsh	197	179	2005-08
2.	John Marotta	173	154	1987-90
3.	Barry Stevenson	133	118	1972-73
4.	Rick Stevenson	127	108	1968-70
5.	Shawn Leo	123	119	2010-12
6.	Eric Wentling	93	86	1981-84
7.	Ryan Brandes	89	71	1993-96
8.	Bill Shockley	87	71	1958-59

**Yearly Scoring Leaders**

Year	Player	TD	PAT	FG	Pts
1951	Fred Prender	9	25-29	-	79
1952	Earl Hersh	14	5-9	-	89
1953	Fred Prender	10	12-16	-	72
1954	Jack McDowell	8	2-2	-	50
1955	Ed Morrell	5	-	-	30
1956					
1957	Rob Mosteller	8	19-35	-	67
1958	William Shockley	15	40-49	-	131
1959	William Shockley	8	31-38	1-	82
1960	Jim Pribula	-	1-1	0	79
1961	Jim Pribula	-	28-37	5-	85
1962	Joe Iacone	16	-	-	93
1963	John Gerney	5	-	-	30
1964	John Florence	9	-	-	54
1965	Roger Grove	5	5-12	-	35
1966	Don Wilkinson	8	-	-	48
1967	Bert Nye	19	5-7	-	129
1968	Bert Nye	12	-	-	72
1969	Paul Dunkelberger	11	-	-	66
1970	Rocky Rees	10	-	-	60
1971	Bob Wolfram	9	-	-	54
1972	Phil Hosser	15	-	-	90
1973	Guy van Alstine	7	-	-	44
1974	Guy van Alstine	13	-	-	82
1975	Herb Mills	6	-	-	36
1976	Bill Blystone	12	-	-	72
1977	Joe Senser	4	-	-	26
1978	Kurt Mendhardt	-	10-11	6-7	27
1979	Ron Perkins	7	-	-	42
1980	Tyrone Scott	9	-	-	54
1981	Ron Perkins	14	-	-	84
1982	Ron Perkins	16	-	-	96
1983	Mike Irving	8	-	-	48
1984	Mike Irving	14	-	-	84
1985	Mike Burnetta	10	-	-	62
1986	Mike Burnetta	13	-	-	78
1987	Todd Madison	12	-	-	72
1988	John Marotta	-	43-46	10-16	73
1989	Derrick Price	12	-	-	72
1990	George Reid	10	-	-	60
1991	Scott Eberly	9	-	-	54
1992	Steve Weaver	14	-	-	86
1993	Brian Penecale	12	-	-	72
1994	Brian Penecale	22	-	-	132
1995	Brian Penecale	14	-	-	88
1996	Kevin Ingram	8	-	-	54
1997	Bill Lowe	7	-	-	44
1998	Kevin Ingram	21	-	-	130
1999	Kevin Ingram	16	-	-	100
2000	Chris Shaffer	4	-	-	26
2001	Mike Eckmeyer	6	-	-	36
2002	Mike Eckmeyer	15	-	-	92
2003	Osagie Osunde	14	-	-	84
2004	Brandon Simmons	20	-	-	120
2005	Brent Steinmetz	15	-	-	90
	Mike Washington	15	-	-	90
2006	Brent Steinmetz	16	-	-	96
	Mike Washington	16	-	-	96
2007	Osagie Osunde	13	-	-	78
2008	Mike Washington	16	-	-	96
2009	Chris Hill	-	45-49	6-11	63
2010	D'Andre Webb	11	-	-	66
2011	Shawn Leo	-	35-36	15-20	80
2012	Rondell White	18	-	-	108



**TEAM RECORDS**

Most Punts  
Season: 82 (1995)

Fewest Punts  
Season: 25 (1958)

Highest Yards Per Punt Average  
Season: 41.8 (1998)

**INDIVIDUAL RECORDS**

Most Punts  
Game: 12, Ron Till vs. Millersville, 10-5-79; John Young at Delaware, 10-18-69  
Season: 67 (1978)  
Career: 196, Chart Hollenbach (1985-88)

Highest Yards Per Punt Average  
Season (min 20 punts): 42.2, Alex Walsh (2008)  
Career (min 50 punts): 42.1, Alex Walsh (2005-08)

Longest Punt  
Game: 80, Mike Bean vs. Cal, 11-11-95



Chris Hill graduated last May as the seventh all-time leading punter in West Chester history.



Chart Hollenbach, seen here scoring on a fake punt play, is WCU's all-time leading punter in punts and yardage.

**Season Records – Team**

Punts			
No.	Punts	Yards	Year
1.	82	2,786	1995
2.	80	2,818	1978
3.	76	2,648	1979
4.	73	2,547	2000
5.	70	2,409	1994
6.	68	2,444	1977
7.	66	2,369	1985
8.	66	2,313	1970
9.	65	2,483	1955
10.	63	2,375	1997

Punting Yards			
No.	Yards	Punts	Year
1.	2,818	80	1978
2.	2,786	82	1995
3.	2,648	76	1979
4.	2,547	73	2000
5.	2,483	65	1955
6.	2,444	68	1977
7.	2,409	70	1994
8.	2,375	63	1997
9.	2,369	66	1985
10.	2,313	66	1970

Punting Average				
No.	Avg.	Punts	Yards	Year
1.	41.8	40	1,674	1998
2.	41.1	42	1,727	2010
3.	40.9	42	1,716	2008
4.	40.1	47	1,883	1954
5.	40.0	44	1,760	2007
6.	39.8	38	1,514	2006
7.	39.0	40	1,561	1988

Fewest Punts			
No.	Punts	Yards	Year
1.	25	985	1958
2.	27	922	1952
3.	28	953	1961
4.	30	1,100	1965
5.	31	1,084	1955
6.	33	1,137	1960
7.	34	1,246	2012
	34	1,319	1957

**Season Records – Individual**

Punts				
No.	Player	Punts	Yards	Year
1.	Ron Till	67	2,410	1978
2.	John Young	66	2,313	1970
3.	Don Wolf	66	2,430	1977
4.	Kris Olsen	65	2,310	1994
5.	Chart Hollenbach	63	2,380	1985
6.	Mike Bean	63	2,375	1997
7.	Dan Wilbourne	59	2,045	2002
8.	Ken Dillon	56	1,951	1982
9.	Bill Pryor	56	2,083	1993
10.	Chart Hollenbach	54	2,081	1986

Punting Yards				
No.	Player	Yards	Punts	Year
1.	Don Wolf	2,430	66	1977
2.	Ron Till	2,410	67	1978
3.	Chart Hollenbach	2,380	63	1985
4.	Mike Bean	2,375	63	1997
5.	John Young	2,313	65	1994
6.	Kris Olsen	2,310	66	1970
7.	Bill Pryor	2,083	56	1993
8.	Chart Hollenbach	2,081	54	1986
9.	Dan Wilbourne	2,045	59	2002
10.	Ron Minck	2,003	52	2000

Punting Average				
No.	Player	Avg. Punts	Yds	Year
1.	Alex Walsh	42.2	31 1,605	2008
2.	Joseph Chilbert	42.1	31 1,306	1955
3.	Alex Walsh	42.0	29 1,219	2007
4.	Ron Minck	42.0	39 1,637	1998
5.	Chart Hollenbach	41.6	37 1,540	1988
6.	Joseph Chilbert	41.5	42 1,753	1954
7.	Chris Hill	41.4	41 1,696	2010
8.	Jack Wendland	39.9	11 439	1957
9.	Anthony Belasco	39.8	38 1,514	2006
10.	Jack Wendland	39.8	12 475	1958

**Career Records – Individual**

Punts				
No.	Player	Punts	Yards	Years
1.	Chart Hollenbach	196	7,571	1985-88
2.	Ken Dillon	183	6,643	1979-82
3.	Ron Minck	174	6,634	1998-01
4.	Mike Bean	155	5,759	1995-97
5.	Dan Wilbourne	145	5,270	2002-04
6.	Bill Pryor	140	4,922	1991-93
7.	Chris Hill	124	4,813	2008-11
8.	John Young	116	4,113	1969-70

Punting Yards				
No.	Player	Yards	Punts	Years
1.	Chart Hollenbach	7,571	196	1985-88
2.	Ken Dillon	6,643	183	1979-82
2.	Ron Minck	6,634	174	1998-01
3.	Mike Bean	5,759	155	1995-97
4.	Dan Wilbourne	5,270	145	2002-04
5.	Bill Pryor	4,922	140	1991-93
6.	Chris Hill	4,813	124	2008-11
7.	John Young	4,113	116	1969-70

Punting Average (min. 35 punts)				
No.	Player	Avg. Punts	Yards	Years
1.	Alex Walsh	42.1	67 2,822	2005-08
2.	Joseph Chilbert	41.9	73 3,059	1954-55
3.	Jack Wendland	39.1	37 1,445	1955-58
4.	Chris Hill	38.8	124 4,813	2008-11
5.	Chart Hollenbach	38.5	196 7,571	1985-88
6.	Ron Minck	38.1	174 6,634	1998-01



**Most Kick Returns**

Game: 8, Derrick Price at Jacksonville St., 11-19-88  
 Season: 33, Rich Neal (1994)  
 Career: 93, Derrick Price (1987-90)

**Most Net Yards Gained**

Game: 169, Jamie Albrecht vs. ESU, 10-12-96  
 Season: 635, Derrick Price (1989)  
 Career: 2,173, Derrick Price (1987-90)

**Highest Yards Per Return Average**

Season (min. 20 ret.): 28.5, Guy van Alstine (1974)  
 Career (min 50 ret.): 23.4, Derrick Price (1987-90)

**Longest Kickoff Return**

Game: 95, Monk Culbreath at ESU, 9-30-95

**Most Punt Returns**

Game: 7, John Goldsworthy vs. Glassboro St., 9-20-85  
 Season: 42, Bill Hess (1987)  
 Career: 76, Bill Hess (1985-88)

**Most Net Yards Gained**

Game: 177, Mike Irving vs. Cheyney, 9-23-83  
 Season: 357, Denny Shank (1966)  
 Career: 946, Mike Irving (1981-84)

**Highest Yards Per Return Average**

Season (min. 20 ret): 22.0, Paul Dunkelberger (1969)  
 Career (min 50 ret): 15.2, Brandon Simmons (2002-05)

**Longest Punt Return**

Game: 95, Mike Irving at Delaware St., 9-27-81;  
 Nick Giunta vs. Penn Military College, 10-17-41

**Season Records – Kick Returns**

**Kickoff Returns**

No.	Player	Ret.	Yards	Avg.	Year
1.	Rich Neal	33	595	18.0	1994
2.	Derrick Price	25	587	23.5	1990
	Derrick Price	25	635	25.4	1989
4.	Derrick Price	24	534	22.2	1988
5.	Rondell White	23	441	19.2	2010
	Kevin Garland	23	567	24.7	2007
	A. Wilkerson	23	405	17.6	1998
8.	Montik Goodwin	22	419	19.0	1993
9.	Mike Irving	21	510	24.3	1984

**Kickoff Return Yardage**

No.	Player	Yards	Ret.	Avg.	Year
1.	Derrick Price	635	25	25.4	1989
2.	Rich Neal	595	33	18.0	1994
3.	Derrick Price	587	25	23.5	1990
4.	Kevin Garland	567	23	24.7	2007
5.	Derrick Price	534	24	22.2	1988
6.	Mike Irving	510	21	24.3	1984
7.	Merritt Kersey	466	19	24.5	1973
8.	Osagie Osunde	460	18	25.6	2004

**Kickoff Return Average (min. 10 returns)**

No.	Player	Avg.	Ret.	Yards	Year
1.	Guy van Alstine	28.5	16	456	1974
2.	Guy van Alstine	25.9	16	415	2000
3.	Brandon Monk	25.6	17	436	2012
	Osagie Osunde	25.6	18	460	2004
5.	Derrick Price	25.4	25	635	1989

**Career – Kick Returns**

**Kickoff Returns**

No.	Player	Ret.	Yards	Avg.	Years
1.	Derrick Price	93	2,173	23.4	1987-90
2.	Mike Irving	75	1,526	20.3	1981-84
3.	Montik Goodwin	50			1991-93
4.	Osagie Osunde	49	1,091	22.3	2003-07
5.	Rich Neal	48	896	18.7	1993-94
6.	Tyrone Scott	46	915	19.9	1978-80
7.	Brandon Simmons	43	995	23.1	2002-05

**Kickoff Return Yardage**

No.	Player	Yards	Ret.	Avg.	Years
1.	Derrick Price	2,173	93	23.4	1987-90
2.	Mike Irving	1,526	75	20.3	1981-84
3.	Osagie Osunde	1,091	49	22.3	2003-07
4.	Brandon Simmons	995	43	23.1	2002-05
5.	Kevin Garland	918	42	21.9	2007-09
6.	Tyrone Scott	915	46	19.9	1978-80
7.	Rich Neal	896	48	18.7	1993-94

**Kickoff Return Average (min. 30 returns)**

No.	Player	Avg.	Ret.	Yards	Years
1.	Derrick Price	23.4	93	2,173	1987-90
2.	Brandon Simmons	23.1	43	995	2002-05
3.	Osagie Osunde	22.3	49	1,091	2003-07
4.	Dan DePalma	22.2	36	798	2008-10
5.	Kevin Garland	21.9	42	918	2007-09
6.	Mike Irving	20.3	75	1,526	1981-84
7.	Rondell White	19.9	38	755	2010-12

**Season Records – Punt Returns**

**Punt Returns**

No.	Player	Ret.	Yards	Avg.	Year
1.	Bill Hess	42	234	5.8	1987
2.	Denny Shank	40	357	8.9	1966
3.	John Goldsworthy	37	313	8.5	1985
4.	Kevin Garland	33	268	8.1	2007
5.	Bill Lowe	28	157	5.6	1997
6.	Dan Bedesma	25	151	6.0	1977
	Barry Stout	25	324	12.9	1969
8.	Chris Mooney	24	156	6.5	1994
	Bill Hess	24	126	5.3	1986

**Punt Return Yardage**

No.	Player	Ret.	Yards	Avg.	Year
1.	Denny Shank	40	357	8.9	1966
2.	Barry Stout	25	324	12.9	1969
3.	John Goldsworthy	37	313	8.5	1985
4.	Brandon Simmons	20	303	15.1	2005
5.	Kevin Garland	14	288	20.6	2004
6.	Mike Irving	18	280	15.6	1986
7.	Kevin Garland	33	268	8.1	2007
8.	Dan DePalma	14	256	18.3	2008

**Punt Return Average (min. 10 returns)**

No.	Player	Ret.	Yards	Avg.	Year
1.	Paul Dunkelberger	10	220	22.0	1969
2.	Kevin Garland	14	288	20.6	2009
3.	Dan DePalma	14	256	18.3	2008
4.	Paul Dunkelberger	10	173	17.3	1967
5.	Greg Herr	12	195	16.3	1971
6.	Mike Irving	18	280	15.5	1981
7.	Brandon Simmons	20	303	15.1	2005
8.	Mike Irving	12	180	15.0	1982

**Career – Punt Returns**

**Punt Returns**


No.	Player	Ret.	Yards	Avg.	Years
1.	Mike Irvin	71	946	13.3	1981-84
2.	Bill Hess	66	360	5.5	1986-87
3.	George Reid	64	516	8.6	1988-90
4.	Bill Lowe	59	291	4.9	1997-99
5.	Kevin Ingram	49	307	6.3	1995-99
6.	John Goldsworth	48	313	8.5	1985
7.	Kevin Garland	47	556	11.8	2007-09

**Punt Return Yardage**

No.	Player	Yards	Ret.	Avg.	Years
1.	Mike Irving	946	71	13.3	1981-84
2.	Kevin Garland	556	47	11.8	2007-09
3.	George Reid	516	64	8.6	1988-90
4.	Chad Weaver	382	45	8.5	2002-04
	Merritt Kersey	382	38	10.1	1972-73
6.	Bill Hess	360	66	5.5	1986-87
7.	John Goldsworth	313	48	8.5	1985

**Punt Return Average (min. 20 returns)**

No.	Player	Avg.	Ret.	Yards	Years
1.	Brandon Simmons	15.2	20	303	2002-05
2.	Mike Irving	13.3	71	946	1981-84
3.	Kevin Garland	11.8	47	556	2007-09
4.	Shannon Green	11.0	23	253	1992
5.	Merritt Kersey	10.1	38	382	1972-73
6.	George Reid	8.6	64	516	1988-90
7.	Chad Weaver	8.5	45	382	2002-04
	John Goldsworth	8.5	48	313	1985



Rondell White enters his senior year seventh on the school's all-time kick return average chart. He averages 19.9 yards per kickoff return in his career.





**Scoring Defense**

Most Points Allowed  
 Game: 84 at Delaware 9-23-00  
 Season: 358 (2010)

Most Touchdowns Allowed  
 Game: 12 at Delaware 9-23-00  
 Season: 47 (2010)

Most Shutouts By  
 Season: 7 (1923)

Most Consecutive Shutouts  
 11 (Began with 8-0 victory over Millersville in final game of 1922 season and ended with a 6-0 loss to Dickinson Seminary in Williamsport, Pa. in fourth game of the 1924 season.)

\*\* Game stats since 1978 and Season stats since 1951 \*\*

**Total Defense**

Most Plays Against  
 Game: 101 at Shippensburg, 10-8-11  
 Season: 991 (2004)

Fewest Plays Against  
 Game: 31, at Villanova, 8-28-97  
 Season: 364 (1952) – 7 games

Most Net Yards Allowed  
 Game: 661 at Jacksonville State, 11-19-88  
 Season: 5,122 (1994)

Fewest Net Yards Allowed  
 Game: 52 vs. Lock Haven, 8-27-09  
 Season: 806 (1963)

**Rushing Defense**

Most Attempts Against  
 Game: 78 at Delaware, 11-21-81  
 Season: 603 (2004)

Fewest Attempts Against  
 Game: 12 at Mansfield, 10-26-85  
 Season: 264 (1963)

Most Net Yards Allowed  
 Game: 566 at Jacksonville State, 11-19-88  
 Season: 2,388 (2004)

Fewest Net Yards Allowed  
 Game: -57 vs. Mansfield, 11-6-88  
 Season: 234 (1967)

Most Rushing Touchdowns Allowed  
 Game: 7, twice (at Delaware, 11-13-82; 9-23-00)  
 Season: 24 (1973)

**First Downs**

Most First Downs Allowed  
 Game: 32, three times (at Shippensburg, 10-8-11; at Kutztown, 10-21-06; at Delaware, 9-16-78)  
 Season: 274 (2004) – 15 games

Fewest First Downs Allowed  
 Game: 5, three times (at Glassboro State, 9-15-86; at Cheyney, 11-11-78; vs. Cheyney, 10-19-85)  
 Season: 69 (1964)

Most Rushing First Downs Allowed  
 Game: 24 at Delaware, 11-21-81

Most Passing First Downs Allowed  
 Game: 24 vs. Clarion, 9-10-94

**Passing Defense**

Most Attempts Against  
 Game: 61 at Shippensburg, 10-8-11  
 Season: 430 (1994)

Fewest Attempts Against  
 Game: 4, twice (vs. Cheyney, 10-16-10; at Jacksonville State, 11-19-88)  
 Season: 112 (1952)

Most Completions Allowed  
 Game: 36 at Kutztown, 9-22-12  
 Season: 239 (2012)

Fewest Completions Allowed  
 Game: 2 at Millersville, 10-4-80  
 Season: 29 (1952)

Most Net Yards Allowed  
 Game: 470 vs. Clarion, 9-10-94  
 Season: 3,381 (1994)

Fewest Net Yards Allowed  
 Game: 19 at Cheyney, 9-25-04  
 Season: 359 (1952)

Most Touchdown Passes Allowed  
 Game: 5, twice (at Kutztown, 10-30-10; at Millersville, 10-24-98)  
 Season: 26 (1997)

Most Interceptions By  
 Game: 8 vs. Bloomsburg, 9-26-86  
 Season: 27, twice (1986; 1987)

Most Sacks By  
 Game: 10 vs. East Stroudsburg, 10-1-94  
 Season: 55 (1988)

Most Sacks Allowed  
 Game: 10 at Delaware, 9-9-95  
 Season: 45 (2000)



**Most Tackles**

Game: 25, John Minnino at Bloomsburg, 11-16-85  
 Season: 150, Bill Edgar (1973)  
 Career: 407, Lateef Ferguson (2004-07)

**Most Solo Tackles**

Game: 19, John Minnino at Bloomsburg, 11-16-85  
 Season: 96 Bill Edgar (1973)  
 Career: 240, Lee Woodall (1989-93)

**Most Assisted Tackles**

Game: 13, Ronell Williams vs. Shippensburg, 10-20-12; John Minnino at Kutztown, 10-22-83  
 Season: 87, Bill Edgar (1973)  
 Career: 227, Bill Edgar (1971-73)

**Most Interceptions By**

Game: 3, five times (last by Pat Tryson at Mansfield, 10-31-87)  
 Season: 12, Denny Shank (1967)  
 Career: 21, Denny Shank (1965-67)

**Most Interceptions Returned For A TD**

Game: 1, several times (last by John O'Donnell vs. Cheyney, 10-27-12)  
 Season: 4, Jim Pribula (1959)  
 Career: 5, Jim Pribula (1959-61)

**Longest Interception Return**

98 TD, Jim Pribula at ESU, 10-11-59

**Most Sacks By**

Game: 4, four times (last by Vlad Garbovsky at Edinboro, 9-1-07)  
 Season: 13, Pat Ellis (1988); George Veneziale (1978)  
 Career: 21.5, Doug Jacobs (1980-83)

**Most Fumble Recoveries**

Game: 3, Joe Brooks at Delaware, 9-21-02; Pete Robinson at Delaware, 9-15-79  
 Season: 8, John Minnino (1985)  
 Career: 12, John Minnino (1983-85)

**Most Fumble Recoveries Returned For A TD**

Game: 1, several times (last by John O'Donnell at California (Pa.) 9-29-12)  
 Season: 4, Jim Pribula (1959)  
 Career: 5, Jim Pribula (1959-61)

**Longest Fumble Return**

90 TD, Marcellus Simmons at Buffalo, 9-27-97

**West Chester University Individual Safeties**

(since 1971)  
 1981 - Pete Bumbulsky (2) 1995 - Jay Jairdullo  
 1983 - Bill McConaghy (2) 1998 - Adrian Wilkerson  
 1987 - Dominic Kurtyan 1999 - Matt Jesson  
 1991 - Mike Gifford 2001 - Duane Thomas

**Defensive Two-point Conversions**

Dominic Kurtyan vs. Kutztown, 10-7-88  
 Graham Eggleston at Shippensburg, 9-27-03

**Career Records**

**Total Tackles**

No.	Player	Years	UT	AT	TT
1.	Lateef Ferguson	2004-07	237	170	407
2.	Lee Woodall	1989-93	244	153	397
3.	Bill Edgar	1971-73	145	227	372
4.	John Minnino	1983-85	233	137	370
5.	Doug Jacobs	1980-83	208	140	348
6.	Joe Maida	1981-83	205	112	317
7.	Ben Tonan	1994-97	195	120	315
8.	Mike Dell	2006-09	184	93	277
9.	Paul Nanni	1982-84	158	97	255
10.	Sam Scott	2005-09	150	92	242

**Unassisted Tackles**

No.	Player	Years	UT
1.	Lee Woodall	1989-93	240
2.	Lateef Ferguson	2004-07	237
3.	John Minnino	1983-85	233
4.	Doug Jacobs	1980-83	211
	Justin Foster	1993-95	211
6.	Ben Tonan	1994-97	195
7.	Mike Dell	2006-09	184
8.	Joe Maida	1981-83	181
9.	Matt Cozza	1996-99	158
	Paul Nanni	1982-84	158

**Assisted Tackles**

No.	Player	Years	AT
1.	Bill Edgar	1971-73	227
2.	Lateef Ferguson	2004-07	170
3.	Lee Woodall	1989-93	153
4.	John Minnino	1983-85	137
	Doug Jacobs	1980-83	137
6.	Ronell Williams	2011-12	133
7.	Ben Tonan	1994-97	120
8.	Joe Maida	1981-83	116
9.	Dave Fisher	1971-72	115
10.	Paul Nanni	1982-84	97

**Tackles For A Loss**

No.	Player	Years	TFL
1.	Ben Tonan	1994-97	63.0
2.	Graham Eggleston	2001-04	38.5
3.	Sam Scott	2005-09	37.0
4.	Greg Espenshade	1988-89	35.0
5.	Jason Swint	1993-95	30.0
6.	Brian Kersey	1998-2001	29.0

**Sacks**

No.	Player	Years	Sacks
1.	Doug Jacobs	1980-83	21.5
2.	Jason Swint	1993-95	20.0
3.	Graham Eggleston	2001-04	19.5
4.	Pat Ellis	1986-88	18.5
5.	Mike Testa	1985-88	18.0

**Interceptions**

No.	Player	Years	INT
1.	Denny Shank	1965-67	21
2.	Joe Maida	1981-83	15
3.	Jerome Watts	1986-88	13
4.	Mike Gillen	1983-86	12
	Dan Kline	1975-77	12

**Game Records**

**Total Tackles**

No.	Player	Tackles
1.	John Minnino at Bloomsburg, 11-16-85	25
2.	John Minnino at Kutztown, 10-22-83	23
3.	Jimmy Lewis vs. Millersville, 10-14-06	20
4.	Ronell Williams vs. Shippensburg, 10-20-12	18
	Mike Mignogno vs. Bloomsburg, 10-30-04	18
	Lee Woodall at Delaware, 9-25-93	18
	Lee Woodall at Mansfield, 9-28-91	18
	Paul Nanni vs. Millersville, 10-1-83	18
8.	Ronell Williams vs. ESU, 10-6-12	17
	Ben Tonan at Delaware, 9-21-96	17

**Season Records**

**Total Tackles**

No.	Player	Year	UT	AT	TT
1.	Bill Edgar	1973	63	87	150
2.	Lee Woodall	1993	76	64	140
3.	John Minnino	1984	84	51	135
4.	Dave Fisher	1972	62	68	130
5.	Steve Grundy	1979	96	33	129
6.	Paul Nanni	1983	68	58	126
	Joe Maida	1982	83	43	126
8.	John Minnino	1983	71	54	125
9.	Doug Jacobs	1981	75	48	123
10.	Bill Edgar	1972	45	77	122

**Unassisted Tackles**

No.	Player	Year	UT
1.	Steve Grundy	1979	96
2.	John Minnino	1984	84
3.	Joe Maida	1983	83
4.	Lee Woodall	1991	79
5.	John Minnino	1984	78
6.	Lee Woodall	1993	76
7.	Doug Jacobs	1981	75
8.	Paul Nanni	1984	73
	Jim Bauer	1981	73
10.	John Minnino	1983	71

**Assisted Tackles**

No.	Player	Year	AT
1.	Bill Edgar	1973	87
2.	Ronell Williams	2012	80
3.	Bill Edgar	1972	77
4.	Dave Fisher	1972	68
5.	Lee Woodall	1993	64
	Paul Givler	1973	64
7.	Bill Edgar	1971	63
8.	Paul Nanni	1983	58
	Mike Green	1973	58
10.	John Minnino	1983	54
	Ben Tonan	1996	54

**Tackles For A Loss**

No.	Player	Year	TFL
1.	Pat Ellis	1988	28
2.	Ben Tonan	1996	24
	Greg Espenshade	1988	24
4.	Ben Tonan	1997	22
	John Mohollen	1989	22

**Sacks**

No.	Player	Year	Sacks
1.	Pat Ellis	1988	13
	George Veneziale	1978	13
3.	Greg Espenshade	1988	11
4.	Eric Krohn	1992	10.5
	Mike Carnesale	1987	10.5

**Interceptions**

No.	Player	Year	INT
1.	Denny Shank	1967	12
2.	Joe Maida	1983	7
	Shawn Miles	1983	7
	Dan Bedesein	1978	7
	Jerry McMahon	1969	7





Former Linebacker Lateef Ferguson is the school's all-time leading tackler with 407 career stops. Ferguson led the Golden Rams in tackles from 2005-07.

**Yearly Leaders - Tackles**

Year	Player	UT	AT	TT
1971	Bill Edger	37	63	100
1972	Dave Fisher	62	68	130
1973	Bill Edger	63	87	150
1974				
1975				
1976				
1977				
1978				
1979				
1980	Jim Buskirk	59	42	101
1981	Doug Jacob	75	48	123
1982	Joe Maida	83	43	126
1983	Paul Nanni	68	58	126
1984	John Mininno	84	51	135
1985	John Mininno	78	32	110
1986	Pat Tryson	50	22	72
1987	Pat Tryson	42	37	79
1988	Paul Vanscovich	54	33	87
1989	Paul Vanscovich	44	38	82
1990	John Garabarino	48	34	82
1991	Lee Woodall	79	38	117
1992	Lee Woodall	66	35	101
1993	Lee Woodall	76	64	140
1994	Justin Foster	69	18	87
1995	Ben Tonon	58	24	82
1996	Ben Tonon	34	54	88
1997	Ben Tonon	70	31	101
1998	Matt Coza	62	25	87
1999	LeRoy Miller	32	19	51
2000	Rashieem Reed	43	40	63
2001	Brain Kersey	48	12	60
2002	Brandon Neely	52	25	77
2003	Chris Tagye	35	22	57
2004	Joe Brooks	46	33	79
2005	Lateef Ferguson	64	38	102
2006	Lateef Ferguson	52	62	114
2007	Lateef Ferguson	70	46	116
2008	Mike Dell	63	50	113
2009	Mike Dell	53	19	72
2010	Anthony McCloskey	26	35	61
2011	Ronell Williams	26	53	79
2012	Ronell Williams	39	80	119

**Yearly Leaders - Tackles For A Loss**

Year	Player	TFL
1991	Lou Berman	8.0
1992	Lee Woodall	12.0
1993	Brian Hearn	6.0

1994	John McDowell	7.0
	Robert Nowell	7.0
1995	Ben Tonon	7.0
	Jason Swint	7.0
1996	Ben Tonon	22.0
1997	Ben Tonon	15.5
1998	Rob Colontrelle	12.0
1999	Duane Thomas	12.0
2000	Rashieem Reed	13.0
2001	Brain Kersey	12.0
2002	Graham Eggleston	17.0
2003	Jake Walker	10.0
2004	Graham Eggleston	12.0
2005	Jimmy Lewis	14.5
2006	Dave Montgomery	12.0
2007	Sam Scott	14.0
2008	Mike Walter	12.5
2009	Sam Scott	17.0
2010	Travis Ford-Bey	8.5
2011	Lew Esposito	8.0
2012	Andrew Cohen	7.5

**Yearly Leaders - Sacks**

Year	Player	Sacks
1971	Doug Olsen	10.0
1972	Doug Olsen	6.0
1973	Jack Sweeney	5.0
1974		
1975		
1976		
1977		
1978		
1979		
1980	Jim Bleming	7.0
1981	Doug Jacob	6.5
1982	4 tied	3.0
1983	Doug Jacob	9.0
1984	Joe Ellis	6.0
1985	Doug Kelly	9.5
1986	Pat Tryson	7.0
1987	Mike Carnesale	
1988	Pat Ellis	
1989	Rick Marinari	5.0
1990	John Mohollen	5.5
1991	Chris Phillips	7.5
1992	Eric Krohn	10.5
1993	Brian Hearn	4.0
1994	Jason Swint	7.0
1995	Jason Swint	10.0
1996	Tom Burnley	5.0

1997	Ben Tonon	6.5
1998	Rob Colontrelle	6.0
1999	Rashieem Reed	5.5
2000	Rashieem Reed	3.0
	Matt Eggleston	3.0
2001	Brain Kersey	4.5
2002	Graham Eggleston	7.5
2003	Tim Garman	6.0
2004	G. Eggleston	6.5
2005	Jimmy Lewis	8.0
2006	Dave Montgomery	6.5
2007	Vlad Garbovsky	8.5
2008	Mike Walter	7.5
2009	Sam Scott	7.5
2010	Travis Ford- Bey	4.0
2011	Eric Edwers	2.5
2012	Andrew Cohen	4.5

**Yearly Leaders - Interceptions**

Year	Player	Interceptions
1971	Tom Lopata	3
	Bruce Udovich	3
1972	5 tied	2
1973	3 tied	2
1974	Kevin McAneny	3
1975	Dave Kline	5
1976	Chuck Myers	5
1977	Mike Skalamera	5
	Dave Kline	5
1978	Dan Bedesem	7
1979	John Buechele	4
	Steve Grundy	4
1980	4 tied	3
1981	Don Cooke	6
1982	Joe Maida	6
1983	Joe Maida	7
	Shawn Niles	7
1984	Everard Lewis	4
	Bob Grundy	4
1985	Matt Gillen	5
1986	3 tied	4
1987	Jerome Watts	6
1988	Jerome Watts	6
1989	Todd Fine	4
1990	5 tied	2
1991	Lee Woodall	4
1992	Ed Luckey	5
1993	Montik Goodwin	5
1994	Justin Foster	4
	Montik Goodwin	4
1995	Brian Nichter	4
1996	Matt Coza	2
1997	Matt Coza	3
1998	Matt Coza	3
1999	LeRoy Miller	2
	Matt Coza	2
2000	J. McCullough	3
2001	S. Blackwell	3
	D. Reifinger	3
2002	3 tied	2
2003	Jim McCullough	4
	Chad Weaver	4
2004	Isaiah Harrison	5
2005	Angel Santana	3
2006	Anthony Belasco	3
2007	Mike Mignogno	6
2008	Dan DePalma	4
2009	Kevin Garland	3
2010	John O'Donnell	2
2011	John O'Donnell	3
2012	John O'Donnell	3
	Ronell Williams	3



**The Last Time A West Chester Team . . .**

Shutout an opponent..... 59-0 vs. Cheyney, 10-22-09  
 .....(35 games)  
 Was shutout by an opponent..... 0-24 vs. Kutztown, 10-29-11  
 .....(13 games)  
 Scored 50 points ..... 59-14 vs. Cheyney, 10-27-12  
 Scored 60 points ..... 63-10 a Millersville, 9-19-09  
 Scored 70 points ..... 70-0 vs. Cheyney, 9-25-04  
 Scored 80 points ..... 85-0 vs. Cheyney, 11-14-58  
 Allowed 50 points ..... 42-55 vs. Bloomsburg, 10-22-11  
 Allowed 60 points ..... 0-84 at Delaware, 9-23-00  
 Allowed 70 points ..... 0-84 at Delaware, 9-23-00  
 Allowed 80 points ..... 0-84 at Delaware, 9-23-00  
 Scored 50 points but lost the game ..... 55-58 at Delaware, 9-24-94  
 Most points, but lost the game ..... 57-58 vs. New Haven, 10-5-90  
 Most points allowed, but won the game...49-47 at Kutztown, 10-21-06  
 Most Points scored in Bill Zwaan era..... 70 vs. Cheyney, 9-25-04  
 Most Points allowed in Bill Zwaan era ....55 vs. Bloomsburg, 10-22-11  
 Defeated a ranked opponent ..... 37-34 at Cal (#6), 9-29-12  
 Went into overtime..... vs. Shippensburg, 10-7-10  
 Won in overtime ..... 44-43 vs. Shippensburg, 10-7-10  
 Played multiple overtimes ..... vs. Shippensburg, 10-7-10 (2OT)  
 Won in multiple overtimes .....44-43 vs. Shippensburg, 10-7-10 (2OT)  
 Recorded 300 yards rushing .....302 vs. Millersville, 11-6-10  
 Allowed 300 yards rushing .....322 vs. Kutztown, 10-29-11  
 Recorded 400 yards rushing ..... 453 vs. Millersville, 9-20-08\*  
 .....(school record)  
 Allowed 400 yards rushing .....443 at Delaware, 9-23-00  
 Allowed 500 yards rushing ..... 566 at Jacksonville State, 11-19-88\*  
 .....(school record)

Recorded 350 yards passing .....382 vs. Millersville, 9-15-12  
 Allowed 350 yards passing .....366 at East Stroudsburg, 10-6-12  
 Recorded 400 yards passing ..... 444 vs. Shippensburg, 10-7-10  
 Allowed 400 yards passing ..... 451 at Kutztown, 10-30-10  
 Recorded 500 total yards of offense ..... 500 at Cal, 9-29-12  
 Allowed 500 total yards of offense.....508 at East Stroudsburg, 10-6-12  
 Recorded 600 total yards of offense .....655 vs. Millersville, 9-15-12  
 Allowed 600 total yards of offense ..... 640 at Cal, 11-8-08  
 Had two 100-yard rushers, same game..... vs. Glenville St., 9-11-04  
 ..... Brent Steinmetz (127), Osagie Osunde (101)  
 Had three 100-yard rushers, same game ..... vs. Glenville St., 9-13-03  
 ..... Mike Eckmeyer (174), Osagie Osunde (124), Josh Fidler (101)  
 Had two players catch for 100 yards, same game...vs. Bloomsburg, 10-31-09  
 ..... Dan DePalma (117), Ryan Paulson (104)  
 Forced 5 turnovers .....vs. Gannon, 9-8-12  
 Forced 6 turnovers ..... at Millersville, 10-8-05  
 Forced 8 turnovers .....at New Haven, 9-6-03  
 Committed 5 turnovers.....at East Stroudsburg, 10-6-12  
 Committed 6 turnovers .....vs. Indiana (Pa.), 11-17-07  
 .....(NCAA Playoffs)  
 Committed 7 turnovers.....  
 Was penalized 100 yards ..... 117 vs. Shippensburg, 10-20-12  
 Did not commit a penalty .....



Former TE Ryan Paulson (pictured) and WR Dan DePalma each caught for 100 yards against Bloomsburg in 2009.



Former RB D'Andre Webb rushed for a school-record 306 yards as WCU set a team rushing record with 453 yards on the ground against Millersville in 2008.



## The Last Time A West Chester Player . . .

<b>Had 30 rushing attempts</b> ..... Rondell White (38) at Clarion, 11-10-12	<b>Made a 45-yard field goal</b> ..... Shawn Leo (45) at Clarion, 11-10-12
<b>Had 40 rushing attempts</b> ..... Jim Lindsay (40) vs. Kutztown, 11-4-95	<b>Made a 50-yard field goal</b> .....
<b>Had 200 yards rushing</b> ..... Rondell White (227) at Clarion, 11-10-12	<b>Made a 55-yard field goal</b> .... <i>Eric Wentling (55) at Bloomsburg, 10-8-83*</i> ..... (school record; PSAC record)
<b>Had 300 yards rushing</b> ... <i>D'Andre Webb (306) vs. Millersville, 9-20-08*</i> ..... (school record)	<b>Made 3 field goals</b> ..... Shawn Leo at Bloomsburg, 11-3-12
<b>Had a 60-yard run</b> ..... Rondell White (64) vs. Shippensburg, 10-20-12	<b>Made 4 field goals</b> ..... <i>Shawn Leo at Clarion, 11-10-12*</i> ..... (school record)
<b>Had a 70-yard run</b> ..... D'Andre Webb (77) at Bloomsburg, 10-23-10	<b>Rushed for a two-point conversion</b> .. Tyler Downes at Clarion, 9-16-06
<b>Had 3 rushing touchdowns</b> ..... Rondell White vs. Kutztown, 9-22-12	<b>Passed for a two-point conversion</b> . Bill Zwaan to Eric Ruffenach, 2006
<b>Had 4 rushing touchdowns</b> ..... D'Andre Webb vs. Millersville, 9-20-08	<b>Scored a defensive two-point conversion</b> .....Graham Eggleston ..... at Shippensburg, 9-27-03
<b>Had 5 rushing touchdowns</b> ..... <i>Rocky Rees at Mansfield, 11-2-68*</i> ..... (school record)	<b>Made 7 PATs</b> ..... Shawn Leo vs. Cheyney, 10-27-12
<b>Completed a 70-yard pass</b> ..... Mike Mattei to Tom Shrader (77) ..... vs. Shippensburg, 10-20-12	<b>Made 8 PATs</b> ..... Shawn Leo vs. Millersville, 9-15-12
<b>Completed an 80+ yard pass</b> ..... Mike Mattei to Rondell White (89) ..... vs. LIU-Post, 10-13-12	<b>Made 10 PATs</b> .....Bill Shockley vs. Cheyney, 11-14-58
<b>Had 4 passing touchdowns</b> ..... Mike Mattei vs. LIU-Post, 10-13-12	<b>Punted 10+ times</b> .....
<b>Had 6 passing touchdowns</b> .....Mike Mattei vs. Millersville, 9-15-12	<b>Had a 70-yard punt</b> ..... Alex Walsh vs. Lock Haven, 9-6-08
<b>Had 25 completions</b> ..... Sean McCartney (27) vs. Shippensburg, 10-7-10	<b>Had a 75-yard punt</b> .....
<b>Had 30 completions</b> .....Mike Mattei (30) vs. C.W. Post, 10-2-10	<b>Had an 80-yard punt</b> ..... Mike Bean vs Cal, 11-11-95
<b>Had 35 completions</b> ..... <i>Mike Mitros (38) at ESU, 10-3-98*</i> ..... (school record)	<b>Returned a kickoff for a TD</b> ..... Don DeFilipo at Cheyney, 11-6-99
<b>Had 300 yards passing</b> ..... Mike Mattei (318) vs. Kutztown, 9-22-12	<b>Returned a punt for a TD</b> ..... Jackson Fagan vs. Slippery Rock, 9-17-11
<b>Had 400 yards passing</b> ... Sean McCartney (444) vs. Shippensburg, 10-7-10	<b>Returned a fumble for a TD</b> .....John O'Donnell vs. Cheyney, 10-27-12
<b>Had 450 yards passing</b> ..... <i>Mike Mitros (489) at Clarion, 10-31-98*</i> ..... (school record)	<b>Returned an INT for a TD</b> ..... John O'Donnell vs. Gannon, 9-8-12
<b>Had 10 receptions</b> ..... Jim Kelly (10) at Clarion, 11-10-12	<b>Recorded 2 INTs in a game</b> ..... John O'Donnell at Cal, 9-29-12
<b>Had 15+ receptions</b> .....Kevin Ingram (15) vs. ESU, 10-2-99	<b>Recorded 3 INTs in a game</b> ..... <i>Pat Tryson at Mansfield, 10-31-87*</i> ..... (tied school record)
<b>Had 100 yards receiving</b> ... Jim Kelly (113) vs. Shippensburg, 10-20-12	<b>Recorded a safety</b> ..... Duane Thomas, 2001
<b>Had 200 yards receiving</b> ... Mike Washington (242) vs. Clarion, 8-26-05	<b>Recorded 3.5 sacks in a game</b> ... Travis Ford-Bey vs. Millersville, 11-6-10
<b>Had 400 yards receiving</b> ..... <i>Kevin Ingram (401) vs. Clarion, 10-31-98*</i> ..... (school record)	<b>Recorded 4 sacks in a game</b> ..... <i>Vlad Garbovsky at Edinboro, 9-1-07*</i> ..... (tied school record)
<b>Had 3 receiving touchdowns</b> ..... Rondell White vs. LIU-Post, 10-13-12	<b>Blocked a punt</b> ..... Camille Max vs. LIU-Post, 10-13-12
<b>Had 5 receiving touchdowns</b> .... <i>Mike Washington vs. Clarion, 8-26-05*</i> ..... (school record)	<b>Blocked a PAT</b> ..... Nick Garcia vs. Slippery Rock, 9-17-11
<b>Had 350 total yards</b> ..... Mike Mattei (389) vs. Millersville, 9-15-12	<b>Blocked a field goal attempt</b> ..... Bob Sabol vs. Shippensburg, 10-20-12
<b>Had 450 total yards</b> ..... Mike Mitros (450) vs. Clarion, 10-30-99	<b>Recorded 15 tackles in a game</b> .Ronell Williams (18) vs. Shippensburg, 10-20-12
<b>Had 500 total yards</b> ..... Mike Mitros (505) at Clarion, 10-31-98	<b>Recorded 20 tackles in a game</b> .. Jimmy Lewis (20) vs. Millersville, 10-14-06
<b>Had 250 all-purpose yards</b> .... Rondell White (254) at Clarion, 11-10-12	<b>Recorded 25 tackles in a game</b> ... <i>John Minnino (25) at Bloomsburg, 11-16-85*</i> ..... (school record)
<b>Had 300 all-purpose yards</b> .... Rondell White (305) at Bloomsburg, 11-3-12	
<b>Had 350 all-purpose yards</b> .. Mike Irving (368) vs. Bloomsburg, 11-3-84	
<b>Had 400 all-purpose yards</b> . <i>Kevin Ingram (401) vs. Clarion, 10-31-98*</i> ..... (school record)	



The following record book was created from West Chester University's 14 NCAA II Tournament Games.

**Individual Rushing Records**

**Most Yards Gained**

Game 178 Jackson Fagan vs. SCSU... 2008  
 Career 523 Brent Steinmetz (2004-06)

**Most Carries**

Game 41 Derrick Price vs. Portland St...1989  
 Career 102 Osagie Osunde (2004-07)

**Highest Average per Carry**

Career 5.2 Brent Steinmetz (2004-06)

**Touchdowns**

Game 3 Jackson Fagan vs. SCSU  
 3 Brent Steinmetz vs. CW Post  
 3 Osagie Osunde vs. ESU  
 Career 9 Osagie Osunde (2004-07)

**Most Rushing Yards Gained**

Game  
 1. 178 Jackson Fagan vs. SCSU (2008)  
 2. 149 Brent Steinmetz vs. Bloomsburg (2006)  
 149 Osagie Osunde vs. ESU (2004)  
 4. 142 Brent Steinmetz vs. Bryant (2006)  
 5. 121 Osagie Osunde vs. IUP (2007)  
 121 Brent Steinmetz vs. CW Post (2005)

**Career**

1. 523 Brent Steinmetz (2004-06)  
 2. 507 Osagie Osunde (2004-07)  
 3. 252 Derrick Price (1988-89)

**Most Rushing Touchdowns**

Game  
 1. 3 Jackson Fagan vs. SCSU (2008)  
 3 Osagie Osunde vs. ESU (2007)  
 3 Brent Steinmetz vs. CW Post (2006)  
 4. 2 Osagie Osunde vs. IUP (2007)  
 2 Osagie Osunde vs. Shippensburg (2004)  
 2 Osagie Osunde vs. CW Post (2004)  
 2 Brent Steinmetz vs. Bryant (2006)

**Career**

1. 9 Osagie Osunde (2004-07)  
 2. 6 Brent Steinmetz (2004-06)  
 3. 4 Jackson Fagan (2008)

**Individual Passing Records**

**Most Passing Yards**

Game 358 Bob Findora vs. ESU ..... 2004  
 Career 1,165 Bob Findora ..... 2004

**Most Attempts**

Game 46 Dave MacDonald vs. Ferris St. ...1994  
 Career 84 Bill Zwaan.....2005-07

**Most Completions**

Game 21 Dave MacDonald vs. Ferris St....1994  
 Career 44 Bill Zwaan.....2005-07

**Highest Completion Percentage (min 50 att.)**

Career 59.0 Joe Wright..... (2008)

**Most Touchdowns**

Game 5 Dave MacDonald vs. Ferris St...1994  
 Career 10 Bob Findora ..... 2004

**Most Interceptions**

Game 3 3 players tied  
 (MacDonald, Findora, Zwaan)  
 Career 5 3 players tied  
 (MacDonald, Findora, Zwaan)

**Fewest Interceptions**

Game 0 Bill Zwaan vs. Bryant (12 att.)  
 0 Bob Findora vs. ESU (27 att.)  
 0 Bob Findora vs. CW Post (16 att.)  
 Career 3 Ed Brown (2 games, 64 att.)

**Most Passing Yards**

Game  
 1. 358 Bob Findora vs. ESU ..... 2004  
 2. 324 Bob Findora vs. Shippensburg.. 2004  
 3. 321 Dave MacDonald vs. New Haven...1992  
 4. 305 Dave MacDonald vs. Ferris St. ...1994  
 5. 262 Joe Wright vs. Bloomsburg..... 2008

**Career**

1. 1,165 Bob Findora ..... 2004  
 2. 742 Bill Zwaan.....2005-07  
 3. 626 Dave MacDonald .....1992-94

**Most Pass Attempts**

Career  
 1. 84 Bill Zwaan.....2005-07  
 2. 77 Bob Findora ..... 2004  
 3. 64 Joe Wright..... 2008

**Most Pass Completions**

Career  
 1. 44 Bill Zwaan.....2005-07  
 2. 43 Bob Findora ..... 2004  
 3. 40 Dave MacDonald .....1992-94

**Most Passing Touchdowns**

Game  
 1. 5 Dave MacDonald vs. Ferris St. ... 1994  
 2. 4 Bob Findora vs. ESU..... 2004  
 4 Ed Brown vs. Portland St. .... 1989

**Career**

1. 10 Bob Findora..... 2004  
 2. 7 Dave MacDonald.....1992-94  
 3. 5 Bill Zwaan .....2005-07  
 5 Ed Brown.....1988-89

**Individual Receiving Records**

**Most Receiving Yards**

Game 180 Brandon Simmons vs. ESU ..2004  
 Career 610 Brandon Simmons.....2002-05

**Most Receptions**

Game 8 Brian Penecale vs. Ferris St. ...1994  
 Scott Asman vs. Portland St. ...1989  
 Career 26 Mike Washington .....2005-08

**Highest Average Receiving Yards Per Catch**

Career 26.5 Brandon Simmons.....2002-05

**Highest Avg Rec Yards Per Game (min. 2 gms)**

Career 122.0 Brandon Simmons.....2002-05

**Touchdowns**

Game 4 Brandon Simmons vs. ESU.....2004  
 Brian Penecale vs. Ferris St.....1994  
 Scott Asman vs. Portland St....1989  
 Career 9 Brandon Simmons.....2004-06

**100-yard Receiving Games**

Career 4 Brandon Simmons.....2002-05

**Most Receiving Yards**

Game  
 1. 180 Brandon Simmons vs. ESU..... 2004  
 2. 146 Brian Penecale vs. Ferris St. .... 1994  
 3. 131 Brandon Simmons vs. CW Post ....2004  
 4. 124 Brandon Simmons vs. Shippensburg...2004  
 5. 120 Steve Weaver vs. New Haven ... 1992

**Career**

1. 610 Brandon Simmons.....2002-05  
 2. 476 Mike Washington .....2005-08  
 3. 285 Cory DeForrest..... 2004

**Most Receptions**

Game  
 1. 8 Brian Penecale vs. Ferris St. .... 1994  
 8 Scott Asman vs. Portland St. .... 1989  
 3. 7 Jackson Fagan vs. Bloomsburg ..2008  
 7 Brandon Simmons vs. ESU..... 2004  
 5. 6 Mike Washington vs. Bloomsburg ..2006

**Career**

1. 26 Mike Washington .....2005-08  
 2. 23 Brandon Simmons.....2002-05  
 3. 14 Cory DeForrest..... 2004

**Most Touchdown Receptions**

Game  
 1. 4 Brandon Simmons vs. ESU..... 2004  
 4 Brian Penecale vs. Ferris St. .... 1994  
 4 Scott Asman vs. Portland St. .... 1989

**Career**

1. 9 Brandon Simmons.....2002-05  
 2. 6 Mike Washington .....2005-08  
 3. 4 Brian Penecale ..... 1992-94  
 3. 4 Scott Asman ..... 1988-89

**Two players, 100 receiving yards in a game**

Brandon Simmons (180) and Corey DeForrest (112) – vs. ESU (2004)

**Consecutive Playoff Games – 100 yds rec.**

Brandon Simmons (4), 2004

**Consecutive Playoff Games with TD rec.**

Mike Washington (6), 2006-08

**Individual Punting**

**Most Punts**

Game 6 Anthony Belasco vs. CW Post.. 2005  
 6 Bill Pryor vs. New Haven .. 1992  
 Career 12 Anthony Belasco .....2005-06  
 12 Dan Wilbourne ..... 2004



**Most Punting Yards**

Game 272 Anthony Belasco vs. CW Post..2005  
 Career 505 Anthony Belasco.....2005-06

**Most Punts Inside the 20**

Game 3 Francisco Uribe vs. IUP....2007  
 3 Anthony Belasco vs. CW Post..2005  
 Career 4 Anthony Belasco.....2005-06

**Highest Average Per Punt (min 3 punts)**

Career  
 1. 42.1 Anthony Belasco.....2005-06  
 2. 37.2 Francisco Uribe.....2007  
 3. 37.0 Alex Walsh.....2008  
 4. 36.4 Dan Wilbourne.....2004

**Longest Punts**

1. 60 Alex Walsh vs. SCSU ..... 2008  
 2. 56 Anthony Belasco vs. CW Post.... 2005  
 3. 54 Dan Wilbourne vs. Valdosta St... 2004  
 54 Olsen vs. Ferris St..... 1994

**Individual Kickoff Returns**

**Most Yards Gained**

Game 118 D'Andre Webb vs. IUP ..... 2007  
 Career 357 Osagie Osunde .....2003-07

**Most Kick Returns**

Game 6 D'Andre Webb vs. IUP ..... 2007  
 Career 14 Osagie Osunde .....2003-07

**Longest Kickoff Return**

67 Osagie Osunde vs. CW Post...2004

**Highest Average Per Return (min. 2 att.)**

Career  
 1. 25.5 Osagie Osunde .....2003-07  
 2. 25.3 Derrick Price .....1988-1989  
 3. 21.3 Brandon Simmons.....2002-05

**Individual Punt Returns**

**Most Yards Gained**

Game 28 Kevin Garland vs. Bloomsburg...2008  
 Career 31 Brent Steinmetz.....2003-06  
 31 Chris Mooney..... 1994

**Most Punt Returns**

Game 5 Kevin Garland vs. Bloomsburg...2008  
 5 Kevin Garland.....2008

**Highest Average Per Return (min 3 returns)**

Career  
 1. 10.3 Brent Steinmetz.....2003-06  
 1. 10.3 Chris Mooney..... 1994  
 2. 5.6 Kevin Garland.....2007

**Individual Scoring**

**Most PATs Made**

Game 7 Alex Walsh vs. SCSU ..... 2008  
 Career 23 Alex Walsh.....2005-08

**Most PATs Attempted**

Game 7 Alex Walsh vs. SCSU ..... 2008  
 Career 24 Alex Walsh.....2005-08

**Highest Percentage of PATs Made (min 2 gms)**

Game 100.0 (7 of 7)  
 Alex Walsh vs. SCSU ..... 2008  
 Career 95.8 (23 of 24)  
 Alex Walsh.....2005-08

**Longest Field Goal Made**

41 John Marott vs. Portland St...1989

**Most Points Scored**

Game  
 1. 24 Brandon Simmons vs. ESU.....2004  
 24 Brian Penecale vs. Ferris St..... 1994  
 24 Scott Asman vs. Portland St..... 1989

**Career**

1. 63 Brandon Simmons.....2002-2005  
 2. 63 Osagie Osunde .....2003-2007  
 3. 54 Brent Steinmetz.....2003-2006  
 3. 54 Mike Washington .....2005-2008

**Total Offense Record Book**

**All-Purpose Yards**

**Most Plays**

Game 46 Derrick Price vs. Portland St...1989  
 Career

**Most Yards**

Game 269 Derrick Price vs. Portland St...1989  
 Career 927 Osagie Osunde .....2003-07

**All-Purpose Yards**

Game  
 1. 269 Derrick Price vs. Portland State... 1989  
 2. 261 Osagie Osunde vs. ESU ..... 2004  
 3. 247 Brandon Simmons vs. ESU..... 2004  
 4. 230 Osagie Osunde vs. Valdosta St...2004  
 5. 192 Osagie Osunde vs. Shippensburg..2004  
 6. 188 Jackson Fagan vs. SCSU.....2008  
 7. 166 Osagie Osunde vs. CW Post .....2004  
 8. 156 Brent Steinmetz vs. Bloomsburg...2006  
 9. 154 Brent Steinmetz vs. Bryant ..... 2006  
 10. 145 Brent Steinmetz vs. C.W. Post.. 2005

**Career**

1. 927 Osagie Osunde .....2004-07  
 2. 745 Brandon Simmons.....2002-05  
 3. 628 Brent Steinmetz.....2004-07  
 4. 461 Mike Washington .....2005-08  
 5. 320 Jackson Fagan ..... 2008

**Most All-Purpose Yards Per Game (min. 3 gms)**

Career  
 1. 185.4 Osagie Osunde .....2003-07  
 2. 149.0 Brandon Simmons.....2002-05  
 3. 89.7 Brent Steinmetz.....2004-07  
 4. 76.8 Mike Washington .....2005-08

**Total Offense**

**Most Plays**

Game 52 Dave MacDonald vs. Ferris St...1994  
 Career 121 Bob Findora ..... 2004

**Most Yards Total Offense**

Game 375 Bob Findora vs. ESU .....2004  
 Career 1,195 Bob Findora ..... 2004

**Most Yards Total Offense**

Game  
 1. 375 Bob Findora vs. ESU ..... 2004  
 2. 331 Bob Findora vs. Shippensburg..2004  
 3. 317 Dave MacDonald vs. Ferris St.... 1994  
 4. 311 Dave MacDonald vs. New Haven...1992  
 5. 283 Joe Wright vs. Bloomsburg..... 2008

**Career**

1. 1,195 Bob Findora ..... 2004  
 2. 727 Bill Zwaan.....2004-07  
 3. 628 Dave MacDonald ..... 1992-94  
 4. 540 Joe Wright ..... 2008  
 5. 509 Brent Steinmetz.....2004-06

**Defensive Record Book**

**Most Total Tackles**

Game 19 Lee Woodall vs. New Haven..1992  
 Career 72 Lateef Ferguson.....2004-07

**Most Solo Tackles**

Game 14 Lee Woodall vs. New Haven..1992  
 Career 43 Lateef Ferguson.....2004-07

**Most Assisted Tackles**

Game 9 Lateef Ferguson vs. Bryant ...2006  
 Career 29 Lateef Ferguson.....2004-07

**Most Total Tackles**

Game  
 1. 19 (14-5) Lee Woodall vs. New Haven...1992  
 2. 14 (11-3) Lateef Ferguson vs. CW Post..2005  
 14 (10-4) Mike Mignogno vs. CW Post...2005  
 4. 13 (4-9) Lateef Ferguson vs. Bryant ..2006  
 13 (7-6) Joe Brooks vs. Valdosta St. ...2004

**Career**

1. 72 Lateef Ferguson.....2004-07  
 2. 36 Mike Mignogno .....2005-06  
 3. 35 Mike Dell .....2006-08  
 4. 31 Joe Brooks..... 2004

**Most Solo Tackles**

Game  
 1. 14 Lee Woodall vs. New Haven..... 1992  
 2. 11 Lateef Ferguson vs. CW Post.... 2005  
 3. 10 Mike Mignogno vs. CW Post.... 2005  
 4. 9 Lateef Ferguson vs. IUP..... 2007  
 9 Anthony Gallup vs. CW Post.....2005

**Career**

1. 43 Lateef Ferguson.....2004-07  
 2. 21 Mike Mignogno .....2005-07  
 3. 16 Joe Brooks..... 2004  
 4. 13 Mike Dell ..... 2008



**Most Assisted Tackles**

Game

1.	9	Lateef Ferguson vs. Bryant.....	2006
2.	6	4 players tied	

Career

1.	29	Lateef Ferguson.....	2004-07
2.	15	Joe Brooks.....	2004
2.	15	Mike Mignogno.....	2005-07
3.	12	Jared Souders.....	2004

**Most Tackles for Loss**

Game

4	Mike Dell vs. Bloomsburg..	2008
4	Lateef Ferguson vs. CW Post...	2008

Career 6.5 Lateef Ferguson.....2004-07

Game

1.	4	Mike Dell vs. Bloomsburg.....	2008
1.	4	Lateef Ferguson vs. C.W Post...	2005
2.	2	Eric Maynard vs. Shippensburg...	2004
3.	1.5	Greg Eggleston vs. Shippensburg..	2004
3.	1.5	Greg Eggleston vs. Valdosta St. .	2004
3.	1.5	Jared Souders vs. Valdosta St....	2004

Career

1.	6.5	Lateef Ferguson.....	2004-2007
2.	6	Mike Dell.....	2008
3.	3.5	Greg Eggleston.....	2004
4.	3	Mike Walter.....	2005-08

**Most Sacks**

Game 16 players have recorded one sack

Career

2	Mike Dell.....	2006-08
2	Joe Cefalo.....	2004-07
2	Greg Eggleston.....	2004
2	Matt Schultz.....	1994

**Team Record Book**

**Single-Game Offense**

**Rushing**

Most Attempts 53 vs. Portland St. 1989  
 Fewest Attempts 25 vs. Valdosta St. 2004

Most Yards 218 vs. Bryant 2006  
 Fewest Yards 67 vs. Valdosta St. 2004  
 Yards Per Att. 5.7 (38-218) vs. Bryant 2006

Rushing TDs 4 vs. SCSU 2008

**Passing**

Most Attempts 46 vs. Ferris State 1994  
 Fewest Attempts 13 vs. Bryant 2006  
 Most Completions 21 vs. Portland St. 1989  
 21 vs. Ferris St. 1994  
 Few Completions 8 vs. Bryant 2006

Consecutive Pass Completions  
 8 vs. New Haven 1992

Completions Percentage (min. 25 att.)  
 72.0 vs. SCSU 2008 (18 of 25)

Most Interceptions 3 vs. New Haven 1992  
 3 vs. Valdosta St. 2004  
 3 vs. IUP 2007  
 Few Interceptions 0 vs. CW Post 2004  
 0 vs. ESU 2004  
 0 vs. Bryant 2006

**Consecutive Pass Attempts without an INT**  
 37 (overall).....2004  
 27 (one game) vs. ESU.....2004

**Most Passing Yards** 358 vs. ESU.....2004  
**Fewest Passing Yards** 134 vs. CW Post...2004  
**Most Passing TDs** 5 vs. Portland St...1989  
 5 vs. Ferris St.....1994

**Most Total Att.** 92 vs. Portland St.....1989  
**Fewest Attempts** 50 vs. Valdosta St...2004

**Most Yards** 545 vs. ESU.....2004  
**Fewest Yards** 256 vs. CW Post.....2005

**Yards Per Attempt** 7.9 vs. Bryant.....2006

**Scoring**

**Most Points scored** 52 vs. SCSU.....2008  
 50 vs. Portland St...1989  
**Fewest pts scored** 20 vs. Bloomsburg. 2006  
 20 vs. C.W. Post.....2005

**Points allowed** 63 vs. Jacksonville St...1988  
 56 vs. Portland St...1989

**Fewest pts allowed** 3 vs. C.W. Post.....2004  
**Touchdowns** 7 vs. SCSU.....2008  
 7 vs. ESU.....2004

**Extra Points** 7 vs. SCSU.....2008  
**2-pt Conversions** 0 for 5 all-time  
**Field Goals** 3 vs. Portland St....1989

**Interceptions**

**Most INTs** 3 vs. SCSU.....2008  
**Most Yards** 65 vs. SCSU.....2008  
**INTs ret. for TD** 1 vs. SCSU.....2008  
 (Scott Schiavo – 22 yds)

**Punt Returns**

**Number** 5 vs. IUP.....2007  
**Most Yards** 95 vs. Portland St...1989  
**Yards Per Att** 23.8 vs. Portland St.1989  
**Punt return for TD** 0 all-time  
**Longest punt ret.** 75 vs. Portland St...1989  
 (George Reid)

**Kickoff Returns**

**Number** 9 vs. Jacksonville St...1988  
**Most Yards** 150 vs. ESU.....2004  
**Yards Per Attempt** 46.5 vs. CW Post....2004  
**Kickoff ret. for TD** 0 all-time  
**Longest Kick ret.** 67 vs. C.W. Post.....2004  
 (Osagie Osunde)

**Punting**

**Most Punts** 7 vs. Ferris St. ....1992  
 7 vs. Jacksonville St. ...1988

**Fewest Punts** 2 vs. SCSU.....2008

**Punting Avg.** 45.3 vs. C.W. Post...2005

**Longest Punt** 60 vs. SCSU.....2008

**First Downs**

**Most First Downs** 27 vs. ESU.....2004  
 27 vs. Portland St...1989

**Fewest First Downs** 13 vs. C.W. Post.....2005

**Miscellaneous Record Book**

**Longest Scoring Plays**

79 yards Brian Penecale  
 pass from Dave MacDonald  
 vs. Ferris St. (1992)

75 yards Mike Washington  
 pass from Bill Zwaan  
 vs. Bryant (2006)

**Longest Scoring Run**

61 yards Jackson Fagan vs. SCSU (2008)

**Quickest Score Beginning of the Game**

1:41 Jackson Fagan 61 run vs. SCSU (2008)  
 (3rd play from scrimmage)

**Longest Non-Scoring Play**

75 yard punt return  
 George Reid vs. Portland St. (1989)

**Individual Participation**

**Most Games Started**

1.	6	Mike Washington
2.	5	Kennis Jones
	5	Michael Walter
	5	Rashad Grimsley
	5	Jared Sounders
	5	Mark Maynard
	5	Osagie Osunde
8.	4	23 players tied

**Most Games Played**

1.	8	Lateef Ferguson
	8	Mike Mignogno
3.	7	Rashad Grimsley
	7	Brent Steinmetz
	7	Dave Montgomery
6.	6	Mike Washington



*These former Golden Rams have appeared in at least one NFL regular-season game during their professional football careers.*

**Tony DiMidio**

Kansas City Chiefs 1966-67  
*Career notes: Drafted in 1964 by KC ... played in 26 games in two seasons, including Super Bowl I.*

**Carl Gersbach**

Philadelphia Eagles 1970  
 Minnesota Vikings 1971-72  
 San Diego Chargers 1973-74  
 Chicago Bears 1975  
 St. Louis Cardinals 1976  
*Career notes: Played 76 games ... recorded three interceptions and 13 return yards.*

**Merritt Kersey**

Philadelphia Eagles 1974-75  
*Career notes: Punted in 16 games ... recorded 97 punts for 3,448 yards with an average of 35.5 per kick.*

**Joe Senser**

Minnesota Vikings 1980-82, 84  
*Career notes: In 49 games recorded 165 receptions, 1,822 yards, 16 touchdowns ... averaged 11 yards per catch ... drafted in 1979 in the sixth round by the Vikings.*

**Bill "Butch" Shockley**

New York Titans (Jets) 1960-61  
 Buffalo Bills 1961  
 New York Titans (Jets) 1962  
 Pittsburgh Steelers 1968  
*Career notes: Kicker who recorded 181 career points ... 169 of his points occurred on 26 field goals and 91 of 96 PATs ... made 94.8% of his PATs ... also had 42 rushing attempts for 165 yards ... averaged 23.3 yards per kick return on 32 attempts.*

**Ralph Tamm**

Cleveland Browns 1990-91  
 Washington Redskins 1991  
 Cincinnati Bengals 1991  
 San Francisco 49ers 1992-94  
 Denver Broncos 1995-96  
 Kansas City Chiefs 1997-99  
*Career notes: Won Super Bowl ring in January of 1995 as the San Francisco 49ers defeated the San Diego Chargers, 49-26, in Miami in Super Bowl XXIV.*

**Chuck Weber**

Cleveland Browns 1955-56  
 Chicago Cardinals 1956-58  
 Philadelphia Eagles 1959-61  
*Career notes: Member of the 1955 NFL Champion Cleveland Browns and the 1960 NFL Champion Philadelphia Eagles ... served as a defensive captain for the Eagles ... his playing career consisted of 80 games, 10 interceptions, 90 interception return yards ... he had a career-best six interceptions during the Eagles title run in 1960 ... also coached in the NFL and AFL for the Boston Patriots, San Diego Chargers,*

*Cincinnati Bengals, St. Louis Cardinals and Baltimore Colts.*

**Lee Woodall**

San Francisco 49ers 1994-99  
 Carolina Panthers 2000  
 Denver Broncos 2001

**Career notes:**

Selected by the San Francisco 49ers in the sixth round of the 1994 draft ... started as a rookie ... played in the Pro Bowl in 1995 and 1997 ... posted the second-longest fumble return in 49er history (96 yards for a TD vs. Buffalo on an ESPN Sunday Night Game) ... **49er totals:** 94 games, 89 starts, 358 tackles, 9 sacks (-55 yards), 5 FF, 3 RF, 1 TD, 5 interceptions, 59 yards, 11.8 per return average ... **Career totals:** 124 games, 105 starts, 460 tackles, 352 solo hits, 108 assists, 10 sacks for -61 yards, 8 forced fumbles, 6 interceptions for 59 yards including a career long 55 yards, 36 passes defended.

**2001:**

Played 14 games for the Denver Broncos in his final NFL season ... recorded three tackles and a six-yard sack.

**2000:**

Second on Carolina Panthers in tackles ... 97 tackles, two fumble recoveries and an interception.

**1999:**

Played and started 16 games ... 68 tackles, 2.5 sacks (-12.5 yards), 1 FF.

**1998:**

Played and started 15 games ... recorded 59 tackles ... had one interception for four yards.

**1997:**

Started 16 games and recorded career-high 57 tackles, 7 quarterback pressures, 2 interceptions, 2 FF ... played in his second Pro Bowl ... posted 11 tackles and broke up two passes in two post-season starts.

**1996:**

Played 16 regular season games, including 13 starts, and two post-season playoff games ... finished with 55 tackles, 2.5 sacks ... tied for second on the team with 12 tackles (nine solo) and one sack in the playoffs.

**1995:**

Selected as a Pro Bowl Starter ... played in every game, drawing 15 starting assignments ... finished with 62 tackles, 3 sacks, 2 interceptions, 2 FR, 1 FF.


**1994:**

Started 13 regular season games and played in 15 ... played in three post-season games ... finished with 57 tackles, 1 sack, 1 FF, 1 RF ... won Super Bowl ring.

*The following list of former Golden Rams players have appeared in a variety of professional football leagues, as well as NFL training camps.*

<b><u>Player (Final WCU season)</u></b>	<b><u>Team</u></b>
Scott Asman (1990)	Chicago Bears
	San Francisco 49ers
	Orlando Thunder (WLAF)
Jay Buchanon (1988)	Philadelphia Eagles
Dan DePalma (2011)	New York Giants
Richard Emerich (1959)	Montreal Alouettes (CFL)
	Green Bay Packers
	Chicago Bears
Ron Gaynor (1982)	Seattle Seahawks
	Buffalo Bills/Philadelphia Eagles
Bob Hartshorn (1976)	Dallas Cowboys
Jim Haynie (1968)	Minnesota Vikings
Billy Hess (1988)	Philadelphia Eagles
	Phoenix Cardinals
	San Antonio Riders (WLAF)
	Toronto Argonauts/San Antonio Texans (CFL)
	Ottawa Rough Riders (CFL)
Reggie Hines (1984)	Dallas Cowboys
Mel Hinton (1975)	Dallas Cowboys
Norm Hopley (1979)	Philadelphia Eagles
Joe Iacone (1963)	Philadelphia Eagles
Dennis Ianovale (1974)	Washington Redskins
	New York Giants
Kevin Ingram (1999)	Indianapolis Firebirds
	(Arena)
	Los Angeles Avengers (Arena)
Ken Johns (1964)	Kansas City Chiefs
Chris Luneburg (1992)	Buffalo Bills
	Toronto Argonauts (CFL)
	London Monarchs (WLAF)
Joe Maida (1984)	Dallas Cowboys
Al Niemela (1988)	Philadelphia Eagles
Doug Olson (1973)	Philadelphia Bell (WFL)
Tom Pierantozzi (1973)	Baltimore Colts
Fred Prender (1954)	Pittsburgh Steelers
Jim Pribula (1961)	Washington Redskins
	Philadelphia Eagles
Rocky Rees (1971)	Boston Patriots
Gary Schippang (1985)	Minnesota Vikings
	New York Giants
Sam Scott (2009)	Calgary Stampeders (CFL)
Tom Shaffer (1982)	New England Patriots
	Philadelphia Eagles/New York Jets
Guy Van Alstine (1975)	New York Giants
Lee Woodall (1993)	Toronto Argonauts (CFL)





**1965**

1. North Dakota State
2. Middle Tenn. State
3. Sul Ross
4. Los Angeles State
5. Tennessee State
6. Northern Illinois
7. Maine
8. East Carolina
9. St. John's (Minn.)
10. East Stroudsburg

**1966**

1. San Diego State
2. Tennessee State
3. Montana State
4. NW Louisiana
5. Parsons
6. Arkansas State
7. Muskingum
8. North Dakota
9. North Dakota State
10. Weber State  
Waynesburg

**1967**

1. San Diego State
2. North Dakota State
3. New Mexico Highlands
4. Texas A&M-Kingsville
5. Eastern Kentucky
6. Texas-Arlington
7. Waynesburg
8. Northern Michigan
9. Morgan State
10. SW Texas State

**1968**

1. North Dakota State
2. San Diego State
3. Tennessee-Chattanooga
4. New Mexico Highlands
5. Indiana (Pa.)
6. Texas A&M-Kingsville
7. Eastern Michigan
8. South Dakota
9. Eastern Kentucky
10. SW Louisiana

**1969**

1. North Dakota State
2. Montana
3. Akron
4. Louisiana Tech
5. Colorado State College
6. New Mexico Highlands
7. Arkansas State
8. Alcorn A&M

9. Tampa
10. Delaware

**1970**

1. Arkansas State
2. Montana
3. North Dakota State
4. Tampa
5. Tennessee State
6. Wofford
7. Texas A&M-Kingsville
8. Jacksonville State
9. Alcorn A&M
10. SW Louisiana

**1973**

1. Tennessee State
2. Louisiana Tech
3. Western Kentucky
4. Wittenberg
5. Boise State  
Abilene Christian
7. Grambling
8. Cal Poly-San Luis Obispo
9. Hawaii
10. Elon
11. South Dakota
12. Jacksonville State
13. Delaware
14. North Dakota State
15. Langston

**1976**

1. Montana State
2. Northern Michigan
3. Akron
4. Delaware
5. Eastern Kentucky
6. Troy State
7. Nevada-Las Vegas
8. South Carolina State  
Alcorn State
10. North Dakota State  
New Hampshire

**1977**

1. North Dakota State
2. Massachusetts
3. UC-Davis
4. South Carolina State
5. Boise State  
Northern Arizona  
Nevada-Reno
8. Lehigh
9. Jacksonville State
10. Northern Michigan  
New Hampshire  
Winston-Salem State

**1980**

1. Eastern Illinois
2. Northern Michigan
3. North Alabama
4. Cal Poly-San Luis Obispo
5. Virginia Union
6. Jacksonville State
7. Santa Clara
8. Northern Colorado
9. Minnesota-Duluth
10. Missouri-Rolla

**1981**

1. Northern Michigan
2. Virginia Union
3. Puget Sound
4. SW Texas State
5. Jacksonville State
6. North Dakota State

7. Elizabeth City State
8. Shippensburg
9. Grand Valley State
10. North Alabama

**1982**

1. SW Texas State
2. North Dakota State
3. UC-Davis
4. Truman State
5. Jacksonville State
6. Northern Michigan
7. Fort Valley State
8. Virginia Union
9. Southern Connecticut St.
10. East Stroudsburg

**1983**

1. UC-Davis
2. SW Texas State
3. North Alabama
4. Towson State
5. North Dakota State
6. Virginia Union
7. Central State (Ohio)
8. Butler
9. Fort Valley State
10. Nebraska-Omaha

**1985**

1. UC-Davis
2. North Alabama
3. Bloomsburg
4. South Dakota
5. Central State (Ohio)
6. Fort Valley State
7. North Dakota State
8. Hampton
9. Indiana (Pa.)
10. Towson State
11. Truman State
12. Albany State (Ga.)
13. Butler
14. American Int'l College
15. Santa Clara
16. Clarion
17. Mississippi College
18. Winston-Salem State
19. Cal State-Sacramento
20. Texas A&M-Kingsville

**1986**

1. North Dakota State
2. UC-Davis
3. Troy State
4. Central State (Ohio)
5. Virginia Union
6. South Dakota
7. Towson State
8. Texas A&M-Kingsville
9. Cal State-Northridge
10. Abilene Christian
12. Ashland  
Valdosta State
14. Indiana (Pa.)
15. Fort Valley State
16. Millersville
17. Grand Valley State
18. Albany State (Ga.)  
Minnesota-Duluth  
New Haven

**1987**

1. Texas A&M-Kingsville
2. **West Chester University**
3. Portland State
4. Troy State

5. Northern Michigan
6. Indiana (Pa.)
7. Minnesota-Mankato
8. Butler
9. Angelo State
10. UC-Davis
11. Central Florida  
Winston-Salem State
13. Eastern New Mexico
14. Bloomsburg
15. Hampton
16. New Haven
17. Ashland
18. Alabama A&M
19. Minnesota-Duluth
20. Tuskegee

**1988**

1. North Dakota State
2. **West Chester University**
3. Texas A&M-Kingsville
4. Portland State
5. Winston-Salem State
6. Mississippi College
7. Jacksonville State
8. Butler
9. Tennessee-Martin
10. Cal State-Sacramento
11. Millersville
12. Albany State (Ga.)
13. UC-Davis
14. Indiana (Pa.)
15. Texas A&M-Commerce
16. St. Cloud State  
North Carolina Central
18. Augustana
19. Northern Michigan  
Bowie State

**1989**

1. Texas A&M-Kingsville
2. Jacksonville State
3. Grand Valley State
4. Pittsburg State (Kan.)
5. Angelo State  
St. Cloud State
7. Edinboro
8. **West Chester University**
9. Indiana (Pa.)
10. Winston-Salem State
11. Augustana
12. Mississippi College  
New Haven
14. Portland State
15. Santa Clara
16. UC-Davis
17. North Dakota State
18. NW Missouri St.
19. American Int'l College
20. Butler

**1990**

1. North Dakota State
2. Mississippi College
3. Pittsburg State (Kan.)
4. Indiana (Pa.)
5. Virginia Union
6. Grand Valley State
7. Texas A&M-Commerce
8. Cal Poly-San Luis Obispo
9. Truman State
10. Jacksonville State
11. Edinboro  
North Dakota
13. Cal State-Northridge
14. Tuskegee
15. North Alabama
16. Sonoma State



17. American Int'l College
18. Wofford
19. New Haven
20. Ashland  
Northern Colorado

**1991**

1. Indiana (Pa.)
2. Jacksonville State
3. Pittsburg State (Kan.)
4. Northern Colorado
5. Butler
6. Texas A&M-Kingsville
7. North Dakota State
8. Portland State
9. Grand Valley State
10. Virginia Union
11. Mississippi College
12. Winston-Salem State
13. Minnesota-Mankato
14. Shippensburg
15. Ashland
16. Morehouse
17. North Dakota
18. East Stroudsburg
19. Texas A&M-Commerce
20. Wofford

**1992**

1. Pittsburg State (Kan.)
2. North Dakota State
3. Jacksonville State
4. Texas A&M-Kingsville
5. New Haven
6. Hampton
7. UC-Davis

**West Chester University**

- Western State
10. Fort Valley State
11. Cal State-Sacramento
12. Indiana (Pa.)
13. North Dakota
14. Texas A&M-Commerce
15. Edinboro
16. North Alabama  
Truman State
18. East Stroudsburg
19. Portland State
20. Valdosta State  
Savannah State

**1993**

1. North Alabama
2. New Haven
3. Hampton
4. Indiana (Pa.)
5. Portland State
6. Missouri Southern
7. UC-Davis
8. Albany State (Ga.)
9. North Dakota
10. Ferris State
11. Angelo State
12. Minnesota-Mankato
13. Wayne State
14. Carson-Newman
15. Ashland
16. Millersville
17. Pittsburg State (Kan.)
18. Virginia State
19. Texas A&M-Kingsville
20. Edinboro  
North Dakota State

**1994**

1. North Alabama
2. Texas A&M-Kingsville

3. Pittsburg State (Kan.)
4. Portland State
5. Ferris State
6. Valdosta State
7. New Haven
8. Truman State  
Indiana (Pa.)
10. West Georgia
11. Albany State (Ga.)
12. North Dakota
13. Angelo State
14. Western State
15. North Dakota State
16. Carson-Newman
17. Edinboro
18. Grand Valley State
19. South Dakota State
20. Central Oklahoma

**1995**

1. North Alabama
2. Texas A&M-Kingsville
3. Ferris State
4. Pittsburg State (Kan.)
5. New Haven
6. Carson-Newman
7. North Dakota
8. Edinboro
9. Portland State
10. Virginia State
11. Texas A&M-Commerce
12. Albany State (Ga.)
13. North Dakota State
14. Millersville
15. Angelo State
16. Northern Colorado
17. West Georgia
18. Fort Hays State
19. Indiana (Pa.)
20. Missouri Western

**1996**

1. Texas A&M-Kingsville
2. NW Missouri State
3. Ferris State
4. Nebraska-Omaha
5. Valdosta State
6. Carson-Newman
7. Pittsburg State (Kan.)
8. Clarion
9. Central Oklahoma
10. Indiana (Pa.)
11. Chadron State
12. West Georgia
13. Bloomsburg
14. Albany State (Ga.)
15. Northern Colorado
16. Angelo State
17. UC-Davis
18. Catawba
19. North Dakota
20. Saginaw Valley State

**1997**

1. Carson-Newman
2. New Haven
3. NW Missouri State
4. Texas A&M-Kingsville
5. Albany State (Ga.)
6. Angelo State
7. Slippery Rock
8. Pittsburg State (Kan.)
9. Western State
10. Southern Arkansas
11. Northern Colorado
12. Ashland
13. North Alabama

14. UC-Davis
15. Glenville State
16. North Dakota State

**1998**

1. Central Oklahoma
2. NW Missouri State
3. Carson-Newman
4. UC-Davis
5. Slippery Rock
6. Northern Colorado
7. North Dakota
8. Indiana (Pa.)
9. Albany State (Ga.)
10. Emporia State
11. Texas A&M-Kingsville
12. Fort Valley State
13. Shepherd
14. Grand Valley State
15. West Texas A&M
16. Nebraska-Omaha
17. Delta State
18. West Georgia
19. Chadron State
20. Winona State

**1999**

1. Carson-Newman
2. Slippery Rock
3. Northern Colorado
4. NW Missouri State
5. UC-Davis
6. Fort Valley State
7. Pittsburg State (Kan.)
8. Southern Arkansas
9. North Dakota
10. Northwood
11. Western Washington
12. Catawba
13. North Dakota State
14. Shippensburg
15. Shepherd  
South Dakota State  
SE Oklahoma St.
18. Central Oklahoma
19. Winston-Salem State
20. Northeastern State

**2000**

1. NW Missouri State
2. UC-Davis
3. Catawba
4. Nebraska-Omaha
5. North Dakota State
6. Valdosta State
7. Northeastern State
8. West Georgia
9. Tuskegee
10. Northwood
11. Delta State
12. Pittsburg State (Kan.)
13. Bloomsburg
14. Carson-Newman
15. Indiana (Pa.)
16. Chadron State
17. Presbyterian
18. Mesa State (Colo.)
19. C.W. Post
20. Slippery Rock
21. North Dakota
22. Winston-Salem State
23. Saginaw Valley State
24. Western Washington
25. Virginia Union



**2001**

1. Valdosta State
2. Grand Valley State
3. Chadron State
4. North Dakota
5. Bloomsburg
6. Pittsburg State (Kan.)
7. Catawba
8. Indiana (Pa.)
9. Saginaw Valley State
10. Tuskegee
11. Texas A&M-Kingsville
12. UC-Davis
13. Winona State
14. Central Arkansas
15. Nebraska-Omaha
16. Arkansas Tech
17. Tarleton State
18. Tusculum
19. C.W. Post
20. Central Missouri
21. Fort Valley State
22. North Dakota State
23. Western Washington
24. Minnesota-Duluth
25. West Georgia

**2002**

1. Grand Valley State
2. Valdosta State
3. Northern Colorado
4. Texas A&M-Kingsville
5. Carson-Newman
6. NW Missouri State
7. UC-Davis
8. Indiana (Pa.)
9. Central Washington
10. Central Missouri
11. Minnesota-Duluth
12. Nebraska-Kearney
13. Saginaw Valley State
14. Tuskegee
15. Catawba
16. Fayetteville State
17. C.W. Post
18. St. Cloud State
19. Tarleton State
20. Chadron State
21. Pittsburg State (Kan.)
22. Bloomsburg
23. Bentley
24. East Stroudsburg
25. Findlay



**2003**

1. Grand Valley State
2. North Dakota
3. Texas A&M-Kingsville
4. Saginaw Valley State
5. North Alabama
6. Carson-Newman
7. Valdosta State
8. Winona State
9. Indiana (Pa.)
10. Pittsburg State (Kan.)
11. Southern Arkansas
12. Catawba
13. Central Arkansas
14. Mesa St. (Colo.)
15. Emporia State
16. Delta State
17. Central Missouri
18. Edinboro
19. Tusculum
20. Tarleton State
21. Bentley
22. North Dakota
23. Chadron State
24. Nebraska-Omaha
25. NW Missouri State

**2004**

1. Valdosta State
2. Pittsburg State
3. NW Missouri State
4. North Dakota
5. Albany State (Ga.)
6. Texas A&M-Kingsville
7. **West Chester University**
8. Colorado School of Mines
9. Grand Valley State
10. Northwood
11. Michigan Tech
12. East Stroudsburg
13. Winona State
14. Carson-Newman
15. Shippensburg
16. Arkansas Tech
17. St. Cloud State
18. Edinboro
19. South Dakota
20. Bentley
21. Central Oklahoma
22. Tuskegee
23. Southeastern Oklahoma
24. Nebraska-Omaha
25. Saginaw Valley State

**2005**

1. Grand Valley State
2. NW Missouri State
3. Saginaw Valley State

4. North Alabama
5. East Stroudsburg
6. Central Arkansas
7. Bloomsburg
8. North Dakota
9. Albany State (Ga.)
10. Presbyterian
11. Tuskegee
12. Pittsburg State
13. Washburn (Kan.)
14. Valdosta State
15. West Texas A&M
16. Nebraska-Omaha
17. South Dakota
18. Northwood
19. North Carolina Central
20. Shepherd
21. Carson-Newman (Tenn.)
22. C.W. Post
23. Angelo State
24. Nebraska-Kearney
25. Missouri Western State

**2006**

1. Grand Valley State
2. NW Missouri State
3. Delta State
4. Bloomsburg
5. Chadron State
6. North Alabama
7. North Dakota
8. Shepherd
9. North Carolina Central
10. West Texas A&M
11. Nebraska-Omaha
12. Newberry
13. South Dakota
14. Valdosta State
15. Pittsburg State (Kan.)
16. Missouri Western
17. Midwestern State
18. Northwood
19. Winona State
20. Abilene Christian
21. Elizabeth City State
22. Tiffin
23. Bemidji State
24. **West Chester University**
25. Indiana (Pa.)

**2007**

1. Valdosta State
2. NW Missouri State
3. Grand Valley State
4. California (Pa.)
5. Chadron State
6. North Alabama
7. Nebraska-Omaha

8. West Texas A&M
9. North Dakota
10. Delta State
11. Central Washington
12. Catawba
13. Shepherd
14. Carson-Newman
15. Abilene Christian
16. Tuskegee
17. **West Chester University**
18. Indiana (Pa.)
19. Mesa State (Colo.)
20. Newberry
21. Tarleton State
22. Ashland
23. Winona State
24. Washburn (Kan.)
25. Midwestern State

**2008**

1. Minnesota-Duluth
2. NW Missouri State
3. North Alabama
4. Grand Valley State
5. Abilene Christian
6. California (Pa.)
7. Delta State
8. Pittsburg State (Kan.)
9. Chadron State
10. West Texas A&M
11. Bloomsburg
12. Valdosta State
13. Central Washington
14. Tuskegee
15. Ashland
16. Tusculum
17. **West Chester University**
18. Carson-Newman
19. Wayne State (Neb.)
20. Edinboro
21. Indiana (Pa.)
22. Nebraska-Omaha
23. Minnesota-Mankato
24. Seton Hill (Pa.)
25. American Int'l College

**2009**

1. NW Missouri State
2. Grand Valley State
3. Central Washington
4. Carson-Newman
5. Minnesota-Duluth
6. North Alabama
7. California (Pa.)
8. Nebraska-Kearney
9. West Liberty (W.Va.)
10. Tarleton St.
11. Hillsdale
12. Minnesota-Mankato
13. Abilene Christian
14. Midwestern St.
15. Shippensburg
16. Texas A&M-Kingsville
17. Tuskegee
18. Arkansas Tech
19. Saginaw Valley St. (Mich.)
20. UNC-Pembroke
21. West Alabama
22. Albany St. (Ga.)
23. Charleston (W.Va.)
24. Edinboro
25. Washburn

**2010**

1. Minnesota-Duluth
2. Delta State
3. NW Missouri State

4. Albany State
5. Central Missouri
6. Augustana (S.D.)
7. Shepherd
8. Abilene Christian
9. Texas A&M-Kingsville
10. Grand Valley State
11. Mercyhurst
12. St. Cloud State
13. Kutztown
14. California (Pa.)
15. Bloomsburg
16. Hillsdale
17. Valdosta State
18. West Texas A&M
19. Colorado School of Mines
20. Wingate
21. Wayne State (Mich.)
22. North Alabama
23. Nebraska-Kearney
24. Missouri Western State
25. Michigan Tech

**2011**

1. Pittsburg State (Kan.)
2. Wayne State (Mich.)
3. Winston-Salem St. (N.C.)
4. Delta State (Miss.)
5. NW Missouri State
6. Minnesota-Duluth
7. Midwestern State (Texas)
8. New Haven (Conn.)
9. Colorado St.-Pueblo
10. Nebraska-Kearney
11. Washburn (Kan.)
12. North Greenville (S.C.)
13. Kutztown (Pa.)
14. North Alabama
15. California (Pa.)
16. Abilene Christian
17. St. Cloud State (Minn.)
18. Missouri Western St.
19. Mars Hill (N.C.)
20. Humboldt St. (Calif.)
21. Bloomsburg (Pa.)
22. Shepherd (W.Va.)
23. West Alabama
24. West Virginia Wesleyan
25. West Texas A & M

**2012**

1. Valdosta State (Kan.)
2. Winston-Salem St. (N.C.)
3. Minnesota St.-Mankato
4. West Texas A & M
5. Missouri Western State
6. Colorado St.-Pueblo
7. Indiana (Pa.)
8. New Haven (Conn.)
9. Ashland
10. NW Missouri St.
11. Henderson St. (Ark.)
12. Minnesota-Duluth
13. Carson-Newman
14. Shippensburg
15. Indianapolis
16. Midwestern State (Texas)
17. Bloomsburg (Pa.)
18. Chadron State
19. Harding (Ark.)
20. Lenoir-Rhyne
21. West Alabama
22. Emporia St.
23. Tuskegee
24. Missouri S & T
25. Shepherd





**Dr. Edward Matejkovic**  
Director of Athletics  
610-436-3555



**Terry Beattie**  
Assoc. AD/Facilities  
610-436-3317



**Kelli Milliner**  
Asst. AD/Compliance/  
Academic Support  
610-436-3573



**Ken Glenn**  
Ath. Development Dir.  
610-436-2557



**Kelly Erisman**  
Asst. Athletic  
Development Dir.  
610-436-2405



**James Zuhlke**  
Sports Information Dir.  
610-436-3316

**Athletic Dept.**

**Phone: (610) 436-3555**  
**FAX: (610) 436-1020**

**Athletic Training**

Medical Coordinator	Sandy Fowkes-Godek	x2342
Athletic Trainer	Carolyn Jimenez	x3293
Athletic Trainer	Scott Heinerichs	x2733
Athletic Trainer	Neil Curtis	x2969
Athletic Trainer	Nicole Cattano	x2250
Athletic Trainer	Katie Morrison	x1091
Athletic Trainer	Dave Baer	x2139
Athletic Trainer	Alison Gardiner-Shires	x2515
Athletic Trainer	Rachel Lindsey	x2753

**Equipment**

Equipment Manager	Mike Brazill	x2111
Asst. Equip. Manager	Jared Lehman	x2111

**Facilities**

Assoc. AD/Facilities	Terry Beattie	x3317
Grounds	Chris Frey	x3233
	David Wolfe	x3555

**Football**

Head Coach	Bill Zwaan	x3528
Asst. HC/Spc. Tms/Saf.	Gerald Toney	x2158
Def. Coordinator/CB	Mike Furlong	x2160
RB/Strength & Cond.	Osagie Osunde	x2157
Off. Coordinator WR/QBs	Bill Zwaan, Jr.	x3527
Defensive Ends	Jim Brazill Sr.	
Defensive Line	Joe Walsh	
Offensive Line	Nick Sama	
Linebackers	Bill Shuey	
Tight Ends/Off. Tackles	Pat Spadaro	
Offensive Line Assistant	JoJo Patrick	

**Baseball**

Head Coach	Jad Prachniak	x2152
Assistant Coach	Ryan Giblin	

**Men's Basketball**

Head Coach	Damien Blair	x2136
Assistant Coach	Roy Blumenthal	x4397
Assistant Coach	Dane Watts	
Assistant Coach	David Krakower	

**Women's Basketball**

Head Coach	Deirdre Kane	x3399
Assistant Coach	Kiera Wooden	x3420
Assistant Coach	Bridget Carlin	

**Cheerleading**

Head Coach	Kelly Moyer	610-468-2145
------------	-------------	--------------

**Cross Country/Track & Field**

Cross Country Head Coach	Andy Huber	x2468
Track & Field Head Coach	Jason Kilgore	x6946
Assistant Track & Field	Pat Mosley	
Assistant Track & Field	Nathan Kennedy	
Assistant Track & Field	Courtney Clark	

**Field Hockey**

Head Coach	Amy Cohen	x2144
Assistant Coach	Missy Woodie	x2144

**Men's Golf**

Head Coach	Harry Hammond	x3555
------------	---------------	-------

**Women's Golf**

Head Coach	Doug Hendricks	x3555
------------	----------------	-------

**Women's Gymnastics**

Head Coach	Barbara Cordova	x3555
Assistant Coach	Sherri Missiner	

**Women's Lacrosse**

Head Coach	Ginny Martino	x2394
Assistant Coach	Sue Burmester	x2394

**Women's Rugby**

Head Coach	Tony Deremer	738-3893
Assistant Coach	Rachel Appleby	

**Men's Soccer**

Head Coach	Michael Benn	x2221
Assistant Coach		x2221

**Women's Soccer**

Head Coach	Betty Ann Kempf Townsley	x6903
Assistant Coach	Chris Przemieniecki	x6903

**Softball**

Head Coach	Diane Lokey	x2170
Assistant Coach	Margaret Kichler	x2170

**Men's and Women's Swimming & Diving**

Head Coach: Swimming	Jamie Rudisill	x2127
Head Coach: Diving	Dr. Ronn Jenkins	x3505
Assistant Swim Coach	Steve Maszurek	x3555
Assistant Swim Coach	Henny Hiemenz	x3555
Assistant Swim Coach	Scott Elliott	x3555
Assistant Diving Coach	Adam Vance	

**Men's and Women's Tennis**

Head Coach	Tina Tharp	x3359
------------	------------	-------

**Women's Volleyball**

Head Coach	Kassie Bellaver	x3237
Assistant Coach	Jill Holdren	

