



Officials: Michael Greenstein, Greg Nixon, Deldre Carr

Washington - 69

Record: 15-16 (5-13)

NO.	Name	F	Min	FG			Rebounds			Fouls		TP	AS	TO	ST	Blocks		+/-
				M-A	M-A	M-A	OR	DR	TOT	PF	FD					BS	BA	
11	Nahziah Carter	F	23:03	1-8	0-2	2-2	1	3	4	5	2	4	1	5	2	0	1	4
13	Hameir Wright	F	17:06	2-5	0-3	0-0	0	4	4	4	1	4	1	3	2	0	0	-9
33	Isaiah Stewart	F	31:40	7-12	0-0	2-2	3	4	7	2	7	16	0	0	2	2	1	2
5	Jamal Bey	G	33:56	2-3	1-1	7-7	0	3	3	1	4	12	1	1	0	0	0	3
15	Marcus Tsohonis	G	21:38	1-3	1-2	0-0	0	2	2	1	0	3	5	1	3	0	0	8
0	Jaden McDaniels		31:34	7-14	2-5	4-4	2	4	6	3	3	20	1	1	1	3	1	4
10	Elijah Hardy		26:51	1-6	0-1	0-2	0	3	3	2	1	2	2	3	1	0	0	4
14	Sam Timmins		08:20	2-3	1-1	0-0	0	1	1	1	0	5	0	0	0	0	0	4
21	RaeQuan Battle		05:52	1-2	1-2	0-0	0	0	0	0	0	3	0	0	0	0	0	10
Team							0	1	1			0		0				
Totals				24-56	6-17	15-17	6	25	31	19	18	69	11	14	11	5	3	6

Shooting By Period		
1 st FG%	16-33	48.5%
3PT%	4-11	36.4%
FT%	2-2	100%
2 nd FG%	8-23	34.8%
3PT%	2-6	33.3%
FT%	13-15	86.7%
GM FG%	24-56	42.9%
3PT%	6-17	35.3%
FT%	15-17	88.2%

Dead Ball Rebounds: 2, 2

Technical Fouls: Hardy 2nd 2:38

Arizona - 63

Record: 20-11 (10-8)

NO.	Name	F	Min	FG			Rebounds			Fouls		TP	AS	TO	ST	Blocks		+/-
				M-A	M-A	M-A	OR	DR	TOT	PF	FD					BS	BA	
13	Stone Gettings	F	23:47	2-8	0-0	2-2	2	5	7	1	1	6	2	2	0	1	2	-5
22	Zeke Nnaji	F	34:39	4-10	0-0	4-6	7	4	11	2	4	12	1	3	1	0	1	-8
0	Josh Green	G	32:53	2-7	1-2	3-3	1	4	5	2	6	8	2	4	0	0	1	-7
1	Nico Mannion	G	40:00	3-9	1-5	4-5	0	2	2	1	2	11	5	5	1	0	0	-6
3	Dylan Smith	G	31:56	6-11	6-10	1-2	0	5	5	4	1	19	1	1	1	1	1	2
10	Jemarl Baker Jr.		16:53	0-4	0-4	0-0	0	1	1	0	0	0	1	2	1	0	0	-11
11	Ira Lee		09:07	1-3	0-0	0-2	0	2	2	4	3	2	0	0	1	0	0	0
35	Christian Koloko		10:45	2-5	0-0	1-2	3	1	4	5	1	5	0	0	0	1	0	5
Team							1	1	2			0		1				
Totals				20-57	8-21	15-22	14	25	39	19	18	63	12	18	5	3	5	-6

Shooting By Period		
1 st FG%	5-25	20.0%
3PT%	1-8	12.5%
FT%	12-16	75%
2 nd FG%	15-32	46.9%
3PT%	7-13	53.8%
FT%	3-6	50%
GM FG%	20-57	35.1%
3PT%	8-21	38.1%
FT%	15-22	68.2%

Dead Ball Rebounds: 3, 1

Technical Fouls: Koloko 2nd 4:49

	WASH	ARIZ
Biggest lead	17 (2 nd 19:30)	2 (1 st 17:12)
Best Scoring Run	8 (1 st 7:31)	6 (1 st 1:42)
Lead Changes	2	
Times Tied	1	
Time with Lead	37:24	01:47

Points from	WASH	ARIZ
Turnovers	23	11
Paint	32	16
Second Chance	4	12
Fast Breaks	17	13
Bench	30	7

	Period by Period Scoring		
	1st	2nd	TOT
WASH	38	31	69
ARIZ	23	40	63



Period 1

Quarter Starters:

ARIZ	0 Green J	1 Mannion N	3 Smith D	13 Gettings S	22 Nnaji Z
WASH	5 Bey J	11 Carter N	13 Wright H	15 Tsohonis M	33 Stewart I

Game Time	ARIZ	Score	Diff	WASH
20:00	22 NNAJI Z jumpball lost			33 STEWART I jumpball won
19:35		0-2	-2	33 STEWART I 2pt FG in the paint, layup made (2)
19:35				15 TSOHONIS M assist (1)
19:18	13 GETTINGS S 2pt FG in the paint, jump shot missed			
19:16				13 WRIGHT H defensive rebound (1)
19:04				11 CARTER N 2pt FG in the paint, layup missed
19:02	13 GETTINGS S defensive rebound (1)			
18:51	3 SMITH D 3pt FG , jump shot missed			
18:47	22 NNAJI Z offensive rebound (1)			
18:44	22 NNAJI Z 2pt FG in the paint, jump shot made (2)	2-2	0	
18:20		2-4	-2	13 WRIGHT H 2pt FG in the paint, layup made (2)
18:00	0 GREEN J 3pt FG , jump shot made (3)	5-4	1	
18:00	3 SMITH D assist (1)			
17:28				13 WRIGHT H 3pt FG , jump shot missed
17:25	13 GETTINGS S defensive rebound (2)			
17:15	13 GETTINGS S 2pt FG in the paint, jump shot missed			
17:13	22 NNAJI Z offensive rebound (2)			
17:12	22 NNAJI Z foul drawn (1)			13 WRIGHT H foul shooting (1 - 1)
17:12	22 NNAJI Z free throw 1 - 2 missed			
17:12	offensive dead ball rebound (1)			
17:12				5 BEY J substitution out
17:12				11 CARTER N substitution out
17:12				0 MCDANIELS J substitution in
17:12				10 HARDY E substitution in
17:12	22 NNAJI Z free throw 2 - 2 made (3)	6-4	2	
16:57				13 WRIGHT H turnover bad pass (1)
16:42	13 GETTINGS S 2pt FG in the paint, jump shot missed			
16:40				0 MCDANIELS J defensive rebound (1)
16:13		6-7	-1	15 TSOHONIS M 3pt FG , jump shot made (3)
16:13				13 WRIGHT H assist (1)
15:52	0 GREEN J foul drawn (1)			13 WRIGHT H foul personal (2 - 2)
15:52	Timeout media			
15:52				13 WRIGHT H substitution out
15:52				11 CARTER N substitution in
15:31	turnover shot clock (1)			
15:19		6-9	-3	0 MCDANIELS J 2pt FG outside the paint, jump shot made (2)
15:19				10 HARDY E assist (1)
15:01	13 GETTINGS S 2pt FG in the paint, jump shot blocked			
15:01				0 MCDANIELS J block (1)
14:50				15 TSOHONIS M defensive rebound (1)
14:45				0 MCDANIELS J 2pt FG in the paint, jump shot blocked
14:45	3 SMITH D block (1)			
14:41	22 NNAJI Z defensive rebound (3)			



Washington at Arizona

03/08/20 McKale Center-Olson Court, Tucson
2019-20 Men's Basketball

Game Time: 3:00 AM
Game Duration: 1:59
Attendance: 13,604

Officials: Michael Greenstein, Greg Nixon, Deldre Carr

Game Time	ARIZ	Score	Diff	WASH
14:40	1 MANNION N 2pt FG fast break outside the paint, jump shot made (2)	8-9	-1	
14:32		8-11	-3	33 STEWART I 2pt FG in the paint, layup made (4)
14:32				10 HARDY E assist (2)
14:17	22 NNAJI Z 2pt FG outside the paint, jump shot blocked			
14:17				33 STEWART I block (1)
14:12	0 GREEN J offensive rebound (1)			
14:09	1 MANNION N 3pt FG , jump shot missed			
14:06	13 GETTINGS S offensive rebound (3)			
14:00	1 MANNION N turnover bad pass (1)			33 STEWART I steal (1)
13:49				0 MCDANIELS J 3pt FG , jump shot missed
13:47	3 SMITH D defensive rebound (1)			
13:43	22 NNAJI Z foul drawn (2)			11 CARTER N foul personal (1 - 3)
13:43	3 SMITH D substitution out			
13:43	13 GETTINGS S substitution out			
13:43	10 BAKER JR. J substitution in			
13:43	11 LEE I substitution in			
13:43				15 TSOHONIS M substitution out
13:43				5 BEY J substitution in
13:31	11 LEE I 2pt FG in the paint, layup missed			
13:29				33 STEWART I defensive rebound (1)
13:17	22 NNAJI Z foul personal (1 - 1)			33 STEWART I foul drawn (1)
13:17	13 GETTINGS S substitution in			
13:17	22 NNAJI Z substitution out			
13:15		8-13	-5	33 STEWART I 2pt FG in the paint, layup made (6)
13:15				0 MCDANIELS J assist (1)
12:58	10 BAKER JR. J 3pt FG , jump shot missed			
12:55				defensive rebound (5)
12:55	13 GETTINGS S substitution out			
12:55	3 SMITH D substitution in			
12:55				33 STEWART I substitution out
12:55				14 TIMMINS S substitution in
12:55	3 SMITH D substitution out			
12:55	13 GETTINGS S substitution in			
12:37				14 TIMMINS S 2pt FG in the paint, jump shot missed
12:29	13 GETTINGS S defensive rebound (4)			
12:26	13 GETTINGS S 2pt FG outside the paint, jump shot made (2)	10-13	-3	
12:04	10 BAKER JR. J steal (1)			11 CARTER N turnover bad pass (1)
11:55	10 BAKER JR. J turnover bad pass (1)			
11:49		10-15	-5	14 TIMMINS S 2pt FG fast break in the paint, dunk, made (2)
11:49				11 CARTER N assist (1)
11:42	0 GREEN J 2pt FG in the paint, jump shot blocked			
11:42				0 MCDANIELS J block (2)
11:38				5 BEY J defensive rebound (1)
11:35				11 CARTER N 3pt FG , jump shot missed
11:32				0 MCDANIELS J offensive rebound (2)
11:27	0 GREEN J foul personal (1 - 2)			11 CARTER N foul drawn (1)
11:27				Timeout media
11:27	11 LEE I substitution out			



Washington at Arizona

03/08/20 McKale Center-Olson Court, Tucson
2019-20 Men's Basketball

Game Time: 3:00 AM
Game Duration: 1:59
Attendance: 13,604

Officials: Michael Greenstein, Greg Nixon, Deldre Carr

Game Time	ARIZ	Score	Diff	WASH
11:27	22 NNAJI Z substitution in			
11:10				11 CARTER N turnover travel (2)
10:55	0 GREEN J turnover bad pass (1)			11 CARTER N steal (1)
10:39				11 CARTER N 2pt FG in the paint, jump shot missed
10:37	22 NNAJI Z defensive rebound (4)			
10:29	13 GETTINGS S turnover bad pass (1)			0 MCDANIELS J steal (1)
10:24		10-17	-7	0 MCDANIELS J 2pt FG fast break in the paint, dunk, made (4)
10:24				5 BEY J assist (1)
10:11	13 GETTINGS S 2pt FG in the paint, jump shot missed			
10:05				11 CARTER N defensive rebound (1)
10:03				10 HARDY E turnover travel (1)
10:03				11 CARTER N substitution out
10:03				14 TIMMINS S substitution out
10:03				21 BATTLE R substitution in
10:03				33 STEWART I substitution in
09:51	10 BAKER JR. J 3pt FG , jump shot missed			
09:49	13 GETTINGS S offensive rebound (5)			
09:47	13 GETTINGS S 2pt FG in the paint, jump shot blocked			
09:47				0 MCDANIELS J block (3)
09:46	22 NNAJI Z offensive rebound (5)			
09:46	22 NNAJI Z foul drawn (3)			0 MCDANIELS J foul shooting (1 - 4)
09:46	22 NNAJI Z free throw 1 - 2 made (4)	11-17	-6	
09:30				10 HARDY E 2pt FG in the paint, layup missed
09:30				33 STEWART I offensive rebound (2)
09:46	22 NNAJI Z free throw 2 - 2 missed			
09:46				0 MCDANIELS J defensive rebound (3)
09:30		11-19	-8	33 STEWART I 2pt FG in the paint, dunk, made (8)
09:15	0 GREEN J 2pt FG outside the paint, jump shot missed			
09:15	22 NNAJI Z offensive rebound (6)			
09:10	22 NNAJI Z 2pt FG in the paint, layup missed			
09:10	22 NNAJI Z offensive rebound (7)			
09:08	22 NNAJI Z foul drawn (4)			5 BEY J foul shooting (1 - 5)
09:08	22 NNAJI Z free throw 1 - 2 made (5)	12-19	-7	
09:08	22 NNAJI Z free throw 2 - 2 made (6)	13-19	-6	
08:52				33 STEWART I 2pt FG in the paint, layup missed
08:48				0 MCDANIELS J offensive rebound (4)
08:48		13-21	-8	0 MCDANIELS J 2pt FG in the paint, dunk, made (6)
08:48	13 GETTINGS S substitution out			
08:48	35 KOLOKO C substitution in			
08:48				10 HARDY E substitution out
08:48				15 TSOHONIS M substitution in
08:29	10 BAKER JR. J turnover bad pass (2)			
08:21		13-24	-11	21 BATTLE R 3pt FG fast break, jump shot made (3)
08:21	Timeout 30 Sec			
08:21				Timeout media
07:53	1 MANNION N turnover bad pass (2)			33 STEWART I steal (2)
07:31		13-27	-14	0 MCDANIELS J 3pt FG , jump shot made (9)
07:05	35 KOLOKO C 2pt FG outside the paint, jump shot missed			
07:02				33 STEWART I defensive rebound (3)



Washington at Arizona

03/08/20 McKale Center-Olson Court, Tucson
2019-20 Men's Basketball

Game Time: 3:00 AM
Game Duration: 1:59
Attendance: 13,604

Officials: Michael Greenstein, Greg Nixon, Deldre Carr

Game Time	ARIZ	Score	Diff	WASH
06:53				0 MCDANIELS J 3pt FG , jump shot missed
06:50	1 MANNION N defensive rebound (1)			
06:42	0 GREEN J 2pt FG in the paint, layup made (5)	15-27	-12	
06:42	0 GREEN J foul drawn (2)			33 STEWART I foul shooting (1 - 6)
06:42	35 KOLOKO C substitution out			
06:42	11 LEE I substitution in			
06:42	0 GREEN J free throw 1 - 1 made (6)	16-27	-11	
06:41				5 BEY J substitution out
06:41				11 CARTER N substitution in
06:31				21 BATTLE R 3pt FG , jump shot missed
06:27				11 CARTER N offensive rebound (2)
06:24				0 MCDANIELS J 2pt FG outside the paint, jump shot missed
06:18	1 MANNION N defensive rebound (2)			
06:14	0 GREEN J turnover bad pass (2)			15 TSOHONIS M steal (1)
06:09		16-29	-13	0 MCDANIELS J 2pt FG fast break in the paint, dunk, made (11)
05:57	10 BAKER JR. J substitution out			
05:57	3 SMITH D substitution in			
05:54	3 SMITH D 3pt FG , jump shot missed			
05:53				defensive dead ball rebound (1)
05:53	11 LEE I foul personal (1 - 3)			0 MCDANIELS J foul drawn (1)
05:53				21 BATTLE R substitution out
05:53				10 HARDY E substitution in
05:53				0 MCDANIELS J substitution out
05:53				5 BEY J substitution in
05:30				15 TSOHONIS M 3pt FG , jump shot missed
05:28	defensive dead ball rebound (2)			
05:28	11 LEE I foul drawn (1)			33 STEWART I foul personal (2 - 7)
05:28				15 TSOHONIS M substitution out
05:28				33 STEWART I substitution out
05:28				13 WRIGHT H substitution in
05:28				14 TIMMINS S substitution in
05:28	11 LEE I 1&1 free throw 1 missed			
05:28				13 WRIGHT H defensive rebound (2)
05:28		16-31	-15	10 HARDY E 2pt FG in the paint, driving layup made (2)
05:18	11 LEE I substitution out			
05:18	13 GETTINGS S substitution in			
05:18	3 SMITH D foul drawn (1)			11 CARTER N foul personal (2 - 8)
05:18	0 GREEN J substitution out			
05:18	10 BAKER JR. J substitution in			
05:18	3 SMITH D 1&1 free throw 1 made (1)	17-31	-14	
05:18	3 SMITH D 1&1 free throw 2 missed			
05:17				5 BEY J defensive rebound (2)
04:20				11 CARTER N 2pt FG outside the paint, jump shot missed
04:16	22 NNAJI Z defensive rebound (8)			
04:12	1 MANNION N foul offensive (1 - 4)			13 WRIGHT H foul drawn (1)
04:12	1 MANNION N turnover offensive (3)			
03:57				11 CARTER N 2pt FG outside the paint, jump shot blocked
03:57	13 GETTINGS S block (1)			
03:54	10 BAKER JR. J defensive rebound (1)			



Official Basketball Play by Play - First Half

Washington at Arizona

03/08/20 McKale Center-Olson Court, Tucson
2019-20 Men's Basketball

Game Time: 3:00 AM
Game Duration: 1:59
Attendance: 13,604

Officials: Michael Greenstein, Greg Nixon, Deldre Carr

Game Time	ARIZ	Score	Diff	WASH
03:50	10 BAKER JR. J 3pt FG , jump shot missed			
03:46				14 TIMMINS S defensive rebound (1)
03:39				Timeout 30 Sec
03:39	Timeout media			
03:24	3 SMITH D foul shooting (1 - 5)			11 CARTER N foul drawn (2)
03:24		17-32	-15	11 CARTER N free throw 1 - 2 made (1)
03:24				13 WRIGHT H substitution out
03:24				0 MCDANIELS J substitution in
03:24		17-33	-16	11 CARTER N free throw 2 - 2 made (2)
02:56	13 GETTINGS S foul drawn (1)			14 TIMMINS S foul shooting (1 - 9)
02:56	13 GETTINGS S free throw 1 - 2 made (3)	18-33	-15	
02:56	13 GETTINGS S free throw 2 - 2 made (4)	19-33	-14	
02:41				10 HARDY E 2pt FG outside the paint, jump shot missed
02:38	3 SMITH D defensive rebound (2)			
02:33	1 MANNION N 3pt FG , jump shot missed			
02:21				11 CARTER N defensive rebound (3)
02:00	1 MANNION N steal (1)			10 HARDY E turnover bad pass (2)
02:00	1 MANNION N foul drawn (1)			0 MCDANIELS J foul personal (2 - 10)
02:00	1 MANNION N free throw fast break 1 - 2 made (3)	20-33	-13	
02:00	3 SMITH D substitution out			
02:00	0 GREEN J substitution in			
02:00				0 MCDANIELS J substitution out
02:00				10 HARDY E substitution out
02:00				13 WRIGHT H substitution in
02:00				15 TSOHONIS M substitution in
02:00	1 MANNION N free throw fast break 2 - 2 made (4)	21-33	-12	
01:46				11 CARTER N 3pt FG , jump shot missed
01:43	0 GREEN J defensive rebound (2)			
01:42	0 GREEN J foul drawn (3)			13 WRIGHT H foul personal (3 - 11)
01:42	0 GREEN J free throw fast break 1 - 2 made (7)	22-33	-11	
01:42				13 WRIGHT H substitution out
01:42				21 BATTLE R substitution in
01:42	13 GETTINGS S substitution out			
01:42	3 SMITH D substitution in			
01:42	0 GREEN J free throw fast break 2 - 2 made (8)	23-33	-10	
01:20		23-36	-13	14 TIMMINS S 3pt FG , jump shot made (5)
01:20				15 TSOHONIS M assist (2)
00:55	1 MANNION N turnover bad pass (4)			15 TSOHONIS M steal (2)
00:31		23-38	-15	11 CARTER N 2pt FG in the paint, jump shot made (4)
00:04	22 NNAJI Z 2pt FG in the paint, jump shot missed			
00:01				11 CARTER N defensive rebound (4)
END OF PERIOD				
ARIZ 23-38 WASH				



Washington at Arizona

03/08/20 McKale Center-Olson Court, Tucson
2019-20 Men's Basketball

Game Time: 3:00 AM
Game Duration: 1:59
Attendance: 13,604

Officials: Michael Greenstein, Greg Nixon, Deldre Carr

Washington - 38

NO.	Name	Min	FG			Rebounds			Fouls		TP	AS	TO	ST	Blocks		+/-
			M-A	3P	FT	OR	DR	TOT	PF	FD					BS	BA	
11	Nahziah Carter	F 15:18	1-7	0-2	2-2	1	3	4	2	2	4	1	2	1	0	1	9
13	Hameir Wright	F 06:30	1-2	0-1	0-0	0	2	2	3	1	2	1	1	0	0	0	1
33	Isaiah Stewart	F 11:40	4-5	0-0	0-0	1	2	3	2	1	8	0	0	2	1	0	11
5	Jamal Bey	G 15:43	0-0	0-0	0-0	0	2	2	1	0	0	1	0	0	0	0	9
15	Marcus Tsohonis	G 11:37	1-2	1-2	0-0	0	1	1	0	0	3	2	0	2	0	0	10
0	Jaden McDaniels	12:43	5-9	1-3	0-0	2	2	4	2	1	11	1	0	1	3	1	12
10	Elijah Hardy	12:17	1-3	0-0	0-0	0	0	0	0	0	2	2	2	0	0	0	9
14	Sam Timmins	08:20	2-3	1-1	0-0	0	1	1	1	0	5	0	0	0	0	0	4
21	RaeQuan Battle	05:52	1-2	1-2	0-0	0	0	0	0	0	3	0	0	0	0	0	10
Team						0	1	1			0		0				
Totals			16-33	4-11	2-2	4	14	18	11	5	38	8	5	6	4	2	15

Shooting By Period		
1st FG%	16-33	48.5%
3PT%	4-11	36.4%
FT%	2-2	100%
GM FG%	16-33	48.5%
3PT%	4-11	36.4%
FT%	2-2	100.0%

Dead Ball Rebounds: 0, 1

Technical Fouls::NONE

Arizona - 23

NO.	Name	Min	FG			Rebounds			Fouls		TP	AS	TO	ST	Blocks		+/-
			M-A	3P	FT	OR	DR	TOT	PF	FD					BS	BA	
13	Stone Gettings	F 14:22	1-7	0-0	2-2	2	3	5	0	1	4	0	1	0	1	2	-4
22	Zeke Nnaji	F 18:10	1-4	0-0	4-6	5	3	8	1	4	6	0	0	0	0	1	-13
0	Josh Green	G 16:42	2-4	1-1	3-3	1	1	2	1	3	8	0	2	0	0	1	-17
1	Nico Mannion	G 20:00	1-3	0-2	2-2	0	2	2	1	1	4	0	4	1	0	0	-15
3	Dylan Smith	G 11:56	0-2	0-2	1-2	0	2	2	1	1	1	1	0	0	1	0	-7
10	Jemarl Baker Jr.	13:04	0-3	0-3	0-0	0	1	1	0	0	0	0	2	1	0	0	-10
11	Ira Lee	03:40	0-1	0-0	0-1	0	0	0	1	1	0	0	0	0	0	0	-5
35	Christian Koloko	02:06	0-1	0-0	0-0	0	0	0	0	0	0	0	0	0	0	0	-4
Team						0	0	0			0		1				
Totals			5-25	1-8	12-16	8	12	20	5	11	23	1	10	2	2	4	-15

Shooting By Period		
1st FG%	5-25	20.0%
3PT%	1-8	12.5%
FT%	12-16	75%
GM FG%	5-25	20.0%
3PT%	1-8	12.5%
FT%	12-16	75.0%

Dead Ball Rebounds: 1, 1

Technical Fouls::NONE

	WASH	ARIZ
Biggest lead	16 (1 st 3:24)	2 (1 st 17:12)
Best Scoring Run	8(1 st 7:31)	6(1 st 1:42)
Lead Changes	2	
Times Tied	1	
Time with Lead	17:24	01:47

Points from	WASH	ARIZ
Turnovers	16	3
Paint	22	4
Second Chance	4	6
Fast Breaks	9	6
Bench	21	0

	Period by Period Scoring	
	1st	TOT
WASH	38	38
ARIZ	23	23



Washington at Arizona

03/08/20 McKale Center-Olson Court, Tucson
2019-20 Men's Basketball

Game Time: 3:00 AM
Game Duration: 1:59
Attendance: 13,604

Officials: Michael Greenstein, Greg Nixon, Deldre Carr

Period 2

Quarter Starters:

ARIZ	0 Green J	1 Mannion N	3 Smith D	13 Gettings S	22 Nnaji Z
WASH	5 Bey J	11 Carter N	13 Wright H	15 Tsohonis M	33 Stewart I

Game Time	ARIZ	Score	Diff	WASH
20:00	10 BAKER JR. J substitution out			
20:00	13 GETTINGS S substitution in			
20:00				14 TIMMINS S substitution out
20:00				21 BATTLE R substitution out
20:00				13 WRIGHT H substitution in
20:00				33 STEWART I substitution in
19:41	jump ball situation			
19:41	22 NNAJI Z turnover lost ball (1)			13 WRIGHT H steal (1)
19:30		23-40	-17	33 STEWART I 2pt FG in the paint, dunk, made (10)
19:30				15 TSOHONIS M assist (3)
19:09	3 SMITH D 3pt FG , jump shot made (4)	26-40	-14	
19:09	1 MANNION N assist (1)			
18:51	22 NNAJI Z steal (1)			11 CARTER N turnover bad pass (3)
18:51	0 GREEN J foul drawn (4)			11 CARTER N foul personal (3 - 1)
18:51				11 CARTER N substitution out
18:51				0 MCDANIELS J substitution in
18:43	3 SMITH D 3pt FG , jump shot made (7)	29-40	-11	
18:43	13 GETTINGS S assist (1)			
18:18		29-42	-13	13 WRIGHT H 2pt FG in the paint, driving layup made (4)
18:03	3 SMITH D 3pt FG , jump shot made (10)	32-42	-10	
18:03	0 GREEN J assist (1)			
17:41		32-44	-12	33 STEWART I 2pt FG in the paint, layup made (12)
17:41				15 TSOHONIS M assist (4)
17:22	0 GREEN J 2pt FG in the paint, jump shot missed			
17:20				13 WRIGHT H defensive rebound (3)
17:11	22 NNAJI Z foul personal (2 - 1)			33 STEWART I foul drawn (2)
17:11	13 GETTINGS S substitution out			
17:11	11 LEE I substitution in			
17:11				0 MCDANIELS J 2pt FG in the paint, layup missed
17:08				33 STEWART I offensive rebound (4)
17:08				33 STEWART I 2pt FG in the paint, layup missed
16:53				offensive dead ball rebound (2)
17:08	11 LEE I foul personal (2 - 2)			33 STEWART I foul drawn (3)
17:05	3 SMITH D foul personal (2 - 3)			33 STEWART I foul drawn (4)
17:00	11 LEE I foul drawn (2)			15 TSOHONIS M foul offensive (1 - 2)
17:00				15 TSOHONIS M turnover offensive (1)
16:47	0 GREEN J turnover bad pass (3)			15 TSOHONIS M steal (3)
16:43	11 LEE I foul personal (3 - 4)			33 STEWART I foul drawn (5)
16:43	0 GREEN J substitution out			
16:43	11 LEE I substitution out			
16:43	10 BAKER JR. J substitution in			
16:43	35 KOLOKO C substitution in			
16:31		32-46	-14	33 STEWART I 2pt FG in the paint, jump shot made (14)



Washington at Arizona

03/08/20 McKale Center-Olson Court, Tucson
2019-20 Men's Basketball

Game Time: 3:00 AM
Game Duration: 1:59
Attendance: 13,604

Officials: Michael Greenstein, Greg Nixon, Deldre Carr

Game Time	ARIZ	Score	Diff	WASH
16:08	3 SMITH D 3pt FG , jump shot made (13)	35-46	-11	
16:08	1 MANNION N assist (2)			
15:40				13 WRIGHT H 3pt FG , jump shot missed
15:35	3 SMITH D defensive rebound (3)			
15:33	3 SMITH D 3pt FG , jump shot missed			
15:30	22 NNAJI Z offensive rebound (9)			
15:25	22 NNAJI Z turnover lost ball (2)			13 WRIGHT H steal (2)
15:11				0 MCDANIELS J turnover travel (1)
15:11	Timeout media			
15:11				15 TSOHONIS M substitution out
15:11				10 HARDY E substitution in
14:49	35 KOLOKO C 2pt FG in the paint, dunk, made (2)	37-46	-9	
14:49	22 NNAJI Z assist (1)			
14:31	35 KOLOKO C foul personal (1 - 5)			33 STEWART I foul drawn (6)
14:12	3 SMITH D steal (1)			13 WRIGHT H turnover lost ball (2)
13:49	22 NNAJI Z 2pt FG in the paint, jump shot missed			
13:46				13 WRIGHT H defensive rebound (4)
13:41		37-48	-11	0 MCDANIELS J 2pt FG fast break outside the paint, jump shot made (13)
13:39	10 BAKER JR. J substitution out			
13:39	22 NNAJI Z substitution out			
13:39	0 GREEN J substitution in			
13:39	13 GETTINGS S substitution in			
13:39				5 BEY J substitution out
13:39				11 CARTER N substitution in
13:25	35 KOLOKO C 2pt FG outside the paint, jump shot missed			
13:22				33 STEWART I defensive rebound (5)
13:17				11 CARTER N 2pt FG in the paint, jump shot missed
13:14	13 GETTINGS S defensive rebound (6)			
13:11	1 MANNION N 3pt FG fast break, jump shot made (7)	40-48	-8	
12:38				33 STEWART I 2pt FG in the paint, layup missed
12:36	0 GREEN J defensive rebound (3)			
12:29	3 SMITH D turnover travel (1)			
12:29	35 KOLOKO C substitution out			
12:29	22 NNAJI Z substitution in			
12:13				13 WRIGHT H turnover bad pass (3)
11:52	22 NNAJI Z turnover lost ball (3)			
11:52	Timeout media			
11:52				13 WRIGHT H substitution out
11:52				5 BEY J substitution in
11:35		40-50	-10	5 BEY J 2pt FG in the paint, layup made (2)
11:35	13 GETTINGS S foul shooting (1 - 6)			5 BEY J foul drawn (1)
11:35	13 GETTINGS S substitution out			
11:35	35 KOLOKO C substitution in			
11:35		40-51	-11	5 BEY J free throw 1 - 1 made (3)
11:26	22 NNAJI Z 2pt FG in the paint, jump shot made (8)	42-51	-9	
11:26	0 GREEN J assist (2)			
11:00	35 KOLOKO C foul shooting (2 - 7)			0 MCDANIELS J foul drawn (2)
11:00		42-52	-10	0 MCDANIELS J free throw 1 - 2 made (14)



Washington at Arizona

03/08/20 McKale Center-Olson Court, Tucson
2019-20 Men's Basketball

Game Time: 3:00 AM
Game Duration: 1:59
Attendance: 13,604

Officials: Michael Greenstein, Greg Nixon, Deldre Carr

Game Time	ARIZ	Score	Diff	WASH
11:00		42-53	-11	0 MCDANIELS J free throw 2 - 2 made (15)
10:41	1 MANNION N 2pt FG outside the paint, jump shot missed			
10:35	35 KOLOKO C offensive rebound (1)			
10:35	35 KOLOKO C 2pt FG in the paint, layup made (4)	44-53	-9	
10:19				5 BEY J turnover bad pass (1)
10:01	35 KOLOKO C foul drawn (1)			11 CARTER N foul shooting (4 - 3)
10:01	35 KOLOKO C free throw 1 - 2 missed			
10:01	offensive dead ball rebound (3)			
10:01	35 KOLOKO C free throw 2 - 2 made (5)	45-53	-8	
10:01				11 CARTER N substitution out
10:01				13 WRIGHT H substitution in
09:35				33 STEWART I 2pt FG outside the paint, jump shot missed
09:32	35 KOLOKO C defensive rebound (2)			
09:32	0 GREEN J foul personal (2 - 8)			0 MCDANIELS J foul drawn (3)
09:32	0 GREEN J foul drawn (5)			0 MCDANIELS J foul personal (3 - 4)
09:17	1 MANNION N 2pt FG outside the paint, jump shot made (9)	47-53	-6	
09:16	1 MANNION N foul drawn (2)			13 WRIGHT H foul shooting (4 - 5)
09:16	1 MANNION N free throw 1 - 1 made (10)	48-53	-5	
08:49				10 HARDY E 2pt FG in the paint, jump shot missed
08:46				33 STEWART I offensive rebound (6)
08:46				33 STEWART I 2pt FG in the paint, jump shot blocked
08:46	35 KOLOKO C block (1)			
08:45	defensive rebound (27)			
08:46				Timeout 30 Sec
08:46	Timeout media			
08:36	1 MANNION N 2pt FG outside the paint, jump shot missed			
08:32	35 KOLOKO C offensive rebound (3)			
08:31	35 KOLOKO C 2pt FG in the paint, layup missed			
08:28				10 HARDY E defensive rebound (1)
08:26				10 HARDY E 2pt FG in the paint, jump shot missed
08:24	0 GREEN J defensive rebound (4)			
08:21	0 GREEN J turnover bad pass (4)			
08:03				13 WRIGHT H 3pt FG , jump shot missed
07:59	0 GREEN J defensive rebound (5)			
07:36	22 NNAJI Z 2pt FG outside the paint, jump shot missed			
07:32				5 BEY J defensive rebound (3)
07:33	35 KOLOKO C foul personal (3 - 9)			5 BEY J foul drawn (2)
07:33	Timeout media			
07:33	22 NNAJI Z substitution out			
07:33	35 KOLOKO C substitution out			
07:33	11 LEE I substitution in			
07:33	13 GETTINGS S substitution in			
07:33				13 WRIGHT H substitution out
07:33				11 CARTER N substitution in
07:33		48-54	-6	5 BEY J 1&1 free throw 1 made (4)
07:33		48-55	-7	5 BEY J 1&1 free throw 2 made (5)
07:19	3 SMITH D 3pt FG , jump shot made (16)	51-55	-4	
07:19	1 MANNION N assist (3)			
06:53	11 LEE I steal (1)			10 HARDY E turnover lost ball (3)



Washington at Arizona

03/08/20 McKale Center-Olson Court, Tucson
2019-20 Men's Basketball

Game Time: 3:00 AM
Game Duration: 1:59
Attendance: 13,604

Officials: Michael Greenstein, Greg Nixon, Deldre Carr

Game Time	ARIZ	Score	Diff	WASH
06:42	1 MANNION N 3pt FG , jump shot missed			
06:37				33 STEWART I defensive rebound (7)
06:12				0 MCDANIELS J 3pt FG , jump shot missed
06:09	3 SMITH D defensive rebound (4)			
05:53	13 GETTINGS S turnover bad pass (2)			11 CARTER N steal (2)
05:30				0 MCDANIELS J 2pt FG outside the paint, jump shot missed
05:27	13 GETTINGS S defensive rebound (7)			
05:21	0 GREEN J 2pt FG outside the paint, jump shot missed			
05:16				10 HARDY E defensive rebound (2)
05:12				11 CARTER N turnover travel (4)
05:12	0 GREEN J substitution out			
05:12	11 LEE I substitution out			
05:12	13 GETTINGS S substitution out			
05:12	10 BAKER JR. J substitution in			
05:12	22 NNAJI Z substitution in			
05:12	35 KOLOKO C substitution in			
05:12				11 CARTER N substitution out
05:12				15 TSOHONIS M substitution in
04:59	22 NNAJI Z 2pt FG outside the paint, jump shot missed			
04:55	35 KOLOKO C offensive rebound (4)			
04:51	10 BAKER JR. J 3pt FG , jump shot missed			
04:49				defensive dead ball rebound (3)
04:49	35 KOLOKO C foul personal (4 - 10)			33 STEWART I foul drawn (7)
04:49	35 KOLOKO C foul class A technical (5 - 11)			
04:49	35 KOLOKO C substitution out			
04:49	13 GETTINGS S substitution in			
04:49		51-56	-5	0 MCDANIELS J free throw fast break 1 - 2 made (16)
04:49		51-57	-6	0 MCDANIELS J free throw fast break 2 - 2 made (17)
04:49				10 HARDY E substitution out
04:49				11 CARTER N substitution in
04:49		51-58	-7	33 STEWART I free throw 1 - 2 made (15)
04:49		51-59	-8	33 STEWART I free throw 2 - 2 made (16)
04:29	13 GETTINGS S 2pt FG outside the paint, jump shot made (6)	53-59	-6	
04:29	10 BAKER JR. J assist (1)			
04:27	Timeout 30 Sec			
04:27				Timeout media
04:27	10 BAKER JR. J substitution out			
04:27	0 GREEN J substitution in			
04:12	0 GREEN J foul drawn (6)			11 CARTER N foul offensive (5 - 6)
04:12				11 CARTER N turnover offensive (5)
04:12				11 CARTER N substitution out
04:12				10 HARDY E substitution in
03:55	22 NNAJI Z 2pt FG in the paint, dunk, made (10)	55-59	-4	
03:55	13 GETTINGS S assist (2)			
03:29		55-62	-7	5 BEY J 3pt FG , jump shot made (8)
03:10	3 SMITH D 3pt FG , jump shot missed			
03:05				0 MCDANIELS J defensive rebound (5)
02:45		55-65	-10	0 MCDANIELS J 3pt FG , jump shot made (20)
02:45				15 TSOHONIS M assist (5)



Washington at Arizona

03/08/20 McKale Center-Olson Court, Tucson
2019-20 Men's Basketball

Game Time: 3:00 AM
Game Duration: 1:59
Attendance: 13,604

Officials: Michael Greenstein, Greg Nixon, Deldre Carr

Game Time	ARIZ	Score	Diff	WASH
02:38	Timeout 30 Sec			
02:38				10 HARDY E foul class A technical (1 - 7)
02:38	13 GETTINGS S substitution out			
02:38	11 LEE I substitution in			
02:38	1 MANNION N free throw fast break 1 - 2 made (11)	56-65	-9	
02:38	1 MANNION N free throw fast break 2 - 2 missed			
02:38	offensive dead ball rebound (4)			
02:17	11 LEE I foul drawn (3)			10 HARDY E foul personal (2 - 8)
02:17	11 LEE I 1&1 free throw 1 missed			
02:16				0 MCDANIELS J defensive rebound (6)
01:58				15 TSOHONIS M 2pt FG in the paint, jump shot missed
01:55	11 LEE I defensive rebound (1)			
01:53	1 MANNION N turnover bad pass (5)			10 HARDY E steal (1)
01:24				10 HARDY E 3pt FG , jump shot missed
01:20	11 LEE I defensive rebound (2)			
01:16	0 GREEN J 3pt FG , jump shot missed			
01:13				10 HARDY E defensive rebound (3)
00:42				5 BEY J 2pt FG in the paint, layup missed
00:39	22 NNAJI Z defensive rebound (10)			
00:36	3 SMITH D 3pt FG fast break, jump shot made (19)	59-65	-6	
00:36	1 MANNION N assist (4)			
00:35	Timeout 60 Sec			
00:24	3 SMITH D foul personal (3 - 12)			5 BEY J foul drawn (3)
00:24		59-66	-7	5 BEY J free throw 1 - 2 made (9)
00:24		59-67	-8	5 BEY J free throw 2 - 2 made (10)
00:20	11 LEE I 2pt FG in the paint, layup missed			
00:20	22 NNAJI Z offensive rebound (11)			
00:20	22 NNAJI Z 2pt FG in the paint, dunk, made (12)	61-67	-6	
00:18	3 SMITH D foul personal (4 - 13)			10 HARDY E foul drawn (1)
00:18				10 HARDY E free throw fast break 1 - 2 missed
00:18				offensive dead ball rebound (4)
00:18				10 HARDY E free throw fast break 2 - 2 missed
00:18	3 SMITH D defensive rebound (5)			
00:13	3 SMITH D 2pt FG in the paint, layup blocked			
00:13				33 STEWART I block (2)
00:13	offensive rebound (39)			
00:10	11 LEE I 2pt FG in the paint, layup made (2)	63-67	-4	
00:10	1 MANNION N assist (5)			
00:07	11 LEE I foul personal (4 - 14)			5 BEY J foul drawn (4)
00:07		63-68	-5	5 BEY J free throw fast break 1 - 2 made (11)
00:07		63-69	-6	5 BEY J free throw fast break 2 - 2 made (12)
00:00	1 MANNION N 3pt FG , jump shot missed			
00:00				15 TSOHONIS M defensive rebound (2)
END OF GAME				
ARIZ 63-69 WASH				



Washington at Arizona

03/08/20 McKale Center-Olson Court, Tucson
2019-20 Men's Basketball

Game Time: 3:00 AM
Game Duration: 1:59
Attendance: 13,604

Officials: Michael Greenstein, Greg Nixon, Deldre Carr

Washington - 31

NO.	Name	Min	FG		3P	FT			Rebounds			Fouls		TP	AS	TO	ST	Blocks		+/-	
			M-A	M-A	M-A	OR	DR	TOT	PF	FD	BS	BA									
11	Nahziah Carter	F 07:45	0-1	0-0	0-0	0	0	0	3	0	0	0	0	0	3	1	0	0	0	0	-5
13	Hameir Wright	F 10:36	1-3	0-2	0-0	0	2	2	1	0	2	0	2	2	2	0	0	0	0	0	-10
33	Isaiah Stewart	F 20:00	3-7	0-0	2-2	2	2	4	0	6	8	0	0	0	0	1	1	0	0	-9	
5	Jamal Bey	G 18:13	2-3	1-1	7-7	0	1	1	0	4	12	0	1	0	0	0	0	0	0	-6	
15	Marcus Tsohonis	G 10:01	0-1	0-0	0-0	0	1	1	1	0	0	3	1	1	0	0	0	0	0	-2	
14	Sam Timmins	00:00																			
21	RaeQuan Battle	00:00																			
0	Jaden McDaniels	18:51	2-5	1-2	4-4	0	2	2	1	2	9	0	1	0	0	0	0	0	0	-8	
10	Elijah Hardy	14:34	0-3	0-1	0-2	0	3	3	2	1	0	0	0	1	1	0	0	0	0	-5	
Team									0	0	0			0							
Totals			8-23	2-6	13-15	2	11	13	8	13	31	3	9	5	1	1					-9

Shooting By Period		
2 nd FG%	8-23	34.8%
3PT%	2-6	33.3%
FT%	13-15	86.7%
GM FG%	8-23	34.8%
3PT%	2-6	33.3%
FT%	13-15	86.7%

Dead Ball Rebounds: 2, 1

Technical Fouls: Hardy 2nd 2:38

Arizona - 40

NO.	Name	Min	FG		3P	FT			Rebounds			Fouls		TP	AS	TO	ST	Blocks		+/-
			M-A	M-A	M-A	OR	DR	TOT	PF	FD	BS	BA								
13	Stone Gettings	F 09:25	1-1	0-0	0-0	0	2	2	1	0	2	2	1	0	0	0	0	0	0	-1
22	Zeke Nnaji	F 16:29	3-6	0-0	0-0	2	1	3	1	0	6	1	3	1	0	0	0	0	0	5
0	Josh Green	G 16:11	0-3	0-1	0-0	0	3	3	1	3	0	2	2	0	0	0	0	0	0	10
1	Nico Mannion	G 20:00	2-6	1-3	2-3	0	0	0	0	1	7	5	1	0	0	0	0	0	0	9
3	Dylan Smith	G 20:00	6-9	6-8	0-0	0	3	3	3	0	18	0	1	1	0	1	0	1	9	
11	Ira Lee	05:27	1-2	0-0	0-1	0	2	2	3	2	2	0	0	1	0	0	0	0	5	
10	Jemarl Baker Jr.	03:49	0-1	0-1	0-0	0	0	0	0	0	0	1	0	0	0	0	0	0	-1	
35	Christian Koloko	08:39	2-4	0-0	1-2	3	1	4	5	1	5	0	0	0	0	1	0	0	9	
Team									1	1	2			0						
Totals			15-32	7-13	3-6	6	13	19	14	7	40	11	8	3	1	1				9

Shooting By Period		
2 nd FG%	15-32	46.9%
3PT%	7-13	53.8%
FT%	3-6	50%
GM FG%	15-32	46.9%
3PT%	7-13	53.8%
FT%	3-6	50.0%

Dead Ball Rebounds: 2, 0

Technical Fouls: Koloko 2nd 4:49

	WASH	ARIZ
Biggest lead	17 (2 nd 19:30)	0 (1 st 20:00)
Best Scoring Run	6 (2 nd 2:45)	6 (2 nd 18:43)
Lead Changes	0	
Times Tied	0	
Time with Lead	19:30	00:00

Points from	WASH	ARIZ
Turnovers	7	8
Paint	10	12
Second Chance	0	6
Fast Breaks	8	7
Bench	9	7

	Period by Period Scoring	
	2 nd	TOT
WASH	31	31
ARIZ	40	40



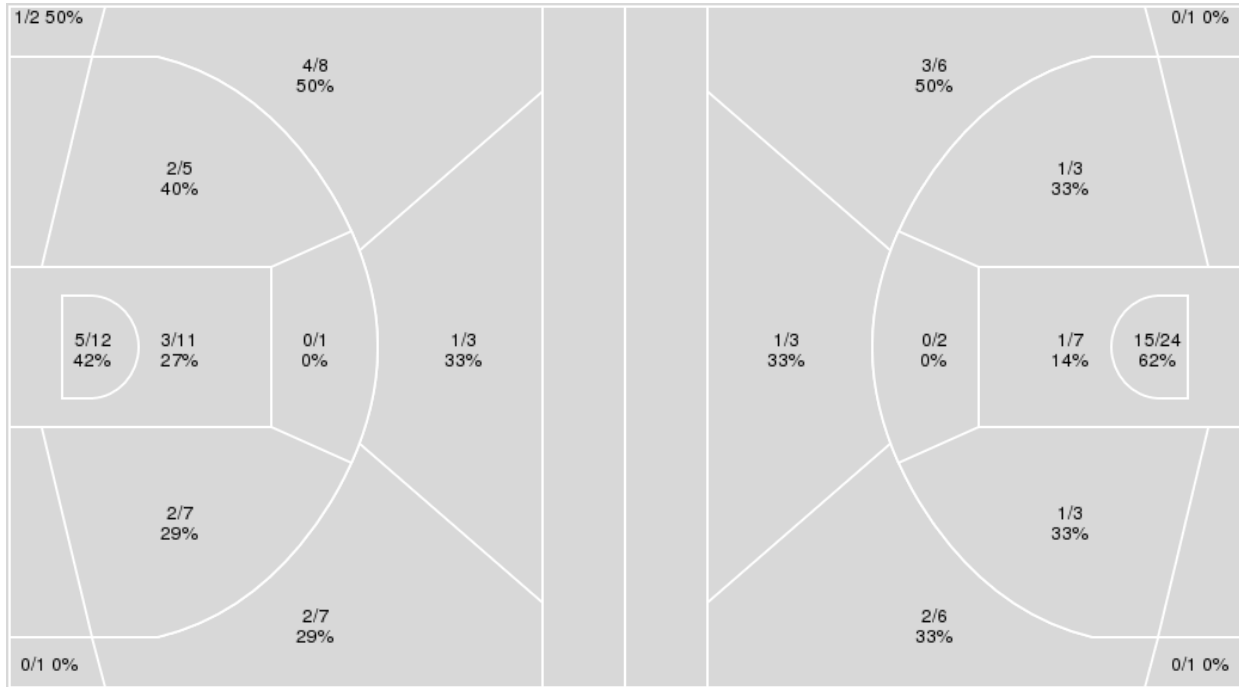
Officials: Michael Greenstein, Greg Nixon, Deldre Carr

{ Players => 0, 1, 2, 3, 4, 5, 10, 11, 13, 14, 21, 22, 35, 50, 52, 54, 55, 300; } FG Types => All; Results => All;

{ Players => 0, 1, 5, 10, 11, 12, 13, 14, 15, 20, 21, 23, 24, 30, 32, 33, 34, 35, 52, 55; } FG Types => All; Results => All;

Arizona

Washington



Arizona	M/A	%
Field Goals	20/57	35
2 Points	12/36	33
3 Points	8/21	38
Free Throws	15/22	68

Washington	M/A	%
Field Goals	24/56	43
2 Points	18/39	46
3 Points	6/17	35
Free Throws	15/17	88



Washington at Arizona

03/08/20 McKale Center-Olson Court, Tucson
2019-20 Men's Basketball

Game Time: 3:00 AM
Game Duration: 1:59
Attendance: 13,604

Officials: Michael Greenstein, Greg Nixon, Deldre Carr

Washington

No	Name	Mins		Score		Points Diff		Points per Min		Assists		Rebounds		Steals		Turnovers	
		On	Off	On	Off	On	Off	On	Off	On	Off	On	Off	On	Off	On	Off
0	Jaden McDaniels	31:34	08:26	55 - 51	14 - 12	4	2	1.74	1.66	8	3	26	5	9	2	13	1
5	Jamal Bey	33:56	06:04	60 - 57	9 - 6	3	3	1.77	1.48	8	3	27	4	9	2	12	2
10	Elijah Hardy	26:51	13:09	42 - 38	27 - 25	4	2	1.56	2.05	7	4	25	6	5	6	10	4
11	Nahziah Carter	23:03	16:57	36 - 32	33 - 31	4	2	1.56	1.95	8	3	16	15	7	4	10	4
13	Hameir Wright	17:06	22:54	20 - 29	49 - 34	-9	15	1.17	2.14	4	7	12	19	3	8	6	8
14	Sam Timmins	08:20	31:40	13 - 9	56 - 54	4	2	1.56	1.77	3	8	9	22	3	8	4	10
15	Marcus Tsohonis	21:38	18:22	46 - 38	23 - 25	8	-2	2.13	1.25	8	3	12	19	8	3	5	9
21	RaeQuan Battle	05:52	34:08	17 - 7	52 - 56	10	-4	2.90	1.52	1	10	6	25	3	8	0	14
33	Isaiah Stewart	31:40	08:20	56 - 54	13 - 9	2	4	1.77	1.56	8	3	22	9	8	3	10	4

Arizona

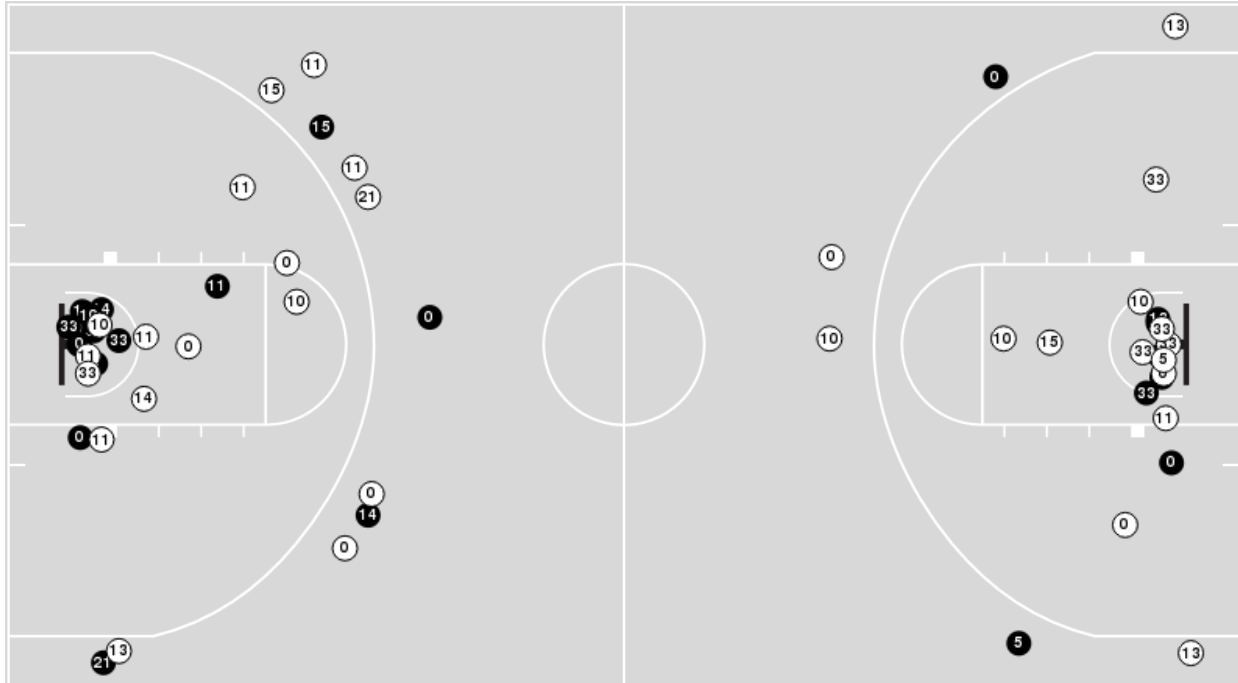
No	Name	Mins		Score		Points Diff		Points per Min		Assists		Rebounds		Steals		Turnovers	
		On	Off	On	Off	On	Off	On	Off	On	Off	On	Off	On	Off	On	Off
0	Josh Green	32:53	07:07	52 - 59	11 - 10	-7	1	1.58	1.55	9	3	33	6	3	2	16	2
1	Nico Mannion	40:00	00:00	63 - 69	0 - 0	-6	0	1.58	0.00	12	0	39	0	5	0	18	0
3	Dylan Smith	31:56	08:04	53 - 51	10 - 18	2	-8	1.66	1.24	12	0	30	9	4	1	12	6
10	Jemarl Baker Jr.	16:53	23:07	22 - 33	41 - 36	-11	5	1.30	1.77	3	9	15	24	3	2	9	9
11	Ira Lee	09:07	30:53	14 - 14	49 - 55	0	-6	1.54	1.59	3	9	10	29	2	3	5	13
13	Stone Gettings	23:47	16:13	38 - 43	25 - 26	-5	-1	1.60	1.54	7	5	22	17	4	1	10	8
22	Zeke Nnaji	34:39	05:21	55 - 63	8 - 6	-8	2	1.59	1.50	11	1	34	5	3	2	15	3
35	Christian Koloko	10:45	29:15	18 - 13	45 - 56	5	-11	1.67	1.54	3	9	12	27	1	4	5	13



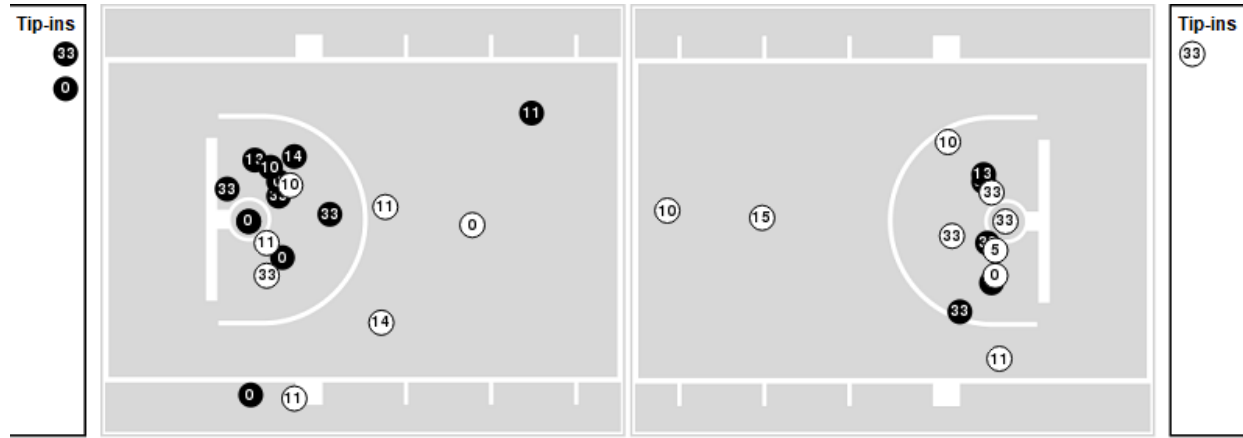
Players => 0, 1, 5, 10, 11, 12, 13, 14, 15, 20, 21, 23, 24, 30, 32, 33, 34, 35, 52, 55FG Types=>AllResults=>All

Washington

All Field Goals



Blow Up Chart



● Made ○ Missed N - Player Number

Washington	M/A	%
Field Goals	24/56	43
2 Points	18/39	46
3 Points	6/17	35
Free Throws	15/17	88

Washington	M/A	%
Points in the Paint	32 (16 / 31)	52
Fast Break Points	17 (11/13)	85
Second Chance Points	4 (2/5)	40
Effective FG%	48	

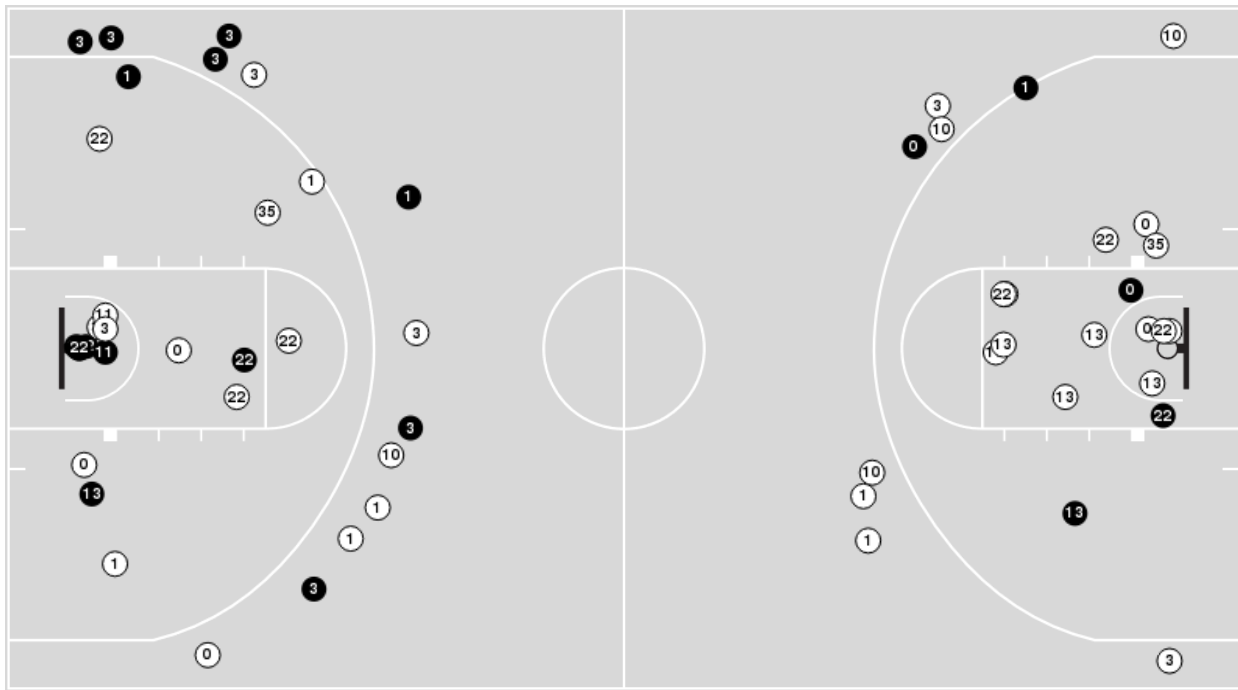


Officials: Michael Greenstein, Greg Nixon, Deldre Carr

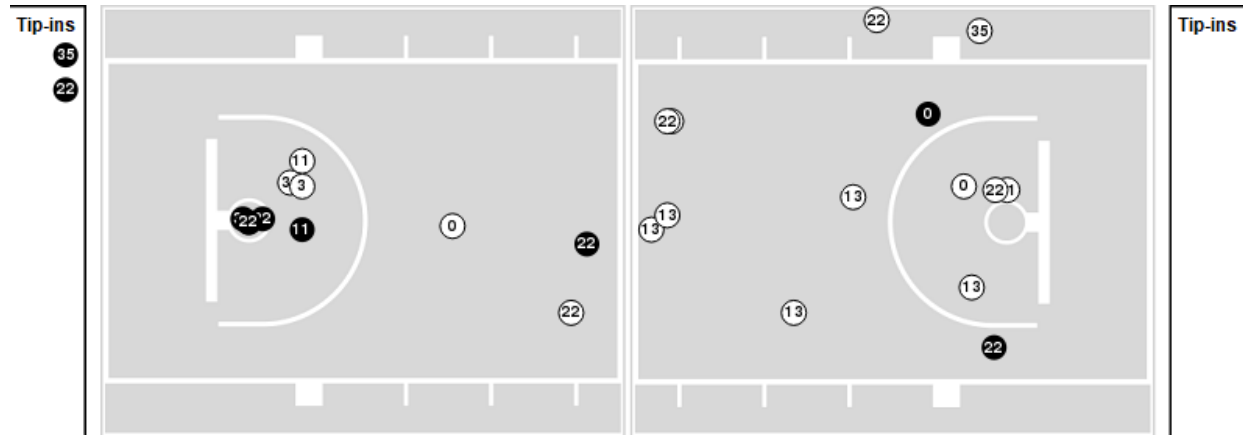
Players => 0, 1, 2, 3, 4, 5, 10, 11, 13, 14, 21, 22, 35, 50, 52, 54, 55, 300FG Types=>AllResults=>All

Arizona

All Field Goals



Blow Up Chart



● Made ○ Missed N - Player Number

Arizona	M/A	%
Field Goals	20/57	35
2 Points	12/36	33
3 Points	8/21	38
Free Throws	15/22	68

Arizona	M/A	%
Points in the Paint	16 (8 / 23)	35
Fast Break Points	13 (8/10)	80
Second Chance Points	12 (8/16)	50
Effective FG%	42	



Washington at Arizona

03/08/20 McKale Center-Olson Court, Tucson
2019-20 Men's Basketball

Game Time: 3:00 AM
Game Duration: 1:59
Attendance: 13,604

Officials: Michael Greenstein, Greg Nixon, Deldre Carr

Washington

Lineup	Quarter On	Time On	Quarter Off	Time Off	Time on Court	Score	Score Diff	Reb	Stl	Tov	Ass	PPP
5- Bey J/ 11- Carter N/ 13- Wright H/ 15- Tsohonis M/ 33- Stewart I/	1	20:00	1	17:12	02:48	4-5	-1	1	0	0	1	1.0000
0- McDaniels J/ 10- Hardy E/ 13- Wright H/ 15- Tsohonis M/ 33- Stewart I/	1	17:12	1	15:52	01:20	3-1	2	1	0	1	1	1.5000
0- McDaniels J/ 10- Hardy E/ 11- Carter N/ 15- Tsohonis M/ 33- Stewart I/	1	15:52	1	13:43	02:09	4-2	2	1	1	0	2	1.0000
0- McDaniels J/ 5- Bey J/ 10- Hardy E/ 11- Carter N/ 33- Stewart I/	1	13:43	1	12:55	00:48	2-0	2	1	0	0	1	2.0000
0- McDaniels J/ 5- Bey J/ 10- Hardy E/ 11- Carter N/ 14- Timmins S/	1	12:55	1	10:03	02:52	4-2	2	4	2	3	2	0.5714
0- McDaniels J/ 5- Bey J/ 10- Hardy E/ 21- Battle R/ 33- Stewart I/	1	10:03	1	08:48	01:15	4-3	1	3	0	0	0	2.0000
0- McDaniels J/ 5- Bey J/ 15- Tsohonis M/ 21- Battle R/ 33- Stewart I/	1	08:48	1	06:41	02:07	6-3	3	1	1	0	0	2.0000
0- McDaniels J/ 11- Carter N/ 15- Tsohonis M/ 21- Battle R/ 33- Stewart I/	1	06:41	1	05:53	00:48	2-0	2	1	1	0	0	1.0000
0- McDaniels J/ 10- Hardy E/ 11- Carter N/ 15- Tsohonis M/ 33- Stewart I/	1	05:53	1	05:53	00:00	0-0	0	0	0	0	0	0.0000
5- Bey J/ 10- Hardy E/ 11- Carter N/ 15- Tsohonis M/ 33- Stewart I/	1	05:53	1	05:28	00:25	0-0	0	0	0	0	0	0.0000
5- Bey J/ 10- Hardy E/ 11- Carter N/ 13- Wright H/ 14- Timmins S/	1	05:28	1	03:24	02:04	3-1	2	3	0	0	0	0.8721
0- McDaniels J/ 5- Bey J/ 10- Hardy E/ 11- Carter N/ 14- Timmins S/	1	03:24	1	02:00	01:24	1-3	-2	1	0	1	0	0.4098
5- Bey J/ 11- Carter N/ 13- Wright H/ 14- Timmins S/ 15- Tsohonis M/	1	02:00	1	01:42	00:18	0-2	-2	0	0	0	0	0.0000
5- Bey J/ 11- Carter N/ 14- Timmins S/ 15- Tsohonis M/ 21- Battle R/	1	01:42	2	20:00	01:42	5-1	4	1	1	0	1	2.5000
5- Bey J/ 11- Carter N/ 13- Wright H/ 15- Tsohonis M/ 33- Stewart I/	2	20:00	2	18:51	01:09	2-3	-1	0	1	1	1	1.0000
0- McDaniels J/ 5- Bey J/ 13- Wright H/ 15- Tsohonis M/ 33- Stewart I/	2	18:51	2	15:11	03:40	6-9	-3	2	2	2	1	0.8571
0- McDaniels J/ 5- Bey J/ 10- Hardy E/ 13- Wright H/ 33- Stewart I/	2	15:11	2	13:39	01:32	2-2	0	1	0	1	0	1.0000
0- McDaniels J/ 10- Hardy E/ 11- Carter N/ 13- Wright H/ 33- Stewart I/	2	13:39	2	11:52	01:47	0-3	-3	1	0	1	0	0.0000
0- McDaniels J/ 5- Bey J/ 10- Hardy E/ 11- Carter N/ 33- Stewart I/	2	11:52	2	10:01	01:51	5-5	0	0	0	1	0	1.5060
0- McDaniels J/ 5- Bey J/ 10- Hardy E/ 13- Wright H/ 33- Stewart I/	2	10:01	2	07:33	02:28	0-3	-3	3	0	0	0	0.0000
0- McDaniels J/ 5- Bey J/ 10- Hardy E/ 11- Carter N/ 33- Stewart I/	2	07:33	2	05:12	02:21	2-3	-1	2	1	2	0	0.4098
0- McDaniels J/ 5- Bey J/ 10- Hardy E/ 15- Tsohonis M/ 33- Stewart I/	2	05:12	2	04:49	00:23	2-0	2	0	0	0	0	2.2727
0- McDaniels J/ 5- Bey J/ 11- Carter N/ 15- Tsohonis M/ 33- Stewart I/	2	04:49	2	04:12	00:37	2-2	0	0	0	1	0	1.0638
0- McDaniels J/ 5- Bey J/ 10- Hardy E/ 15- Tsohonis M/ 33- Stewart I/	2	04:12	2	00:00	04:12	10-10	0	4	1	0	1	1.3089



Washington at Arizona

03/08/20 McKale Center-Olson Court, Tucson
2019-20 Men's Basketball

Game Time: 3:00 AM
Game Duration: 1:59
Attendance: 13,604

Officials: Michael Greenstein, Greg Nixon, Deldre Carr

Arizona

Lineup	Quarter On	Time On	Quarter Off	Time Off	Time on Court	Score	Score Diff	Reb	Stl	Tov	Ass	PPP
0- Green J/ 1- Mannion N/ 3- Smith D/ 13- Gettings S/ 22- Nnaji Z/	1	20:00	1	13:43	06:17	8-11	-3	8	0	2	1	0.9009
0- Green J/ 1- Mannion N/ 10- Baker Jr. J/ 11- Lee I/ 22- Nnaji Z/	1	13:43	1	13:17	00:26	0-0	0	0	0	0	0	0.0000
0- Green J/ 1- Mannion N/ 10- Baker Jr. J/ 11- Lee I/ 13- Gettings S/	1	13:17	1	12:55	00:22	0-2	-2	0	0	0	0	0.0000
0- Green J/ 1- Mannion N/ 3- Smith D/ 10- Baker Jr. J/ 11- Lee I/	1	12:55	1	12:55	00:27	0-0	0	0	0	0	0	0.0000
0- Green J/ 1- Mannion N/ 10- Baker Jr. J/ 11- Lee I/ 13- Gettings S/	1	12:55	1	11:27	01:01	2-2	0	1	1	1	0	0.6667
0- Green J/ 1- Mannion N/ 10- Baker Jr. J/ 13- Gettings S/ 22- Nnaji Z/	1	11:27	1	08:48	02:39	3-6	-3	5	0	2	0	0.6303
0- Green J/ 1- Mannion N/ 10- Baker Jr. J/ 22- Nnaji Z/ 35- Koloko C/	1	08:48	1	06:42	02:06	2-6	-4	1	0	2	0	0.5000
0- Green J/ 1- Mannion N/ 10- Baker Jr. J/ 11- Lee I/ 22- Nnaji Z/	1	06:42	1	05:57	00:45	1-2	-1	1	0	1	0	0.6944
0- Green J/ 1- Mannion N/ 3- Smith D/ 11- Lee I/ 22- Nnaji Z/	1	05:57	1	05:18	00:39	0-2	-2	0	0	0	0	0.0000
0- Green J/ 1- Mannion N/ 3- Smith D/ 13- Gettings S/ 22- Nnaji Z/	1	05:18	1	05:18	00:00	0-0	0	0	0	0	0	0.0000
1- Mannion N/ 3- Smith D/ 10- Baker Jr. J/ 13- Gettings S/ 22- Nnaji Z/	1	05:18	1	02:00	03:18	4-2	2	3	1	1	0	0.7692
0- Green J/ 1- Mannion N/ 10- Baker Jr. J/ 13- Gettings S/ 22- Nnaji Z/	1	02:00	1	01:42	00:18	2-0	2	1	0	0	0	2.2727
0- Green J/ 1- Mannion N/ 3- Smith D/ 10- Baker Jr. J/ 22- Nnaji Z/	1	01:42	2	20:00	01:42	1-5	-4	0	0	1	0	0.4098
0- Green J/ 1- Mannion N/ 3- Smith D/ 13- Gettings S/ 22- Nnaji Z/	2	20:00	2	17:11	02:49	9-6	3	0	1	1	3	1.8000
0- Green J/ 1- Mannion N/ 3- Smith D/ 11- Lee I/ 22- Nnaji Z/	2	17:11	2	16:43	00:28	0-0	0	0	0	1	0	0.0000
1- Mannion N/ 3- Smith D/ 10- Baker Jr. J/ 22- Nnaji Z/ 35- Koloko C/	2	16:43	2	13:39	03:04	5-4	1	2	1	1	2	1.2500
0- Green J/ 1- Mannion N/ 3- Smith D/ 13- Gettings S/ 35- Koloko C/	2	13:39	2	12:29	01:10	3-0	3	2	0	1	0	1.0000
0- Green J/ 1- Mannion N/ 3- Smith D/ 13- Gettings S/ 22- Nnaji Z/	2	12:29	2	11:35	00:54	0-2	-2	0	0	1	0	0.0000
0- Green J/ 1- Mannion N/ 3- Smith D/ 22- Nnaji Z/ 35- Koloko C/	2	11:35	2	07:33	04:02	8-3	5	6	0	1	1	1.0929
0- Green J/ 1- Mannion N/ 3- Smith D/ 11- Lee I/ 13- Gettings S/	2	07:33	2	05:12	02:21	3-2	1	2	1	1	1	0.7500
1- Mannion N/ 3- Smith D/ 10- Baker Jr. J/ 22- Nnaji Z/ 35- Koloko C/	2	05:12	2	04:49	00:23	0-0	0	1	0	0	0	0.0000
1- Mannion N/ 3- Smith D/ 10- Baker Jr. J/ 13- Gettings S/ 22- Nnaji Z/	2	04:49	2	04:27	00:22	2-4	-2	0	0	0	1	2.0000
0- Green J/ 1- Mannion N/ 3- Smith D/ 13- Gettings S/ 22- Nnaji Z/	2	04:27	2	02:38	01:49	2-6	-4	0	0	0	1	1.0000
0- Green J/ 1- Mannion N/ 3- Smith D/ 11- Lee I/ 22- Nnaji Z/	2	02:38	2	00:00	02:38	8-4	4	6	0	1	2	1.0929



Washington at Arizona

03/08/20 McKale Center-Olson Court, Tucson
2019-20 Men's Basketball

Game Time: 3:00 AM
Game Duration: 1:59
Attendance: 13,604

Officials: Michael Greenstein, Greg Nixon, Deldre Carr

Washington

Lineup	Time	Score	Score Diff	Pts/Min	Reb	Stl	Tov	Ass	PPP
0- McDaniels J/ 5- Bey J/ 10- Hardy E/ 11- Carter N/ 33- Stewart I/	05:00	9-8	1	1.8000	3	1	3	1	0.9783
0- McDaniels J/ 5- Bey J/ 10- Hardy E/ 15- Tsohonis M/ 33- Stewart I/	04:35	12-10	2	2.6182	4	1	0	1	1.4085
0- McDaniels J/ 5- Bey J/ 10- Hardy E/ 11- Carter N/ 14- Timmins S/	04:16	5-5	0	1.1719	5	2	4	2	0.5297
0- McDaniels J/ 5- Bey J/ 10- Hardy E/ 13- Wright H/ 33- Stewart I/	04:00	2-5	-3	0.5000	4	0	1	0	0.3333
5- Bey J/ 11- Carter N/ 13- Wright H/ 15- Tsohonis M/ 33- Stewart I/	03:57	6-8	-2	1.5190	1	1	1	2	1.0000
0- McDaniels J/ 5- Bey J/ 13- Wright H/ 15- Tsohonis M/ 33- Stewart I/	03:40	6-9	-3	1.6364	2	2	2	1	0.8571
0- McDaniels J/ 10- Hardy E/ 11- Carter N/ 15- Tsohonis M/ 33- Stewart I/	02:09	4-2	2	1.8605	1	1	0	2	1.0000
0- McDaniels J/ 5- Bey J/ 15- Tsohonis M/ 21- Battle R/ 33- Stewart I/	02:07	6-3	3	2.8346	1	1	0	0	2.0000
5- Bey J/ 10- Hardy E/ 11- Carter N/ 13- Wright H/ 14- Timmins S/	02:04	3-1	2	1.4516	3	0	0	0	0.8721
0- McDaniels J/ 10- Hardy E/ 11- Carter N/ 13- Wright H/ 33- Stewart I/	01:47	0-3	-3	0.0000	1	0	1	0	0.0000
5- Bey J/ 11- Carter N/ 14- Timmins S/ 15- Tsohonis M/ 21- Battle R/	01:42	5-1	4	2.9412	1	1	0	1	2.5000
0- McDaniels J/ 10- Hardy E/ 13- Wright H/ 15- Tsohonis M/ 33- Stewart I/	01:20	3-1	2	2.2500	1	0	1	1	1.5000
0- McDaniels J/ 5- Bey J/ 10- Hardy E/ 21- Battle R/ 33- Stewart I/	01:15	4-3	1	3.2000	3	0	0	0	2.0000
0- McDaniels J/ 11- Carter N/ 15- Tsohonis M/ 21- Battle R/ 33- Stewart I/	00:48	2-0	2	2.5000	1	1	0	0	1.0000
0- McDaniels J/ 5- Bey J/ 11- Carter N/ 15- Tsohonis M/ 33- Stewart I/	00:37	2-2	0	3.2432	0	0	1	0	1.0638
5- Bey J/ 10- Hardy E/ 11- Carter N/ 15- Tsohonis M/ 33- Stewart I/	00:25	0-0	0	0.0000	0	0	0	0	0.0000
5- Bey J/ 11- Carter N/ 13- Wright H/ 14- Timmins S/ 15- Tsohonis M/	00:18	0-2	-2	0.0000	0	0	0	0	0.0000



Washington at Arizona

03/08/20 McKale Center-Olson Court, Tucson
2019-20 Men's Basketball

Game Time: 3:00 AM
Game Duration: 1:59
Attendance: 13,604

Officials: Michael Greenstein, Greg Nixon, Deldre Carr

Arizona

Lineup	Time	Score	Score Diff	Pts/Min	Reb	Stl	Tov	Ass	PPP
0- Green J/ 1- Mannion N/ 3- Smith D/ 13- Gettings S/ 22- Nnaji Z/	11:49	19-25	-6	1.6079	8	1	4	5	1.1256
0- Green J/ 1- Mannion N/ 3- Smith D/ 22- Nnaji Z/ 35- Koloko C/	04:02	8-3	5	1.9835	6	0	1	1	1.0929
0- Green J/ 1- Mannion N/ 3- Smith D/ 11- Lee I/ 22- Nnaji Z/	03:45	8-6	2	2.1333	6	0	2	2	0.8197
1- Mannion N/ 3- Smith D/ 10- Baker Jr. J/ 13- Gettings S/ 22- Nnaji Z/	03:40	6-6	0	1.6364	3	1	1	1	0.9677
1- Mannion N/ 3- Smith D/ 10- Baker Jr. J/ 22- Nnaji Z/ 35- Koloko C/	03:27	5-4	1	1.4493	3	1	1	2	1.0000
0- Green J/ 1- Mannion N/ 10- Baker Jr. J/ 13- Gettings S/ 22- Nnaji Z/	02:57	5-6	-1	1.6949	6	0	2	0	0.8865
0- Green J/ 1- Mannion N/ 3- Smith D/ 11- Lee I/ 13- Gettings S/	02:21	3-2	1	1.2766	2	1	1	1	0.7500
0- Green J/ 1- Mannion N/ 10- Baker Jr. J/ 22- Nnaji Z/ 35- Koloko C/	02:06	2-6	-4	0.9524	1	0	2	0	0.5000
0- Green J/ 1- Mannion N/ 3- Smith D/ 10- Baker Jr. J/ 22- Nnaji Z/	01:42	1-5	-4	0.5882	0	0	1	0	0.4098
0- Green J/ 1- Mannion N/ 10- Baker Jr. J/ 11- Lee I/ 13- Gettings S/	01:23	2-4	-2	1.4458	1	1	1	0	0.5000
0- Green J/ 1- Mannion N/ 10- Baker Jr. J/ 11- Lee I/ 22- Nnaji Z/	01:11	1-2	-1	0.8451	1	0	1	0	0.4098
0- Green J/ 1- Mannion N/ 3- Smith D/ 13- Gettings S/ 35- Koloko C/	01:10	3-0	3	2.5714	2	0	1	0	1.0000
0- Green J/ 1- Mannion N/ 3- Smith D/ 10- Baker Jr. J/ 11- Lee I/	00:27	0-0	0	0.0000	0	0	0	0	0.0000