



# UCLA MEN'S BASKETBALL

UCLA Athletic Communications / J.D. Morgan Center / 325 Westwood Plaza / Los Angeles, CA 90095  
Men's Basketball Contact: Alex Timiraos / atimiraos@athletics.ucla.edu / o: (310) 206-0524 / c: (310) 847-9231

## UCLA'S LEADING SCORERS

No.	Player	GP	GS	MPG	RPG	APG	PPG
3	Aaron Holiday	32	32	37.6	3.6	5.8	20.3
13	Kris Wilkes	32	32	29.7	5.0	1.7	13.8
40	Thomas Welsh	32	32	33.2	10.7	1.4	13.0
4	Jaylen Hands	30	14	25.3	3.9	2.7	10.1
23	Prince Ali	32	21	22.9	3.1	1.4	9.0

## 2017-18 SCHEDULE

### Exhibition Game

Nov. 1	Cal State L.A.	P12N	W	111-80
--------	----------------	------	---	--------

### November

Sat. 11	Georgia Tech <sup>1</sup>	ESPN	W	63-60
Wed. 15	Central Arkansas <sup>2</sup>	P12N (OT)	W	106-101
Fri. 17	South Carolina State <sup>2</sup>	P12N	W	96-68
Mon. 20	vs. Creighton <sup>3</sup>	ESPNU	L	89-100
Tue. 21	vs. Wisconsin <sup>3</sup>	ESPN3	W	72-70
Sun. 26	UC Irvine	P12N	W	87-63
Wed. 29	CSU Bakersfield	P12N	W	75-66

### December

Sun. 3	Detroit Mercy	P12N	W	106-73
Wed. 6	Montana	P12N	<i>Canceled (wildfires)</i>	
Sat. 9	at Michigan	CBS (OT)	L	69-78
Sat. 16	(25) Cincinnati	CBS	L	63-77
Tue. 19	South Dakota	P12N	W	85-82
Sat. 23	vs. (7) Kentucky <sup>4</sup>	CBS	W	83-75
Fri. 29	Washington State*	ESPN2	W	96-82
Sun. 31	Washington*	P12N	W	74-53

### January

Thu. 4	at Stanford*	FS1 (20T)	L	99-107
Sat. 6	at California*	P12N	W	107-84
Thu. 11	Utah*	ESPN2	W	83-64
Sat. 13	Colorado*	P12N	L	59-68
Thu. 18	at Oregon State*	FS1	L	63-69
Sat. 20	at Oregon*	ESPN	L	91-94
Thu. 25	California*	FS1	W	70-57
Sat. 27	Stanford*	P12N	W	89-73

### February

Sat. 3	USC*	ESPN2	W	82-79
Thu. 8	at (13) Arizona*	ESPN	W	82-74
Sat. 10	at Arizona State*	P12N	L	79-88
Thu. 15	Oregon State*	FS1	W	75-68
Sat. 17	Oregon*	ESPN (OT)	W	86-78
Thu. 22	at Utah*	ESPN	L	78-84
Sun. 25	at Colorado*	ESPNU	L	76-80

### March

Sat. 3	at USC*	ESPN	W	83-72
Thu. 8	vs. Stanford <sup>5</sup>	P12N	W	88-77
Fri. 9	vs. (15) Arizona <sup>5</sup>	P12N (OT)	L	67-78
Tue. 13	vs. St. Bonaventure <sup>6</sup>	truTV	6:10 p.m. (PT)	

\* Pac-12 Conference games

ranking in parenthesis indicate the preseason USA Today poll

1 Pac-12 China Game (in Shanghai)

This game took place Saturday, Nov. 11, in Shanghai. Adjusted for the time difference, that was on Friday evening in Los Angeles.

2 Hall of Fame Classic (games in Pauley Pavilion)

3 Hall of Fame Classic (at Sprint Center, Kansas City, Mo.)

4 CBS Sports Classic (at Smoothie King Center, New Orleans, La.)

5 Pac-12 Tournament (at T-Mobile Arena, Las Vegas)

6 NCAA Tournament (First Four, in Dayton, Ohio)

## UCLA ON SOCIAL MEDIA

Men's Basketball Twitter: @UCLAMB

Men's Basketball Instagram: @UCLAMB

Men's Basketball Snapchat: UCLAMB

Men's Basketball Facebook: /UCLAMensBasketball

UCLA Athletics Twitter: @UCLAathletics

UCLA Athletics Instagram: @UCLAathletics

UCLA Athletics Facebook: /UCLAathletics

#GoBruins

## UCLA IN THE 2018 NCAA TOURNAMENT

### No. 11-seed St. Bonaventure (25-7) vs. No. 11-seed UCLA (21-11)

Tuesday, March 13 – approximately 6:10 p.m. (PT) / 9:10 p.m. (ET) – TV: truTV  
Dayton, Ohio (UD Arena) – First Four – East Regional

### GAME INFORMATION

Venue:	UD Arena (13,409)
Game Time:	approximately 6:10 p.m. PT / 9:10 pm ET
Television:	truTV
TV Talent:	Spero Dedes, Len Elmore, Steve Smith Ros Gold-Onwude (sideline)
Radio (UCLA Sports Network):	AM 570 or AM 1150 Josh Lewin (play-by-play) Tracy Murray (analyst)



vs.



25-7, 14-4  
Atlantic 10

21-11, 11-7  
Pac-12

All-Time Series: UCLA leads, 2-0

### KEY NOTES ABOUT UCLA

- UCLA will make its 49th appearance in the NCAA Tournament and its 11th trip to the national tournament in 14 seasons. The Bruins have compiled a 21-11 overall record after having gone 11-7 in the Pac-12 Conference (tied, third place). Last week, UCLA defeated Stanford before losing to Arizona in overtime in the semifinals of the Pac-12 Tournament.
- The Bruins are entering this season's NCAA Tournament having won eight of their last 12 games. Through games played Sunday, March 11, UCLA ranked No. 31 in the nation in rebounds per game (38.8) and No. 44 in three-point field goal percentage (38.3%). The Bruins continue to lead the Pac-12 Conference in each of those categories.
- Now in his fifth season as UCLA's head coach, Steve Alford guided the Bruins to three Sweet 16 appearances in his first four seasons in Westwood. This will mark Coach Alford's fourth appearance in the NCAA Tournament while at UCLA and his 11th tournament berth at the NCAA Division I level. Alford has led UCLA to at least 21 victories in four of his five seasons.
- Most recently, Aaron Holiday scored a career-high 34 points in back-to-back games – at USC (March 3) in the Bruins' regular-season finale and versus Stanford (March 8) before logging 15 points in a semifinal loss to Arizona (March 9). UCLA lost to top-seeded Arizona in overtime on Friday, 78-67, after tying the game in the final 10 seconds of the second half.
- The Bruins posted a 14-2 mark at home this season, with their only losses in Pauley Pavilion coming against No. 25 Cincinnati (Dec. 16) and to Colorado (Jan. 13). Away from home, UCLA compiled a 7-9 mark with four of those victories coming on a neutral court. UCLA will enter the NCAA Tournament having played its last five games away from home.
- Aaron Holiday (20.3 ppg, 5.8 apg) secured first-team All-Pac-12 honors and All-Defensive Team acclaim and Thomas Welsh (13.0 ppg, 10.7 rpg) was named a second-team All-Pac-12 selection (10-man first team, five-person second team). Kris Wilkes (13.8 ppg, 5.0 rpg) was one of five student-athletes to secure Pac-12 All-Freshman Team acclaim.

### HOLIDAY'S HIGHLIGHTS

Aaron Holiday enters the NCAA Tournament as the Pac-12's leading scorer (20.3 ppg) and ranks No. 2 in the league in assists per game (5.8). He led all Pac-12 players in scoring in conference play (21.7 ppg, 18 games). Holiday totaled 30 or more points in four games and reached the 20-point plateau in 18 of the Bruins' 32 games. He had entered his junior season having scored 20 or more points in three previous games (all in 2016-17). He currently ranks sixth among Pac-12 players in 3-point percentage (43.3%), third in most 3-pointers made (84), fourth in free throws made (157) and fourth in free throw attempts (190). Among players in the "Power 6" conferences, only Holiday and Oklahoma guard Trae Young rank among the top two in their league in both scoring and assists (through Saturday, March 10).

### Pac-12 Players Averaging at Least 20.0 Points and 5.0 Assists per Game (since 1983-84)

Name (School)	Season	Games	PPG	APG	FG Pct.
Aaron Holiday (UCLA)	2017-18	32	20.3	5.8	46.3%
Markelle Fultz (Washington)	2016-17	25	23.2	5.9	47.6%
Jason Terry (Arizona)*	1998-99	29	21.0	5.5	44.3%
Damon Stoudamire (Arizona)*^	1994-95	30	22.8	7.3	47.6%
Terrell Brandon (Oregon)*	1990-91	28	26.6	5.0	49.1%
Gary Payton (Oregon State)*	1989-90	29	25.7	8.1	50.4%
Gary Payton (Oregon State)	1988-89	30	20.1	8.1	47.5%

\* named the Pac-10 Player of the Year (\*^ or co-Player of the Year)

**20 AND 5:** Since the Pac-12 began to regularly record assists (1983-84), five players have registered at least 20 points and five assists per game. Holiday could become the sixth player if his pace continues. No UCLA player has averaged at least 20 points per game through a full season since 1994-95 (Ed O'Bannon, 20.4 ppg as a senior, leading UCLA to the NCAA title).

**MOST SINCE:** No UCLA guard has registered 19.0 ppg or more in a season since Reggie Miller averaged 22.3 ppg as a senior in 1986-87. Bill Walton (1973-74) is the only previous UCLA player to have logged at least 19.0 ppg and 5.0 apg in one season. As a senior in 1974, Walton registered 19.3 points, 14.7 rebounds and 5.5 assists per game.

**30-POINT CLUB:** Holiday has become the third UCLA player in the last 35 seasons (1983-84 through 2017-18) to have scored at least 30 points in four or more games in a single season. Don MacLean had six games of 30-plus points in 1990-91 (and three such games in 1989-90). Reggie Miller had eight games of 30 or more points in 1985-86 and 1986-87.

**WINNING SHOTS:** Holiday's game-winning layup with 0.9 seconds to play helped UCLA edge Wisconsin, 72-70, in Kansas City, Mo., on Nov. 21. UCLA trailed the Badgers, 65-59, with 3:30 to play before Holiday scored the Bruins' final 10 points. He scored six of UCLA's final 10 points in the Bruins' 83-75 win over Kentucky in New Orleans (Dec. 23). Likewise, Holiday scored the Bruins' last nine points in the team's 83-72 win at crosstown rival USC on Saturday, March 3.



# 2018 NCAA DIVISION I MEN'S BASKETBALL CHAMPIONSHIP BRACKET

**First Round** MARCH 15-16 | **Second Round** MARCH 17-18 | **Regional Semifinals** MARCH 22-23 | **National Semifinals** MARCH 31 | **Regional Finals** MARCH 24-25 | **Regional Semifinals** MARCH 17-18 | **First Round** MARCH 15-16

## FIRST FOUR

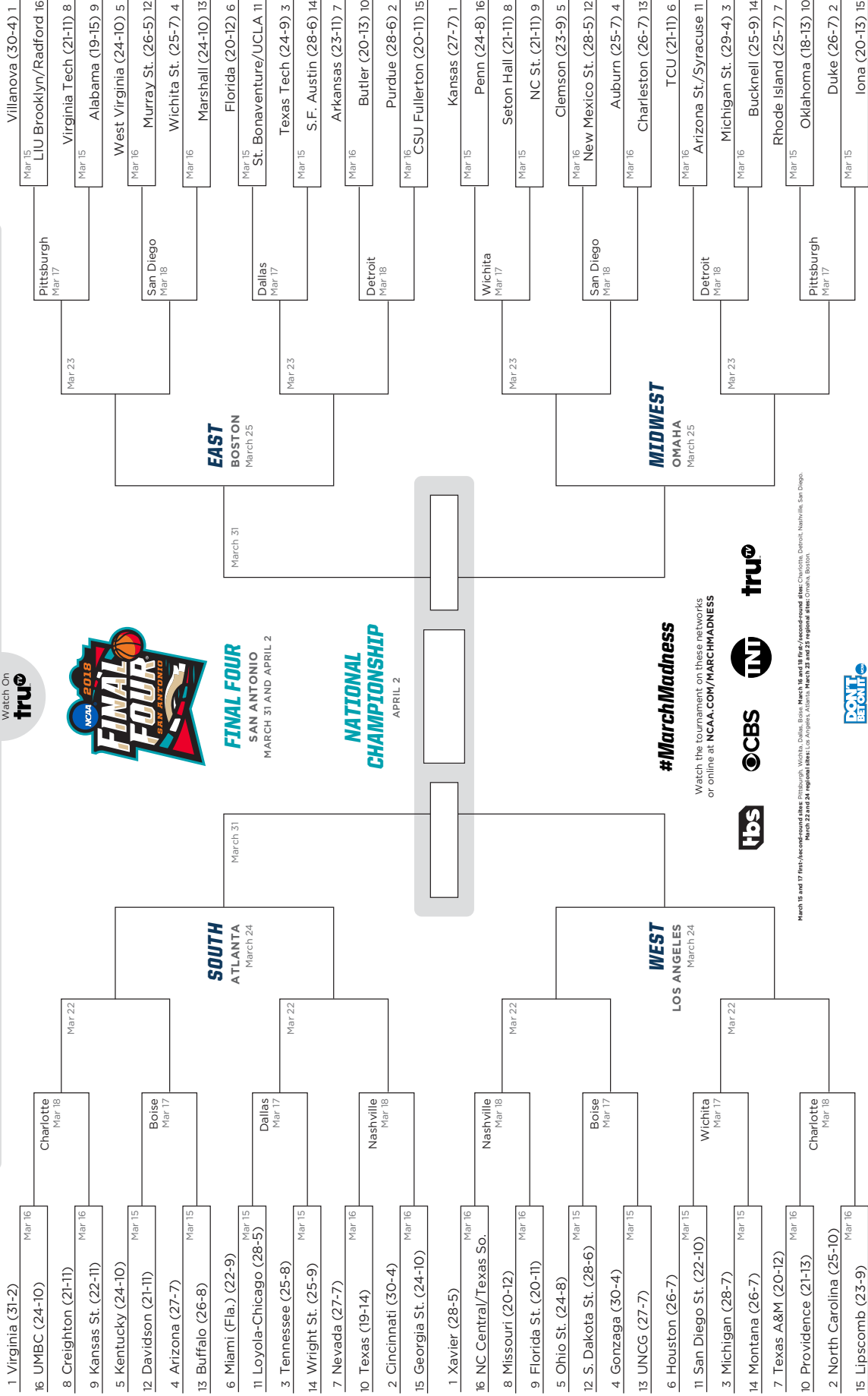
**16** LIU Brooklyn (18-16) Mar 13 | **11** St. Bonaventure (25-7) Mar 13 | **W** Mar 14 | **NC Central** (19-15) 16 | **Arizona St.** (20-11) 11  
**16** Radford (22-12) Mar 13 | **11** UCLA (21-11) Mar 13 | **E** Mar 13 | **Texas Southern** (15-19) 16 | **MW** Mar 14 | **Syracuse** (20-13) 11

Watch On **truTV**



**FINAL FOUR**  
SAN ANTONIO  
MARCH 31 AND APRIL 2

**NATIONAL CHAMPIONSHIP**  
APRIL 2



**#MarchMadness**

Watch the tournament on these networks or online at [NCAA.COM/MARCHMADNESS](http://NCAA.COM/MARCHMADNESS)



March 15 and 17: First-round games. March 16 and 18: Second-round games. March 22 and 23: Regional semifinals. March 24 and 25: Regional finals. March 31 and April 2: National semifinals and championship game.



The NCAA opposes all forms of sports wagering.

**2017-18 POINTS-REBOUNDS-ASSISTS**

<b>OPPONENT</b>	<b>P. ALI</b>	<b>A. DODSON</b>	<b>G. GOLOMAN</b>	<b>J. HANDS</b>	<b>A. HOLIDAY</b>	<b>I. OKWARABIZIE</b>
Georgia Tech (Nov. 11)	1-2-2	DNP	4-6-0	14-4-1	11-3-7	DNP
Central Arkansas (Nov. 15)	12-0-2	DNP	8-0-1	10-7-6	24-6-5	DNP
South Carolina State (Nov. 17)	5-2-1	DNP	8-7-2	22-3-4	8-2-4	0-0-0
vs. Creighton (Nov. 20)	18-3-3	DNP	2-4-1	4-3-2	25-2-7	DNP
vs. Wisconsin (Nov. 21)	10-1-1	DNP	11-5-1	10-2-3	18-2-5	DNP
UC Irvine (Nov. 26)	21-4-1	0-1-0	12-7-1	DNP	16-4-7	2-3-0
CSU Bakersfield (Nov. 29)	6-3-2	DNP	10-6-1	7-4-4	16-7-6	DNP
Detroit Mercy (Dec. 3)	20-3-4	0-1-0	5-5-5	23-9-4	14-4-3	4-3-0
at Michigan (Dec. 9)	3-5-0	DNP	7-4-3	4-5-1	27-4-7	DNP
Cincinnati (Dec. 16)	8-1-0	DNP	3-3-1	14-4-1	17-0-3	0-0-0
South Dakota (Dec. 19)	7-4-4	DNP	12-7-2	12-4-2	15-5-5	DNP
vs. Kentucky (Dec. 23)	12-3-0	DNP	2-7-2	14-2-2	20-3-8	0-1-0
Washington State (Dec. 29)	3-0-3	DNP	9-4-1	19-3-4	33-11-4	DNP
Washington (Dec. 31)	12-3-1	DNP	7-6-0	6-3-2	14-7-5	DNP
at Stanford (Jan. 4)	16-4-0	DNP	14-2-0	7-4-3	31-1-3	0-2-0
at California (Jan. 6)	15-1-2	DNP	9-2-1	11-2-8	21-3-5	0-0-0
Utah (Jan. 11)	13-9-3	DNP	7-1-0	12-5-1	20-1-6	DNP
Colorado (Jan. 13)	3-4-2	DNP	6-4-1	8-2-0	10-4-4	DNP
at Oregon State (Jan. 18)	2-2-0	DNP	2-2-0	4-3-2	22-3-3	DNP
at Oregon (Jan. 20)	10-0-1	DNP	4-2-2	12-5-4	14-1-5	DNP
California (Jan. 25)	5-5-2	DNP	2-4-3	14-6-1	21-4-6	DNP
Stanford (Jan. 27)	16-3-0	DNP	5-3-0	9-3-10	21-2-8	DNP
USC (Feb. 3)	0-1-1	DNP	9-3-0	9-4-4	23-6-9	DNP
at Arizona (Feb. 8)	9-5-2	DNP	16-4-2	11-4-1	17-1-8	DNP
at Arizona State (Feb. 10)	8-3-0	DNP	11-7-3	9-3-1	20-1-5	DNP
Oregon State (Feb. 15)	11-3-1	DNP	8-5-1	6-8-0	17-1-10	DNP
Oregon (Feb. 17)	11-8-1	DNP	5-2-1	8-5-3	29-5-6	DNP
at Utah (Feb. 22)	5-3-0	DNP	10-5-1	9-4-5	23-4-7	DNP
at Colorado (Feb. 25)	11-5-2	DNP	9-6-0	6-5-0	21-6-6	DNP
at USC (March 3)	2-4-1	DNP	5-9-2	DNP	34-5-7	DNP
vs. Stanford	8-5-2	DNP	2-3-1	2-0-0	34-7-8	DNP
vs. Arizona	5-1-1	DNP	9-3-0	6-2-1	15-1-3	DNP

**2017-18 POINTS-REBOUNDS-ASSISTS**

<b>OPPONENT</b>	<b>A. OLESINSKI</b>	<b>C. SMITH</b>	<b>J. WALLACE</b>	<b>T. WELSH</b>	<b>K. WILKES</b>	<b>A. WULFF</b>	<b>I. WULFF</b>
Georgia Tech (Nov. 11)	5-2-0	0-1-0	DNP	10-8-0	18-4-1	DNP	DNP
Central Arkansas (Nov. 15)	10-7-1	6-6-1	DNP	16-11-3	20-12-0	DNP	DNP
South Carolina State (Nov. 17)	8-10-2	15-3-3	DNP	13-15-2	14-6-1	3-0-1	DNP
vs. Creighton (Nov. 20)	2-2-0	7-1-0	DNP	16-13-3	15-6-1	DNP	DNP
vs. Wisconsin (Nov. 21)	6-2-1	2-1-0	DNP	11-8-1	4-4-1	DNP	DNP
UC Irvine (Nov. 26)	5-6-0	4-2-1	0-0-0	13-13-2	14-6-0	0-0-0	0-0-0
CSU Bakersfield (Nov. 29)	8-4-0	4-1-0	DNP	13-10-0	11-7-2	DNP	DNP
Detroit Mercy (Dec. 3)	7-3-0	14-1-1	0-1-0	8-9-0	9-6-3	0-0-0	2-0-0
at Michigan (Dec. 9)	0-2-0	0-6-0	DNP	22-10-1	6-3-1	0-0-0	DNP
Cincinnati (Dec. 16)	5-7-0	0-0-0	DNP	4-9-4	12-8-2	DNP	DNP
South Dakota (Dec. 19)	5-2-2	10-1-1	DNP	19-11-4	5-3-2	DNP	DNP
vs. Kentucky (Dec. 23)	2-4-0	0-0-0	DNP	13-11-1	20-5-1	DNP	DNP
Washington State (Dec. 29)	2-4-0	4-1-0	DNP	12-14-3	14-5-1	DNP	DNP
Washington (Dec. 31)	2-0-0	2-3-1	DNP	7-12-1	21-5-1	3-0-0	DNP
at Stanford (Jan. 4)	3-8-1	2-4-0	DNP	8-10-1	18-3-2	DNP	DNP
at California (Jan. 6)	14-6-0	2-2-0	DNP	19-14-2	16-3-4	0-0-0	DNP
Utah (Jan. 11)	3-3-0	0-1-0	DNP	7-6-1	19-4-1	2-0-0	DNP
Colorado (Jan. 13)	2-4-1	0-3-3	DNP	20-8-1	10-9-1	DNP	DNP
at Oregon State (Jan. 18)	5-4-0	9-2-0	DNP	10-13-0	9-4-5	DNP	DNP
at Oregon (Jan. 20)	8-3-2	5-3-1	DNP	17-10-1	21-3-2	DNP	DNP
California (Jan. 25)	2-3-0	9-0-1	DNP	7-5-1	10-7-2	DNP	DNP
Stanford (Jan. 27)	5-2-0	2-2-1	DNP	13-10-0	18-5-0	DNP	DNP
USC (Feb. 3)	3-3-3	4-2-0	DNP	21-8-2	13-5-0	DNP	DNP
at Arizona (Feb. 8)	2-4-1	2-0-0	DNP	11-12-0	14-1-1	DNP	DNP
at Arizona State (Feb. 10)	2-1-0	4-3-0	DNP	14-8-2	11-7-0	DNP	DNP
Oregon State (Feb. 15)	4-8-0	4-0-0	DNP	15-17-0	10-5-4	DNP	DNP
Oregon (Feb. 17)	0-2-0	0-0-0	DNP	14-14-4	19-5-3	DNP	DNP
at Utah (Feb. 22)	5-7-0	3-4-0	DNP	15-7-0	8-3-2	DNP	DNP
at Colorado (Feb. 25)	4-3-0	0-0-0	DNP	5-10-1	20-3-3	DNP	DNP
at USC (March 3)	5-4-0	5-3-2	DNP	7-9-0	22-4-3	3-0-1	DNP
vs. Stanford	7-3-0	8-3-1	DNP	18-11-2	9-3-0	0-0-0	DNP
vs. Arizona	0-1-1	3-2-0	DNP	17-17-3	12-5-3	DNP	DNP

## 2017-18 STARTING LINEUPS & STAT LEADERS

### STARTING LINEUPS

DATE	OPPONENT	W/L	SCORE					
11/11/17	Georgia Tech <sup>1</sup>	W	63-60	Aaron Holiday	Jaylen Hands	Kris Wilkes	G.G. Goloman	Thomas Welsh
11/15/17	Central Arkansas	W (OT)	106-101	Aaron Holiday	Jaylen Hands	Kris Wilkes	G.G. Goloman	Thomas Welsh
11/17/17	South Carolina State	W	96-68	Aaron Holiday	Jaylen Hands	Kris Wilkes	G.G. Goloman	Thomas Welsh
11/20/17	vs. Creighton <sup>2</sup>	L	89-100	Aaron Holiday	Jaylen Hands	Kris Wilkes	G.G. Goloman	Thomas Welsh
11/21/17	vs. Wisconsin <sup>2</sup>	W	72-70	Aaron Holiday	Jaylen Hands	Kris Wilkes	G.G. Goloman	Thomas Welsh
11/26/17	UC Irvine	W	87-63	Aaron Holiday	Prince Ali	Kris Wilkes	G.G. Goloman	Thomas Welsh
11/29/17	CSU Bakersfield	W	75-66	Aaron Holiday	Prince Ali	Kris Wilkes	G.G. Goloman	Thomas Welsh
12/03/17	Detroit Mercy	W	106-73	Aaron Holiday	Prince Ali	Kris Wilkes	G.G. Goloman	Thomas Welsh
12/09/17	at Michigan	L (OT)	69-78	Aaron Holiday	Prince Ali	Kris Wilkes	G.G. Goloman	Thomas Welsh
12/16/17	Cincinnati	L	63-77	Aaron Holiday	Prince Ali	Kris Wilkes	G.G. Goloman	Thomas Welsh
12/19/17	South Dakota	W	85-82	Aaron Holiday	Prince Ali	Kris Wilkes	G.G. Goloman	Thomas Welsh
12/23/17	vs. Kentucky <sup>3</sup>	W	83-75	Aaron Holiday	Prince Ali	Kris Wilkes	G.G. Goloman	Thomas Welsh
12/29/17	Washington State*	W	96-82	Aaron Holiday	Prince Ali	Kris Wilkes	G.G. Goloman	Thomas Welsh
12/31/17	Washington*	W	74-53	Aaron Holiday	Prince Ali	Kris Wilkes	G.G. Goloman	Thomas Welsh
01/04/18	at Stanford*	L (2OT)	99-107	Aaron Holiday	Prince Ali	Kris Wilkes	G.G. Goloman	Thomas Welsh
01/06/08	at California*	W	107-84	Aaron Holiday	Prince Ali	Kris Wilkes	G.G. Goloman	Thomas Welsh
01/11/18	Utah*	W	83-64	Aaron Holiday	Prince Ali	Kris Wilkes	G.G. Goloman	Thomas Welsh
01/13/18	Colorado*	L	59-68	Aaron Holiday	Prince Ali	Kris Wilkes	G.G. Goloman	Thomas Welsh
01/18/18	at Oregon State*	L	63-69	Aaron Holiday	Prince Ali	Kris Wilkes	G.G. Goloman	Thomas Welsh
01/20/18	at Oregon*	L	91-94	Aaron Holiday	Prince Ali	Kris Wilkes	G.G. Goloman	Thomas Welsh
01/25/18	California*	W	70-57	Aaron Holiday	Jaylen Hands	Prince Ali	Kris Wilkes	Thomas Welsh
01/27/18	Stanford*	W	89-73	Aaron Holiday	Jaylen Hands	Prince Ali	Kris Wilkes	Thomas Welsh
02/03/18	USC*	W	82-79	Aaron Holiday	Jaylen Hands	Prince Ali	Kris Wilkes	Thomas Welsh
02/08/18	at Arizona*	W	82-74	Aaron Holiday	Jaylen Hands	Kris Wilkes	G.G. Goloman	Thomas Welsh
02/10/18	at Arizona State*	L	79-88	Aaron Holiday	Jaylen Hands	Kris Wilkes	G.G. Goloman	Thomas Welsh
02/15/18	Oregon State*	W	75-68	Aaron Holiday	Jaylen Hands	Kris Wilkes	G.G. Goloman	Thomas Welsh
02/17/18	Oregon*	W (OT)	86-78	Aaron Holiday	Jaylen Hands	Kris Wilkes	G.G. Goloman	Thomas Welsh
02/22/18	at Utah*	L	78-84	Aaron Holiday	Jaylen Hands	Kris Wilkes	G.G. Goloman	Thomas Welsh
02/25/18	at Colorado*	W	76-80	Aaron Holiday	Jaylen Hands	Kris Wilkes	G.G. Goloman	Thomas Welsh
03/03/18	at USC*	W	83-72	Aaron Holiday	Prince Ali	Kris Wilkes	G.G. Goloman	Thomas Welsh
03/08/18	vs. Stanford <sup>4</sup>	W	88-77	Aaron Holiday	Prince Ali	Kris Wilkes	G.G. Goloman	Thomas Welsh
03/09/18	vs. Arizona <sup>4</sup>	L (OT)	67-78	Aaron Holiday	Prince Ali	Kris Wilkes	G.G. Goloman	Thomas Welsh

1 Pac-12 China Game (Shanghai, China)

2 Hall of Fame Classic (Kansas City, Mo.)

3 CBS Sports Classic (New Orleans, La.)

4 Pac-12 Tournament (Las Vegas, Nev.)

\* Pac-12 Conference game

### STATISTICAL LEADERS

DATE	OPPONENT	W/L	SCORE	POINTS	REBOUNDS	ASSISTS	STEALS	BLOCKS
11/11/17	Georgia Tech <sup>1</sup>	W	63-60	Wilkes 18	Welsh 8	Holiday 7	Hands, Welsh 2	Welsh 3
11/15/17	Central Arkansas	W (OT)	106-101	Holiday 24	Wilkes 12	Hands 6	Holiday 5	Wilkes 3
11/17/17	South Carolina State	W	96-68	Hands 22	Welsh 15	Hands, Holiday 4	Ali, Hands 2	Olesinski, Welsh 2
11/20/17	vs. Creighton <sup>2</sup>	L	89-100	Holiday 25	Welsh 13	Holiday 7	Holiday, Wilkes 2	Welsh 2
11/21/17	vs. Wisconsin <sup>2</sup>	W	72-70	Holiday 18	Welsh 8	Holiday 5	Holiday 3	Goloman, Smith 1
11/26/17	UC Irvine	W	87-63	Ali 21	Welsh 13	Holiday 7	Holiday, Smith 2	five players 1
11/29/17	CSU Bakersfield	W	75-66	Holiday 16	Welsh 10	Holiday 6	Holiday 2	Wilkes 2
12/03/17	Detroit Mercy	W	106-73	Hands 23	Hands, Welsh 9	Goloman 5	Ali, Hands 2	Welsh 2
12/09/17	at Michigan	L (OT)	69-78	Holiday 27	Welsh 10	Holiday 7	Ali, Holiday 1	Welsh 1
12/14/17	Cincinnati	L	63-77	Holiday 17	Welsh 9	Welsh 4	Hands, Wilkes 1	Wilkes 2
12/17/17	South Dakota	W	85-82	Welsh 19	Welsh 11	Holiday 5	Ali, Holiday 2	Welsh 3
12/21/17	vs. Kentucky <sup>3</sup>	W	83-75	Holiday, Wilkes 20	Welsh 11	Holiday 8	Welsh 3	Goloman 2
12/29/17	Washington State*	W	96-82	Holiday 33	Welsh 14	Hands, Holiday 4	Holiday, Goloman 1	Goloman 2
12/31/17	Washington*	W	74-53	Wilkes 21	Welsh 12	Holiday 5	Ali, Wilkes 2	Goloman 3
01/04/18	at Stanford*	L (2OT)	99-107	Holiday 31	Welsh 10	Hands, Holiday 3	Holiday 3	three players 1
01/06/18	at California*	W	107-84	Holiday 21	Welsh 14	Hands 8	Hands 3	Goloman 3
01/11/18	Utah*	W	83-64	Holiday 20	Ali 9	Holiday 6	Wilkes 4	— 0
01/13/18	Colorado*	L	59-68	Welsh 20	Wilkes 9	Holiday 4	Hands 3	Holiday, Smith, Wilkes 1
01/18/18	at Oregon State*	L	63-69	Holiday 22	Welsh 13	Wilkes 5	five players 1	Goloman 2
01/20/18	at Oregon*	L	91-94	Wilkes 21	Welsh 10	Holiday 5	Goloman, Wilkes 2	Wilkes 2
01/25/18	California*	W	70-57	Holiday 21	Wilkes 7	Holiday 6	Smith 2	Goloman, Welsh 1
01/27/18	Stanford*	W	89-73	Holiday 21	Welsh 10	Hands 10	Welsh 3	Goloman, Welsh 2
02/03/18	USC*	W	82-79	Holiday 23	Welsh 8	Holiday 9	Hands, Holiday, Wilkes 1	Goloman 2
02/08/18	at Arizona*	W	82-74	Holiday 17	Welsh 12	Holiday 8	Goloman, Holiday 2	Goloman 2
02/10/18	at Arizona State*	L	79-88	Holiday 20	Welsh 8	Holiday 5	Goloman 2	four players 1
02/15/18	Oregon State*	W	75-68	Holiday 17	Welsh 17	Holiday 10	Hands 2	Welsh 2
02/17/18	Oregon*	W	86-78	Holiday 29	Welsh 14	Holiday 6	Olesinski 2	Welsh 2
02/22/18	at Utah*	L	78-84	Holiday 23	Olesinski, Welsh 7	Holiday 7	Hands, Holiday 2	Goloman, Olesinski 1
02/25/18	at Colorado*	L	76-80	Holiday 21	Welsh 10	Holiday 6	Holiday 2	Goloman 2
03/03/18	at USC*	W	83-72	Holiday 34	Goloman, Welsh 9	Holiday 7	Ali, Wilkes 1	Goloman 4
03/08/18	vs. Stanford <sup>4</sup>	W	88-77	Holiday 34	Welsh 11	Holiday 8	Holiday, Olesinski 2	Goloman 1
03/09/18	vs. Arizona <sup>4</sup>	L (OT)	67-78	Welsh 17	Welsh 17	three players 3	Hands, Welsh 1	Welsh 1

1 Pac-12 China Game (Shanghai, China)

2 Hall of Fame Classic (Kansas City, Mo.)

3 CBS Sports Classic (New Orleans, La.)

4 Pac-12 Tournament (Las Vegas, Nev.)

\* Pac-12 Conference game

## MEDIA INFORMATION

### UCLA Athletic Communications

J.D. Morgan Center, Suite 128

325 Westwood Plaza, Los Angeles, CA 90095

Men's Basketball Contact	Alex Timiraos
Office Phone	(310) 206-0524
Cell Phone	(310) 847-9231
Fax	(310) 825-8664
E-mail	atimiraos@athletics.ucla.edu
Website	www.uclabruins.com

### Media Availability

Weekly media availability typically takes place Tuesday afternoons, prior to practice (in either the Mo Ostin Basketball Center or Pauley Pavilion). Players are available to the media after Steve Alford speaks. Members of the media are welcome to observe and record the first 15 minutes of practice those days. Media availability is not open to the public.

### Credentials

Admission to the press seating and media room is by credential only. All credential requests should be made through UCLA's credential website at least two days prior to the game. Website address and instructions can be obtained by emailing Alex Timiraos (atimiraos@athletics.ucla.edu). Members of the media covering UCLA should request credentials for road games through Timiraos (via email, or phone at 310-206-0524).

### Credential Pickup

Credentials are available during the week at the Athletic Communications Office. Credentials not claimed prior to game day will be available at Pauley Pavilion's "Will Call" window (Northwest corner of the arena). The media will call window and entrance opens two hours prior to tip-off.

### Media Seating

A press pass enables entrance at Pauley Pavilion's Northwest media gate (across from the intramural field). Press seating is located in the upper level (Section 215) of the arena's south side (opposite team benches). Pauley Pavilion's media workroom is located in the Southeast corner of the building on the event level, adjacent to the Southeast elevator.

### Postgame Procedure

Steve Alford and selected players will be available to the media in Pauley Pavilion's media room following a 10-minute cooling off period after each game. UCLA's locker room is closed to the media. To access the media room during or after the game, follow the stairwell down to the court and proceed to the southeast corner (elevator access available at the arena's southeast corner). The visiting team's head coach will be available following a 10-minute cooling off period outside the visiting locker room (northwest corner, event level).

## QUICK FACTS

### School Information

Founded	1919
Enrollment	44,947
Nickname	Bruins
Colors	Blue and Gold
Home Arena (capacity)	Pauley Pavilion (13,800)
Affiliation	NCAA Division I
Conference	Pac-12
Chancellor	Gene Block
Director of Athletics	Dan Guerrero
Athletic Dept. Phone	(310) 825-8699
Ticket Office Phone	(310) 825-2101

### Men's Basketball History

First Season	1919-20
All-Time Record	1875-839 (.691)
NCAA Tournament Appearances	49
NCAA Final Four Appearances	18
NCAA Championships	11
Regular-Season Conference Titles	31

### Team Information

2016-17 Record	31-5
2016-17 Pac-12 Record (finish)	15-3 (3rd)
2016-17 Home/Road/Neutral	16-1/8-2/7-2
2016-17 Final Ranking (AP)	No. 8
2016-17 Final Ranking (USA Today)	No. 9
Lettermen Returning/Lost	7/6
Starters Returning/Lost	1/4
2017-18 Newcomers	7
Head Coach	Steve Alford (5th year at UCLA)
Coach Alford at UCLA	117-56 (5th season)
Coach Alford Overall	580-291 (27th season)
Associate Head Coach	Duane Broussard (5th year)
Assistant Coach	David Grace (5th year)
Assistant Coach	Tyus Edney (1st year)

## 2017-18 UCLA NUMERICAL ROSTER

No.	Name	Yr.	Pos.	Ht.	Wt.	Hometown (Previous School)
0	Alex Olesinski	R-So.	F	6-10	220	Roswell, N.M. (La Lumiere School [IN])
2	Cody Riley	Fr.	F	6-10	260	Kansas City, Kan. (Sierra Canyon HS [CA])
3	Aaron Holiday	Jr.	G	6-1	185	Chatsworth, Calif. (Campbell Hall HS)
4	Jaylen Hands	Fr.	G	6-3	175	San Diego, Calif. (Foothills Christian HS)
5	Chris Smith	Fr.	G	6-9	200	Chicago, Ill. (Huntington Prep [WV])
10	Isaac Wulff	So.	G	6-3	180	Laguna Beach, Calif. (Laguna Beach HS)
13	Kris Wilkes	Fr.	G	6-8	195	Indianapolis, Ind. (North Central HS)
14	György "G.G." Goloman	Sr.	F	6-11	225	Körmend, Hungary (The Sagemont School [FL])
21	Alec Wulff	Sr.	G	6-3	190	Laguna Beach, Calif. (Laguna Beach HS)
22	Armani Dodson	So.	G	6-5	200	Fontana, Calif. (Kaiser HS)
23	Prince Ali	R-So.	G	6-3	190	The Bronx, N.Y. (The Sagemont School [FL])
24	Jalen Hill	Fr.	F	6-10	230	Corona, Calif. (Centennial HS)
30	Joseph Wallace	Fr.	G	6-2	185	Woodland Hills, Calif. (Sierra Canyon HS)
34	Ikenna Okwarabizie	Sr.	C	6-9	255	Lagos, Nigeria (Tyler Junior College [TX])
40	Thomas Welsh	Sr.	C	7-0	255	Redondo Beach, Calif. (Loyola HS)

## 2017-18 UCLA ALPHABETICAL ROSTER

No.	Name	Yr.	Pos.	Ht.	Wt.	Hometown (Previous School)
23	Prince Ali	R-So.	G	6-3	190	The Bronx, N.Y. (The Sagemont School [FL])
22	Armani Dodson	So.	G	6-5	200	Fontana, Calif. (Kaiser HS)
14	György "G.G." Goloman	Sr.	F	6-11	225	Körmend, Hungary (The Sagemont School [FL])
4	Jaylen Hands	Fr.	G	6-3	175	San Diego, Calif. (Foothills Christian HS)
24	Jalen Hill	Fr.	F	6-10	230	Corona, Calif. (Centennial HS)
3	Aaron Holiday	Jr.	G	6-1	185	Chatsworth, Calif. (Campbell Hall HS)
34	Ikenna Okwarabizie	Sr.	C	6-9	255	Lagos, Nigeria (Tyler Junior College [TX])
0	Alex Olesinski	R-So.	F	6-10	220	Roswell, N.M. (La Lumiere School [IN])
2	Cody Riley	Fr.	F	6-10	260	Kansas City, Kan. (Sierra Canyon HS [CA])
5	Chris Smith	Fr.	G	6-9	200	Chicago, Ill. (Huntington Prep [WV])
30	Joseph Wallace	Fr.	G	6-2	185	Woodland Hills, Calif. (Sierra Canyon HS)
40	Thomas Welsh	Sr.	C	7-0	255	Redondo Beach, Calif. (Loyola HS)
13	Kris Wilkes	Fr.	G	6-8	195	Indianapolis, Ind. (North Central HS)
21	Alec Wulff	Sr.	G	6-3	190	Laguna Beach, Calif. (Laguna Beach HS)
10	Isaac Wulff	So.	G	6-3	180	Laguna Beach, Calif. (Laguna Beach HS)

## COACHING STAFF

Steve Alford	Head Coach (5th season)	Indiana '87
	<i>The Michael Price Family UCLA Men's Basketball Head Coach</i>	
Duane Broussard	Associate Head Coach (5th season)	Bradley '93
David Grace	Assistant Coach (5th season)	Park '03
Tyus Edney	Assistant Coach (1st season)	UCLA '97

## SUPPORT STAFF

Kory Barnett	Director of Operations	Indiana '12
Doug Erickson	Director of Administration	San Jose State '90
Kory Alford	Video Coordinator	UCLA '15
Wes Long	Athletic Performance Coach	Texas '03
Briana Walker	Staff Associate	Florida State '09
Shane Besedick	Athletic Trainer	Long Beach State '08
Kenny Simpson	Equipment Manager	N.C. State '07
Veronica Rodriguez-Mora	Academic Advisor	NYU '02
Alex Timiraos	Athletic Communications	Boston College '06

## PRONUNCIATION GUIDE

Alford (ALL-ferd)
Ali (ah-LEE)
Broussard (bru-SARD)
G.G. Goloman (G.G. GOH-lo-mun)
Ikenna Okwarabizie (ee-KAY-nuh oak-war-uh-BEE-zee-eh)
Olesinski (oll-eh-SHIN-skee)
Wulff (WOLF)

**AP POLL**  
(Week 18 – March 5, 2018)

RK	TEAM	RECORD	PTS
1	Virginia (65)	28-2	1,625
2	Villanova	27-4	1,516
3	Xavier	27-4	1,510
4	Michigan State	29-4	1,346
5	Duke	25-6	1,340
6	Gonzaga	28-4	1,254
7	Michigan	28-7	1,231
8	Cincinnati	27-4	1,213
9	Kansas	24-7	1,129
10	Purdue	28-6	1,096
11	Wichita State	24-6	861
12	North Carolina	22-9	852
13	Tennessee	23-7	825
14	Texas Tech	23-8	784
15	Arizona	24-7	739
16	Auburn	25-6	692
17	Ohio State	24-8	603
18	West Virginia	22-9	486
19	Clemson	22-8	422
20	Saint Mary's	28-4	385
21	Houston	24-6	247
22	Nevada	26-6	218
23	Florida	20-11	192
24	Miami	22-8	191
25	Rhode Island	23-6	86

Also receiving votes: St. Bonaventure (72), Kentucky (66), TCU (45), Loyola-Chicago (43), Virginia Tech (15), Seton Hall (10), Middle Tennessee (9), Creighton (8), Arkansas (4), N.C. State (2), Nebraska (2), Kansas State (2), Buffalo (1), New Mexico State (1), Texas A&M (1), Florida State (1).

**USA TODAY COACHES POLL**  
(Week 18 – March 5, 2018)

RK	TEAM	RECORD	PTS
1	Virginia (32)	28-2	800
2	Xavier	27-4	753
3	Villanova	27-4	730
4	Duke	25-6	678
5	Michigan State	29-4	619
6	Gonzaga	28-4	616
7	Michigan	28-7	605
8	Cincinnati	27-4	579
9	Kansas	24-7	566
10	Purdue	28-6	553
11	North Carolina	22-9	441
12	Tennessee	23-7	402
13	Texas Tech	23-8	386
14	Wichita State	24-6	382
15	Auburn	25-6	321
16	Ohio State	24-8	303
17	Arizona	24-7	278
18	West Virginia	22-9	241
19	Saint Mary's	28-4	227
20	Clemson	22-8	183
21	Houston	24-6	123
22	Nevada	26-6	122
23	Florida	20-11	106
24	Rhode Island	23-6	66
25	Miami	22-8	57

Also receiving votes: Kentucky (41), Creighton (39), Loyola-Chicago (30), Middle Tennessee (28), N.C. State (18), TCU (17), St. Bonaventure (17), Virginia Tech (17), Seton Hall (14), Arizona State (8), New Mexico State (7), Arkansas (6), Florida State (5), Missouri (5), Texas A&M (5), Oklahoma (3), Baylor (2), Kansas State (1).

**DOUBLE-DOUBLES**

Thomas Welsh (13.0 ppg, 10.7 rpg) has totaled 18 double-doubles this season. Previously, his largest single-season double-double total was 10 (sophomore, 2015-16). He's become the eighth UCLA player in the past 20 years to have logged at least 10 double-doubles in one season. Since the start of the Bruins' 1998-99 campaign, Kevin Love has registered more double-doubles in a single season than any other UCLA player (23 double-doubles in 2007-08). The school's single-season double-doubles record is 28 by Lew Alcindor (now Kareem Abdul-Jabbar) during the Bruins' 1967-68 NCAA title-winning season.

**MORE ABOUT AARON HOLIDAY**

- Aaron Holiday, a first-team All-Pac-12 selection, not only leads the Pac-12 in scoring (20.3) and minutes per game (37.6), but he has played in all 125 minutes for the Bruins in the last three games. In fact, Holiday has played every minute in five of the Bruins' last six games, sitting out for just 43 seconds (first half) in the team's loss at Colorado on Saturday, Feb. 25. Holiday has not been subbed out of a game in nine contests this season (all versus Pac-12 Conference opponents).
- Holiday has scored a team-best 651 points this season, the most points in any season by a UCLA player since Kevin Love averaged 681 points as a freshman during his lone season in Westwood (2007-08). Love averaged 17.5 points per game that year. In addition, Holiday ranks No. 5 (tied with Jason Kapono) for most three-point field goals made in one season. Kapono also made 84 three-pointers as a junior in 2000-01 (Bryce Alford made a school-record 117 three-pointers last season).
- Holiday has averaged a Pac-12-leading 37.6 minutes per game this season, which ranks No. 12 in the nation (through games played Saturday, March 10). Only Reggie Miller (38.3 mpg in 1985-86) and Pooh Richardson (37.6 mpg in 1988-89) have logged more minutes per game in one season at UCLA (minutes played became a consistently recorded stat at UCLA in 1978-79). Holiday's 1204 total minutes this season currently rank No. 10 on UCLA's single-season minutes list.
- Through the Bruins' last six games, Holiday has played all but 43 seconds and has averaged 26.0 points per game. In addition, in that six-game span, he has registered 6.2 assists and 4.7 rebounds per game while shooting 46.4 percent from the field and 47.3 percent from three-point territory (26-of-55). Holiday made a career-high 12 field goals on a career-high 25 total attempts in the Bruins' 88-77 win over Stanford last Thursday in the quarterfinals of the Pac-12 Tournament.
- Holiday's 12 made field goals in the win versus Stanford (March 8) were the most in a game by any Bruin this season. Last season, TJ Leaf made 14 shots on 18 attempts in a win at Washington State (Feb. 1, 2017). Holiday's 25 shot attempts against Stanford (March 8) were the most by any UCLA player in a game since Trevor Wilson took 27 shots (13 made field goals) against Arizona in a Pac-10 Tournament game (Tempe, Ariz.) on March 11, 1990.
- One of two UCLA players (along with Thomas Welsh) to be selected to the All-Pac-12 Tournament Team, Holiday averaged 24.5 points, 5.5 assists and 4.0 rebounds in the Bruins' two Pac-12 Tournament games. Holiday entered his junior season having averaged 11.4 points in 68 games the previous two years (28.9 minutes per game, prior to this season). Holiday shot 41.4% from three-point territory during his first two seasons (92/222) and has shot 43.3% from three this year (84/194).

**MORE ABOUT THOMAS WELSH**

- Thomas Welsh, a second-team All-Pac-12 selection, enters the NCAA Tournament ranking No. 4 on UCLA's career rebounding list (1020 rebounds, two behind David Greenwood for the No. 3 spot). Welsh has totaled 343 rebounds this season, which ranks No. 11 on the school's single-season list. He has totaled more rebounds in one season than any UCLA player in the last 10 years (previously, Kevin Love had 415 rebounds as a freshman in 2007-08).
- Standing 7-feet tall and hailing from Redondo Beach, Calif., Thomas Welsh is one of just two players in the Pac-12 (along with Arizona's Deandre Ayton) to have averaged at least 10 points and 10 rebounds per game. Welsh has logged 13.0 ppg and 10.7 rpg, while Ayton has tallied 20.3 ppg and 11.5 rpg. Welsh has totaled at least 10 rebounds in 21 of the Bruins' 32 games. He is one of just six players in school history with at least 21 double-figure rebound games in a season.
- Welsh went nearly three full seasons before he ever attempted a three-point shot. In fact, it wasn't until the 31st game of the Bruins' 2016-17 season (Welsh's junior year) in which he attempted a three-pointer. He made his only attempt in that win over Washington State (March 4, 2017) before opening his senior season. Welsh has made at least three 3-pointers in seven games this year, sinking a career-high four 3-pointers in two games (at Cal on Jan. 6, vs. Stanford on March 8).
- A two-time second-team All-Academic Pac-12 selection (2015, 2016), Welsh ranks No. 3 on UCLA's all-time blocked shots list (please note, the blocked shot statistic has only been tracked at UCLA since 1978-79). Welsh will enter the NCAA Tournament having tallied 143 career blocks. The top two spots on UCLA's career blocked shots list are occupied by Jelani McCoy (188) and Dan Gadzuric (184). McCoy played at UCLA from 1995-98, while Gadzuric starred at UCLA from 1999-02.
- Welsh has totaled 29 blocks this season and has recorded at least one block in 87 of 131 games played. He has registered at least two blocked shots in 33 career contests. Welsh logged a career-high five blocks in UCLA's season opener versus Monmouth during his sophomore season (Nov. 13, 2015). As a freshman (2014-15), he finished the year with 39 blocks. Welsh registered 32 blocks as a sophomore and 43 during his junior campaign.

**WILKES SECURES ALL-FRESHMAN ACCLAIM**

- Kris Wilkes, a 6-foot-8 freshman from Indianapolis, Ind., was one of five players to secure Pac-12 All-Freshman Team acclaim, as announced on Monday, March 5. Wilkes has averaged 13.8 points and 5.0 rebounds per game, starting all 32 games this season for UCLA. He earned McDonald's All-America honors during his senior season at North Central High School in Indianapolis and has scored in double figures in 25 of UCLA's 32 games.
- Wilkes scored a season-high 22 points in the Bruins' 83-72 win at USC on Saturday, March 3. He finished the Bruins' regular-season finale having made 9 of 16 shots and 3 of 8 attempts from three-point range. A talented shooter with outside range, Wilkes has shot 34.6 percent from three-point territory as a freshman, making at least three three-point attempts in eight games. Wilkes has averaged 14.2 points and 3.6 rebounds in the Bruins' last five games.
- Wilkes opened his freshman year with an 18-point effort, making 4-of-6 attempts from three-point range, in UCLA's 63-60 victory over Georgia Tech in Shanghai, China (Nov. 11). He totaled 20 points and 12 rebounds in his first game in Pauley Pavilion, helping the Bruins outlast Central Arkansas in overtime, 106-101 (Nov. 15). He played at least 25 minutes in 28 of 32 games, including a season-high 40 minutes in UCLA's 86-78 overtime win at home versus Oregon (Feb. 17).

**DOUBLE-DOUBLES, LAST 20 SEASONS**

Player	Double-Doubles	Season
Kevin Love	23	2007-08
Thomas Welsh	18	2017-18
Kevon Looney	15	2014-15
Kyle Anderson	15	2013-14
Reeves Nelson	14	2010-11

## AGAINST THE TOURNAMENT FIELD

UCLA has gone 2-5 this season against teams that advanced to the 2018 NCAA Tournament's 68-team field. The Bruins registered wins against Arizona and Kentucky, and dropped one game each to Arizona State, Arizona, Cincinnati, Michigan and Creighton. UCLA is the only Pac-12 team in the East Region. The Bruins do not have any previous opponents (from this season) in the East Region.

## UCLA vs. ST. BONAVENTURE

The Bruins have compiled a 2-0 all-time record against St. Bonaventure. UCLA and St. Bonaventure faced each other in Dec. 1973 and Dec. 1974. The Bruins downed the Bonnies in Pauley Pavilion, 111-59, on Dec. 22, 1973. The following season, UCLA earned a 78-62 win over St. Bonaventure in a neutral-site game played on Dec. 27, 1974, in College Park, Md.

## UCLA vs. FLORIDA

The Bruins have gone 0-4 against Florida, with each of those four contests occurring in the NCAA Tournament (within the previous 12 seasons). UCLA lost to Florida in the 2006 NCAA title game, 73-57, in Indianapolis (4/3/06). The Bruins dropped a 76-66 decision in a semifinal of the Final Four the next season (3/31/07). Florida earned a 73-65 win in the Round of 32, four years later (3/19/11). Four seasons ago, the Gators registered a 79-68 win over UCLA in the Sweet 16 in Memphis (3/27/14).

## UCLA'S INDIVIDUAL ACCOLADES

### Aaron Holiday (junior, guard)

First-Team, All-Pac-12 selection  
Pac-12 All-Defensive Team (one of five selections)  
Pac-12 All-Tournament Team  
Third-Team, All-American (Sporting News)  
USBWA All-District IX selection  
three-time Pac-12 Player of the Week

### Thomas Welsh (senior, center)

Second-Team, All-Pac-12 selection  
Pac-12 All-Academic Team, honorable mention  
Pac-12 All-Tournament Team  
USBWA All-District IX selection  
Finalist (one of five), Kareem Abdul-Jabbar Center of the Year

### Kris Wilkes (freshman, guard)

Pac-12 All-Freshman Team (one of five selections)

### Alex Olesinski (redshirt sophomore, forward)

Pac-12 All-Academic Team, honorable mention

## PLAYER-BY-PLAYER NOTES

- Senior Thomas Welsh stands just eight rebounds shy of becoming the fifth UCLA player (of all-time) to have logged at least 1,000 career rebounds ... he grabbed a career-high 17 boards in the win over Oregon State on Feb. 15.
- Senior G.G. Goloman spent August 2017 in his home country of Hungary, competing for the Hungarian National Team ... the 6-foot-11 forward moved to the United States (Florida) for his senior year of high school (The Sagemont School).
- Senior Alec Wulff has played in eight games this season, but had a key three-pointer in the first half of UCLA's 83-72 win at USC on Saturday, March 3 ... with Wulff on the court for six minutes in that game, UCLA outscored USC, 18-12.
- Senior Ikenna Okwarabizie joined the Bruins' program in the summer of 2015 after playing as a freshman at Tyler Junior College in Texas (in 2014-15) ... originally from Lagos, Nigeria, Okwarabizie has played in seven games this season.
- Junior Aaron Holiday has two older brothers both competing in the NBA – Jrue Holiday (New Orleans Pelicans) and Justin Holiday (Chicago Bulls) ... Holiday's parents both played college basketball and met while at Arizona State in the 1980s.
- Redshirt sophomore Prince Ali missed the entire 2016-17 season after having opened the year recovering from a torn meniscus in his left knee ... Ali has averaged 9.2 points and 3.1 rebounds per game in all 30 contests as a sophomore.
- Redshirt sophomore Alex Olesinski's mother (Maria) played for the Polish National Women's Basketball Team (1986-87), while his father (Jan) excelled with the Polish National Pentathlon Team from 1976-87 ... Alex was born in Roswell, N.M.
- Freshman Jaylen Hands spent his senior year of high school at Foothills Christian (San Diego), playing for head coach Brad Leaf (father of former UCLA standout TJ Leaf) ... Hands has averaged 10.5 points and 4.1 rebounds per game.
- Freshman Chris Smith excelled as a high school senior at Huntington Prep in Huntington, W. Va. ... he spent his first three years of high school at Forth Worth Country Day (Fort Worth, Texas), after having grown up in Chicago, Ill.
- Freshman Kris Wilkes was one of five players named to the Pac-12 All-Freshman Team ... he was named the 2017 "Mr. Basketball" player in his home state of Indiana, a prestigious award annually presented to the state's top high school player.

## FREQUENT FLYERS

Through the non-conference portion of UCLA's schedule, the Bruins traveled approximately 23,500 miles in roundtrips between L.A. to Shanghai, Kansas City, Detroit and New Orleans (accounting for nearly 47 hours in the air).

### A Closer Look at the Bruins' Travel Log

Destination	Round Trip Miles	Dates of Trip	Record
Shanghai, China ^	12,960 miles	Nov. 4-11	1-0
Kansas City, Missouri	3,240 miles	Nov. 18-21	1-1
Detroit, Michigan	3,960 miles	Dec. 7-9	0-1
New Orleans, Louisiana	3,340 miles	Dec. 21-23	1-0

^ Pac-12 China Game (UCLA def. Georgia Tech, 63-60)

## POSTSEASON NOTES

Last March, UCLA advanced to the NCAA Tournament's Sweet 16 (regional semifinals) for the 14th time since the tournament field expanded to at least 64 teams, starting in 1985. Previous trips, since 1985, have included Sweet 16 trips in 1990, 1992, 1995, 1997, 1998, 2000, 2001, 2002, 2006, 2007, 2008, 2014, 2015 and 2017. Through those 14 appearances, the Bruins have posted a 6-8 record with four trips to the NCAA Final Four (1995, 2006, 2007 and 2008). In the four most recent trips to the NCAA Final Four, UCLA has compiled a 3-3 record (including the 1995 NCAA title). Overall, UCLA has advanced to 49 NCAA Tournaments and 18 NCAA Final Fours and won a nation-leading 11 NCAA Championships.

## LAST YEAR'S POSTSEASON

UCLA advanced to the NCAA Tournament's Sweet 16 last March for the third time in four years. The Bruins became just the sixth team in the nation to have earned a third trip to the Sweet 16 in the previous four seasons (2014-2017). Joining UCLA on that six-team list included Arizona, Gonzaga, Kentucky, North Carolina and Wisconsin. As the No. 3 seed in the tournament's South Region (Sacramento, Calif.), UCLA downed Kent State in a first round contest (97-80) before taking down Cincinnati two days later (79-67). The Bruins' season ended in the Sweet 16, as No. 2-seed Kentucky outlasted UCLA, 86-75, at FedEx Forum in Memphis, Tenn. That marked UCLA's fourth game against Kentucky in four seasons.

## Aaron Holiday has become the eighth player on record (at UCLA) to have recorded at least 1,400 career points and 400 career assists.

Player	Seasons	Points	*Assists	Games	PPG	APG	FG/FGA	FG Pct.
Bryce Alford	2014-2017	1922	537	141	13.6	3.8	584/1443	.405
Toby Bailey	1995-1998	1846	458	129	14.3	3.6	679/1479	.459
Darren Collison	2006-2009	1634	577	142	11.5	4.1	563/1185	.475
Tyus Edney	1992-1995	1515	652	125	12.1	5.2	484/1007	.481
Pooh Richardson	1986-1989	1461	833	122	12.0	6.8	600/1170	.513
Earl Watson	1998-2001	1449	607	129	11.2	4.7	518/1150	.450
<b>Aaron Holiday</b>	<b>2016-2018</b>	<b>1423</b>	<b>470</b>	<b>100</b>	<b>14.2</b>	<b>4.7</b>	<b>4469/1041</b>	<b>.451</b>
Roy Hamilton	1976-1979	1355	512	108	12.5	4.7	544/1046	.520

\*assists were first consistently recorded at UCLA during the 1973-74 season

## Thomas Welsh has become the seventh player at UCLA to have recorded at least 1,000 career points and 900 career rebounds.

Player	Seasons	Points	Rebounds	Games	PPG	RPG	FG/FGA	FG Pct.
Don MacLean	1989-1992	2608	992	127	20.5	7.8	943/1776	.531
Lew Alcindor	1967-1969	2325	1367	88	26.4	15.5	943/1476	.639
Trevor Wilson	1987-1990	1798	1001	126	14.3	7.9	706/1417	.498
Bill Walton	1972-1974	1767	1370	87	20.3	15.7	747/1147	.651
David Greenwood	1976-1979	1721	1022	118	14.6	8.7	707/1302	.543
Willie Naulls	1954-1956	1225	900	79	15.5	11.4	449/1147	.391
<b>Thomas Welsh</b>	<b>2015-2018</b>	<b>1246</b>	<b>1020</b>	<b>131</b>	<b>9.5</b>	<b>7.8</b>	<b>531/985</b>	<b>.539</b>

## UCLA'S CAREER RECORD LISTS

### UCLA's CAREER REBOUNDS

No.	Player	Years	REB	PPG
1.	Bill Walton	1972-74	1370	15.7
2.	Lew Alcindor	1967-69	1367	15.5
3.	David Greenwood	1976-79	1022	8.7
<b>4.</b>	<b>Thomas Welsh</b>	<b>2015-18</b>	<b>1020</b>	<b>7.8</b>
5.	Trevor Wilson	1987-90	1001	7.9
6.	Don MacLean	1989-92	992	7.8
7.	Willie Naulls	1954-56	900	11.4
8.	Marques Johnson	1974-77	897	7.8
9.	Dan Gadzuric	1999-02	896	7.3
10.	Sidney Wicks	1969-71	894	9.9

### UCLA's CAREER 3-POINT FG PERCENTAGE

No.	Player	Years	FG-FGA	PCT
1.	Pooh Richardson	1986-89	52-112	.464
2.	Jason Kapono	2000-03	317-710	.446
3.	Reggie Miller	1984-87	69-157	.439
4.	Darren Collison	2006-09	164-377	.435
<b>5.</b>	<b>Aaron Holiday</b>	<b>2016-18</b>	<b>176-416</b>	<b>.423</b>
6.	Michael Roll	2006-10	209-501	.417
<b>7.</b>	<b>Thomas Welsh</b>	<b>2015-18</b>	<b>46-111</b>	<b>.414</b>
8.	David Wear	2012-14	52-126	.413
9.	Tracy Murray	1990-92	197-479	.411
10.	Kevin Dempsey	1993-96	58-142	.408

\* minimum 100 attempts

### UCLA's CAREER 3-POINTERS MADE

No.	Player	Years	3P-FG
1.	Bryce Alford	2014-17	329
2.	Jason Kapono	2000-03	317
3.	Arron Afflalo	2005-07	209
	Michael Roll	2006-10	209
5.	Josh Shipp	2005-09	198
6.	Tracy Murray	1990-92	197
7.	Isaac Hamilton	2015-17	193
<b>8.</b>	<b>Aaron Holiday</b>	<b>2016-18</b>	<b>176</b>
9.	Toby Bailey	1995-98	171
10.	Darren Collison	2006-09	164

### UCLA's CAREER 3-POINTERS ATTEMPTED

No.	Player	Years	3P-ATT
1.	Bryce Alford	2014-17	829
2.	Jason Kapono	2000-03	710
3.	Josh Shipp	2005-09	578
4.	Arron Afflalo	2005-07	560
5.	Isaac Hamilton	2015-17	513
6.	Michael Roll	2006-10	501
	Toby Bailey	1995-98	501
8.	Tracy Murray	1990-92	479
<b>9.</b>	<b>Aaron Holiday</b>	<b>2016-18</b>	<b>416</b>
10.	Earl Watson	1998-01	390

\* NOTE: assists have been regularly recorded at UCLA since 1973-74

### UCLA's CAREER ASSISTS

No.	Player	Years	AST	APG
1.	Pooh Richardson	1986-89	833	6.8
2.	Tyus Edney	1992-95	652	5.2
3.	Darrick Martin	1989-92	636	4.9
4.	Earl Watson	1998-01	607	4.7
5.	Darren Collison	2006-09	577	4.0
6.	Bryce Alford	2014-17	537	3.8
7.	Ralph Jackson	1981-84	523	4.7
8.	Roy Hamilton	1976-79	512	4.7
<b>9.</b>	<b>Aaron Holiday</b>	<b>2016-18</b>	<b>470</b>	<b>4.7</b>
10.	Toby Bailey	1995-98	458	3.6

### UCLA's CAREER DOUBLE-FIGURE REBOUNDS

No.	Player	Years	Games
1.	Lew Alcindor	1967-69	78
2.	Bill Walton	1972-74	75
3.	David Greenwood	1976-79	52
4.	Sidney Wicks	1969-71	49
<b>5.</b>	<b>Thomas Welsh</b>	<b>2015-18</b>	<b>43</b>
6.	Trevor Wilson	1987-90	42
	Willie Naulls	1954-56	42

### UCLA's CAREER ASSISTS PER GAME

No.	Player	Years	AST	G	APG
1.	Pooh Richardson	1986-89	833	122	6.83
2.	Tyus Edney	1992-95	652	125	5.22
3.	Jordan Farmar	2005-06	342	66	5.18
4.	Kyle Anderson	2013-14	355	71	5.00
5.	Darrick Martin	1989-92	636	129	4.93
6.	Roy Hamilton	1976-79	512	108	4.74
7.	Ralph Jackson	1981-84	523	111	4.71
8.	Earl Watson	1998-01	607	129	4.71
<b>9.</b>	<b>Aaron Holiday</b>	<b>2016-18</b>	<b>470</b>	<b>100</b>	<b>4.70</b>
10.	Darren Collison	2006-09	577	142	4.06

\* minimum 60 career games played

### UCLA's CAREER BLOCKS

No.	Player	Years	BLK
1.	Jelani McCoy	1996-98	188
2.	Dan Gadzuric	1999-02	184
<b>3.</b>	<b>Thomas Welsh</b>	<b>2015-18</b>	<b>143</b>
4.	Charles O'Bannon	1994-97	118
5.	Lorenzo Mata-Real	2005-08	117

\* NOTE: blocks have been regularly recorded at UCLA since 1978-79

### UCLA's CAREER BLOCKS PER GAME

No.	Player	Years	BLK	G	BPG
1.	Jelani McCoy	1996-98	188	78	2.41
2.	Dan Gadzuric	1999-02	184	122	1.51
3.	Jerome Moiso	1999-00	81	62	1.31
4.	Anthony Stover	2011-12	67	60	1.12
<b>5.</b>	<b>Thomas Welsh</b>	<b>2015-18</b>	<b>143</b>	<b>131</b>	<b>1.09</b>
6.	Lorenzo Mata-Real	2005-08	117	115	1.02
7.	Travis Wear	2012-14	92	96	0.96
8.	Charles O'Bannon	1994-97	118	124	0.95
9.	Tracy Murray	1990-92	91	98	0.93
10.	Keith Owens	1988-91	87	97	0.90

\* minimum 60 career games played

### UCLA's CAREER DOUBLE-DOUBLES

No.	Player	Years	Total
1.	Lew Alcindor	1967-69	78
2.	Bill Walton	1972-74	72
3.	David Greenwood	1976-79	49
4.	Sidney Wicks	1969-71	46
5.	Willie Naulls	1954-56	45
<b>6.</b>	<b>Thomas Welsh</b>	<b>2015-18</b>	<b>37</b>
	Don MacLean	1989-92	37
7.	Trevor Wilson	1987-90	36

### UCLA's CAREER GAMES PLAYED

No.	Player	Years	GP
1.	Michael Roll*	2006-10	147
2.	Darren Collison	2006-09	142
	Alfred Aboya	2006-09	142
4.	Bryce Alford	2014-17	141
	Norman Powell	2012-15	141
6.	Josh Shipp*	2005-09	140
7.	Tony Parker	2013-16	136
<b>8.</b>	<b>Thomas Welsh</b>	<b>2015-18</b>	<b>131</b>
9.	Mitchell Butler	1990-93	130
	Earl Watson	1998-01	129
	Toby Bailey	1995-98	129
	Darrick Martin	1989-92	129

\* student-athlete was granted a fifth year of eligibility (medical)

## UCLA's 1,000-POINT SCORERS

No.	Player	Points	PPG
1.	Don MacLean (1989-92)	2608	20.5
2.	Lew Alcindor (1967-69)	2325	26.4
3.	Jason Kapono (2000-03)	2095	16.5
–	Reggie Miller (1984-87)	2095	17.2
5.	Bryce Alford (2014-17)	1922	13.6
6.	Toby Bailey (1995-98)	1846	14.3
7.	Ed O'Bannon (1992-95)	1815	15.1
8.	J.R. Henderson (1995-98)	1801	14.2
9.	Trevor Wilson (1987-90)	1798	14.3
10.	Tracy Murray (1990-92)	1792	18.3
11.	Charles O'Bannon (1994-97)	1784	13.3
12.	Bill Walton (1972-74)	1767	20.3
13.	Josh Shipp (2005-09)	1730	12.4
14.	David Greenwood (1976-79)	1721	14.8
15.	Gail Goodrich (1963-65)	1691	18.9
16.	Marques Johnson (1974-77)	1659	14.4
17.	Kenny Fields (1981-84)	1638	14.9
18.	Darren Collison (2006-09)	1634	11.7
19.	Shon Tarver (1991-94)	1575	12.8
20.	Arron Afflalo (2005-07)	1540	14.7
21.	Tyus Edney (1992-95)	1515	12.1
22.	Pooh Richardson (1986-89)	1461	12.0
23.	Dijon Thompson (2002-05)	1458	12.5
24.	Earl Watson (1998-01)	1449	11.2
25.	Isaac Hamilton (2015-17)	1426	13.7
<b>26.</b>	<b>Aaron Holiday (2016-present)</b>	<b>1423</b>	<b>14.2</b>
–	Sidney Wicks (1969-71)	1423	15.8
28.	Walt Hazzard (1962-64)	1401	16.1
29.	Kiki Vandeweghe (1977-80)	1380	12.2
30.	Norman Powell (2012-15)	1376	9.8
31.	Curtis Rowe (1969-71)	1371	15.2
32.	Rod Foster (1980-83)	1365	12.1
33.	Roy Hamilton (1976-79)	1355	12.5
34.	Keith Wilkes (1972-74)	1349	15.0
35.	Kris Johnson (1995-98)	1294	11.6
36.	Henry Bibby (1970-72)	1293	14.4
37.	Dan Gadzuric (1999-02)	1287	10.5
<b>38.</b>	<b>Thomas Welsh (2015-present)</b>	<b>1246</b>	<b>9.5</b>
39.	Richard Washington (1974-76)	1245	14.3
40.	Willie Naulls (1954-56)	1225	15.5
41.	Mike Sanders (1979-82)	1210	11.1
42.	John Moore (1952-55)	1202	11.1
43.	Darrick Martin (1989-92)	1195	9.3
44.	Walt Torrence (1957-59)	1181	15.3
45.	Mike Warren (1966-68)	1176	13.7
46.	Darren Daye (1980-83)	1149	10.1
47.	John Green (1960-62)	1148	14.2
48.	Jordan Adams (2013-14)	1131	16.4
49.	Tony Parker (2013-16)	1128	8.3
50.	Montel Hatcher (1984-87)	1115	9.4
51.	Matt Barnes (1999-02)	1066	8.8
52.	T.J. Cummings (2001-04)	1062	9.0
53.	Dave Meyers (1973-75)	1046	11.8
54.	Mitchell Butler (1990-93)	1023	7.9
–	Don Bragg (1952-55)	1023	9.5
56.	Michael Roll (2006-10)	1021	6.9

### DID YOU KNOW?

Five Bruins during the previous four seasons have crossed the 1,000-career-point threshold in UCLA uniforms (not including Aaron Holiday and Thomas Welsh). As a sophomore in 2013-14, Jordan Adams scored career point No. 1,000 in his 62nd career game (at Washington on March 6, 2014). Midway through his senior season (2014-15), Norman Powell reached the 1,000-career point plateau in the Bruins' Pac-12 opener at Colorado (Jan. 2, 2015). As a junior in 2015-16, Bryce Alford crossed the 1,000-career point mark in the Bruins' victory at Gonzaga (Dec. 12, 2015). Later that season, Tony Parker scored career point No. 1,000 in a home contest against Washington (Jan. 28, 2016). As a senior last year, Isaac Hamilton reached the 1,000 career point milestone during UCLA's win against Portland at the 2016 Wooden Legacy at Cal State Fullerton (Nov. 24, 2016).



## 20-POINT PERFORMANCES

Aaron Holiday has scored at least 20 points in 18 games this season. No UCLA player has registered at least 18 such games in a single-season since Tracy Murray (24) and Don MacLean (18) in 1991-92. Holiday totaled at least 20 points in 13 of the team's 18 Pac-12 games, the highest such total of 20-point games in conference action since Tracy Murray had 13 during his junior season in 1991-92.

Holiday has scored at least 30 points in four games this season, marking the most 30-point performances in a single season by any UCLA player since 1990-91 (Don MacLean, six 30+ point performances). Reggie Miller totaled at least 30 points in eight games as a junior (1985-86) and as a senior (1986-87). Holiday's back-to-back 34 point games this month are the first consecutive 30-point games by any UCLA player since Reggie Miller had 36 points, 42 points and 39 points in consecutive games late in the 1986-87 season.

## 2018 ALL-PAC-12 TEAM SELECTIONS

### FIRST TEAM

Name	School	Pos.	Yr.	Ht.	Wt.	Hometown (Previous School)
Deandre Ayton	ARIZ	F	Fr.	7-1	250	Nassau, Bahamas (Hillcrest Prep Academy [AZ])
Justin Bibbins	UTAH	G	Sr.	5-8	150	Carson, Calif. (Long Beach State)
Noah Dickerson	WASH	F	Jr.	6-8	245	Atlanta, Ga. (Montverde Academy [FL])
Tra Holder	ASU	G	Sr.	6-1	180	Los Angeles, Calif. (Brentwood School)
Aaron Holiday	UCLA	G	Jr.	6-1	185	Chatsworth, Calif. (Campbell Hall HS)
Jordan McLaughlin	USC	G	Sr.	6-1	185	Etiwanda, Calif. (Etiwanda HS)
Chimezie Metu	USC	F	Jr.	6-11	225	Lawndale, Calif. (Lawndale HS)
Tres Tinkle	OSU	F	R-So.	6-8	245	Missoula, Mont. (Hellgate HS)
Reid Travis	STAN	F	R-Jr.	6-8	245	Minneapolis, Minn. (DeLaSalle HS)
Allonzo Trier	ARIZ	G	Jr.	6-5	205	Seattle, Wash. (Findlay Prep [NV])

### SECOND TEAM

David Collette	UTAH	F	Sr.	6-10	220	Murray, Utah (Utah State)
George King	COLO	G	R-Sr.	6-6	225	Fayetteville, N.C. (Brennan HS [TX])
Payton Pritchard	ORE	G	So.	6-2	195	West Linn, Ore. (West Linn HS)
Dusan Ristic	ARIZ	C	Sr.	7-0	245	Novi Sad, Serbia (Sunrise Christian Academy)
Thomas Welsh	UCLA	C	Sr.	7-0	255	Redondo Beach, Calif. (Loyola HS)

## MORE ABOUT THE BRUINS

• Aaron Holiday has led all Pac-12 players in scoring (20.3 ppg) and averaged a league-best 21.7 ppg in Pac-12 games. Through the 18-game Pac-12 schedule, he led all players in 3-point percentage (51.4%), making 55 of 107 attempts. Only two other Pac-12 players made more 3-pointers in league action (Dorian Pickens and Justin Bibbins each made 56).

• The Bruins have shot 50.0% or better in 10 games (9-1 in those contests). UCLA shot a season-best 58.2% in the 107-84 win at California (Jan. 6). Two weeks ago, UCLA shot 50.8% (30-for-59) in a road win at USC (March 3). UCLA led all Pac-12 teams (league games only) in three-point field goal percentage (40.3%, 185-of-459).

• UCLA has shot 72.2 percent from the free throw line, through 32 games. The Bruins made just 67.2 percent (180/268) of their free throws through their first 11 games, but have since shot 75.3 percent (329/437) through their last 21 games. The Bruins made a season-best 92.0 percent (23-for-25) of their free throws in a home win over Stanford (Jan. 27).

• Aaron Holiday and Thomas Welsh both reached the heralded 1,000-career-point milestone in a Pac-12 victory against Washington State earlier this season (Dec. 29, 2017). In a 33-point, 11-rebound performance, Holiday crossed the 1,000 point marker in the first half of the game. Welsh reached the milestone in the second half of UCLA's victory that night.

• Aaron Holiday ranks No. 12 in the Pac-12 in free throw percentage (82.6%) and has made the second-highest free throw total (157) among Pac-12 players. Holiday (157/190) is just nine free throws shy of cracking UCLA's single-season top-10 list for most free throws made (at the No. 10 spot is J.R. Henderson, who made 166 free throws in 1997-98).

## TRIPLE-DOUBLE NOTES

UCLA has four triple-doubles in its record book, including three since the assist became an official NCAA stat prior to the 1983-84 season. Most recently, Kyle Anderson had a triple-double as a sophomore in Nov. 2013.

PLAYER	DATE	OPPONENT	RESULT	PTS	RBS	AST	BLK
Kyle Anderson	11/22/2013	Morehead State	W, 81-70	13	12	11	3
Toby Bailey	12/18/1995	Stephen F. Austin	W, 109-88	23	10	10	1
Jelani McCoy	12/09/1995	Maryland	W, 73-63	15	10	0	11
Bill Walton	12/08/1973	SMU	W, 77-60	25	16	11	--

• Junior Aaron Holiday had 23 points, nine assists and six rebounds in the Bruins' 82-79 victory against USC (Feb. 3) in Pauley Pavilion. He also approached triple-double territory in last week's win over Stanford in Las Vegas (March 8), recording a career-high-tying 34 points, eight assists and seven rebounds. Freshman Jaylen Hands finished with 10 points, seven rebounds and six assists in UCLA's 106-101 overtime win against Central Arkansas (Nov. 15).

• Last season, then-freshmen Lonzo Ball and TJ Leaf each came close to recording triple-doubles for the Bruins. Now playing for the Los Angeles Lakers, Ball was two rebounds shy of a triple-double in his UCLA debut on Nov. 11, 2016 (19 pts, 11 assists, 8 rbs versus Pacific). Ball and TJ Leaf each finished just short of triple-doubles in UCLA's 102-62 win over UC Santa Barbara (12/14/16) — Leaf had 25 pts, 10 rbs, and 8 ast, while Ball had 13 pts, 10 rbs and 7 ast.

## MOST 20-POINT GAMES AT UCLA IN THE PAST 35 SEASONS

Name	Season	20-Pt. Games
Tracy Murray	1991-92	24
Reggie Miller	1985-86	23
Don MacLean	1990-91	21
Ed O'Bannon	1994-95	19
Tracy Murray	1990-91	19
<b>Aaron Holiday</b>	<b>2017-18</b>	<b>18</b>
Don MacLean	1991-92	18
Reggie Miller	1986-87	18
J.R. Henderson	1997-98	17
Don MacLean	1989-90	17
Kris Johnson	1997-98	15

35-year span covers 1983-84 through 2017-18

## UCLA'S SINGLE SEASON SCORING

No.	Player	Year	Pts.	PPG
1.	Lew Alcindor	1967	870	29.0
2.	Reggie Miller	1986	750	25.9
3.	Gail Goodrich	1965	744	24.8
4.	Lew Alcindor	1968	734	26.2
5.	Lew Alcindor	1969	721	24.0
6.	Don MacLean	1991	714	23.0
7.	Reggie Miller	1987	712	22.3
8.	Tracy Murray	1992	706	21.4
9.	Kevin Love	2008	681	17.5
10.	Tracy Murray	1991	679	21.2
11.	Ed O'Bannon	1995	673	20.4
12.	Don MacLean	1992	661	20.7
	Willie Naulls	1956	661	23.6
14.	Don MacLean	1990	656	19.9
<b>15.</b>	<b>Aaron Holiday</b>	<b>2018</b>	<b>651</b>	<b>20.3</b>
16.	Gail Goodrich	1964	646	21.5
17.	Richard Washington	1976	644	20.1
18.	Sidney Wicks	1971	638	21.3
19.	Bill Walton	1972	633	21.1
20.	Jordan Adams	2014	626	17.4
	J.R. Henderson	1998	626	19.0

## UCLA'S SINGLE SEASON REBOUNDS

No.	Player	Year	Pts.	PPG
1.	Bill Walton	1973	506	16.9
2.	Bill Walton	1972	466	15.5
	Lew Alcindor	1967	466	15.5
4.	Lew Alcindor	1968	461	16.5
5.	Lew Alcindor	1969	440	14.7
6.	Kevin Love	2008	415	10.6
7.	Willie Naulls	1956	410	14.6
8.	Bill Walton	1974	398	14.7
9.	Sidney Wicks	1971	384	12.8
10.	Sidney Wicks	1970	357	11.9
<b>11.</b>	<b>Thomas Welsh</b>	<b>2018</b>	<b>343</b>	<b>10.7</b>
12.	Kevon Looney	2015	331	9.2
13.	David Greenwood	1978	319	11.4
14.	Luc Richard Mbah a Moute	2006	318	8.2
15.	Kyle Anderson	2014	315	8.8

## UCLA'S SINGLE SEASON 3-POINT FG MADE

No.	Player	Year	3-PCT.	3-FGM
1.	Bryce Alford	2017	.430	117
2.	Bryce Alford	2015	.391	93
3.	Arron Afflalo	2007	.375	87
	Jason Kapono	2002	.453	87
<b>5.</b>	<b>Aaron Holiday</b>	<b>2018</b>	<b>.433</b>	<b>84</b>
	Jason Kapono	2001	.457	84
7.	Arron Afflalo	2006	.366	83
8.	Jason Kapono	2000	.474	82
9.	Lonzo Ball	2017	.412	80
	Michael Roll	2010	.426	80

## UCLA'S SINGLE SEASON MINUTES PLAYED

No.	Player	Year	G	MPG	MIN
1.	Russell Westbrook	2008	39	33.8	1318
2.	Bryce Alford	2015	36	36.3	1307
3.	Arron Afflalo	2006	39	33.4	1303
4.	Josh Shipp	2008	39	32.5	1269
5.	Lonzo Ball	2017	36	35.0	1262
6.	Norman Powell	2015	36	34.6	1244
7.	Larry Drew II	2013	35	35.5	1243
8.	Isaac Hamilton	2015	36	33.9	1222
9.	Tyus Edney	1993	33	36.6	1207
<b>10.</b>	<b>Aaron Holiday</b>	<b>2018</b>	<b>32</b>	<b>37.6</b>	<b>1204</b>

## UCLA'S SINGLE SEASON MINUTES PER GAME

No.	Player	Year	Min.	G	MPG
1.	Reggie Miller	1986	1112.0	29	38.3
2.	Pooh Richardson	1989	1167.0	31	37.6
<b>3.</b>	<b>Aaron Holiday</b>	<b>2018</b>	<b>1204.0</b>	<b>32</b>	<b>37.6</b>
4.	Roy Hamilton	1979	1108.0	30	36.9
5.	Ralph Jackson	1984	1030.0	28	36.8
6.	Reggie Miller	1985	1173.5	32	36.7
7.	Tyus Edney	1993	1207.0	33	36.6
8.	Reggie Miller	1987	1166.0	32	36.4
9.	Bryce Alford	2015	1307.0	36	36.3
10.	Bryce Alford	2016	1160.0	32	36.2

## AARON HOLIDAY, AT A GLANCE

Holiday has averaged 20.3 points, 3.6 rebounds and 5.8 assists in UCLA's 32 games this season. Through games played Saturday, March 10, he led all Pac-12 players in scoring (20.3 ppg) and was second in assists per game (5.8). He also ranked No. 6 in three-point field goal percentage (43.3%) and first in minutes per game (37.6).

Opponent	Date	MIN	PTS	REBS	AST
Georgia Tech	11/11/17	35	11	3	7
Central Arkansas	11/15/17	43	24	6	5
South Carolina St.	11/17/17	32	8	2	4
Creighton	11/20/17	39	25	2	7
Wisconsin	11/21/17	35	18	2	5
UC Irvine	11/26/17	36	16	4	7
CSU Bakersfield	11/29/17	35	16	7	6
Detroit Mercy	12/03/17	28	14	4	3
Michigan	12/09/17	43	27	4	7
Cincinnati	12/16/17	37	17	0	3
South Dakota	12/19/17	33	15	5	5
Kentucky	12/23/17	36	20	3	8
Washington State	12/29/17	40	33	11	4
Washington	12/31/17	34	14	7	5
Stanford	01/04/18	48	31	1	3
California	01/06/18	35	21	3	5
Utah	01/11/18	36	20	1	6
Colorado	01/13/18	40	10	4	4
Oregon State	01/18/18	37	22	3	3
Oregon	01/20/18	30	14	1	5
California	01/25/18	40	21	4	6
Stanford	01/27/18	39	21	2	8
USC	02/03/18	40	23	6	9
Arizona	02/08/18	36	17	1	8
Arizona State	02/10/18	35	20	1	5
Oregon State	02/15/18	38	17	1	10
Oregon	02/17/18	40	29	5	6
Utah	02/22/18	40	23	4	7
Colorado	02/25/18	39	21	6	6
USC	03/03/18	40	34	5	7
Stanford	03/08/18	40	34	7	8
Arizona	03/09/18	45	15	1	3

## THE BRUINS AT HOME

Since the start of the 2016-17 season, UCLA has gone 30-3 in Pauley Pavilion (losses to Arizona on 1/21/17, to Cincinnati on 12/16/17 and to Colorado on 1/13/18). In all, UCLA has posted an 88-15 record in Pauley Pavilion since the arena reopened in Nov. 2012 (following an 18-month renovation). The Bruins had an 11-game home win streak last season, the program's longest home win streak since recording 15 consecutive victories in 2013-14 (during Steve Alford's first season as UCLA's head coach). UCLA last had an undefeated record at home in 2006-07, going 16-0 in Pauley Pavilion that year.

## UCLA'S FUTURE SCHEDULES

Next season, UCLA's non-conference schedule will include a home game against Notre Dame and a road game at Cincinnati (Fifth Third Arena in Cincinnati, Ohio). The Bruins' contest against Notre Dame in Pauley Pavilion is slated for Saturday, Dec. 8. UCLA's game at Cincinnati will take place on Wednesday, Dec. 19. In addition, the Bruins will play in the CBS Sports Classic for the fifth straight season, facing Ohio State in Chicago (at the United Center) on Dec. 22, 2018. The Bruins' return game at Notre Dame during the 2019-20 season will take place in December 2019.

## DEFICITS, COMEBACKS & MORE

**UCLA'S LARGEST COMEBACK (this season):** The Bruins overcame a 14-point deficit with 17:11 to play in the second half in the team's 74-53 victory against Washington (Dec. 31). Trailing by a 43-29 margin, the Bruins used a 45-10 scoring run over the game's final 17:11 to earn the victory. In fact, Washington led the Bruins, 52-48, with just over eight minutes to go. Over the last seven minutes, UCLA outscored Washington by a 26-1 margin to coast to a 21-point victory. Earlier in the season, UCLA had overcome a 12-point deficit in the 72-70 win against Wisconsin (Nov. 21). Wisconsin built a 38-26 cushion with 1:51 to play in the first half before UCLA closed the gap to just seven points by halftime (38-31).

**OPPONENT, LARGEST COMEBACK (this season):** UCLA surged ahead by 15 points in the second half at Michigan (Dec. 9), leading 46-31 with 14:48 to play after a three-pointer by Aaron Holiday. The 15-point cushion fell to two (60-58) at the 4:06 mark. Michigan trailed, 64-61, with less than 30 seconds to play but tied the contest, 65-65, in the final 10 seconds. The Wolverines outscored UCLA, 13-4, in the overtime session to win, 78-69. That marked UCLA's largest blown lead since Nov. 25, 2012, when Cal Poly overcame an 18-point deficit in the game's final 12:21 to defeat UCLA, 70-68, in Pauley Pavilion.

## UCLA'S COMEBACKS IN 2016-17

The Bruins' largest comeback victory last season took place in a game against No. 5 Oregon in Pauley Pavilion (2/9/2017). UCLA trailed by 19 points (37-18) with 6:37 to play in the first half and by a 13-point margin (64-51) with 13:40 left in regulation. Midway through the second half, the Bruins used an 18-3 scoring run to overcome the deficit and secure an 82-79 victory. In an 83-82 win at Utah (1/12/2017), UCLA trailed the Utes, 51-42, with 16:13 left in the second half. UCLA's largest deficit at any point during the 2016-17 season was 19 points versus No. 5 Oregon (2/9/2017).

## THE BRUINS WHEN ...

Since the start of the 2013-14 season, UCLA has gone 94-10 when leading at halftime (spanning 173 games). During that same span, the Bruins have gone 20-41 when trailing at halftime and 3-5 when tied at the break. UCLA's largest halftime deficit overcome during that stretch has been nine points (twice) – the Bruins trailed Oregon State, 38-29, on March 2, 2014 and trailed Oregon, 48-39, on Feb. 9, 2017. When the Bruins have built a 10-point lead (or larger) at any point in the game, UCLA has gone 104-12. Conversely, when trailing by 10 or more points in a game, UCLA has gone 10-45.

## KAREEM ABDUL-JABBAR

### CENTER OF THE YEAR AWARD, FINALISTS

Senior Thomas Welsh has been named as one of five finalists for this season's Kareem Abdul-Jabbar Center of the Year Award. Welsh was one of 10 players on the late-season watch list during his junior and senior seasons. This season's five-man list of finalists was revealed on Friday, March 9. The Kareem Abdul-Jabbar Center of the Year Award will be presented on Friday, April 6.

Name	Yr.	School
Angel Delgado	Sr.	Seton Hall
Isaac Haas	Sr.	Purdue
Jock Landale	Jr.	Saint Mary's
Brandon McCoy	Fr.	UNLV
<b>Thomas Welsh</b>	<b>Sr.</b>	<b>UCLA</b>

## THOMAS WELSH'S DOUBLE-DOUBLES (18 in 2017-18)

Date	Opponent	Venue	Pts.	Rebs.	Ast.	Blocks	Minutes	Result
11/15/2017	Central Arkansas	H	16	11	3	3	37	W 106-101
11/17/2017	South Carolina State	H	13	15	2	2	26	W 96-68
11/20/2017	Creighton	N	16	13	3	2	27	L 89-100
11/26/2017	UC Irvine	H	13	13	2	1	32	W 87-63
11/29/2017	CSU Bakersfield	H	13	10	0	0	29	W 75-66
12/09/2017	Michigan	A	22	10	1	2	40	L 69-78
12/19/2017	South Dakota	H	19	11	4	3	30	W 85-82
12/23/2017	Kentucky	N	13	11	1	0	35	W 83-75
12/29/2017	Washington State	H	12	14	3	0	33	W 96-82
01/06/2018	California	A	19	14	1	1	31	W 107-84
01/18/2018	Oregon State	A	10	13	0	1	35	L 63-69
01/20/2018	Oregon	A	17	10	1	0	36	L 91-94
01/27/2018	Stanford	H	13	10	0	2	31	W 89-73
02/08/2018	Arizona	A	11	12	0	0	30	W 82-74
02/15/2018	Oregon State	H	15	17	0	2	35	W 75-68
02/17/2018	Oregon	H	14	14	4	2	42	W 86-78
03/08/2018	Stanford	N	18	11	2	0	34	W 88-77
03/09/2018	Arizona	N	17	17	3	1	39	L 67-78

## MORE ABOUT MR. WELSH

Thomas Welsh ranks among the nation's top-10 in rebounds per game (through games played Sunday, March 11). Welsh (13.0 ppg, 10.7 rpg) has compiled 18 double-doubles for the Bruins this season, the second-highest total among all Pac-12 Conference players. No UCLA player has had as many as 18 double-doubles in one season since then-freshman Kevin Love finished his lone season in Westwood with 23 double-doubles.

Welsh ranked No. 6, nationally, in most career rebounds (1,020), through games played Sunday, March 11. There are only six players in the nation who have logged at least 1,000 career rebounds. Welsh will enter the postseason standing just two rebounds shy of tying the No. 3 spot on UCLA's all-time rebounds list (David Greenwood, 1,022 career rebounds). Welsh tied his career high with 17 rebounds in a 17-point effort against Arizona last Friday evening in Las Vegas. Welsh has become UCLA's first player to have crossed the 1,000 career rebound mark since Trevor Wilson (a four-year standout at UCLA from 1987-90, who finished his career with 1,001 rebounds).

**UCLA'S GAME-BY-GAME STATS**

Opponent	Date	Score	W/L	FG-FGA	PCT	3FG-FGA	PCT	FT-FTA	PCT	OR	DR	REB
vs. Georgia Tech	11/11/17	63-60	W	22-54	.407	5-14	.357	14-21	.667	11	25	36
Central Arkansas	11/15/17	106-101	OT W	38-79	.481	10-20	.500	20-32	.625	16	35	51
South Carolina State	11/17/17	96-68	W	37-67	.552	10-27	.370	12-24	.500	19	32	51
vs. Creighton	11/20/17	89-100	L	30-68	.441	6-23	.261	23-31	.742	6	30	36
vs. Wisconsin	11/21/17	72-70	W	27-50	.540	9-17	.529	9-13	.692	5	23	28
UC Irvine	11/26/17	87-63	W	28-65	.431	5-17	.294	26-40	.650	13	34	47
CSU Bakersfield	11/29/17	75-66	W	27-59	.458	2-17	.118	19-28	.679	12	33	45
Detroit Mercy	12/03/17	106-73	W	38-72	.528	11-25	.440	19-24	.792	13	34	47
at Michigan	12/09/17	69-78	OT L	25-57	.439	4-18	.222	15-21	.714	7	34	41
(25) Cincinnati	12/16/17	63-77	L	23-56	.411	11-29	.379	6-9	.667	10	25	35
South Dakota	12/19/17	85-82	W	30-66	.455	8-25	.320	17-25	.680	7	30	37
vs. (7) Kentucky	12/23/17	83-75	W	29-61	.475	12-30	.400	13-15	.867	11	26	37
Washington State	12/29/17	96-82	W	29-65	.446	12-28	.429	26-33	.788	14	29	43
Washington	12/31/17	74-53	W	22-51	.431	5-14	.357	25-30	.833	12	31	43
at Stanford	01/04/18	99-107	2OT L	35-77	.455	10-33	.303	19-35	.543	11	31	42
at California	01/06/18	107-84	W	32-55	.582	17-30	.567	26-33	.788	8	27	35
Utah	01/11/18	83-64	W	29-56	.518	12-23	.522	13-15	.867	8	22	30
Colorado	01/13/18	59-68	L	23-62	.371	5-25	.200	8-18	.444	14	25	39
at Oregon State	01/18/18	63-69	L	22-58	.379	7-23	.304	12-14	.857	11	26	37
at Oregon	01/20/18	91-94	L	27-52	.519	11-24	.458	26-32	.813	7	22	29
California	01/25/18	70-57	W	20-48	.417	5-20	.250	25-32	.781	9	25	34
Stanford	01/27/18	89-73	W	28-53	.528	10-19	.526	23-25	.920	7	26	33
USC	02/03/18	82-79	W	29-57	.509	12-26	.462	12-17	.706	7	25	32
at (13) Arizona	02/08/18	82-74	W	32-62	.516	11-24	.458	7-9	.778	7	27	34
at Arizona State	02/10/18	79-88	L	30-66	.455	8-26	.308	11-12	.917	6	29	35
Oregon State	02/15/18	75-68	W	24-61	.393	4-21	.190	23-37	.622	18	33	51
Oregon	02/17/18	86-78	OT W	27-60	.450	16-33	.485	16-19	.842	10	36	46
at Utah	02/22/18	78-84	L	28-66	.424	13-32	.406	9-11	.818	16	22	38
at Colorado	02/25/18	76-80	L	27-65	.415	14-31	.452	8-12	.667	11	30	41
at USC	03/03/18	83-72	W	30-59	.508	13-27	.481	10-14	.714	7	32	39
vs. Stanford	03/08/18	88-77	W	31-69	.449	12-27	.444	14-20	.700	9	27	36
vs. (15) Arizona	03/09/18	76-87	OT L	27-68	.397	10-35	.286	3-4	.750	8	25	33

**OPPONENT'S GAME-BY-GAME STATS**

Opponent	Date	Score	W/L	FG-FGA	PCT	3FG-FGA	PCT	FT-FTA	PCT	OR	DR	REB
vs. Georgia Tech	11/11/17	63-60	W	20-58	.345	4-18	.222	16-20	.800	11	24	35
Central Arkansas	11/15/17	106-101	OT W	38-79	.481	18-35	.514	7-13	.538	10	32	42
South Carolina State	11/17/17	96-68	W	28-71	.394	8-19	.421	4-6	.667	12	18	30
vs. Creighton	11/20/17	89-100	L	33-67	.493	11-29	.379	23-35	.657	7	37	44
vs. Wisconsin	11/21/17	72-70	W	25-52	.481	5-22	.227	15-22	.682	4	21	25
UC Irvine	11/26/17	87-63	W	22-64	.344	10-24	.417	9-14	.643	12	28	40
CSU Bakersfield	11/29/17	75-66	W	20-67	.299	10-33	.303	16-20	.800	15	27	42
Detroit Mercy	12/03/17	106-73	W	28-65	.431	9-27	.333	8-14	.571	6	23	29
at Michigan	12/09/17	69-78	OT L	30-64	.469	10-29	.345	8-22	.364	6	24	30
(25) Cincinnati	12/16/17	63-77	L	27-58	.466	8-17	.471	15-23	.652	10	25	35
South Dakota	12/19/17	85-82	W	29-70	.414	10-33	.303	14-20	.700	13	32	45
(7) Kentucky	12/23/17	83-75	W	29-68	.426	6-21	.286	11-16	.688	16	20	36
Washington State	12/29/17	96-82	W	28-59	.475	14-35	.400	12-18	.667	3	27	30
Washington	12/31/17	74-53	W	19-68	.279	2-27	.074	13-18	.722	20	18	38
at Stanford	01/04/18	99-107	2OT L	38-74	.514	9-21	.429	22-32	.688	11	42	53
at California	01/06/18	107-84	W	30-73	.411	8-22	.364	16-26	.615	21	19	40
Utah	01/11/18	83-64	W	24-52	.462	7-26	.269	9-11	.818	8	19	27
Colorado	01/13/18	59-68	L	22-51	.431	11-22	.500	13-17	.765	6	27	33
at Oregon State	01/18/18	63-69	L	23-63	.365	7-17	.412	16-22	.727	18	27	45
at Oregon	01/20/18	91-94	L	32-67	.478	11-32	.344	19-23	.826	11	20	31
California	01/25/18	70-57	W	22-62	.355	4-16	.250	9-16	.563	19	22	41
Stanford	01/27/18	89-73	W	28-61	.459	8-20	.400	9-12	.750	9	19	28
USC	02/03/18	82-79	W	30-70	.429	9-30	.300	10-13	.769	14	24	38
at (13) Arizona	02/08/18	82-74	W	29-66	.439	8-22	.364	8-10	.800	11	24	35
at Arizona State	02/10/18	79-88	L	27-64	.422	9-29	.310	25-28	.893	8	31	39
Oregon State	02/15/18	75-68	W	24-57	.421	8-21	.381	12-18	.667	6	27	33
Oregon	02/17/18	86-78	OT W	30-74	.405	13-39	.333	5-11	.455	12	25	37
at Utah	02/22/18	78-84	L	29-55	.527	11-29	.379	15-17	.882	6	24	30
at Colorado	02/25/18	76-80	L	24-58	.414	14-30	.467	18-25	.720	8	30	38
at USC	03/03/18	83-72	W	26-65	.400	5-19	.263	15-19	.789	9	26	35
vs. Stanford	03/08/18	88-77	W	25-57	.439	9-22	.409	18-25	.720	8	29	37
vs. (15) Arizona	03/09/18	76-87	OT L	29-66	.439	7-24	.292	13-18	.722	10	32	42

**UCLA's Individual Single-Game Highs (2017-18)**

Points	Aaron Holiday at USC vs. Stanford	34 March 3, 2018 March 8, 2018
Rebounds	Thomas Welsh vs. Oregon State vs. Arizona	17 Feb. 15, 2018 March 9, 2018
Assists	Jaylen Hands vs. Stanford	10 Jan. 27, 2018
	Aaron Holiday vs. Oregon State	10 Feb. 15, 2017
FG Made	Aaron Holiday vs. Stanford	25 March 8, 2018
FG Att.	Aaron Holiday vs. Stanford	25 March 8, 2018
3-pt Made	Aaron Holiday at USC	6 March 3, 2018
3-pt Att.	Aaron Holiday vs. Arizona	12 March 9, 2018
FT Made	Aaron Holiday at Oregon State	11 (12 attempts) Jan. 18, 2018
FT Att.	Kris Wilkes vs. UC Irvine	13 (8 FT made) Nov. 26, 2017
Steals	Aaron Holiday vs. Central Arkansas	5 Nov. 15, 2017
Blocks	G.G. Goloman at USC	4 March 3, 2018
Minutes	Aaron Holiday at Stanford (2-OT)	48 Jan. 4, 2018

## AGAINST TOP-RANKED FOES

Since the start of the 2015-16 season, UCLA has logged six wins over top-10 teams, winning five of their last six games versus top-five ranked opposition. In 2016-17, the Bruins defeated (1) Kentucky and (4) Arizona on the road and beat (5) Oregon in Pauley Pavilion. Two seasons ago, the Bruins took down (1) Kentucky and (7) Arizona in Pauley Pavilion.

### The last time that UCLA ...

Faced a top-10 team:	vs. No. 7 Kentucky	W, 83-75	Dec. 23, 2017
Faced a top-10 team at home:	vs. No. 5 Oregon	W, 82-79	Feb. 9, 2017
Faced a top-10 team in a true road game:	at No. 4 Arizona	W, 77-72	Feb. 25, 2017
Defeated a top-10 team:	vs. No. 7 Kentucky	W, 83-75	Dec. 23, 2017
Defeated a top-10 team in a true road game:	at No. 4 Arizona	W, 77-72	Feb. 25, 2017
Faced a top-10 non-conference team:	vs. No. 7 Kentucky	W, 83-75	Dec. 23, 2017
Faced a top-10 non-conference team at home:	vs. No. 1 Kentucky	W, 87-77	Dec. 3, 2015
Defeated a top-10 non-conference team:	vs. No. 7 Kentucky	W, 83-75	Dec. 23, 2017
Defeated a top-10 non-conference team at home:	vs. No. 1 Kentucky	W, 87-77	Dec. 3, 2015
Defeated a top-10 non-conference team (road/neutral):	vs. No. 7 Kentucky	W, 83-75	Dec. 23, 2017

## AGAINST NUMBER ONE

Steve Alford's UCLA teams have gone 2-3 during the past four seasons against the nation's No. 1-ranked team (as ranked in that week's AP poll). The Bruins defeated No. 1 Kentucky on Dec. 3, 2016, in their first-ever trip to Rupp Arena. Two years ago, UCLA downed No. 1 Kentucky, 87-77, in Pauley Pavilion on Dec. 3, 2015. Other recent games against No. 1 teams took place against Kentucky in Chicago (Dec. 20, 2014), at home versus Arizona (Jan. 9, 2014) and in the Sweet 16 against Florida (March 27, 2014). UCLA has gone 12-22 all-time against the Associated Press' No. 1-ranked team.

The Last Time ...	Date	Result	Score	Opponent	Venue
Played No. 1 team	12/03/2016	W	97-92	Kentucky	Rupp Arena
Defeated No. 1 team	12/03/2016	W	97-92	Kentucky	Rupp Arena
Defeated No. 1 team at home	12/03/2015	W	87-77	Kentucky	Pauley Pavilion
Defeated No. 1 team on road	12/03/2016	W	97-92	Kentucky	Rupp Arena

- Kentucky was ranked No. 1 in the nation in both the AP and USA Today Coaches polls when UCLA faced them in Dec. 2014, Dec. 2015 and Dec. 2016. The Bruins' victory at Rupp Arena on Dec. 3, 2016, marked their first victory on the road at a No. 1-ranked team since Feb. 3, 2001 (when UCLA knocked off Stanford, 79-73). UCLA had not played a road game at the nation's No. 1-ranked team since Feb. 13, 2003 (UCLA lost at No. 1 Arizona, 106-70).

- UCLA's win at Kentucky on Dec. 3, 2016, marked the program's first victory in a true road game against the nation's top-ranked team since Feb. 3, 2001, when the Bruins defeated Stanford, 79-73, in Maples Pavilion. Since the start of the 1999-2000 season, UCLA has gone 6-8 against the nation's No. 1-ranked team. Steve Alford's UCLA teams have posted a 2-3 record the previous four seasons against the nation's No. 1-ranked team (as ranked in that week's AP poll).

- This season's game against Kentucky marked UCLA's fifth meeting with the Wildcats in four seasons. The Bruins have gone 3-2 against Kentucky in those five games (spanning four seasons). Last season, UCLA won at Rupp Arena (97-92 on Dec. 3, 2016) before the Wildcats knocked off the Bruins, 86-75, in the Sweet 16 of the NCAA Tournament (on March 24, 2017, at FedEx Forum in Memphis, Tenn.). UCLA's win against Kentucky this season took place in New Orleans, La.

## BRUINS IN THE CLASSROOM

Student-Athlete	Year	Major
Prince Ali	R-SO	African American studies
Armani Dodson	SO	undeclared
Gyorgy "G.G." Goloman	SR	psychology
Jaylen Hands	FR	undeclared
Jalen Hill	FR	history
Aaron Holiday	JR	history
Ikenna Okwarabizie	JR	African American studies
Alex Olesinski	R-SO	economics
Cody Riley	FR	undeclared
Chris Smith	FR	undeclared
Joseph Wallace	FR	undeclared
Thomas Welsh	SR	economics
Kris Wilkes	FR	undeclared
Alec Wulff	SR	geography/environmental studies
Isaac Wulff	SO	undeclared

## 2016-17, AT A GLANCE

Gone from last season's team are Bryce Alford and Isaac Hamilton (graduated) as well as Lonzo Ball, TJ Leaf and Ike Anigbogu (those three freshmen were all selected in the NBA Draft). Alford concluded his career as the school's all-time leader in three-point field goals made (329). He also set UCLA's single-season record for three-pointers (116 in 2016-17). As a freshman, Ball set UCLA's single-season assists mark (274 assists, 36 games).

The Bruins have made at least one three-pointer in their previous 621 games. The last game in which UCLA did not make a three-pointer was against Stanford on Feb. 3, 2000. Last season, UCLA set the Pac-12 single-season record with 354 three-pointers made (besting the previous Pac-12 record of 350, set by Oregon in 2006-07).

Last season's UCLA team set the Pac-12 single-season assists record (771), shattering the mark of 673 assists set by UCLA in 1973-74 (the first season in which the Bruins formally tracked assists as a stat). The Bruins totaled 30 assists in last season's 102-80 home win over Arizona State (1/19/17), marking UCLA's first game with at least 30 assists since Feb. 23, 1995 (when UCLA had 32 assists in a 104-88 win over California).

## UCLA vs. RANKED TEAMS SINCE 2005-06 (AP POLL)

Date	Team	Score	Opp Rank	UCLA Rank
03/09/18	Arizona	L 67-78 (OT)	15	-
02/08/18	Arizona	W 82-74	13	-
12/23/17	Kentucky	W 83-75	7	-
12/16/17	Cincinnati	L 63-77	25	-
03/24/17	Kentucky	L 75-86	5	8
03/19/17	Cincinnati	W 79-67	18	8
03/10/17	Arizona	L 75-86	7	3
02/25/17	Arizona	W 77-72	4	5
02/09/17	Oregon	W 82-79	5	10
01/21/17	Arizona	L 85-96	14	3
12/28/16	Oregon	L 87-89	21	2
12/03/16	Kentucky	W 97-92	1	11
03/02/16	Oregon	L 68-76	9	-
02/12/16	Arizona	L 75-81	17	-
01/07/16	Arizona	W 87-84	7	-
12/19/15	North Carolina	L 76-89	11	22
12/12/15	Gonzaga	W 71-66	20	-
12/03/15	Kentucky	W 87-77	1	-
11/24/15	Kansas	L 73-92	5	-
03/27/15	Gonzaga	L 62-74	7	-
03/19/15	SMU	W 60-59	20	-
03/13/15	Arizona	L 64-70	5	-
02/21/15	Arizona	L 47-57	7	-
01/29/15	Utah	W 69-59	11	-
01/04/15	Utah	L 39-71	10	-
12/20/14	Kentucky	L 44-83	1	-
12/13/14	Gonzaga	L 74-87	9	-
11/27/14	North Carolina	L 56-78	5	22
03/27/14	Florida	L 68-79	1	20

Date	Team	Score	Opp Rank	UCLA Rank
03/15/14	Arizona	W 75-71	4	-
01/16/14	Colorado	W 69-56	21	25
01/09/14	Arizona	L 75-79	1	-
12/19/13	Duke	L 63-80	8	-
03/15/13	Arizona	W 66-64	18	24
03/02/13	Arizona	W 74-69	11	-
01/24/13	Arizona	W 84-73	6	-
01/19/13	Oregon	L 67-76	21	24
12/28/12	Missouri	W 97-94 (OT)	7	-
12/01/12	San Diego State	L 69-78	23	24
11/23/11	Michigan	L 63-79	15	-
11/22/11	Kansas	L 56-72	14	-
03/19/11	Florida	L 65-73	15	-
02/26/11	Arizona	W 71-49	10	-
12/18/10	BYU	W 86-79	16	-
12/02/10	Kansas	L 76-77	4	-
11/24/10	Villanova	L 70-82	7	-
12/06/09	Kansas	L 61-73	1	-
11/27/09	Butler	L 67-69	12	-
03/21/09	Villanova	L 69-89	11	18
02/19/09	Washington	W 85-76	22	20
02/12/09	Arizona State	L 67-74	18	11
01/17/09	Arizona State	L 58-61 (OT)	16	9
12/04/08	Texas	L 64-68	8	12
04/05/08	Memphis	L 63-78	2	3
03/29/08	Xavier	W 76-57	12	3
03/15/08	Stanford	W 67-64	11	3
03/06/08	Stanford	W 77-67 (OT)	7	3
02/07/08	Washington St.	W 67-59	17	5

Date	Team	Score	Opp Rank	UCLA Rank
01/12/08	Washington St.	W 81-74	4	5
01/03/08	Stanford	W 76-67	20	5
12/02/07	Texas	L 61-63	8	2
11/20/07	Michigan State	W 68-63	10	2
03/31/07	Florida	L 66-76	3	7
03/24/07	Kansas	W 68-55	2	7
03/22/07	Pittsburgh	W 64-55	10	7
03/01/07	Washington St.	W 53-45	13	2
02/17/07	Arizona	W 81-66	19	5
02/07/07	USC	W 70-65	19	2
02/01/07	Oregon	W 69-57	9	5
01/20/07	Arizona	W 73-69	11	3
01/06/07	Oregon	L 66-68	16	1
12/31/06	Washington	W 96-74	13	1
12/09/06	Texas A&M	W 65-62	6	1
11/22/06	Georgia Tech	W 88-73	19	5
11/21/06	Kentucky	W 73-68	20	5
04/03/06	Florida	L 57-73	10	7
04/01/06	LSU	W 59-45	19	7
03/25/06	Memphis	W 50-45	4	7
03/23/06	Gonzaga	W 73-71	5	7
02/11/06	Washington	L 67-70	21	13
01/21/06	West Virginia	L 56-60	12	18
01/14/06	Washington	L 65-69	13	11
01/05/06	Arizona	W 85-79	21	17
12/10/05	Nevada	W 67-56	17	16
11/23/05	Memphis	L 80-88	11	16

## WHO HAS UCLA PLAYED?

Since arriving as the Bruins' head coach in the spring of 2013, Steve Alford has added several marquee tournaments and home-and-home series to UCLA's schedule. The Bruins played in the 2014 Battle 4 Atlantis (Nassau, Bahamas), the 2015 Maui Invitational (Lahaina, Hawaii), the 2016 Wooden Legacy in Orange County (California) and the 2017 Pac-12 China Game in Shanghai. Under Alford, the Bruins have added home-and-home series against Gonzaga, Kentucky, Michigan and Cincinnati and have a home-and-home series against Notre Dame scheduled for the following two seasons (Dec. 2018 and Dec. 2019). In addition, the Bruins were able to add a neutral-site game against Duke in Dec. 2013 (at Madison Square Garden in New York) and played in the CBS Sports Classic on Dec. 23, 2017 for the fifth consecutive year.

Date	Opponent	Tournament or Home & Home	Result	Score	Venue
11/28/13	Nevada	Continental Tire Las Vegas Invitational	W	105-84	Orleans Arena (Las Vegas)
11/29/13	Northwestern	Continental Tire Las Vegas Invitational	W	95-79	Orleans Arena (Las Vegas)
12/19/13	Duke	Carquest Auto Parts Classic	L	63-80	Madison Square Garden (NYC)
12/28/13	Alabama	Home & Home Series	W	75-67	Pauley Pavilion
11/26/14	Oklahoma	Battle 4 Atlantis	L	65-75	Atlantis Resort (Bahamas)
11/27/14	North Carolina	Battle 4 Atlantis	L	56-78	Atlantis Resort (Bahamas)
11/28/14	UAB	Battle 4 Atlantis	W	88-76	Atlantis Resort (Bahamas)
12/13/14	Gonzaga	Home & Home Series	L	74-87	Pauley Pavilion
12/28/14	at Alabama	Home & Home Series	L	50-56	Coleman Coliseum
12/20/14	Kentucky	CBS Sports Classic	L	44-83	United Center (Chicago)
11/23/15	UNLV	Maui Jim Maui Invitational	W	77-75	Lahaina Civic Center
11/24/15	Kansas	Maui Jim Maui Invitational	L	73-92	Lahaina Civic Center
11/25/15	Wake Forest	Maui Jim Maui Invitational	L	77-80	Lahaina Civic Center
12/03/15	Kentucky	Home & Home Series	W	87-77	Pauley Pavilion
12/12/15	at Gonzaga	Home & Home Series	W	71-66	McCarthy Athletic Center
12/19/15	North Carolina	CBS Sports Classic	L	76-89	Barclays Center (Brooklyn)
11/24/16	Portland	Wooden Legacy	W	99-77	Titan Gym (Fullerton, Calif.)
11/25/16	Nebraska	Wooden Legacy	W	82-71	Titan Gym (Fullerton, Calif.)
11/27/16	Texas A&M	Wooden Legacy	W	74-67	Honda Center (Anaheim, Calif.)
12/03/16	at Kentucky	Home & Home Series	W	97-92	Rupp Arena
12/10/16	Michigan	Home & Home Series	W	102-84	Pauley Pavilion
12/17/16	Ohio State	CBS Sports Classic	W	82-68	T-Mobile Arena (Las Vegas)
11/20/17	Creighton	Hall of Fame Classic	L	89-100	Sprint Center (Kansas City, Mo.)
11/21/17	Wisconsin	Hall of Fame Classic	W	72-70	Sprint Center (Kansas City, Mo.)
12/09/17	at Michigan	Home & Home Series	(OT) L	69-78	Ann Arbor, Mich.
12/16/17	Cincinnati	Home & Home Series	L	63-77	Pauley Pavilion
12/23/17	Kentucky	CBS Sports Classic	W	83-75	Smoothie King Center (New Orleans)

## UCLA SIGNS THREE HIGH SCHOOL STANDOUTS DURING EARLY SIGNING PERIOD

*Bruins' incoming class for next season includes Jules Bernard, Kenneth Nwuba and David Singleton*

UCLA received signed National Letters of Intent from high school seniors Jules Bernard, Kenneth Nwuba and David Singleton during the early signing period in November 2017 (announced by head coach Steve Alford on Nov. 16, 2017).

Bernard, Nwuba and Singleton will enroll at UCLA in 2018 and begin their freshman seasons in Westwood during the 2018-19 school year. All three student-athletes are currently high school seniors – Bernard at Windward School (Los Angeles), Singleton at Bishop Montgomery High School (Torrance, Calif.) and Nwuba at Huntington Prep in West Virginia.

"We're very excited to add these three young men to our program," Alford said. "With Jules and David, you're talking about a pair of talented guards from the Los Angeles area who have had successful high school careers. David helped lead Bishop Montgomery to the CIF state title last year, which is an extremely impressive feat here in California. Being able to add Kenneth to our team's frontcourt is tremendous. He's a player with great athletic ability, size and strength. These three players provide a great start for our 2018 recruiting class."

Bernard has been ranked No. 38, nationally, in his high school class by Rivals.com. The 6-foot-6 guard from Los Angeles has also been tabbed the No. 43 player in the country by Scout.com and No. 46 by ESPN.com. As a junior last season at Windward, he averaged 25.3 points and 13.7 rebounds per game. Bernard secured All-CIF Southern Section Division 2AA honors last season and captured first-team Division 3 acclaim from MaxPreps.com.

Singleton has been ranked No. 68, nationally, in his high school class by Scout.com. He has also been ranked No. 67 by ESPN.com and No. 95 by Rivals.com. A 6-foot-4 guard from Los Angeles, Singleton registered 16.2 points and 6.1 rebounds per game last season as a junior. He helped his high school program win the 2017 CIF State Championship in the Open Division final. In addition, Singleton secured Los Angeles Times All-Area Team honors and was selected to the All-CIF Southern Section Open Division Team.

Nwuba, a 6-foot-10 center who is originally from Lagos, Nigeria, spent last season at Oak Hill Academy in Virginia and is currently a senior at Huntington Prep. As a junior in 2016-17, Nwuba averaged seven points, eight rebounds and nearly four blocks per game.

### UCLA'S SIGNEES FOR 2018-19

Jules Bernard	G	6-6	Los Angeles, Calif.
Kenneth Nwuba	C	6-10	Lagos, Nigeria
David Singleton	G	6-4	Los Angeles, Calif.

## BRUINS IN OVERTIME

The Bruins have played five games into overtime this season – UCLA defeated Central Arkansas (106-101) and Oregon (Feb. 17) at home, lost on the road at Michigan (78-69) and Stanford (107-99, 2-OT) and in a Pac-12 Tournament semifinal against Arizona (March 9). Since the start of the 1999-2000 season, UCLA has gone 23-16 in overtime games. Below are each of the Bruins' overtime contests dating back to the start of the 1996-97 season.

Date	Opponent	W/L	Score
------	----------	-----	-------

### *under Steve Alford (3-6)*

03/09/18	Arizona	L	67-78	N 1-OT
02/17/18	Oregon	W	86-78	H 1-OT
01/04/18	Stanford	L	99-107	A 2-OT
12/09/17	Michigan	L	69-78	A 1-OT
11/15/17	Central Arkansas	W	106-101	H 1-OT
01/01/16	Washington	L	93-96	A 2-OT
11/13/15	Monmouth	L	81-84	H 1-OT
01/08/15	Stanford	W	86-81	H 2-OT
02/27/14	Oregon	L	83-87	A 2-OT

### *under Ben Howland (12-8)*

02/27/13	Arizona State	W	79-74	H 1-OT
01/30/13	USC	L	71-75	H 1-OT
12/28/12	Missouri	W	97-94	H 1-OT
11/13/12	UC Irvine	W	80-79	H 1-OT
03/05/11	Washington State	W	58-54	A 1-OT
02/20/11	California	L	72-76	A 1-OT
01/29/11	Arizona State	W	73-72	A 1-OT
01/28/10	Oregon	L	66-71	A 1-OT
01/06/10	California	W	76-75	A 1-OT
11/16/09	Cal State Fullerton	L	65-68	H 2-OT
01/17/09	Arizona State	L	58-61	H 1-OT
03/06/08	Stanford	W	77-67	H 1-OT
03/08/07	California	L	69-76	N 1-OT
03/02/06	California	W	67-58	A 1-OT
02/03/05	Washington State	W	58-56	A 1-OT
01/06/05	Washington State	W	80-77	H 2-OT
02/25/04	USC	L	77-78	A 1-OT
02/12/04	Arizona State	L	62-74	A 1-OT
01/10/04	Washington	W	86-84	A 1-OT
12/13/03	Loyola Marymount	W	69-66	H 1-OT

### *under Steve Lavin (12-4)*

03/13/03	Arizona	W	96-89	N 1-OT
02/20/03	California	W	76-75	H 1-OT
01/30/03	Oregon	L	91-96	H 1-OT
11/26/02	San Diego	L	81-86	H 1-OT
03/17/02	Cincinnati	W	105-101	N 2-OT
02/24/01	Oregon State	W	68-65	A 1-OT
02/15/01	Arizona	W	79-77	H 1-OT
11/10/00	Kentucky	W	97-92	N 1-OT
03/04/00	Stanford	W	94-93	A 1-OT
12/23/99	South Florida	W	103-98	N 1-OT
01/04/99	Arizona State	W	88-85	H 1-OT
02/18/98	USC	W	82-75	A 1-OT
03/20/97	Iowa State	W	74-73	N 1-OT
01/30/97	Oregon	L	85-87	A 1-OT
01/18/97	Arizona	W	84-78	H 1-OT
11/20/96	Tulsa	L	76-77	H 1-OT

## BRUINS IN THE NBA (MARCH 2018)

Player	NBA Team	NBA Season	Years in NBA	Years at UCLA
Arron Afflalo	Orlando Magic	11th season	2008-2017	2005-2007
Ike Anigbogu	Indiana Pacers	1st season	1st season	2017
Kyle Anderson	San Antonio Spurs	4th season	2015-2017	2013-2014
Trevor Ariza	Houston Rockets	14th season	2005-2017	2004
Lonzo Ball	Los Angeles Lakers	1st season	1st season	2017
Darren Collison	Indiana Pacers	9th season	2010-2017	2006-2009
Jrue Holiday	New Orleans Pelicans	9th season	2010-2017	2009
Zach LaVine	Chicago Bulls	4th season	2015-2017	2014
T.J. Leaf	Indiana Pacers	1st season	1st season	2017
Kevon Looney	Golden State Warriors	3rd season	2016-2017	2015
Kevin Love	Cleveland Cavaliers	10th season	2009-2017	2008
Luc Richard Mbah a Moute	Houston Rockets	10th season	2009-2017	2006-2008
Shabazz Muhammad	Minnesota Timberwolves	5th season	2014-2017	2013
Norman Powell	Toronto Raptors	3rd season	2016-2017	2012-2015
Travis Wear	Los Angeles Lakers	2nd season	2015, 2018	2012-2014
Russell Westbrook	Oklahoma City Thunder	10th season	2009-2017	2007-2008

• Since 1948, UCLA has produced the second-most NBA draft selections (118) ... Kentucky tops that list with 124 draft picks. Trailing Kentucky and UCLA on the all-time list are North Carolina (112) and Duke (90) ... with 16 former players on NBA rosters, UCLA leads all Pac-12 programs in that category and ranks fourth, nationally ... last season, 13 Bruins competed in the NBA, including five players from UCLA's 2013-14 squad.

• Last season, Russell Westbrook became the third player from UCLA to secure NBA Most Valuable Player acclaim ... Kareem Abdul-Jabbar (known as Lew Alcindor while in college) earned MVP honors six times (1971, 1972, 1974, 1976, 1977 and 1980) and Bill Walton was named the league's MVP in 1978 ... last summer, UCLA became the first school in the nation to have produced three players who have won the NBA's Most Valuable Player Award.

## FROM WESTWOOD TO THE NBA

• Russell Westbrook was named MVP of the NBA All-Star Game in 2015 and 2016 ... this season, Westbrook was selected to compete in the NBA's All-Star Game for the seventh time ... last season, he scored 41 points in the contest ... Kevin Love, who was teammates with Westbrook at UCLA in 2007-08, was chosen this season for the fifth time in his career.

• UCLA's former guards stole the show at both NBA All-Star Weekends in 2015 (New York) and 2016 (Toronto) ... during of those two All-Star Weekends, Zach LaVine won the annual Slam Dunk Contest one night before Westbrook captured NBA All-Star Game Most Valuable Player (MVP) accolades.

• Ten UCLA players under head coach Steve Alford have advanced to the NBA. Six of those Bruins were first-round NBA draft picks (Zach LaVine, Jordan Adams, Kyle Anderson, Kevon Looney, Lonzo Ball and T.J. Leaf). Norman Powell and Ike Anigbogu were second-round draft picks, while Travis Wear and David Wear joined NBA teams as undrafted free agents.

## PRESEASON PROJECTIONS

UCLA was selected third in the preseason Pac-12 media poll, announced at Pac-12 media day in San Francisco (Oct. 12). Arizona was picked to finish first in the preseason poll, earning 22 of 23 first-place votes. USC was selected second, receiving one first-place vote.

**PREDICTIONS:** Members of the media have correctly picked the regular-season winner of the conference 16 times in 26 tries, while the winner has been accurately chosen in 18 of the 29 all-time preseason votes. UCLA was selected third in last season's preseason poll and finished third in the league standings with a 15-3 conference record.

**LAST TIME:** UCLA last won the Pac-12's regular-season crown in 2012-13. Other previous regular-season titles for UCLA took place in 2005-06, 2006-07 and 2007-08. The Bruins finished second in the league in 2013-14 and third in 2016-17. UCLA most recently won the Pac-12 Tournament Championship in 2014 (in Las Vegas, Nev.).

Team	Points
1. Arizona (22)	273
2. USC (1)	251
3. UCLA	223
4. Oregon	203
5. Stanford	182
6. Arizona State	146
7. Utah	129
8. Oregon State	125
9. Colorado	112
10. Washington	71
11. California	46
12. Washington State	33

## MO OSTIN BASKETBALL CENTER

UCLA officially opened the Mo Ostin Basketball Center with a grand opening ceremony on Oct. 26, 2017. The state-of-the-art facility not only provides the men's and women's basketball teams with vital resources, but also frees up facility access for other programs and student-athletes. With approximately 35,000 gross square feet of space, the facility stands near Pauley Pavilion's southwest corner, along the south end of the Los Angeles Tennis Center.

The Mo Ostin Basketball Center was designed by award-winning architectural design firm Kevin Daly Architects, in partnership with globally acclaimed high-performance design firm AECOM. The practice facility features two separate courts – Russell Westbrook Court for the men's team and Ann Meyers Drysdale Court for the women's team. The building also houses the Kevin Love Athletic Performance Center, which is raised over the main entrance, has its own skylights and includes separate offices for the athletic performance staffs of the men's and women's basketball teams.

UCLA's facility also features separate conference rooms for the men's and women's basketball teams that each overlook their respective courts. The Mo Ostin Basketball Center includes locker rooms for the student-athletes, a film room, an equipment room, a training room, a nutrition center, an alumni locker room and locker rooms for the coaching staffs. Portions of the facility's hallways include "By the Numbers" displays and an Under Armour uniform presentation. Adjacent to both courts is a "Champions Plaza" patio with a wall that honors student-athletes from past men's and women's teams.

The Bruins' state-of-the-art facility is named after legendary music industry executive and philanthropist Morris "Mo" Ostin, who generously committed \$10 million to the project. Ostin, who holds a B.A. in Economics from UCLA, serves as Chairman Emeritus of Warner Bros. His influence is reflected throughout the building, from a state-of-the-art sound system, acoustics and videoboard to the design of the donor display in the lobby, which was modeled after a sheet of music.



Josh Lewin (left) and Tracy Murray

## UCLA BASKETBALL ON THE AIR

For the 10th straight season, UCLA men's basketball games are being produced by the UCLA Sports Network from IMG, with AM 570 Fox Sports LA in Los Angeles serving as the flagship station for the network.

The 2017-18 campaign marks the 21st year of UCLA's partnership with AM 570 Fox Sports LA owner iHeartMedia (formerly Clear Channel Communications). Other stations on the UCLA Sports Network from IMG include KXEX (1550 AM) in Fresno, Calif., and KSLK (96.1 FM) in Visalia, Calif. The primary sister station in Southern California is AM 1150 (KEIB), when scheduling conflicts arise with other Los Angeles-based professional teams.

All 31 regular-season games are being televised live in 2017-18. The Bruins have at least 12 games broadcast by the ESPN family of networks. Four are to be televised by FOX Sports, and 12 are being carried by Pac-12 Networks. CBS is televising three games on consecutive Saturdays next month (Dec. 9, Dec. 16, Dec. 23).

Josh Lewin enters his second year serving as the play-by-play voice for UCLA men's basketball and football. He was at UCLA in June 2016. In addition to calling UCLA men's basketball and football games, Lewin recently completed his sixth season handling play-by-play duties for the New York Mets. He served as the voice of the San Diego Chargers for 12 seasons (2005-06 through 2016-17). Lewin has over two decades of experience calling NFL, MLB, NHL and NCAA football and basketball contests.

Lewin is joined at his broadcast position by Tracy Murray, now in his ninth season as an analyst. Murray, who played at UCLA from 1990-92 before enjoying a 12-year NBA career, spent the 2015-16 season as a shooting coach for the Los Angeles Lakers. Previously, he served as a radio analyst with UCLA from 2008 through 2015.

Murray currently ranks 10th on UCLA's all-time scoring list with 1,792 career points in 98 games. He was a first-round pick in the 1992 NBA Draft by the San Antonio Spurs following his junior season at UCLA (1991-92).

Fans around the nation can also follow select UCLA games on SIRIUS and XM Satellite Radio. Broadcasts can be heard online by visiting [www.uclabruins.com](http://www.uclabruins.com).

## LISTEN WITH "TUNE IN"

Fans can listen to UCLA men's basketball games at AM 570 (KLAC) or via the TuneIn Radio app, available free of charge by visiting [www.tunein.com](http://www.tunein.com). UCLA's home games will be broadcast on AM 1150 when the Los Angeles Clippers have a radio broadcast on AM 570.

The TuneIn radio app allows fans to listen to the world's sports, news, talk and music online and through mobile devices.

**UCLA's ALL-TIME NCAA TOURNAMENT RESULTS (page 1 of 3)**

DATE	W/L	OPPONENT	UCLA	OPP	TOURNAMENT	SITE
<b>1949-50</b>	<b>(0-2)</b>					
3/24/50	L	Bradley	59	73	NCAA West Regional	Kansas City, Mo.
3/25/50	L	BYU	62	83	NCAA West Regional	Kansas City, Mo.
<b>1951-52</b>	<b>(0-2)</b>					
3/21/52	L	Santa Clara	59	68	NCAA West Regional	Corvallis, Ore.
3/22/52	L	Oklahoma City	53	55	NCAA West Regional	Corvallis, Ore.
<b>1955-56</b>	<b>(1-1)</b>					
3/16/56	L	San Francisco	61	72	NCAA West Regional	Corvallis, Ore.
3/17/56	W	Seattle	94	70	NCAA West Regional	Corvallis, Ore.
<b>1961-62</b>	<b>(2-2)</b>					
3/16/62	W	Utah State	73	62	NCAA West Regional	Provo, Utah
3/17/62	W	Oregon State	88	69	NCAA West Regional	Provo, Utah
3/23/62	L	Cincinnati	70	72	NCAA Final Four Semifinal	Louisville, Ky.
3/24/62	L	Wake Forest	80	82	NCAA Final Four Consolation	Louisville, Ky.
<b>1962-63</b>	<b>(0-2)</b>					
3/15/63	L	Arizona State	79	93	NCAA West Regional	Provo, Utah
3/16/63	L	San Francisco	75	76	NCAA West Regional	Provo, Utah
<b>1963-64</b>	<b>(4-0)</b>					
3/13/64	W	Seattle	95	90	NCAA West Regional	Corvallis, Ore.
3/14/64	W	San Francisco	76	72	NCAA West Regional	Corvallis, Ore.
3/20/64	W	Kansas State	90	84	NCAA Final Four Semifinal	Kansas City, Mo.
3/21/64	W	Duke	98	83	NCAA Final Four Championship	Kansas City, Mo.
<b>1964-65</b>	<b>(4-0)</b>					
3/12/65	W	BYU	100	76	NCAA West Regional	Provo, Utah
3/13/65	W	San Francisco	101	93	NCAA West Regional	Provo, Utah
3/19/65	W	Wichita State	108	89	NCAA Final Four Semifinal	Portland, Ore.
3/20/65	W	Michigan	91	80	NCAA Final Four Championship	Portland, Ore.
<b>1966-67</b>	<b>(4-0)</b>					
3/17/67	W	Wyoming	109	60	NCAA West Regional	Corvallis, Ore.
3/18/67	W	Pacific	80	64	NCAA West Regional	Corvallis, Ore.
3/24/67	W	Houston	73	58	NCAA Final Four Semifinal	Louisville, Ky.
3/25/67	W	Dayton	79	64	NCAA Final Four Championship	Louisville, Ky.
<b>1967-68</b>	<b>(4-0)</b>					
3/15/68	W	New Mexico State	58	49	NCAA West Regional	Albuquerque, N.M.
3/16/68	W	Santa Clara	87	66	NCAA West Regional	Albuquerque, N.M.
3/22/68	W	Houston	101	69	NCAA Final Four Semifinal	Los Angeles, Calif.
3/23/68	W	North Carolina	78	55	NCAA Final Four Championship	Los Angeles, Calif.
<b>1968-69</b>	<b>(4-0)</b>					
3/13/69	W	New Mexico State	53	38	NCAA West Regional	Pauley Pavilion
3/15/69	W	Santa Clara	90	52	NCAA West Regional	Pauley Pavilion
3/20/69	W	Drake	85	82	NCAA Final Four Semifinal	Louisville, Ky.
3/22/69	W	Purdue	92	72	NCAA Final Four Championship	Louisville, Ky.
<b>1969-70</b>	<b>(4-0)</b>					
3/12/70	W	Long Beach State	88	65	NCAA West Regional	Seattle, Wash.
3/14/70	W	Utah State	101	79	NCAA West Regional	Seattle, Wash.
3/19/70	W	New Mexico State	93	77	NCAA Final Four Semifinal	College Park, Md.
3/21/70	W	Jacksonville	80	69	NCAA Final Four Championship	College Park, Md.
<b>1970-71</b>	<b>(4-0)</b>					
3/18/71	W	BYU	91	73	NCAA West Regional	Salt Lake City, Utah
3/20/71	W	Long Beach State	57	55	NCAA West Regional	Salt Lake City, Utah
3/25/71	W	Kansas	68	60	NCAA Final Four Semifinal	Houston, Texas
3/27/71	W	Villanova	68	62	NCAA Final Four Championship	Houston, Texas
<b>1971-72</b>	<b>(4-0)</b>					
3/16/72	W	Weber State	90	58	NCAA West Regional	Provo, Utah
3/18/72	W	Long Beach State	73	57	NCAA West Regional	Provo, Utah
3/23/72	W	Louisville	96	77	NCAA Final Four Semifinal	Los Angeles, Calif.
3/25/72	W	Florida State	81	76	NCAA Final Four Championship	Los Angeles, Calif.
<b>1972-73</b>	<b>(4-0)</b>					
3/15/73	W	Arizona State	98	81	NCAA West Regional	Pauley Pavilion
3/17/73	W	San Francisco	54	39	NCAA West Regional	Pauley Pavilion
3/24/73	W	Indiana	70	59	NCAA Final Four Semifinal	St. Louis, Mo.
3/26/73	W	Memphis	87	66	NCAA Final Four Championship	St. Louis, Mo.
<b>1973-74</b>	<b>(3-1)</b>					
3/14/74	W	Dayton	(3 OT) 111	100	NCAA West Regional	Tucson, Ariz.
3/16/74	W	San Francisco	83	60	NCAA West Regional	Tucson, Ariz.
3/23/74	L	N.C. State	(2 OT) 77	80	NCAA Final Four Semifinal	Greensboro, N.C.
3/25/74	W	Kansas	78	61	NCAA Final Four Consolation	Greensboro, N.C.

**UCLA's ALL-TIME NCAA TOURNAMENT RESULTS (page 2 of 3)**

DATE	W/L	OPPONENT	UCLA	OPP	TOURNAMENT	SITE
<b>1974-75</b>	<b>(5-0)</b>					
3/15/75	W	Michigan (OT)	103	91	NCAA West Regional	Pullman, Wash.
3/20/75	W	Montana	67	64	NCAA West Regional	Portland, Ore.
3/22/75	W	Arizona State	89	75	NCAA West Regional	Portland, Ore.
3/29/75	W	Louisville (OT)	75	74	NCAA Final Four Semifinal	San Diego, Calif.
3/31/75	W	Kentucky	92	85	NCAA Final Four Championship	San Diego, Calif.
<b>1975-76</b>	<b>(4-1)</b>					
3/13/76	W	San Diego State	74	64	NCAA West Regional	Eugene, Ore.
3/18/76	W	Pepperdine	70	61	NCAA West Regional	Pauley Pavilion
3/20/76	W	Arizona	82	66	NCAA West Regional	Pauley Pavilion
3/27/76	L	Indiana	51	65	NCAA Final Four Semifinal	Philadelphia, Pa.
3/29/76	W	Rutgers	106	92	NCAA Final Four Consolation	Philadelphia, Pa.
<b>1976-77</b>	<b>(1-1)</b>					
3/12/77	W	Louisville	87	79	NCAA West Regional	Provo, Utah
3/17/77	L	Idaho State	75	76	NCAA West Regional	Provo, Utah
<b>1977-78</b>	<b>(1-1)</b>					
3/11/78	W	Kansas	83	76	NCAA West Regional	Eugene, Ore.
3/16/78	L	Arkansas	70	74	NCAA West Regional	Albuquerque, N.M.
<b>1978-79</b>	<b>(2-1)</b>	<b>No. 1 (WEST)</b>				
3/11/79	W	Pepperdine (9)	76	71	NCAA West Regional	Pauley Pavilion
3/15/79	W	San Francisco (4)	99	81	NCAA West Regional	Provo, Utah
3/17/79	L	DePaul (2)	91	95	NCAA West Regional	Provo, Utah
<b>1979-80</b>	<b>(5-1)</b>	<b>No. 8 (WEST)</b>				
3/7/80	W	Old Dominion (9)	87	74	NCAA First Round	Tempe, Ariz.
3/9/80	W	DePaul (1)	77	71	NCAA Second Round	Tempe, Ariz.
3/13/80	W	Ohio State (4)	72	68	NCAA West Regional	Tucson, Ariz.
3/15/80	W	Clemson (6)	85	74	NCAA West Regional	Tucson, Ariz.
3/22/80	W	Purdue (6, Mideast)	67	62	NCAA Final Four Semifinal	Indianapolis, Ind.
3/24/80	L	Louisville (2, Midwest)	54	59	NCAA Final Four Championship	Indianapolis, Ind.
<b>1980-81</b>	<b>(0-1)</b>	<b>No. 3 (EAST)</b>				
3/14/81	L	BYU (6)	55	78	NCAA Second Round	Providence, R.I.
<b>1982-83</b>	<b>(0-1)</b>	<b>No. 2 (WEST)</b>				
3/19/83	L	Utah (10)	61	67	NCAA Second Round	Boise, Idaho
<b>1986-87</b>	<b>(1-1)</b>	<b>No. 4 (WEST)</b>				
3/12/87	W	Central Michigan (13)	92	73	NCAA First Round	Salt Lake City, Utah
3/14/87	L	Wyoming (12)	68	78	NCAA Second Round	Salt Lake City, Utah
<b>1988-89</b>	<b>(1-1)</b>	<b>No. 7 (SOUTHEAST)</b>				
3/17/89	W	Iowa State (10)	84	74	NCAA First Round	Atlanta, Ga.
3/19/89	L	North Carolina (2)	81	88	NCAA Second Round	Atlanta, Ga.
<b>1989-90</b>	<b>(2-1)</b>	<b>No. 7 EAST</b>				
3/16/90	W	UAB (10)	68	56	NCAA First Round	Atlanta, Ga.
3/18/90	W	Kansas (2)	71	70	NCAA Second Round	Atlanta, Ga.
3/22/90	L	Duke (3)	81	90	NCAA West Regional	East Rutherford, N.J.
<b>1990-91</b>	<b>(0-1)</b>	<b>No. 4 EAST</b>				
3/18/91	L	Penn State (13)	69	74	NCAA First Round	Syracuse, N.Y.
<b>1991-92</b>	<b>(3-1)</b>	<b>No. 1 WEST</b>				
3/20/92	W	Robert Morris (16)	73	53	NCAA First Round	Tempe, Ariz.
3/22/92	W	Louisville (8)	85	69	NCAA Second Round	Tempe, Ariz.
3/26/92	W	New Mexico State (12)	85	78	NCAA West Regional	Albuquerque, N.M.
3/28/92	L	Indiana (2)	79	106	NCAA West Regional	Albuquerque, N.M.
<b>1992-93</b>	<b>(1-1)</b>	<b>No. 9 WEST</b>				
3/19/93	W	Iowa State (8)	81	70	NCAA First Round	Tucson, Ariz.
3/21/93	L	Michigan (1) (OT)	84	86	NCAA Second Round	Tucson, Ariz.
<b>1993-94</b>	<b>(0-1)</b>	<b>No. 5 MIDWEST</b>				
3/18/94	L	Tulsa (12)	102	112	NCAA First Round	Oklahoma City, Okla.
<b>1994-95</b>	<b>(6-0)</b>	<b>No. 1 (WEST)</b>				
3/17/95	W	Florida International (16)	92	56	NCAA First Round	Boise, Idaho
3/19/95	W	Missouri (8)	75	74	NCAA Second Round	Boise, Idaho
3/23/95	W	Mississippi State (5)	86	67	NCAA West Regional	Oakland, Calif.
3/25/95	W	Connecticut (2)	102	96	NCAA West Regional	Oakland, Calif.
4/1/95	W	Oklahoma State (4, East)	74	61	NCAA Final Four Semifinal	Seattle, Wash.
4/3/95	W	Arkansas (2, Midwest)	89	78	NCAA Final Four Championship	Seattle, Wash.
<b>1995-96</b>	<b>(0-1)</b>	<b>No. 4 (SOUTHEAST)</b>				
3/14/96	L	Princeton (13)	41	43	NCAA First Round	Indianapolis, Ind.



**UCLA's ALL-TIME NCAA TOURNAMENT RESULTS (page 3 of 3)**

DATE	W/L	OPPONENT	UCLA	OPP	TOURNAMENT	SITE
<b>1996-97</b>	<b>(3-1)</b>	<b>No. 2 (MIDWEST)</b>				
3/13/97	W	Charleston Southern (15)	109	75	NCAA First Round	Auburn Hills, Mich.
3/15/97	W	Xavier (7)	96	83	NCAA Second Round	Auburn Hills, Mich.
3/20/97	W	Iowa State (6) (OT)	74	73	NCAA West Regional	San Antonio, Texas
3/22/97	L	Minnesota (1)	72	80	NCAA West Regional	San Antonio, Texas
<b>1997-98</b>	<b>(2-1)</b>	<b>No. 6 (SOUTH)</b>				
3/13/98	W	Miami (11)	65	62	NCAA First Round	Atlanta, Ga.
3/15/98	W	Michigan (3)	85	82	NCAA Second Round	Atlanta, Ga.
3/20/98	L	Kentucky (2)	68	94	NCAA West Regional	St. Petersburg, Fla.
<b>1998-99</b>	<b>(0-1)</b>	<b>No. 5 (SOUTH)</b>				
3/11/99	L	Detroit (12)	53	56	NCAA First Round	Indianapolis, Ind.
<b>1999-00</b>	<b>(2-1)</b>	<b>No. 6 (MIDWEST)</b>				
3/16/00	W	Ball State (11)	65	57	NCAA First Round	Minneapolis, Minn.
3/18/00	W	Maryland (3)	105	70	NCAA Second Round	Minneapolis, Minn.
3/23/00	L	Iowa State (2)	56	80	NCAA West Regional	Auburn Hills, Mich.
<b>2000-01</b>	<b>(2-1)</b>	<b>No. 4 (EAST)</b>				
3/15/01	W	Hofstra (13)	61	48	NCAA First Round	Greensboro, N.C.
3/17/01	W	Utah State (12)	75	50	NCAA Second Round	Greensboro, N.C.
3/22/01	L	Duke (1)	63	76	NCAA West Regional	Philadelphia, Pa.
<b>2001-02</b>	<b>(2-1)</b>	<b>No. 8 (WEST)</b>				
3/15/02	W	Mississippi (9)	80	58	NCAA First Round	Pittsburgh, Pa.
3/17/02	W	Cincinnati (1) (2 OT)	105	101	NCAA Second Round	Pittsburgh, Pa.
3/21/02	L	Missouri (12)	73	82	NCAA West Regional	San Jose, Calif.
<b>2004-05</b>	<b>(0-1)</b>	<b>No. 11 (ALBUQUERQUE)</b>				
3/17/05	L	Texas Tech (6)	66	78	NCAA First Round	Tucson, Ariz.
<b>2005-06</b>	<b>(5-1)</b>	<b>No. 2 (OAKLAND)</b>				
3/16/06	W	Belmont (15)	78	44	NCAA First Round	San Diego, Calif.
3/18/06	W	Alabama (10)	62	59	NCAA Second Round	San Diego, Calif.
3/23/06	W	Gonzaga (3)	73	71	NCAA West Regional	Oakland, Calif.
3/25/06	W	Memphis (1)	50	45	NCAA West Regional	Oakland, Calif.
4/1/06	W	LSU (4, Atlanta)	59	45	NCAA Final Four Semifinal	Indianapolis, Ind.
4/3/06	L	Florida (3, Minneapolis)	57	73	NCAA Final Four Championship	Indianapolis, Ind.
<b>2006-07</b>	<b>(4-1)</b>	<b>No. 2 (WEST)</b>				
3/15/07	W	Weber State (15)	70	42	NCAA First Round	Sacramento, Calif.
3/17/07	W	Indiana (7)	54	49	NCAA Second Round	Sacramento, Calif.
3/22/07	W	Pittsburgh (3)	64	55	NCAA West Regional	San Jose, Calif.
3/24/07	W	Kansas (1)	68	55	NCAA West Regional	San Jose, Calif.
3/31/07	L	Florida (1, Midwest)	66	76	NCAA Final Four Semifinal	Atlanta, Ga.
<b>2007-08</b>	<b>(4-1)</b>	<b>No. 1 (WEST)</b>				
3/20/08	W	Mississippi Valley State (16)	70	29	NCAA First Round	Anaheim, Calif.
3/22/08	W	Texas A&M (9)	51	49	NCAA Second Round	Anaheim, Calif.
3/27/08	W	Western Kentucky (12)	88	78	NCAA West Regional	Phoenix, Ariz.
3/29/08	W	Xavier (3)	76	57	NCAA West Regional	Phoenix, Ariz.
4/5/08	L	Memphis (1, South)	63	78	NCAA Final Four Semifinal	San Antonio, Texas
<b>2008-09</b>	<b>(1-1)</b>	<b>No. 6 (EAST)</b>				
3/19/09	W	VCU (11)	65	64	NCAA First Round	Philadelphia, Pa.
3/21/09	L	Villanova (3)	69	89	NCAA Second Round	Philadelphia, Pa.
<b>2010-11</b>	<b>(1-1)</b>	<b>No. 7 (SOUTHEAST)</b>				
3/17/11	W	Michigan State (10)	78	76	NCAA First Round	Tampa, Fla.
3/19/11	L	Florida (2)	65	73	NCAA Second Round	Tampa, Fla.
<b>2012-13</b>	<b>(0-1)</b>	<b>No. 6 (SOUTH)</b>				
3/22/13	L	Minnesota (11)	63	83	NCAA First Round	Austin, Texas
<b>2013-14</b>	<b>(2-1)</b>	<b>No. 4 (SOUTH)</b>				
3/21/14	W	Tulsa (13)	76	59	NCAA First Round	San Diego, Calif.
3/23/14	W	Stephen F. Austin (12)	77	60	NCAA Second Round	San Diego, Calif.
3/27/14	L	Florida (1)	68	79	NCAA South Regional	Memphis, Tenn.
<b>2014-15</b>	<b>(2-1)</b>	<b>No. 11 (SOUTH)</b>				
3/19/15	W	SMU (6)	60	59	NCAA First Round	Louisville, Ky.
3/21/15	W	UAB (14)	92	75	NCAA Second Round	Louisville, Ky.
3/27/15	L	Gonzaga (2)	62	74	NCAA South Regional	Houston, Texas
<b>2016-17</b>	<b>(2-1)</b>	<b>No. 3 (SOUTH)</b>				
3/17/17	W	Kent State (14)	97	80	NCAA First Round	Sacramento, Calif.
3/19/17	W	Cincinnati (6)	79	67	NCAA Second Round	Sacramento, Calif.
3/24/17	L	Kentucky (2)	75	86	NCAA South Region	Memphis, Tenn.

## HEAD COACH STEVE ALFORD'S YEAR-BY-YEAR TOTALS

Year	School	Record	Pct.	League	Pct.	Postseason
1991-92	Manchester College	4-16	.200	3-11	.214	—
1992-93	Manchester College	20-8	.714	7-5	.583	NCAA Division III (0-1)
1993-94	Manchester College	23-4	.852	10-2	.833	NCAA Division III (0-1)
1994-95	Manchester College	31-1	.969	12-0	1.000	NCAA Division III (3-1), National Runner-up
1995-96	Missouri State	16-12	.571	11-7	.611	—
1996-97	Missouri State	24-9	.727	12-6	.667	NIT (0-1)
1997-98	Missouri State	16-16	.500	11-7	.611	—
1998-99	Missouri State	22-11	.667	11-7	.611	NCAA (2-1)
1999-00	Iowa	14-16	.467	6-10	.375	—
2000-01	Iowa	23-12	.657	7-9	.438	NCAA (1-1), Big Ten Tournament Champs
2001-02	Iowa	19-16	.543	5-11	.313	NIT (0-1)
2002-03	Iowa	17-14	.548	7-9	.438	NIT (2-1)
2003-04	Iowa	16-13	.552	9-7	.563	NIT (0-1)
2004-05	Iowa	21-12	.636	7-9	.438	NCAA (0-1)
2005-06	Iowa	25-9	.735	11-5	.688	NCAA (0-1), Big Ten Tournament Champs
2006-07	Iowa	17-14	.548	9-7	.563	—
2007-08	New Mexico	24-9	.727	11-5	.688	NIT (0-1)
2008-09	New Mexico	22-12	.647	12-4	.750	NIT (1-1)
2009-10	New Mexico	30-5	.857	14-2	.875	NCAA (1-1)
2010-11	New Mexico	22-13	.629	8-8	.500	NIT (1-1)
2011-12	New Mexico	28-7	.800	10-4	.714	NCAA (1-1), MWC Tournament Champs
2012-13	New Mexico	29-6	.829	13-3	.813	NCAA (0-1), MWC Tournament Champs
2013-14	UCLA	28-9	.757	12-6	.667	NCAA (2-1), Pac-12 Tournament Champs
2014-15	UCLA	22-14	.611	11-7	.611	NCAA (2-1)
2015-16	UCLA	15-17	.469	6-12	.333	—
2016-17	UCLA	31-5	.861	15-3	.833	NCAA (2-1)
2017-18	UCLA	21-11	.656	11-7	.611	NCAA (0-0)
<b>4 seasons at Manchester College</b>		<b>78-29</b>	<b>.729</b>	<b>32-18</b>	<b>.640</b>	<b>3 NCAA D-III Tournaments</b>
<b>4 seasons at Missouri State</b>		<b>78-48</b>	<b>.619</b>	<b>45-27</b>	<b>.625</b>	<b>1 NCAA Tournament, 1 Sweet 16</b>
<b>8 seasons at Iowa</b>		<b>152-106</b>	<b>.589</b>	<b>61-67</b>	<b>.477</b>	<b>3 NCAA Tournaments</b>
<b>6 seasons at New Mexico</b>		<b>155-52</b>	<b>.749</b>	<b>68-26</b>	<b>.723</b>	<b>3 NCAA Tournaments</b>
<b>5th season at UCLA</b>		<b>117-56</b>	<b>.676</b>	<b>55-35</b>	<b>.611</b>	<b>4 NCAA Tournaments, 3 Sweet 16s</b>
<b>27th SEASON OVERALL</b>		<b>580-291</b>	<b>.666</b>	<b>261-173</b>	<b>.601</b>	<b>14 NCAA Tournaments, 4 Sweet 16s</b>

### NOTES ON UCLA HEAD COACH STEVE ALFORD

- Leads all coaches, age 53 and under, in career NCAA wins with 580 (Steve Alford turned 53 on Nov. 23, 2017) ... entered the 2017-18 season with a 559-280 overall record through 26 seasons coaching college basketball ... has compiled a 481-251 record at the NCAA Division I level the previous 22 seasons ... has totaled at least 22 wins in 10 of the previous 11 seasons.
- Last season, he helped UCLA post a 31-5 overall record and 15-3 mark in Pac-12 play, as the Bruins defeated every team that they faced ... the Bruins tied the program record for regular-season victories (28, also accomplished in 2007-08) ... UCLA has advanced to the Sweet 16 in three of the last four seasons and are one of just six schools in the nation to have accomplished that feat.
- Helped New Mexico secure four Mountain West Conference regular-season titles and two conference tournament championships ... coached UNM to its two highest single-season victory totals (30 wins in 2009-10, 29 wins in 2012-13).
- Has been Iowa's only head coach to lead that program to the Big Ten Tournament's title game (in 2001, 2002 and 2006) ... led Iowa to the Big Ten Tournament Championship in 2001 and 2006 ... established a school-record seven straight winning seasons (2001-07).
- Guided Missouri State (then named Southwest Missouri State) to its only appearance in the Sweet 16 in 1999 ... took over as head coach at Missouri State in the summer of 1995 (age 31) after having led Manchester College to a NCAA Division III runner-up finish.

## STEVE ALFORD

The Michael Price Family UCLA Men's Head Basketball Coach



### Record at UCLA

117-56 (5th season)

### Overall Record

580-291 (27th season)

Steve Alford is midway through his 27th season as a college head coach in 2017-18. He guided UCLA to Sweet 16 appearances in three of his previous four seasons. In addition, he led UCLA to the Pac-12 Tournament title in 2014.

### ELITE COMPANY

Steve Alford is one of 12 head coaches to have led at least four NCAA Division I programs to the NCAA Tournament (Missouri State, Iowa, New Mexico and UCLA). His UCLA teams have advanced to the Sweet 16 of the NCAA Tournament in 2014, 2015 and 2017. In 2014, he became UCLA's first head coach to lead the Bruins to the Pac-12 Tournament title in his first year as head coach.

The other 11 coaches to have led at least four NCAA Division I teams to the NCAA Tournament include John Bielein, Lefty Driesell, Cliff Ellis, Larry Eustachy, Jim Harrick, Lon Kruger, Fran McCaffery, Tom Penders, Rick Pitino, Tubby Smith and Eddie Sutton. Eight of those 11 coaches are active head coaches.

Of the 12 coaches who have led four different schools to the NCAA Division I Tournament, only five have won at least one game at all four schools. Lon Kruger has won at least one game at five schools.

### Steve Alford

Missouri State, Iowa, New Mexico, UCLA

### Jim Harrick

Pepperdine, UCLA, Rhode Island, Georgia

### Lon Kruger

Kansas State, Florida, Illinois, UNLV, Oklahoma

### Tubby Smith

Tulsa, Georgia, Kentucky, Minnesota

### Eddie Sutton

Creighton, Arkansas, Kentucky, Oklahoma State

## Steve Alford's Career Records vs. NCAA D-I Opponents

Air Force	15-1	Dayton	1-1	Iowa State	5-4	Nevada	3-0	San Diego	6-0	UC Riverside	3-0
Alabama	1-3	Detroit Mercy	3-0	Kansas	1-1	New Mexico State	10-2	San Diego State	7-8	UC Santa Barbara	2-0
Alabama State	1-0	Drake	14-2	Kent State	1-0	New Orleans	1-0	Santa Clara	1-0	UMKC (Missouri-Kansas City)	2-0
Arizona	4-7	Drexel	1-0	Kentucky	4-3	Nicholls State	2-0	SMU	1-0	UNC Asheville	1-0
Arizona State	8-3	Duke	0-3	Liberty	1-0	North Carolina	0-3	South Carolina State	1-0	UNC Charlotte	0-1
Boise State	4-0	Duquesne	1-0	Long Beach State	6-0	North Dakota	1-0	South Dakota State	0-1	UNC Greensboro	1-0
Boston College	1-0	East Carolina	0-1	Longwood	1-0	Northern Arizona	1-0	Southeast Missouri State	2-0	UNC Wilmington	1-0
Boston University	1-0	Eastern Illinois	2-0	Louisiana Tech	3-0	Northern Illinois	1-0	Southern Illinois	6-2	UNLV	8-7
Bowling Green	2-0	Eastern Washington	2-0	Louisiana-Lafayette	2-1	Northern Iowa	11-6	Southern Methodist	1-0	USC	11-4
Bradley	6-5	Evansville	3-6	Louisville	2-1	Northwestern	8-6	Southern Mississippi	2-0	Utah	9-8
Butler	1-1	Fairfield	1-0	Loyola Marymount	1-0	Northwestern State	2-1	Southern Utah	1-0	Valparaiso	3-0
BYU	5-4	Florida	0-1	LSU	0-1	Northwood	1-0	St. Bonaventure	1-0	VCU	0-1
Cal Poly	1-0	Florida Atlantic	1-0	Maryland	0-1	Notre Dame	0-1	Stanford	7-5	Villanova	0-1
Cal State Fullerton	1-0	Kansas	1-3	Maryland Eastern Shore	2-0	Oakland	1-0	Stephen F. Austin	2-0	Virginia Tech	0-1
California	7-4	Florida State	0-1	McNeese State	1-0	Ohio	1-0	TCU	8-4	Wake Forest	0-1
Centenary	2-0	Fresno State	3-0	Memphis	1-0	Ohio State	9-8	Tennessee	1-1	Washington	5-3
Central Arkansas	1-0	George Mason	1-0	Mercer	2-0	Oklahoma	0-1	Tennessee State	1-0	Washington State	6-2
Central Florida	0-1	Georgia State	1-0	Miami (Ohio)	1-0	Oklahoma State	1-0	Tennessee-Martin	1-0	Weber State	2-0
Chattanooga	2-0	Georgia Tech	2-1	Michigan	7-8	Oral Roberts	1-1	Texas	1-1	Western Carolina	1-0
Cincinnati	2-3	Gonzaga	1-2	Michigan State	6-9	Oregon	5-6	Texas A&M	2-0	Western Illinois	1-0
Coastal Carolina	1-0	Grambling State	1-0	Minnesota	11-5	Oregon State	7-4	Texas El Paso	2-1	Western Michigan	1-0
Colgate	1-0	Harvard	0-1	Mississippi	1-1	Pacific	1-0	Texas Pan American	2-0	Wichita State	5-3
Colorado	7-3	Hawaii	3-0	Mississippi State	0-1	Penn State	11-4	Texas San Antonio	2-0	Wisconsin	6-12
Colorado State	10-2	Houston Baptist	1-0	Missouri	3-5	Pepperdine	1-0	Texas Southern	3-0	Wisconsin Green Bay	1-0
Connecticut	2-0	Idaho	2-1	Missouri State	1-0	Portland	2-0	Texas Tech	4-4	Wisconsin Milwaukee	1-0
Coppin State	1-0	Idaho State	1-0	Monmouth	0-1	Prairie View A&M	1-0	The Citadel	2-0	Wyoming	12-2
Cornell	1-0	Illinois	4-10	Montana	1-0	Presbyterian	1-0	Toledo	1-0		
Creighton	8-8	Illinois Chicago	1-0	Montana State	3-0	Purdue	9-6	Troy State	1-0		
CSU Bakersfield	2-0	Illinois State	4-6	Morehead State	2-0	Robert Morris	1-0	Tulsa	4-1		
CSUN	3-0	Indiana	8-7	N.C. State	1-1	Sacramento State	1-0	UAB	2-0		
Davidson	1-0	Indiana State	8-2	Nebraska	2-0	Saint Louis	6-3	UC Irvine	1-0		

## ABOUT UCLA's COACHING STAFF



**Duane Broussard**  
**Alma Mater: Bradley '93**  
**Associate Head Coach, 5th season**

- Currently in his fifth season on UCLA's coaching staff ... spent 10 seasons working with the men's basketball program at the University of New Mexico prior to his arrival in Westwood ... is the only member of this coaching staff who worked with Steve Alford at the University of New Mexico.

- Now in his 10th season working alongside Steve Alford ... helped UCLA post a 96-45 overall record in his first four seasons at UCLA ... helped to lead the Bruins to Sweet 16 appearances in 2014, 2015 and 2017 ... through 23 previous years on college staffs, his teams have gone 478-258 (.649 win percentage).

- New Mexico posted a .655 win percentage in his 10 seasons on staff ... in his final two years, the Lobos won the Mountain West Conference's regular-season and tournament titles (combined 57-13 record).

- While at UCLA and New Mexico, he has been responsible for 13 NBA Draft selections (10 first-round picks) ... at UCLA: Zach LaVine (2014), Jordan Adams (2014), Kyle Anderson (2014), Kevon Looney (2015), Norman Powell (2015), Lonzo Ball (2017), TJ Leaf (2017), Jonah Bolden (2017), Ike Anigbogu (2017) ... at New Mexico: Danny Granger (2005), J.R. Giddens (2008), Darington Hobson (2010) and Tony Snell (2013).

- Served on the men's basketball staff at Bradley University (Peoria, Ill.) for nine seasons, working as an assistant coach the final six years (1997-2002) under head coach Jim Molinari ... four-year basketball letterwinner at Bradley from 1990-93 ... graduated from Bradley in 1993 with degrees in criminal justice and sociology ... earned a master's degree in public service administration from Bradley in 1997.



**David Grace**  
**Alma Mater: Park University '03**  
**Assistant Coach, 5th season**

- Has helped lead UCLA to a 96-45 overall record the previous four seasons ... joined UCLA's coaching staff in April 2013 after five seasons as an assistant coach at Oregon State.

- Has been a part of three UCLA teams that have advanced to the NCAA Tournament's Sweet 16 (2014, 2015, 2016) ... also has helped the Bruins secure three recruiting classes ranked in the top-five, nationally.

- Now in his fifth season in Westwood, has helped the Bruins produce nine NBA Draft selections (including six first-round picks): Zach LaVine (2014), Jordan Adams (2014), Kyle Anderson (2014), Kevon Looney (2015), Norman Powell (2015), Lonzo Ball (2017), TJ Leaf (2017), Jonah Bolden (2017) and Ike Anigbogu (2017).

- In his five seasons at Oregon State, helped the Beavers record their most wins (78, during a five-year span) since 1988 to 1992 ... proved instrumental in OSU recruiting Roberto Nelson and Joe Burton from southern California to Oregon State ... Nelson led the Pac-12 in scoring in conference games in 2012-13 and was conference's leading scorer in 2013-14 ... Burton served as team captain during his senior year (2012-13) and produced over 1,000 career points, 700 rebounds and 300 assists.

- A military veteran who served in Operation Desert Storm, he rose through the high school and college coaching ranks prior to his arrival at Oregon State ... has played, coached and refereed basketball games across America and on three continents ... began his collegiate coaching career at Sacramento State (2006-07) before serving as an assistant coach at the University of San Francisco.

- Worked as a high school teacher and head coach in Arizona in the mid-2000s after having served 20 years in the United States' Air Force ... has degrees in logistical and social services from the Air Force and earned his bachelor's of science degree in management and human resources from Park University in 2003 ... began coaching basketball with Boo Williams' AAU program in Hampton, Virginia in 2003.



**Tyus Edney**  
**Alma Mater: UCLA '97**  
**Assistant Coach, 1st season**

- Promoted to assistant coach in April 2017 after having served as UCLA's Director of Operations the previous seven seasons ... as Director of Operations, handled day-to-day logistical and administrative duties.

- Over the previous seven seasons working at UCLA, the Bruins' program has advanced to five NCAA Tournaments and made three trips to the Sweet 16 (2014, 2015 and 2017).

- Among the all-time great point guards at UCLA, Edney led UCLA to the 1995 NCAA Championship as a senior ... he enjoyed a tremendous four-year collegiate career (1992-95) and still ranks second on the school's all-time assists list (652), third in free throws made (450), third in steals (224) and 21st in scoring (1,515 points).

- Played four seasons in the NBA (1996-98, 2001) for the Sacramento Kings, Boston Celtics and Indiana Pacers and spent nearly 10 years competing internationally in Europe ... was a three-time first-team All-Pac-10 selection at UCLA.

## MISCELLANEOUS STATS

### CAREER TOTALS (alphabetical by class)

PLAYER	GP	PTS	REB	AST
György G.G. Goloman	117	439	317	86
Ikenna Okwarabizie	27	8	20	0
Thomas Welsh	131	1246	1020	103
Alec Wulff	31	23	1	5
Aaron Holiday	100	1423	315	470
Prince Ali	61	401	131	56
Armani Dodson	3	2	3	0
Alex Olesinski	55	169	170	19
Isaac Wulff	7	7	2	0
Jaylen Hands	30	302	118	80
Chris Smith	32	130	61	17
Joseph Wallace	2	0	1	0
Kris Wilkes	32	442	159	53

PLAYER	GAMES PLAYED		STARTS	
	17-18	CAREER	17-18	CAREER
Prince Ali	32	61	21	21
Armani Dodson	0	3	0	0
György G.G. Goloman	32	117	29	34
Jaylen Hands	30	30	14	14
Aaron Holiday	32	100	32	64
Ikenna Okwarabizie	7	26	0	0
Alex Olesinski	32	55	0	0
Chris Smith	32	32	0	0
Joseph Wallace	2	2	0	0
Thomas Welsh	32	131	32	93
Kris Wilkes	32	32	32	32
Alec Wulff	9	31	0	0
Isaac Wulff	2	7	0	0

PLAYER	DOUBLE-FIGURE POINTS		DOUBLE-FIGURE REBOUNDS	
	17-18	CAREER	17-18	CAREER
Prince Ali	15	18	0	0
György G.G. Goloman	8	9	0	0
Jaylen Hands	14	14	0	0
Aaron Holiday	31	75	0	0
Alex Olesinski	2	2	1	1
Chris Smith	3	3	0	0
Thomas Welsh	24	68	21	43
Kris Wilkes	25	25	1	1

### DOUBLE-DOUBLES

PLAYER	2017-18	CAREER
Thomas Welsh	18	37
Aaron Holiday	2	*3
Kris Wilkes	1	1

\*two of his three career double-doubles are of the point-assist variety

### 30+ POINTS

PLAYER	2017-18	CAREER
Aaron Holiday	4	4

### 20+ POINTS

PLAYER	2017-18	CAREER
Aaron Holiday	18	21
Thomas Welsh	3	7
Kris Wilkes	6	6
Prince Ali	2	2
Jaylen Hands	2	2

### 10+ REBOUNDS

PLAYER	2017-18	CAREER
Thomas Welsh	21	43
Alex Olesinski	1	1
Kris Wilkes	1	1

### 10+ ASSISTS

PLAYER	2017-18	CAREER
Aaron Holiday	1	2
Jaylen Hands	1	1


**UCLA's RADIO/TV ROSTER**



**0**  
**ALEX OLESINSKI**  
 R-SO, F – 6-10, 200  
 PPG: 4.4 RPG: 3.9  
 GP/GS: 32/0




**2**  
**CODY RILEY**  
 FR, F – 6-10, 260  
 PPG: – RPG: –  
 GP/GS: –



**3**  
**AARON HOLIDAY**  
 JR, G – 6-1, 185  
 PPG: 20.3 RPG: 3.6 APG: 5.8  
 GP/GS: 32/32




**4**  
**JAYLEN HANDS**  
 FR, G – 6-3, 175  
 PPG: 10.1 RPG: 3.9 APG: 2.7  
 GP/GS: 30/14



**5**  
**CHRIS SMITH**  
 FR, G – 6-9, 200  
 PPG: 4.1 RPG: 1.9  
 GP/GS: 32/0



**10**  
**ISAAC WULFF**  
 SO, G – 6-3, 185  
 PPG: 1.0 RPG: 0.0  
 GP/GS: 2/0



**13**  
**KRIS WILKES**  
 FR, G – 6-8, 195  
 PPG: 13.8 RPG: 5.0  
 GP/GS: 32/32



**14**  
**GYÖRGY "G.G." GOLOMAN**  
 SR, F – 6-11, 225  
 PPG: 7.3 RPG: 4.3  
 GP/GS: 32/29



**21**  
**ALEC WULFF**  
 SR, G – 6-3, 190  
 PPG: 1.2 RPG: 0.0  
 GP/GS: 9/0



**22**  
**ARMANI DODSON**  
 SO, G – 6-5, 200  
 PPG: 0.0 RPG: 1.0  
 GP/GS: 2/0




**23**  
**PRINCE ALI**  
 R-SO, G – 6-3, 190  
 PPG: 9.0 RPG: 3.1  
 GP/GS: 32/21



**24**  
**JALEN HILL**  
 FR, F – 6-10, 230  
 PPG: – RPG: –  
 GP/GS: –



**30**  
**JOSEPH WALLACE**  
 FR, G – 6-2, 185  
 PPG: 0.0 RPG: 0.5  
 GP/GS: 2/0



**34**  
**IKENNA OKWARABIZIE**  
 SR, C – 6-9, 255  
 PPG: 0.9 RPG: 1.3  
 GP/GS: 7/0



**40**  
**THOMAS WELSH**  
 SR, C – 7-0, 255  
 PPG: 13.0 RPG: 10.7  
 GP/GS: 32/32



**STEVE ALFORD**  
 THE MICHAEL PRICE FAMILY UCLA  
 MEN'S HEAD BASKETBALL COACH  
 5th Year at UCLA  
 27th Year Overall



**DUANE BROUSSARD**  
 ASSOCIATE HEAD COACH  
 5th Year



**DAVID GRACE**  
 ASSISTANT COACH  
 5th Year



**TYUS EDNEY**  
 ASSISTANT COACH  
 1st Year

## PAC-12 CONFERENCE

### 2017-18 Pac-12 Standings (through March 11)

Team	Pac-12	Pct.	GB	Overall	Pct.
Arizona	14-4	.778	—	27-7	.794
USC	12-6	.667	2.0	23-11	.676
Utah	11-7	.611	3.0	19-11	.633
<b>UCLA</b>	<b>11-7</b>	<b>.611</b>	<b>3.0</b>	<b>21-11</b>	<b>.656</b>
Stanford	11-7	.611	3.0	18-15	.545
Oregon	10-8	.556	4.0	22-12	.647
Washington	10-8	.556	4.0	20-12	.625
Colorado	8-10	.444	6.0	17-15	.531
Arizona State	8-10	.444	6.0	20-11	.645
Oregon State	7-11	.389	7.0	16-16	.500
Washington State	4-14	.222	10.0	12-19	.387
California	2-16	.111	12.0	8-24	.250

### 2016-17 Final Pac-12 Standings

Team	Pac-12	Pct.	GB	Overall	Pct.
Arizona	16-2	.889	—	32-5	.865
Oregon	16-2	.889	—	33-6	.846
<b>UCLA</b>	<b>15-3</b>	<b>.833</b>	<b>1.0</b>	<b>31-5</b>	<b>.861</b>
Utah	11-7	.611	5.0	20-12	.625
California	10-8	.556	6.0	21-13	.618
USC	10-8	.556	6.0	26-10	.722
Colorado	8-10	.444	8.0	19-15	.559
Arizona State	7-11	.389	9.0	15-18	.455
Stanford	6-12	.333	10.0	14-17	.452
Washington State	6-12	.333	10.0	13-18	.419
Washington	2-16	.111	14.0	9-22	.290
Oregon State	1-17	.056	15.0	5-27	.156

## PAC-12 TOURNAMENT SCORES

### Wednesday, March 7

Colorado 97, Arizona State 85  
 Stanford 76, California 58  
 Oregon State 69, Washington 66 (OT)  
 Oregon 64, Washington State 62

### Thursday, March 8

Arizona 83, Colorado 67  
 UCLA 88, Stanford 77  
 USC 61, Oregon State 48  
 Oregon 68, Utah 66

### Friday, March 9

Semifinal No. 1: Arizona 78, UCLA 67 (OT)  
 Semifinal No. 2: USC 74, Oregon 54

### Saturday, March 10

Championship Game: Arizona 75, USC 61

2018 Pac-12 Tournament, at T-Mobile Arena (Las Vegas, Nev.)

## UCLA'S RECORD WHEN ...

UCLA leads at halftime	15-3	UCLA's starting frontline outscorers OPP's	10-5
UCLA trails at halftime	5-8	OPP's starting frontline outscorers UCLA's	10-6
Tied at halftime	1-0	Frontline scoring is the same	1-0
UCLA builds a 10-point lead	19-2	UCLA's starting backcourt outscorers OPP's	15-4
UCLA trails by 10 points	5-8	OPP's starting backcourt outscorers UCLA's	6-7
UCLA leads with five minutes left	18-2	Backcourt scoring is the same	0-0
UCLA trails with five minutes left	3-9	UCLA's bench outscorers OPP's bench	11-5
There is a tie with five minutes left	0-0	OPP's bench outscorers UCLA's bench	10-6
UCLA leads with one minute left	19-2	Bench scoring is the same	0-0
UCLA trails with one minute left	0-9	Record on Mondays	0-1
There is a tie with one minute left	2-0	Record on Tuesdays	2-0
UCLA shoots better from the field	18-4	Record on Wednesdays	2-0
UCLA shoots worse from the field	2-7	Record on Thursdays	5-3
UCLA shoots the same from the field	1-0	Record on Fridays	2-1
UCLA shoots 50% or better from the field	9-1	Record on Saturdays	7-5
UCLA shoots less than 50% from the field	12-10	Record on Sundays	3-1
OPP shoots 50% or better from the field	0-2	Record in November	6-1
OPP shoots less than 50% from the field	21-9	Record in December	5-2
UCLA makes more 3-point field goals	15-4	Record in January	4-4
UCLA makes fewer 3-point field goals	6-4	Record in February	4-3
Three-point field goals are the same	0-3	Record in March	2-1
UCLA shoots better from 3-point range	15-2	UCLA scores first	14-6
UCLA shoots worse from 3-point range	5-9	OPP scores first	7-5
UCLA shoots the same from 3-point range	1-0	UCLA scores fewer than 60 points	0-1
UCLA shoots > than 40% from 3-point range	13-3	UCLA scores between 60-69 points	1-4
UCLA shoots < than 40% from 3-point range	8-8	UCLA scores between 70-79 points	5-3
OPP shoots > than 40% from 3-point range	6-5	UCLA scores between 80-89 points	10-1
OPP shoots < than 40% from 3-point range	15-6	UCLA scores between 90-99 points	2-2
UCLA makes the same or more free throws	16-3	UCLA scores 100 or more points	3-0
UCLA makes less free throws	5-8	OPP scores 100 or more points	1-2
UCLA attempts the same or more FTs	16-3	OPP scores between 90-99 points	0-1
UCLA attempts less free throws	5-8	OPP scores between 80-89 points	3-3
UCLA shoots > than 75% at free-throw line	10-5	OPP scores between 70-79 points	9-3
UCLA shoots < than 75% at free-throw line	11-6	OPP scores between 60-69 points	6-2
OPP shoots > than 75% at free-throw line	7-4	OPP scores fewer than 60 points	2-0
OPP shoots < than 75% at free-throw line	14-7	The game is decided by 1-2 points	1-0
UCLA outrebounds opponent	15-4	The game is decided by 3-4 points	3-2
UCLA is outrebounded by opponent	6-6	The game is decided by 5-6 points	1-1
Rebounds are the same	0-1	The game is decided by 7-9 points	5-5
UCLA has more offensive rebounds	8-4	The game is decided by 10-19 points	7-3
UCLA has fewer offensive rebounds	11-5	The game is decided by 20-plus points	4-0
Offensive rebounds are the same	2-2	UCLA has zero double-figure scorers	0-0
UCLA has more defensive rebounds	19-2	UCLA has one double-figure scorer	0-0
UCLA has fewer defensive rebounds	2-7	UCLA has two double-figure scorers	2-2
Defensive rebounds are the same	0-2	UCLA has three double-figure scorers	3-5
UCLA commits more fouls	4-10	UCLA has four double-figure scorers	9-3
UCLA commits fewer fouls	17-1	UCLA has five double-figure scorers	5-1
Fouls are the same	0-0	UCLA has six double-figure scorers	2-0
UCLA has more assists	14-2	UCLA has seven double-figure scorers	0-0
UCLA has fewer assists	5-9	OPP has zero double-figure scorers	0-0
Assists are the same	2-0	OPP has one double-figure scorer	0-1
UCLA commits more turnovers	9-8	OPP has two double-figure scorers	3-0
UCLA commits fewer turnovers	8-3	OPP has three double-figure scorers	10-3
Turnovers are the same	4-0	OPP has four double-figure scorers	7-3
UCLA has more blocks	17-4	OPP has five double-figure scorers	1-4
UCLA has fewer blocks	4-6	OPP has six double-figure scorers	0-0
Blocks are the same	0-1	OPP has seven double-figure scorers	0-0
UCLA has more steals	10-4	UCLA has more double-figure scorers	15-3
UCLA has fewer steals	10-7	UCLA has fewer double-figure scorers	3-7
Steals are the same	1-0	Double-figure scorers are the same	3-1

## THE LAST TIME . . .

### 100 Points Scored

By UCLA	107 at California (1/6/18)
By Opponent	107 at Stanford, 2-OT (1/4/18)

### 40+ Point Victory

By UCLA	41 (107-66) at Washington (2/4/17)
By Opponent	41 (109-68) vs. North Carolina (11/27/97)

### 30+ Point Victory

By UCLA	33 (106-73) vs. Detroit Mercy (12/3/17)
By Opponent	32 (71-39) at Utah (1/4/15)

### 20+ Point Victory

By UCLA	23 (107-84) at California (1/6/18)
By Opponent	24 (95-71) vs. USC (3/9/16)

### Overtime Game

UCLA Win	86-78 vs. Oregon (2/17/18)
UCLA Loss	67-78 vs. Arizona (3/9/18)

### Double Overtime Game

UCLA Win	86-81 vs. Stanford (1/8/15)
UCLA Loss	99-107 at Stanford (1/4/18)

### Seven or More Players in Double-Figure Scoring

By UCLA	7 vs. Pacific (11/11/16)
By Opponent	unknown

### Six or More Players in Double-Figure Scoring

By UCLA	6 at California (1/6/18)
By Opponent	6 vs. Arizona (1/21/17)

### Five or More Players in Double-Figure Scoring

By UCLA	5 at Arizona (2/8/18)
By Opponent	5 at Colorado (2/25/18)

### Zero Players Scoring in Double Figures

By UCLA	none since prior to 1991-92
By Opponent	0 vs. CSUN (11/29/15)

### Made 40-49 Field Goals

By UCLA	42-of-78 vs. USC (2/18/17)
By Opponent	41-of-80 at Duke (2/22/98)

### Made 50 or More Field Goals

By UCLA	none since prior to 1989-90
By Opponent	none since prior to 1989-90

### Made Fewer Than 20 Field Goals

By UCLA	16 at Arizona (2/21/15)
By Opponent	19 vs. Washington (12/31/17)

### Had 70-79 Field Goal Attempts

By UCLA	77 at Stanford (1/4/18)
By Opponent	74 vs. Oregon (2/17/18)

### Had 80-89 Field Goal Attempts

By UCLA	84 vs. Cal State Fullerton (11/16/09)
By Opponent	83 vs. UC Santa Barbara (12/14/16)

### Had 90-99 Field Goal Attempts

By UCLA	91 vs. Cincinnati (3/17/02)
By Opponent	none since prior to 1989-90

### Had Fewer Than 40 Field Goal Attempts

By UCLA	39 vs. Oregon State (2/12/11)
By Opponent	39 at Oregon State (1/2/09)

### Shot 50 Percent Or Better From The Field

By UCLA	50.8 (30-59) at USC (3/3/18)
By Opponent	52.7 (29-55) at Utah (2/22/18)

### Shot 60 Percent Or Better From The Field

By UCLA	62.7 (37-59) vs. Kent State (3/17/17)
By Opponent	61.2 (30-49) at Stanford (2/27/16)

### Shot Less Than 30 Percent From The Field

By UCLA	28.1 (15-52) at Utah (1/4/15)
By Opponent	27.9 (19-68) vs. Washington (12/31/17)

### Made 10 or More 3-Pointers

By UCLA	10-of-35 vs. Arizona (3/9/18)
By Opponent	14-of-30 at Colorado (2/25/18)

### Made 15 or More 3-Pointers

By UCLA	16-of-33 vs. Oregon (2/17/18)
By Opponent	13-of-39 vs. Oregon (2/17/18)

### Made Zero 3-Pointers

By UCLA	0-for-14 vs. Stanford (2/3/00)
By Opponent	0-for-13 vs. California (1/3/13)

### Attempted 30 or More 3-Pointers

By UCLA	35 (10-35) vs. Arizona (3/9/18)
By Opponent	31 (14-30) at Colorado (2/25/18)

### Shot Over 60 Percent From 3-Point Range

By UCLA	62.5 (15-24) vs. Michigan (12/10/16)
By Opponent	69.2 (9-13) at Oregon (1/24/15)

### Shot Over 70 Percent From 3-Point Range

By UCLA	76.5 (13-17) vs. Northwestern (11/29/13)
By Opponent	90.9 (10-11) vs. Middle Tennessee State (11/15/11)

### Shot Less Than 20 Percent From 3-Point Range

By UCLA	19.0 (4-21) vs. Oregon State (2/15/18)
By Opponent	7.4 (2-27) vs. Washington (12/31/17)

### Made 30-39 Free Throws

By UCLA	31-of-39 vs. CSUN (11/13/16)
By Opponent	30-of-42 vs. Wake Forest (11/25/15)

### Made 40 or More Free Throws

By UCLA	none since prior to 1989-90
By Opponent	none since prior to 1989-90

### Made 5 or Fewer Free Throws

By UCLA	3-of-4 vs. Arizona (3/9/18)
By Opponent	4-of-6 vs. South Carolina State (11/17/17)

### Had 40 or More Free Throw Attempts

By UCLA	26-of-40 vs. UC Irvine (11/26/17)
By Opponent	29-of-45 at Arizona (2/12/16)

### Had 50 or More Free Throw Attempts

By UCLA	38-of-50 at Washington (1/1/16)
By Opponent	none since prior to 1989-90

### Shot 80 Percent or Better From the Free Throw Line

By UCLA	81.8 (9-11) at Utah (2/22/18)
By Opponent	88.2 (15-17) at Utah (2/22/18)

### Shot 90 Percent or Better From the Free Throw Line

By UCLA	92.0 (23-25) vs. Stanford (1/27/18)
By Opponent	90.5 (19-21) vs. Arizona (1/21/17)

### Shot 100 Percent From the Free Throw Line

By UCLA	8-for-8 vs. USC (2/18/17)
By Opponent	3-for-3 vs. Idaho State (12/15/07)

### Had 50-59 Rebounds

By UCLA	51 vs. South Carolina State (11/17/17)
By Opponent	53 at Stanford (1/4/18)

### Had 60 or More Rebounds

By UCLA	60 vs. Monmouth (11/13/15)
By Opponent	none since prior to 1989-90

### Had 20-29 Assists

By UCLA	22 at California (1/6/18)
By Opponent	21 vs. Central Arkansas (11/15/17)

### Had 30 or More Assists

By UCLA	30 vs. Arizona State (1/19/17)
By Opponent	none since prior to 1989-90

### Had 10 or More Blocks

By UCLA	10 vs. UC Santa Barbara (12/14/16)
By Opponent	13 vs. Kentucky (12/20/14)

### Had 15 or More Steals

By UCLA	15 vs. Long Beach State (11/23/14)
By Opponent	16 vs. Monmouth (11/13/15)

### Had 20 or More Steals

By UCLA	20 vs. Wyoming (12/23/08)
By Opponent	22 vs. Maryland (11/27/98)

### Committed at Least 20 Turnovers

By UCLA	20 at Michigan (12/9/17)
By Opponent	20 vs. Washington (3/1/17)

### Committed Fewer Than 10 Turnovers

By UCLA	9 vs. Arizona (3/9/18)
By Opponent	6 vs. Arizona (3/9/18)

## THE LAST TIME . . .

### 30 or More Points Scored

UCLA	34, Aaron Holiday, vs. Stanford (3/8/18)
Opponent	32, Deandre Ayton, vs. Arizona (3/9/18)

### 35 or More Points Scored

UCLA	37, Bryce Alford, at Colorado (1/12/17)
Opponent	35, Jordan Howard, vs. Central Arkansas (11/15/17)

### 40 or More Points Scored

UCLA	44, Jason Kapono, at Washington State (1/4/03)
Opponent	40, Eddie House, Arizona State (2/17/00)

### Two or More Players Scored 20+ Points

UCLA	Aaron Holiday (34), Kris Wilkes (22), at USC (3/3/18)
Opponent	Shannon Evans II (23), Tra Holder (22), at Arizona State (2/10/18)

### Three or More Players Scored 20+ Points

UCLA	L. Ball (22), B. Alford (21), A. Holiday (20), T. Leaf (20) at Washington (2/4/17)
Opponent	J. Brown (22), J. Clarkson (21), E. Ross (20), Missouri (12/7/13)

### Two or More Players Scored 25+ Points

UCLA	N. Powell (27), J. Adams (25), vs. James Madison (11/15/12)
Opponent	C. Douglas-Roberts (28), D. Rose (25), Memphis (4/5/08)

### Made 15 or More Field Goals

UCLA	15 (15-23), Don MacLean, at Arizona (1/11/92)
Opponent	15 (15-22), Eddie House, Arizona State (2/17/00)

### Made 18 or More Field Goals

UCLA	none since prior to 1980-81
Opponent	18 (18-29), Otis Birdsong, Houston (1/2/77)

### Made 6 or More 3-Pointers

UCLA	Aaron Holiday, 6-for-9, at USC (3/3/18)
Opponent	George King, 6-for-10, vs. Colorado (1/13/18)

### Made 7 or More 3-Pointers

UCLA	Bryce Alford, 8-for-14, vs. Washington (3/1/17)
Opponent	Jordan Howard, 8-for-15, vs. Central Arkansas (11/15/17)

### Made 8 or More 3-Pointers

UCLA	Bryce Alford, 8-for-14, vs. Washington (3/1/17)
Opponent	Jordan Howard, 8-for-15, vs. Central Arkansas (11/15/17)

### Made 9 or More 3-Pointers

UCLA	Isaac Hamilton, 9-for-14, vs. Arizona State (1/19/17)
Opponent	has never occurred

### Made 10 or More 3-Pointers

UCLA	has never occurred
Opponent	has never occurred

### Made 10 or More Free Throws

UCLA	Aaron Holiday, 11-of-12, at Oregon State (1/18/18)
Opponent	KZ Okpala, 10-of-13, vs. Stanford (3/8/18)

### Made 15 or More Free Throws

UCLA	Bryce Alford, 17-of-18, at Washington (1/1/16)
Opponent	Andrew Andrews, 17-of-19, at Washington (1/1/16)

### Attempted 20 or More Free Throws

UCLA	none since prior to 1996-97
Opponent	none since prior to 1996-97

### Was Perfect With 15 or More Free Throws

UCLA	Jordan Adams, 16-of-16, vs. UC Irvine (11/13/12)
Opponent	none since prior to 1996-97

### Had 15 or More Rebounds

UCLA	Thomas Welsh, 17, vs. Arizona (3/9/18)
Opponent	Marcus Lee, 15, vs. California (1/6/18)

### Had 20 or More Rebounds

UCLA	Kevin Love, 21, at Oregon State (1/26/08)
Opponent	Ivan Rabb, 20, vs. California (1/5/17)

### Had 25 or More Rebounds

UCLA	27, Bill Walton, vs. Maryland (12/1/73)
Opponent	none since prior to 1996-97

### Two Players Had 10 or More Rebounds

UCLA	Thomas Welsh (14), Aaron Holiday (11), vs. Washington State (12/29/17)
Opponent	Deandre Ayton (14), Dusan Ristic (10), Arizona (3/9/18)

### Two or More Players Had Double-Doubles

UCLA	Holiday (17 p, 10 a), Welsh (15 p, 17 r), vs. Oregon State (2/15/18)
Opponent	N. Rakocevic (14 p, 10 r), C. Metu (11 p, 12 r), USC (2/3/18)

### Shot 100 Percent From the Field (min. 10 attempts)

By UCLA	none since prior to 1991-92
By Opponent	none since prior to 1991-92

### Shot 100 Percent from 3-Point Range (min. 5 attempts)

By UCLA	Aaron Holiday, 5-for-5, vs. Washington State (12/29/17)
By Opponent	Jared Stohl, 5-for-5, Portland (11/26/09)

### Had 10 or More Assists

By UCLA	Jaylen Hands, 10, vs. Stanford (1/27/18)
By Opponent	Daejon Davis, 10, Stanford (1/27/18)

### Had 10 or More Assists and Zero Turnovers

By UCLA	Bryce Alford, 11 assists, at Arizona State (2/14/16)
By Opponent	Zack Rosen, 10 assists, Pennsylvania (12/10/11)

### Had 15 or More Assists

By UCLA	Darren Collison, 15, at Arizona (2/17/07)
By Opponent	Phil Pressey, 19, Missouri (12/28/12)

### Had 20+ Points and 10+ Rebounds

By UCLA	Aaron Holiday (33 pts, 11 rbs), vs. Washington State (12/29/17)
By Opponent	Deandre Ayton (32 pts, 14 rbs), vs. Arizona (3/9/18)

### Had 20+ Points and 15+ Rebounds

By UCLA	TJ Leaf (22 pts, 15 rbs), vs. Pacific (11/11/16)
By Opponent	Jimmy Hall (20 pts, 15 rbs), vs. Kent State (3/17/17)

### Had 20+ Points and 20+ Rebounds

By UCLA	David Greenwood (31 pts, 23 rbs), Tulsa (12/18/76)
By Opponent	Todd MacCullough (26 pts, 21 rbs), Washington (1/31/99)

### Had 25+ Points and 15+ Rebounds

By UCLA	Kevon Looney (27 pts, 19 rbs), vs. Stanford (1/8/15)
By Opponent	Shawn Long (26 pts, 16 rbs), Louisiana-Lafayette (12/15/15)

### Had 10+ Points and 10+ Assists

By UCLA	Aaron Holiday (17 pts, 10 ast), vs. Oregon State (2/15/18)
By Opponent	Daejon Davis (23 pts, 10 ast), Stanford (1/27/18)

### Had 15+ Points and 10+ Assists

By UCLA	Aaron Holiday (17 pts, 10 ast), vs. Oregon State (2/15/18)
By Opponent	Daejon Davis (23 pts, 10 ast), Stanford (1/27/18)

### Had 20+ Points and 10+ Assists

By UCLA	Lonzo Ball (20 pts, 11 ast), vs. Long Beach State (11/20/16)
By Opponent	Daejon Davis (23 pts, 10 ast), Stanford (1/27/18)

### Had 5 or More Steals

By UCLA	Aaron Holiday, 5, vs. Central Arkansas (11/15/17)
By Opponent	Matisse Thybulle, 6, at Washington (2/4/17)

### Had 8 or More Steals

By UCLA	Jordan Adams, 8, vs. Sacramento State (11/18/13)
By Opponent	Quinn Cook, 8, Duke (12/19/13)

### Had 5 or More Blocks

By UCLA	Thomas Welsh, 5, vs. Monmouth (11/13/15)
By Opponent	Drew Eubanks, 6, Oregon State (2/15/18)

### Had 7 or More Blocks

By UCLA	Tyler Honeycutt, 8, vs. Oregon State (2/12/11)
By Opponent	Jarvis Varnado, 7, vs. Mississippi State (12/12/09)

### Had 20+ Points and 5+ Blocks

By UCLA	Jerome Moiso (22 pts, 5 blocks), vs. Arizona State (1/22/00)
By Opponent	Josh Huestis (22 pts, 5 blocks), Stanford (2/22/14)

### Recorded a Triple-Double

By UCLA	Kyle Anderson (13p, 12r, 11a), vs. Morehead State (11/22/13)
By Opponent	Draymond Green (23p, 11r, 10a), Michigan State (3/17/11)

### Played 45 or More Minutes

By UCLA	Aaron Holiday, 45, vs. Stanford, OT (3/9/18)
By Opponent	Daejon Davis, 45, Stanford-OT (1/4/18)

### Scored 20 or More Points off the Bench

By UCLA	Jaylen Hands, 23, vs. Detroit Mercy (12/3/17)
By Opponent	Mitch Ballock, 22, Creighton (11/20/17)

### Scored 25 or More Points off the Bench

By UCLA	Jordan Adams, 25, vs. James Madison (11/15/12)
By Opponent	Trevor Releford, 34, Alabama (12/28/13)

### Recorded 10 or More Rebounds off the Bench

By UCLA	Alex Olesinski, 10, vs. South Carolina State (11/17/17)
By Opponent	Chimezie Metu, 11, USC (3/9/16)

**Game No. 1 – November 11, 2017**  
**Baoshan Arena – Shanghai, China**  
**(21) UCLA 63, Georgia Tech 60**

**GEORGIA TECH 60**

NAME	FG	3FG	FT	R	PF	TP	A	MIN
Wright	0-6	0-1	0-0	2	2	0	0	16
Gueye	0-3	0-2	2-2	6	4	2	2	32
Lammers	11-18	0-0	2-2	10	0	24	1	38
Alston	2-9	0-3	6-8	4	3	10	2	24
Alvarado	4-8	2-5	2-2	7	3	12	3	28
Moore	0-6	0-1	1-2	2	3	1	3	23
Cole	1-3	1-3	3-4	2	2	6	0	22
Haywood II	2-5	1-3	0-0	1	3	5	1	17
<b>TOTALS</b>	<b>20-58</b>	<b>4-18</b>	<b>16-20</b>	<b>35</b>	<b>20</b>	<b>60</b>	<b>12</b>	<b>200</b>

**UCLA 63**

NAME	FG	3FG	FT	R	PF	TP	A	MIN
Goloman	2-7	0-2	0-0	6	3	4	0	28
Welsh	5-8	0-0	0-0	8	2	10	0	37
Holiday	3-9	0-4	5-7	3	2	11	7	35
Hands	4-11	1-1	5-6	4	2	14	1	28
Wilkes	6-12	4-6	2-4	4	3	18	1	30
Olesinski	2-3	0-0	1-2	2	3	5	0	14
Smith	0-1	0-0	0-0	1	1	0	0	8
Ali	0-3	0-1	1-2	2	1	1	2	20
<b>TOTALS</b>	<b>22-54</b>	<b>5-14</b>	<b>14-21</b>	<b>36</b>	<b>17</b>	<b>63</b>	<b>11</b>	<b>200</b>

Halftime Score – UCLA 35, Georgia Tech 32. Team Rebounds – UCLA 6, Georgia Tech 1. Turnovers – UCLA 14, Georgia Tech 11. Technicals – None. Attendance: 4,011. Officials – Eric Curry, Randy McCall, Greg Nixon.

**Game No. 2 – November 15, 2017**  
**Pauley Pavilion – Los Angeles, Calif.**  
**(23) UCLA 106, Central Arkansas 101 – OT**

**CENTRAL ARKANSAS 101**

NAME	FG	3FG	FT	R	PF	TP	A	MIN
Lee	3-5	0-0	0-0	5	3	6	1	22
Koval	5-9	4-8	1-2	8	3	15	2	32
Howard	13-25	8-15	1-1	4	3	35	5	42
Kamba	6-14	1-2	2-6	7	4	15	3	35
Unruh	7-11	4-6	2-2	1	5	20	3	22
Parnell	0-3	0-1	0-0	3	2	0	2	7
Iyekekpolor	1-1	0-0	0-0	2	1	2	0	12
Mondesir	1-3	0-0	0-0	1	0	2	0	8
Schmit	0-3	0-0	1-2	2	2	1	0	8
Weidenaar	0-0	0-0	0-0	0	0	0	0	3
Chatham	0-0	0-0	0-0	0	0	0	0	3
Jones	2-5	1-3	0-0	6	2	5	5	31
<b>TOTALS</b>	<b>38-79</b>	<b>18-35</b>	<b>7-13</b>	<b>42</b>	<b>25</b>	<b>101</b>	<b>21</b>	<b>225</b>

**UCLA 106**

NAME	FG	3FG	FT	R	PF	TP	A	MIN
Goloman	4-5	0-0	0-4	0	1	8	1	19
Welsh	8-19	0-1	0-0	11	2	16	3	38
Holiday	5-15	4-9	10-12	6	2	24	5	43
Hands	4-8	1-2	1-3	7	2	10	6	34
Wilkes	8-17	2-3	2-2	12	3	20	0	32
Olesinski	2-4	1-2	5-6	7	2	10	1	24
Smith	3-5	0-0	0-1	6	0	6	1	13
Ali	4-6	2-3	2-4	0	2	12	2	22
<b>TOTALS</b>	<b>38-79</b>	<b>10-20</b>	<b>20-32</b>	<b>51</b>	<b>14</b>	<b>106</b>	<b>19</b>	<b>225</b>

Halftime Score – UCLA 47, Central Arkansas 45. End of Regulation – UCLA 86, Central Arkansas 86. Team Rebounds – Central Arkansas 3, UCLA 2. Turnovers – Central Arkansas 18, UCLA 16. Technicals – None. Attendance: 6,782. Officials – John Higgins, Steve Olson, Bill Vinovich.

**Game No. 3 – November 17, 2017**  
**Pauley Pavilion – Los Angeles, Calif.**  
**(23) UCLA 96, South Carolina State 68**

**SOUTH CAROLINA STATE 68**

NAME	FG	3FG	FT	R	PF	TP	A	MIN
Fields	4-8	0-0	1-2	2	4	9	0	14
Kinard	4-13	2-3	0-0	2	3	10	2	24
Applewhite	3-6	0-0	0-0	7	2	6	3	31
Raynor-Powell	4-9	0-1	0-1	7	2	8	2	31
Solomon	0-3	0-1	0-0	0	2	0	1	21
Jones	3-8	0-2	0-0	2	0	6	0	15
Neal	0-0	0-0	0-0	0	0	0	0	2
Richardson	1-6	0-1	2-2	3	1	4	1	18
Wright	8-17	6-11	1-1	2	2	23	1	27
Bottenberg	0-0	0-0	0-0	1	1	0	1	9
Taylor	1-1	0-0	0-0	1	2	2	0	8
<b>TOTALS</b>	<b>28-71</b>	<b>8-19</b>	<b>4-6</b>	<b>30</b>	<b>19</b>	<b>68</b>	<b>11</b>	<b>200</b>

**UCLA 96**

NAME	FG	3FG	FT	R	PF	TP	A	MIN
Goloman	3-9	0-3	2-2	7	1	8	2	27
Welsh	5-9	0-1	3-4	15	2	13	2	26
Holiday	3-7	2-6	0-0	2	2	8	4	32
Hands	9-12	3-5	1-2	3	1	22	4	27
Wilkes	5-12	1-4	3-7	6	1	14	1	26
Olesinski	4-5	0-1	0-0	10	2	8	2	22
Smith	5-7	2-3	3-5	3	3	15	3	21
Wulff, A.	1-1	1-1	0-0	0	0	3	1	2
Ali	2-5	1-3	0-4	2	3	5	1	15
Okwarabizie	0-0	0-0	0-0	0	0	0	0	2
<b>TOTALS</b>	<b>37-67</b>	<b>10-27</b>	<b>12-24</b>	<b>51</b>	<b>15</b>	<b>96</b>	<b>20</b>	<b>200</b>

Halftime Score – UCLA 41, South Carolina State 35. Team Rebounds – UCLA 3, South Carolina State 3. Turnovers – UCLA 12, South Carolina State 10. Technicals – None. Attendance: 7,035. Officials – David Hall, Mike Scyphers, Nate Harris.

**Game No. 4 – November 20, 2017**  
**Sprint Center – Kansas City, Mo.**  
**Creighton 100, (23) UCLA 89**

**UCLA 89**

NAME	FG	3FG	FT	R	PF	TP	A	MIN
Goloman	1-2	0-0	0-0	4	4	2	1	14
Welsh	5-11	2-3	4-4	13	4	16	3	27
Holiday	8-17	2-6	7-8	2	2	25	7	39
Hands	2-8	0-2	0-0	3	4	4	2	22
Wilkes	6-12	0-4	3-6	6	2	15	1	32
Olesinski	1-2	0-0	0-0	2	3	2	0	21
Smith	2-7	0-3	3-5	1	0	7	0	20
Ali	5-9	2-5	6-8	3	5	18	3	25
<b>TOTALS</b>	<b>30-68</b>	<b>6-23</b>	<b>23-31</b>	<b>36</b>	<b>24</b>	<b>89</b>	<b>17</b>	<b>200</b>

**CREIGHTON 100**

NAME	FG	3FG	FT	R	PF	TP	A	MIN
Harrell Jr.	1-4	0-1	1-2	15	1	3	2	32
Krampelj	3-5	0-0	2-3	5	4	8	0	19
Foster	9-20	2-9	3-4	5	3	23	1	32
Mintz	2-4	0-0	6-10	6	2	10	2	20
Thomas	5-7	3-4	3-6	1	4	16	3	26
Alexander	4-8	1-4	3-4	1	1	12	3	23
Ballock	7-14	4-9	4-4	3	3	22	3	30
Suarez	2-5	1-2	1-2	5	3	6	0	18
<b>TOTALS</b>	<b>33-67</b>	<b>11-29</b>	<b>23-35</b>	<b>44</b>	<b>21</b>	<b>100</b>	<b>14</b>	<b>200</b>

Halftime Score – Creighton 43, UCLA 38. Team Rebounds – UCLA 2, Creighton 2. Turnovers – Creighton 8, UCLA 7. Technicals – None. Attendance: 10,243. Officials – Bert Smith, Ray Natili, Tim Gattis.

**Game No. 5 – November 21, 2017**  
**Sprint Center – Kansas City, Mo.**  
**(23) UCLA 72, Wisconsin 70**

**WISCONSIN 70**

NAME	FG	3FG	FT	R	PF	TP	A	MIN
Ford	0-3	0-2	0-0	0	3	0	0	19
Happ	8-13	0-0	3-4	9	3	19	5	33
Trice	5-10	1-5	3-6	4	3	14	1	33
Iverson	5-8	0-2	4-6	5	2	14	1	36
Davison	4-11	3-8	3-4	2	3	14	0	35
Pritzi	0-3	0-3	0-0	0	0	0	1	10
Van Vliet	0-0	0-0	0-0	1	2	0	0	2
Thomas	0-0	0-0	0-0	1	0	0	0	5
King	3-4	1-2	2-2	0	1	9	0	17
Illikainen	0-0	0-0	0-0	1	1	0	1	10
<b>TOTALS</b>	<b>25-52</b>	<b>5-22</b>	<b>15-22</b>	<b>25</b>	<b>18</b>	<b>70</b>	<b>9</b>	<b>200</b>

**UCLA 72**

NAME	FG	3FG	FT	R	PF	TP	A	MIN
Goloman	4-5	1-1	2-3	5	5	11	1	27
Welsh	4-10	1-3	2-3	8	1	11	1	36
Holiday	7-12	2-4	2-3	2	3	18	5	35
Hands	4-7	2-3	0-0	2	1	10	3	26
Wilkes	2-5	0-2	0-0	4	5	4	1	23
Olesinski	2-3	1-2	1-2	2	3	6	1	17
Smith	0-2	0-0	2-2	1	1	2	0	15
Ali	4-6	2-2	0-0	1	2	10	1	21
<b>TOTALS</b>	<b>27-50</b>	<b>9-17</b>	<b>9-13</b>	<b>28</b>	<b>21</b>	<b>72</b>	<b>13</b>	<b>200</b>

Halftime Score – Wisconsin 38, UCLA 31. Team Rebounds – UCLA 3, Wisconsin 2. Turnovers – UCLA 19, Wisconsin 12. Technicals – None. Attendance: 10,160. Officials – Paul Janssen, Chance Moore, Marques Pettigrew.

**Game No. 6 – November 26, 2017**  
**Pauley Pavilion – Los Angeles, Calif.**  
**UCLA 87, UC Irvine 63**

**UC IRVINE 63**

NAME	FG	3FG	FT	R	PF	TP	A	MIN
Galloway	2-3	0-0	0-0	6	4	4	0	24
Smith	1-3	1-1	2-2	2	3	5	2	14
Rutherford	1-1	0-0	1-2	4	5	3	1	24
Hazzard	6-12	5-9	1-3	1	1	18	1	27
Leonard	3-5	2-3	2-3	2	3	10	1	17
Wertner	0-2	0-1	0-0	1	0	0	1	6
Welch	0-0	0-0	0-0	1	1	0	0	2
Edgar Jr.	6-14	1-4	0-0	4	2	13	1	19
Davidian	0-1	0-1	0-0	0	0	0	0	1
Traylor	1-3	1-2	0-0	3	0	3	0	6
Worku	0-10	0-3	2-2	2	2	2	6	30
Jones	2-8	0-0	1-2	8	3	5	1	19
Greene	0-2	0-0	0-0	2	3	0	0</	



**Game No. 7 – November 29, 2017**  
**Pauley Pavilion – Los Angeles, Calif.**  
**UCLA 75, CSU Bakersfield 66**

**CSU BAKERSFIELD 66**

NAME	FG	3FG	FT	R	PF	TP	A	MIN
Briggs	1-8	0-1	5-6	6	1	7	2	25
Aly	2-4	0-0	1-2	1	5	5	0	13
Joiner	6-13	4-8	4-4	4	2	20	0	32
Wrapp	0-1	0-1	0-0	6	5	0	3	27
Holden	4-13	2-6	0-0	3	1	10	4	28
Suber	0-1	0-0	0-0	1	1	0	0	2
Davis	1-5	0-2	3-4	4	2	5	0	11
McCall	0-1	0-0	0-0	1	1	0	1	3
Ndoye	0-2	0-0	2-2	2	5	2	0	18
Lee	1-2	0-1	0-0	4	1	2	0	10
Durham	5-17	4-14	1-2	3	1	15	1	31
<b>TOTALS</b>	<b>20-67</b>	<b>10-33</b>	<b>16-20</b>	<b>42</b>	<b>25</b>	<b>66</b>	<b>11</b>	<b>200</b>

**UCLA 75**

NAME	FG	3FG	FT	R	PF	TP	A	MIN
Goloman	5-8	0-1	0-0	6	3	10	1	25
Welsh	4-7	1-1	4-5	10	4	13	0	29
Holiday	7-13	0-5	2-4	7	4	16	6	35
Wilkes	4-11	0-2	3-6	7	4	11	2	26
Ali	2-5	0-2	2-3	3	1	6	2	25
Olesinski	3-4	1-2	1-2	4	1	8	0	22
Hands	0-5	0-2	7-8	4	0	7	4	24
Smith	2-6	0-2	0-0	1	2	4	0	14
<b>TOTALS</b>	<b>27-59</b>	<b>2-17</b>	<b>19-28</b>	<b>45</b>	<b>19</b>	<b>75</b>	<b>15</b>	<b>200</b>

Halftime Score – UCLA 29, CSU Bakersfield 27. Team Rebounds – CSU Bakersfield 7, UCLA 3. Turnovers – UCLA 14, CSU Bakersfield 11. Technicals – None. Attendance: 5,973. Officials – Tony Padilla, Tom O'Neill, Frank Harvey III.

**Game No. 8 – December 3, 2017**  
**Pauley Pavilion – Los Angeles, Calif.**  
**UCLA 106, Detroit Mercy 73**

**DETROIT MERCY 73**

NAME	FG	3FG	FT	R	PF	TP	A	MIN
Ballantyne	0-4	0-2	0-0	2	3	0	2	23
Hogan	4-6	0-0	0-0	3	3	8	0	17
Chatman	5-16	3-8	5-5	7	3	18	1	28
Jackson Jr.	5-10	4-8	0-0	1	2	14	3	33
Allen	7-12	1-4	0-2	3	3	15	3	30
Prince	1-2	0-0	2-2	2	1	4	0	10
Black	0-1	0-1	0-0	0	2	0	1	8
Long	1-2	1-2	0-0	2	0	3	0	6
Eichler	0-0	0-0	0-0	0	0	0	0	2
Ollie	0-0	0-0	1-2	1	0	1	0	2
McFolley	3-7	0-2	0-2	3	1	6	0	18
Blackshear	0-0	0-0	0-1	1	0	0	0	5
Jones	2-5	0-0	0-0	2	2	4	0	18
<b>TOTALS</b>	<b>28-65</b>	<b>9-27</b>	<b>8-14</b>	<b>29</b>	<b>20</b>	<b>73</b>	<b>10</b>	<b>200</b>

**UCLA 106**

NAME	FG	3FG	FT	R	PF	TP	A	MIN
Goloman	2-4	1-1	0-0	5	0	5	5	25
Welsh	3-6	0-0	2-2	9	1	8	0	26
Holiday	4-8	2-5	4-4	4	2	14	3	28
Wilkes	3-7	1-2	2-4	6	2	9	3	19
Ali	8-12	2-3	2-3	3	1	20	4	22
Olesinski	3-5	0-2	1-1	3	3	7	0	19
Hands	8-13	4-7	3-4	9	0	23	4	24
Smith	5-9	1-2	3-4	1	1	14	1	19
Wulff, I.	0-3	0-2	2-2	0	1	2	0	2
Wulff, A.	0-2	0-1	0-0	0	0	0	0	4
Dodson	0-0	0-0	0-0	1	1	0	0	2
Wallace	0-0	0-0	0-0	1	0	0	0	2
Okwarabizie	2-3	0-0	0-0	3	2	4	0	8
<b>TOTALS</b>	<b>38-72</b>	<b>11-25</b>	<b>19-24</b>	<b>47</b>	<b>14</b>	<b>106</b>	<b>20</b>	<b>200</b>

Halftime Score – UCLA 52, Detroit Mercy 35. Team Rebounds – Detroit Mercy 2, UCLA 2. Turnovers – Detroit Mercy 12, UCLA 8. Technicals – UCLA: Jaylen Hands. Attendance: 6,109. Officials – Tony Padilla, Tom O'Neill, Frank Harvey III.

**Game No. 9 – December 9, 2017**  
**Crisler Center – Ann Arbor, Mich.**  
**Michigan 78, UCLA 69 – OT**

**UCLA 69**

NAME	FG	3FG	FT	R	PF	TP	A	MIN
Goloman	3-5	0-1	1-3	4	4	7	3	30
Welsh	8-12	2-2	4-4	10	1	22	1	40
Holiday	9-17	2-5	7-8	4	3	27	7	43
Wilkes	3-5	0-2	0-1	3	3	6	1	31
Ali	1-5	0-1	1-2	5	2	3	0	27
Olesinski	0-3	0-3	0-0	2	3	0	0	11
Hands	1-6	0-3	2-3	5	2	4	1	26
Smith	0-4	0-1	0-0	6	1	0	0	16
Wulff, A.	0-0	0-0	0-0	0	0	0	0	1
<b>TOTALS</b>	<b>25-57</b>	<b>4-18</b>	<b>15-21</b>	<b>41</b>	<b>19</b>	<b>69</b>	<b>13</b>	<b>225</b>

**MICHIGAN 78**

NAME	FG	3FG	FT	R	PF	TP	A	MIN
Wagner	10-16	3-5	0-3	3	4	23	2	35
Robinson	1-7	0-5	0-0	2	3	2	2	34
Matthews	8-11	2-3	2-10	8	3	20	3	31
Abdur-Rahkman	2-10	2-6	2-2	2	1	8	3	44
Brooks	2-5	1-3	2-2	0	2	7	3	21
Poole	0-3	0-3	1-2	1	0	1	0	11
Simpson	6-9	2-2	1-2	2	1	15	0	24
Livers	0-2	0-2	0-0	7	2	0	1	11
Simmons	0-0	0-0	0-1	0	0	0	1	4
Teske	1-1	0-0	0-0	2	2	2	0	10
<b>TOTALS</b>	<b>30-64</b>	<b>10-29</b>	<b>8-22</b>	<b>30</b>	<b>18</b>	<b>78</b>	<b>15</b>	<b>225</b>

Halftime Score – UCLA 30, Michigan 27. End of Regulation – UCLA 65, Michigan 65. Team Rebounds – Michigan 3, UCLA 2. Turnovers – UCLA 20, Michigan 11. Technicals – None. Attendance: 12,137. Officials – Lamont Simpson, D.J. Carstensen, Kelly Pfeifer.

**Game No. 10 – December 16, 2017**  
**Pauley Pavilion – Los Angeles, Calif.**  
**(25) Cincinnati 77, UCLA 63**

**CINCINNATI 77**

NAME	FG	3FG	FT	R	PF	TP	A	MIN
Briggs	1-8	0-1	5-6	6	1	7	2	25
Aly	2-4	0-0	1-2	1	5	5	0	13
Joiner	6-13	4-8	4-4	4	2	20	0	32
Wrapp	0-1	0-1	0-0	6	5	0	3	27
Holden	4-13	2-6	0-0	3	1	10	4	28
Suber	0-1	0-0	0-0	1	1	0	0	2
Davis	1-5	0-2	3-4	4	2	5	0	11
McCall	0-1	0-0	0-0	1	1	0	1	3
Ndoye	0-2	0-0	2-2	2	5	2	0	18
Lee	1-2	0-1	0-0	4	1	2	0	10
Durham	5-17	4-14	1-2	3	1	15	1	31
<b>TOTALS</b>	<b>20-67</b>	<b>10-33</b>	<b>16-20</b>	<b>42</b>	<b>25</b>	<b>66</b>	<b>11</b>	<b>200</b>

**UCLA 63**

NAME	FG	3FG	FT	R	PF	TP	A	MIN
Goloman	5-8	0-1	0-0	6	3	10	1	25
Welsh	4-7	1-1	4-5	10	4	13	0	29
Holiday	7-13	0-5	2-4	7	4	16	6	35
Wilkes	4-11	0-2	3-6	7	4	11	2	26
Ali	2-5	0-2	2-3	3	1	6	2	25
Olesinski	3-4	1-2	1-2	4	1	8	0	22
Hands	0-5	0-2	7-8	4	0	7	4	24
Smith	2-6	0-2	0-0	1	2	4	0	14
<b>TOTALS</b>	<b>27-59</b>	<b>2-17</b>	<b>19-28</b>	<b>45</b>	<b>19</b>	<b>75</b>	<b>15</b>	<b>200</b>

Halftime Score – Cincinnati 36, UCLA 23. Team Rebounds – UCLA 3, Cincinnati 1. Turnovers – UCLA 18, Cincinnati 9. Technicals – None. Attendance: 10,018. Officials – John Higgins, Chris Rastatter, Nate Harris.

**Game No. 11 – December 19, 2017**  
**Pauley Pavilion – Los Angeles, Calif.**  
**UCLA 85, South Dakota 82**

**SOUTH DAKOTA 82**

NAME	FG	3FG	FT	R	PF	TP	A	MIN
Burch-Manning	2-7	1-2	1-2	5	2	6	0	24
Hagedorn	3-13	2-10	1-4	8	1	9	3	27
Hurst	2-3	1-1	0-0	0	2	5	0	16
Simpson	1-5	0-2	0-0	5	0	2	2	32
Mooney	10-18	3-7	0-0	7	4	23	3	28
Doss	0-0	0-0	0-0	1	0	0	2	4
Armstrong	3-7	3-7	6-7	1	2	15	0	15
Peterson	5-10	0-3	2-3	4	4	12	1	27
Jech	1-2	0-0	0-0	1	0	2	0	4
Power	0-0	0-0	0-0	0	0	0	0	0+
Fuller	2-5	0-1	4-4	6	5	8	0	20
Sparks	0-0	0-0	0-0	2	1	0	0	3
<b>TOTALS</b>	<b>29-70</b>	<b>10-33</b>	<b>14-20</b>	<b>45</b>	<b>21</b>	<b>82</b>	<b>11</b>	<b>200</b>

**UCLA 85**

NAME	FG	3FG	FT	R	PF	TP	A	MIN
Goloman	4-6	0-0	4-5	7	3	12	2	25
Welsh	7-14	3-7	2-2	11	2	19	4	30
Holiday	4-14	1-6	6-8	5	3	15	5	33
Wilkes	2-6	1-3	0-0	3	4	5	2	23
Ali	3-10	0-1	1-3	4	1	7	4	30
Olesinski	2-3	1-2	0-1	2	2	5	2	17
Hands	4-8	2-5	2-4	4	1	12	2	24
Smith	4-5	0-1	2-2	1	2	10	1	18
<b>TOTALS</b>	<b>30-66</b>	<b>8-25</b>	<b>17-25</b>	<b>37</b>	<b>18</b>	<b>85</b>	<b>22</b>	<b>200</b>

Halftime Score – South Dakota 36, UCLA 33. Team Rebounds – South Dakota 5, UCLA 0. Turnovers – South Dakota 15, UCLA 13. Technicals – South Dakota: Matt Mooney. Attendance: 5,767. Officials – David Hall, Rick Randall, Jim Schipper.

**Game No. 12 – December 23, 2017**  
**Smoothie King Center – New Orleans, La.**  
**UCLA 83, (7) Kentucky 75**

**UCLA 83**

NAME	FG	3FG	FT	R	PF	TP	A	MIN
Goloman	1-2	0-0	0-0	7	4	2	2	25
Welsh	5-11	3-6	0-0	11	4	13	1	35
Holiday	7-14	2-6	4-4	3	2	20	8	36
Wilkes	7-15	3-9	3-4	5	1	20	1	35
Ali	4-7	2-2	2-3	3	1	12	0	20
Olesinski	0-2	0-1	2-2	4	2	2	0	18
Hands	5-10	2-6	2-2	2	0	14	2	24
Smith	0-0	0-0	0-0	0	0	0	0	5
Okwarabizie	0-0	0-0	0-0	1	0	0	0	2
<b>TOTALS</b>	<b>29-61</b>	<b>12-30</b>	<b>13-15</b>	<b>37</b>	<b>14</b>	<b>83</b>	<b>14</b>	<b>200</b>

**KENTUCKY 75**

NAME	FG	3FG	FT	R	PF	TP	A	MIN
Richards	3-5	0-0	1-2	6	1	7	2	26
Knox	6-12	2-5	1-2	5	4	15	3	35
Washington	3-8	0-1	3-3	4	0	9	1	27
Green	1-7	0-4	0-0	0	0	2	2	20
Diallo	7-18	1-5	3-5	4	3	18	1	29
Killeya-Jones	0-1	0-0	2-2	3	3	2	0	6
Gilgeous-A								

**Game No. 13 – December 29, 2017**  
**Pauley Pavilion – Los Angeles, Calif.**  
**UCLA 96, Washington State 82**

**WASHINGTON STATE 82**

NAME	FG	3FG	FT	R	PF	TP	A	MIN
Franks	7-16	3-9	3-4	8	2	20	3	37
Ppollard	4-6	0-0	4-6	5	3	12	1	30
Hinson	0-1	0-0	0-0	1	3	0	0	4
Daniels	1-4	0-3	1-2	1	2	3	3	29
Flynn	3-9	3-8	0-0	2	3	9	4	29
Acquaah	5-7	2-4	1-2	6	4	13	1	28
Chidom	2-5	1-3	3-4	4	2	8	0	17
Cooper	0-1	0-0	0-0	1	1	0	1	6
Skaggs	6-10	5-8	0-0	1	3	17	1	20
<b>TOTALS</b>	<b>28-59</b>	<b>14-35</b>	<b>12-18</b>	<b>30</b>	<b>23</b>	<b>82</b>	<b>14</b>	<b>200</b>

**UCLA 96**

NAME	FG	3FG	FT	R	PF	TP	A	MIN
Goloman	2-4	1-1	4-6	4	4	9	1	30
Welsh	4-11	0-4	4-4	14	3	12	3	33
Holiday	11-18	5-5	6-6	11	2	33	4	40
Wilkes	3-9	1-6	7-9	5	1	14	1	25
Ali	1-9	1-5	0-0	0	0	3	3	22
Olesinski	1-3	0-1	0-0	4	1	2	0	15
Hands	6-9	4-5	3-4	3	2	19	4	24
Smith	1-2	0-1	2-4	1	1	4	0	11
<b>TOTALS</b>	<b>29-65</b>	<b>12-28</b>	<b>26-33</b>	<b>43</b>	<b>14</b>	<b>96</b>	<b>16</b>	<b>200</b>

Halftime Score – UCLA 42, Washington State 37. Team Rebounds – UCLA 1, Washington State 1. Turnovers – Washington State 8, UCLA 7. Technicals – None. Attendance: 8,089. Officials – Verne Harris, Eric Curry, Tom O'Neill.

**Game No. 14 – December 31, 2017**  
**Pauley Pavilion – Los Angeles, Calif.**  
**UCLA 74, Washington 53**

**WASHINGTON 53**

NAME	FG	3FG	FT	R	PF	TP	A	MIN
Thybulle	3-10	0-7	1-2	7	3	7	3	37
Dickerson	4-11	0-1	6-7	7	2	14	2	30
Timmins	2-3	0-0	2-2	9	2	6	0	24
Crisp	4-14	1-9	2-4	1	5	11	3	37
Nowell	4-17	0-3	2-3	5	5	10	1	25
Kingma	0-0	0-0	0-0	1	0	0	0	2
Carter	1-5	0-2	0-0	1	1	2	0	11
Wright	0-2	0-1	0-0	2	0	0	0	13
Green	1-6	1-4	0-0	2	3	3	0	21
<b>TOTALS</b>	<b>19-68</b>	<b>2-27</b>	<b>13-18</b>	<b>38</b>	<b>21</b>	<b>53</b>	<b>9</b>	<b>200</b>

**UCLA 74**

NAME	FG	3FG	FT	R	PF	TP	A	MIN
Goloman	2-3	0-0	3-5	6	3	7	0	24
Welsh	1-6	1-3	4-4	12	3	7	1	35
Holiday	4-13	1-4	5-6	7	4	14	5	34
Wilkes	7-13	2-4	5-6	5	1	21	1	32
Ali	3-5	0-0	6-7	3	1	12	1	20
Olesinski	1-1	0-0	0-0	0	3	2	0	18
Hands	2-6	0-2	2-2	3	1	6	2	25
Smith	1-3	0-0	0-0	3	1	2	1	11
Wulff, A.	1-1	1-1	0-0	0	0	3	0	1
<b>TOTALS</b>	<b>22-51</b>	<b>5-14</b>	<b>25-30</b>	<b>43</b>	<b>17</b>	<b>74</b>	<b>11</b>	<b>200</b>

Halftime Score – Washington 36, UCLA 28. Team Rebounds – UCLA 4, Washington 3. Turnovers – UCLA 15, Washington 12. Technicals – None. Attendance: 7,639. Officials – Mike Scyphers, Mike Reed, Keith Kimble.

**Game No. 15 – January 4, 2018**  
**Maples Pavilion – Stanford, Calif.**  
**Stanford 107, UCLA 99 – 2-OT**

**UCLA 99**

NAME	FG	3FG	FT	R	PF	TP	A	MIN
Goloman	4-7	2-4	4-7	2	5	14	0	27
Welsh	3-7	1-4	1-3	10	5	8	1	23
Holiday	10-21	3-7	8-11	1	3	31	3	48
Wilkes	8-15	2-5	0-0	3	5	18	2	34
Ali	5-9	2-3	4-8	4	4	16	0	34
Olesinski	1-5	0-3	1-2	8	3	3	1	31
Hands	3-10	0-5	1-4	4	3	7	3	34
Smith	1-3	0-2	0-0	4	1	2	0	15
Okwarabizie	0-0	0-0	0-0	2	0	0	0	4
<b>TOTALS</b>	<b>35-77</b>	<b>10-33</b>	<b>19-35</b>	<b>42</b>	<b>29</b>	<b>99</b>	<b>10</b>	<b>250</b>

**STANFORD 107**

NAME	FG	3FG	FT	R	PF	TP	A	MIN
Okpala	5-16	0-2	3-6	4	5	13	1	34
Humphrey	5-9	1-3	3-3	7	5	14	0	33
Travis	6-10	1-1	5-5	11	5	18	0	26
Davis	8-11	1-2	5-8	5	3	22	7	45
Pickens	8-18	6-11	4-5	10	1	26	2	44
White	0-1	0-1	2-4	2	1	2	1	16
Pugh	0-0	0-0	0-0	1	0	0	0	0+
Da Silva	4-5	0-1	0-0	5	2	8	6	36
Sharma	2-4	0-0	0-1	3	4	4	0	16
<b>TOTALS</b>	<b>38-74</b>	<b>9-21</b>	<b>22-32</b>	<b>53</b>	<b>26</b>	<b>107</b>	<b>17</b>	<b>250</b>

Halftime Score – UCLA 41, Stanford 36. End of Regulation – UCLA 85, Stanford 85. Team Rebounds – Stanford 5, UCLA 4. Turnovers – Stanford 13, UCLA 9. Technicals – None. Attendance: 4,497. Officials – David Hall, Bert Smith, Bob Staffen.

**Game No. 16 – January 6, 2018**  
**Haas Pavilion – Berkeley, Calif.**  
**UCLA 107, California 84**

**UCLA 107**

NAME	FG	3FG	FT	R	PF	TP	A	MIN
Goloman	2-2	1-1	4-4	2	5	9	1	16
Welsh	6-9	4-6	3-4	14	1	19	2	31
Wilkes	5-10	4-6	2-4	3	4	16	4	28
Ali	5-10	1-4	4-5	1	2	15	2	23
Holiday	6-10	3-5	6-8	3	2	21	5	35
Olesinski	4-5	3-4	3-3	6	3	14	0	22
Wulff, A.	0-0	0-0	0-0	0	0	0	0	2
Okwarabizie	0-0	0-0	0-0	0	1	0	0	3
Hands	3-6	1-3	4-5	2	1	11	8	26
Smith	1-3	0-1	0-0	2	3	2	0	14
<b>TOTALS</b>	<b>32-55</b>	<b>17-30</b>	<b>26-33</b>	<b>35</b>	<b>22</b>	<b>107</b>	<b>22</b>	<b>200</b>

**CALIFORNIA 84**

NAME	FG	3FG	FT	R	PF	TP	A	MIN
Sueing	8-13	4-8	2-4	7	1	22	2	37
Lee	8-14	0-0	3-5	15	3	19	1	34
McNeill	4-9	3-6	1-2	0	4	12	4	26
Coleman	4-15	1-5	7-7	2	4	16	2	33
Harris-Dyson	5-9	0-1	0-2	2	4	10	2	20
Davis	0-2	0-0	1-4	3	4	1	1	7
Hamilton	0-1	0-0	0-0	3	4	0	2	8
Okoroh	0-3	0-0	2-2	4	1	2	1	23
Winston	0-3	0-1	0-0	1	1	0	0	9
Anticevich	1-4	0-1	0-0	1	0	2	0	3
<b>TOTALS</b>	<b>30-73</b>	<b>8-22</b>	<b>16-26</b>	<b>40</b>	<b>26</b>	<b>84</b>	<b>15</b>	<b>200</b>

Halftime Score – UCLA 54, California 33. Team Rebounds – UCLA 2, California 2. Turnovers – UCLA 12, California 11. Technicals – UCLA: Ikenna Okwarabizie, California: Marcus Lee. Attendance: 8,888. Officials – Gregory Nixon, Larry Spaulding, Glen Mayberry.

**Game No. 17 – January 11, 2018**  
**Pauley Pavilion – Los Angeles, Calif.**  
**UCLA 83, Utah 64**

**UTAH 64**

NAME	FG	3FG	FT	R	PF	TP	A	MIN
Collette	7-11	1-1	0-1	5	2	15	0	28
Rawson	3-9	0-5	0-0	6	1	6	7	29
Barefield	1-5	0-3	2-2	1	3	4	3	23
Bibbins	4-10	4-8	0-0	1	2	12	4	32
Caldwell	1-2	0-1	0-0	1	0	2	0	9
Van Dyke	2-4	0-2	0-0	1	1	4	0	18
Connor	0-0	0-0	0-0	1	1	0	0	6
Seeley	3-5	0-1	3-4	7	3	9	0	19
Rydalch	0-0	0-0	0-0	2	0	0	0	2
Bealer	2-4	2-4	2-2	1	0	8	0	13
Jokl	0-0	0-0	0-0	0	0	0	0	4
Popoola	1-2	0-1	2-2	0	3	4	0	17
<b>TOTALS</b>	<b>24-52</b>	<b>7-26</b>	<b>9-11</b>	<b>27</b>	<b>16</b>	<b>64</b>	<b>14</b>	<b>200</b>

**UCLA 83**

NAME	FG	3FG	FT	R	PF	TP	A	MIN
Goloman	2-5	1-2	2-2	1	4	7	0	22
Welsh	3-9	1-3	0-0	6	2	7	1	32
Holiday	7-10	4-4	2-2	1	2	20	6	36
Wilkes	7-11	3-5	2-4	4	2	19	1	31
Ali	6-9	1-3	0-0	9	0	13	3	24
Olesinski	1-2	0-1	1-1	3	2	3	0	19
Hands	3-9	2-5	4-4	5	2	12	1	20
Smith	0-1	0-0	0-0	1	0	0	0	15
Wulff, A.	0-0	0-0	2-2	0	0	2	0	1
<b>TOTALS</b>	<b>29-56</b>	<b>12-23</b>	<b>13-15</b>	<b>30</b>	<b>14</b>	<b>83</b>	<b>12</b>	<b>200</b>

Halftime Score – UCLA 41, Utah 33. Team Rebounds – Utah 1, UCLA 0. Turnovers – Utah 13, UCLA 8. Technicals – None. Attendance: 8,739. Officials – Randy McCall, Kevin Brill, Nate Harris.

**Game No. 18 – January 13, 2018**  
**Pauley Pavilion – Los Angeles, Calif.**  
**Colorado 68, UCLA 59**

**COLORADO 68**

NAME	FG	3FG	FT	R	PF	TP	A	MIN
Bey	3-7	0-0	1-3	7	2	7	3	30
Walton	3-5	0-0	0-0	1	2	6	0	12
Wright, N.	3-6	1-3	2-4	4	1	9	2	25
King	7-12	6-10	6-6	10	2	26	1	35
Wright, M.	1-8	0-2	2-2	1	1	4	7	30
Schwartz	1-3	1-2	0-0	2	3	3	0	14
Brown	2-6	2-2	0-0	1	1	6	2	17
Nikolic	1-1	0-0	0-0	1	0	2	0	5
Collier	1-2	1-2	2-2	1	3	5	0	17
Siewert	0-1	0-1	0-0	1	1	0	2	15
<b>TOTALS</b>	<b>22-51</b>	<b>11-22</b>	<b>13-17</b>	<b>33</b>	<b>16</b>	<b>68</b>	<b>17</b>	<b>200</b>

**UCLA 59**

NAME	FG	3FG	FT	R	PF	TP	A	MIN
Goloman	2-5	0-1	2-2	4	4	6	1	21
Welsh	9-10	2-3	0-0	8	4	20	1	36
Holiday	4-13	1-4	1-2	4	3	10	4	40
Wilkes	3-11	1-6	3-3	9	1	10	1	32
Ali	1-7	0-3	1-4	4	0	3	2	21
Olesinski	1-2	0-0	0-2	4	1	2	1	16
Hands	3-11	1-6	1-2	2	2	8	0	20
Smith	0-3	0-2	0-3	3	2	0	3	14
<b>TOTALS</b>	<b>23-62</b>	<b>5-25</b>	<b>8-18</b>	<b>39</b>	<b>17</b>	<b>59</b>	<b>13</b>	<b>200</b>

Halftime Score – Colorado 39, UCLA 29. Team Rebounds – Colorado 4, UCLA 1. Turnovers – Colorado 12, UCLA 10. Technicals – None. Attendance: 10,164. Officials – Dick Cartmell, Verne Harris, Jeff Wooten.

**Game No. 19 – January 18, 2018**  
**Gill Coliseum – Corvallis, Ore.**  
**Oregon State 69, UCLA 63**

**UCLA 63**

NAME	FG	3FG	FT	R	PF	TP	A	MIN
Goloman	1-2	0-0	0-0	2	4	2	0	23
Welsh	4-13	2-6	0-0	13	4	10	0	35
Holiday	4-10	3-5	11-12	3	2	22	3	37
Wilkes	4-8	1-4	0-0	4	2	9	5	30
Ali	1-5	0-3	0-0	2	1	2	0	20
Olesinski	2-3	1-1	0-0	4	5	5	0	17
Hands	2-9	0-3	0-0	3	2	4	2	24
Smith	4-8	0-1	1-2	2	1	9	0	14
<b>TOTALS</b>	<b>22-58</b>	<b>7-23</b>	<b>12-14</b>	<b>37</b>	<b>21</b>	<b>63</b>	<b>10</b>	<b>200</b>

**OREGON STATE 69**

NAME	FG	3FG	FT	R	PF	TP	A	MIN
Tinkle	4-10	2-4	6-6	6	2	16	3	35
Eubanks	6-14	0-0	0-3	7	1	12	3	33
Berger	4-7	1-2	1-2	4	4	10	1	22
Thompson Jr.	5-13	2-5	0-0	4	2	12	3	33
Thompson, E.	2-9	1-3	6-6	6	2	11	2	35
Stacy	0-4	0-1	0-0	2	3	0	1	12
Hollins	1-3	0-0	2-3	5	0	4	1	10
Reichle	0-1	0-1	0-0	0	0	0	0	2
Rakocevic	0-0	0-0	1-2	4	1	1	0	10
Manuel	1-2	1-1	0-0	0	0	3	0	6
Koné	0-0	0-0	0-0	1	2	0	0	2
<b>TOTALS</b>	<b>23-63</b>	<b>7-17</b>	<b>16-22</b>	<b>45</b>	<b>17</b>	<b>69</b>	<b>14</b>	<b>200</b>

Halftime Score – Oregon State 31, UCLA 26. Team Rebounds – Oregon State 6, UCLA 4. Turnovers – UCLA 9, Oregon State 7. Technicals – None. Attendance: 5,330. Officials – Chris Rastatter, Michael Greenstein, Mike Scyphers.

**Game No. 20 – January 20, 2018**  
**Matthew Knight Arena – Eugene, Ore.**  
**Oregon 94, UCLA 91**

**UCLA 91**

NAME	FG	3FG	FT	R	PF	TP	A	MIN
Goloman	0-2	0-0	4-4	2	3	4	2	20
Welsh	6-11	0-1	5-6	10	2	17	1	36
Holiday	3-10	1-6	7-8	1	4	14	5	30
Wilkes	7-12	3-7	4-6	3	3	21	2	36
Ali	4-7	2-4	0-0	0	2	10	1	27
Olesinski	2-2	2-2	2-2	3	2	8	2	12
Hands	3-6	3-4	3-4	5	5	12	4	23
Smith	2-2	0-0	1-2	3	0	5	1	16
<b>TOTALS</b>	<b>27-52</b>	<b>11-24</b>	<b>26-32</b>	<b>29</b>	<b>21</b>	<b>91</b>	<b>18</b>	<b>200</b>

**OREGON 94**

NAME	FG	3FG	FT	R	PF	TP	A	MIN
Brown, T.	6-13	1-2	4-6	6	4	17	5	31
Wooten	3-5	0-0	0-0	6	1	6	0	22
McIntosh	6-12	1-3	5-6	8	3	18	1	35
Pritchard	8-13	5-8	4-4	4	3	26	4	38
Brown, E.	2-9	1-8	0-0	2	3	5	3	21
Bailey Jr.	6-10	3-7	3-3	0	3	18	2	25
Smith	0-0	0-0	0-0	0	0	0	0	0+
White	1-3	0-2	2-2	3	5	4	3	17
Kigab	0-2	0-2	0-0	0	2	0	1	6
Sorkin	0-0	0-0	1-2	0	1	1	0	5
<b>TOTALS</b>	<b>32-67</b>	<b>11-32</b>	<b>19-23</b>	<b>31</b>	<b>25</b>	<b>94</b>	<b>19</b>	<b>200</b>

Halftime Score – Oregon 52, UCLA 38. Team Rebounds – UCLA 2, Oregon 2. Turnovers – UCLA 13, Oregon 8. Technicals – None. Attendance: 12,364. Officials – Randy McCall, David Hall, Tom O'Neill.

**Game No. 21 – January 25, 2018**  
**Pauley Pavilion – Los Angeles, Calif.**  
**UCLA 70, California 57**

**CALIFORNIA 57**

NAME	FG	3FG	FT	R	PF	TP	A	MIN
Sueing	8-17	4-9	4-7	8	2	24	2	39
Lee	6-12	0-0	1-1	8	3	13	1	30
Okoroh	1-6	0-0	1-3	14	5	3	1	34
McNeill	2-16	0-6	3-4	2	3	7	5	39
Harris-Dyson	3-4	0-0	0-1	4	3	6	0	22
Davis	0-1	0-0	0-0	1	0	0	1	2
Hamilton	2-6	0-1	0-0	3	4	4	1	30
Winston	0-0	0-0	0-0	1	1	0	0	2
Welle	0-0	0-0	0-0	0	1	0	0	2
<b>TOTALS</b>	<b>22-62</b>	<b>4-16</b>	<b>9-16</b>	<b>41</b>	<b>22</b>	<b>57</b>	<b>11</b>	<b>200</b>

**UCLA 70**

NAME	FG	3FG	FT	R	PF	TP	A	MIN
Welsh	3-10	1-5	0-0	5	1	7	1	26
Holiday	5-8	2-3	9-10	4	2	21	6	40
Hands	4-12	0-3	6-8	6	3	14	1	32
Wilkes	2-8	1-5	5-6	7	4	10	2	22
Ali	1-3	1-2	2-2	5	3	5	2	23
Olesinski	0-0	0-0	2-4	3	1	2	0	16
Smith	4-5	0-1	1-1	0	0	9	1	14
Goloman	1-2	0-1	0-1	4	3	2	3	27
<b>TOTALS</b>	<b>20-48</b>	<b>5-20</b>	<b>25-32</b>	<b>34</b>	<b>17</b>	<b>70</b>	<b>16</b>	<b>200</b>

Halftime Score – UCLA 38, California 31. Team Rebounds – None. Turnovers – California 15, UCLA 11. Technicals – None. Attendance: 8,028. Officials – Verne Harris, Larry Spaulding, Jim Schipper.

**Game No. 22 – January 27, 2018**  
**Pauley Pavilion – Los Angeles, Calif.**  
**UCLA 89, Stanford 73**

**STANFORD 73**

NAME	FG	3FG	FT	R	PF	TP	A	MIN
Okpala	0-2	0-1	1-2	1	3	1	1	15
Humphrey	5-10	1-1	1-1	4	3	12	1	33
Pickens	6-12	4-8	0-0	3	2	16	2	38
Travis	4-9	0-1	3-4	7	3	11	2	34
Davis	9-19	1-5	4-5	4	4	23	10	36
Cartwright	1-3	1-1	0-0	2	2	3	3	19
White	0-2	0-2	0-0	2	0	0	0	7
Pugh	1-1	1-1	0-0	0	0	3	0	5
Da Silva	1-1	0-0	0-0	0	3	2	0	9
Sharma	1-2	0-0	0-0	0	1	2	0	4
<b>TOTALS</b>	<b>28-61</b>	<b>8-20</b>	<b>9-12</b>	<b>28</b>	<b>21</b>	<b>73</b>	<b>19</b>	<b>200</b>

**UCLA 89**

NAME	FG	3FG	FT	R	PF	TP	A	MIN
Welsh	6-10	1-3	0-2	10	3	13	0	31
Holiday	5-11	2-4	9-9	2	2	21	8	39
Hands	2-7	1-3	4-4	3	0	9	10	29
Wilkes	6-7	2-2	4-4	5	2	18	0	28
Ali	5-11	3-4	3-3	3	1	16	0	29
Olesinski	2-4	1-2	0-0	2	1	5	0	18
Smith	1-1	0-0	0-0	2	2	2	1	13
Goloman	1-2	0-1	3-3	3	1	5	0	13
<b>TOTALS</b>	<b>28-53</b>	<b>10-19</b>	<b>23-25</b>	<b>33</b>	<b>12</b>	<b>89</b>	<b>19</b>	<b>200</b>

Halftime Score – UCLA 49, Stanford 36. Team Rebounds – Stanford 5, UCLA 3. Turnovers – Stanford 13, UCLA 13. Technicals – None. Attendance: 10,519. Officials – John Higgins, Eric Curry, D.G. Nelson.

**Game No. 23 – February 3, 2018**  
**Pauley Pavilion – Los Angeles, Calif.**  
**UCLA 82, USC 79**

**USC 79**

NAME	FG	3FG	FT	R	PF	TP	A	MIN
Metu	4-11	0-1	3-3	12	3	11	2	33
Rakocevic	7-11	0-0	0-2	10	4	14	0	24
Aaron	5-8	3-5	1-2	4	1	14	1	23
McLaughlin	2-8	1-4	0-0	2	0	5	8	38
Stewart	8-13	2-6	2-2	2	3	20	1	28
Usher	0-4	0-2	2-2	1	2	2	2	11
Mathews	3-8	2-7	0-0	1	1	8	1	22
Thornton	1-2	1-2	0-0	3	0	3	2	12
Boatwright	0-5	0-3	2-2	1	0	2	1	9
<b>TOTALS</b>	<b>30-70</b>	<b>9-30</b>	<b>10-13</b>	<b>38</b>	<b>14</b>	<b>79</b>	<b>18</b>	<b>200</b>

**UCLA 82**

NAME	FG	3FG	FT	R	PF	TP	A	MIN
Welsh	8-15	3-8	2-2	8	1	21	2	35
Holiday	7-10	5-7	4-5	6	2	23	9	40
Hands	3-8	1-3	2-2	4	1	9	4	32
Wilkes	5-10	2-4	1-2	5	2	13	0	33
Ali	0-3	0-2	0-0	1	1	0	1	16
Olesinski	1-1	0-0	1-2	3	3	3	3	14
Smith	1-4	0-1	2-3	2	0	4	0	9
Goloman	4-6	1-1	0-1	3	3	9	0	21
<b>TOTALS</b>	<b>29-57</b>	<b>12-27</b>	<b>12-17</b>	<b>32</b>	<b>13</b>	<b>82</b>	<b>19</b>	<b>200</b>

Halftime Score – USC 41, UCLA 40. Team Rebounds – USC 2, UCLA 0. Turnovers – UCLA 12, USC 9. Technicals – USC: N. Rakocevic. Attendance: 12,837. Officials – Randy McCall, Mike Reed, Steve Olson.

**Game No. 24 – February 8, 2018**  
**McKale Center – Tucson, Ariz.**  
**UCLA 82, (13) Arizona 74**

**UCLA 82**

NAME	FG	3FG	FT	R	PF	TP	A	MIN
Goloman	6-8	3-4	1-3	4	3	16	2	36
Welsh	5-9	1-4	0-0	12	3	11	0	30
Holiday	7-15	1-3	2-2	1	3	17	8	36
Hands	4-9	3-4	0-0	4	0	11	1	31
Wilkes	5-11	2-5	2-2	1	3	14	1	30
Olesinski	0-1	0-1	2-2	4	1	2	1	14
Smith	1-1	0-0	0-0	0	0	2	0	6
Ali	4-8	1-3	0-0	5	1	9	2	17
<b>TOTALS</b>	<b>32-62</b>	<b>11-24</b>	<b>7-9</b>	<b>34</b>	<b>14</b>	<b>82</b>	<b>15</b>	<b>200</b>

**ARIZONA 74**

NAME	FG	3FG	FT	R	PF	TP	A	MIN
Ayton	7-19	0-0	2-2	12	3	16	2	37
Ristic	5-8	0-0	1-1	7	2	11	2	26
Jackson-Cartwright	3-6	2-4	2-4	0	1	10	4	34
Alkins	2-9	1-5	0-0					

**Game No. 25 – February 10, 2018**  
**Wells Fargo Arena – Tempe, Ariz.**  
**Arizona State 88, UCLA 79**

**Game No. 26 – February 15, 2018**  
**Pauley Pavilion – Los Angeles, Calif.**  
**UCLA 75, Oregon State 68**

**Game No. 27 – February 17, 2018**  
**Pauley Pavilion – Los Angeles, Calif.**  
**UCLA 86, Oregon 78 – OT**

**UCLA 79**

NAME	FG	3FG	FT	R	PF	TP	A	MIN
Goloman	5-7	1-1	0-0	7	3	11	3	31
Welsh	5-10	1-4	3-3	8	1	14	2	36
Holiday	6-15	4-10	4-5	1	5	20	5	35
Hands	4-9	1-4	0-0	3	3	9	1	29
Wilkes	4-15	1-4	2-2	7	3	11	0	27
Olesinski	1-2	0-1	0-0	1	4	2	0	8
Smith	2-3	0-0	0-0	3	0	4	0	13
Ali	3-5	0-2	2-2	3	4	8	0	21
<b>TOTALS</b>	<b>30-66</b>	<b>8-26</b>	<b>11-12</b>	<b>35</b>	<b>23</b>	<b>79</b>	<b>11</b>	<b>200</b>

**ARIZONA STATE 88**

NAME	FG	3FG	FT	R	PF	TP	A	MIN
Shibel	0-1	0-0	0-0	4	1	0	0	9
White	3-4	0-0	2-2	5	2	8	0	25
Holder	6-19	2-7	8-8	6	2	22	4	36
Evans II	6-17	4-13	7-8	3	2	23	2	36
Justice	7-11	2-4	1-2	4	2	17	4	30
Martin	1-7	1-3	4-4	1	0	7	1	14
Mitchell	0-0	0-0	1-2	2	4	1	1	16
Lawrence	3-4	0-1	2-2	7	4	8	1	16
Witherill	0-0	0-0	0-0	0	0	0	0	1
Salzman	0-0	0-0	0-0	0	0	0	0	1
Fogerty	0-0	0-0	0-0	0	0	0	0	1
Lake	1-1	0-0	0-0	5	0	2	0	15
<b>TOTALS</b>	<b>27-64</b>	<b>9-29</b>	<b>25-28</b>	<b>39</b>	<b>17</b>	<b>88</b>	<b>13</b>	<b>200</b>

Halftime Score – Arizona State 40, UCLA 32. Team Rebounds – UCLA 2, Arizona State 2. Turnovers – UCLA 12, Arizona State 7. Technicals – None. Attendance: 14,025. Officials – Dick Cartmell, Bert Smith, Jim Schipper.

**OREGON STATE 68**

NAME	FG	3FG	FT	R	PF	TP	A	MIN
Tinkle	4-7	0-2	3-4	4	4	11	7	33
Hollins	7-11	3-5	7-10	6	2	24	1	30
Eubanks	3-9	0-0	0-0	9	3	6	2	33
Thompson, Jr.	4-14	3-7	2-3	5	3	13	4	40
Thompson, E.	4-9	1-4	0-1	8	3	9	3	36
Stacy	1-2	0-0	0-0	0	3	2	0	10
Reichle	1-5	1-3	0-0	1	1	3	0	8
Rakocevic	0-0	0-0	0-0	0	3	0	0	8
Berger	0-0	0-0	0-0	0	2	0	0	2
<b>TOTALS</b>	<b>24-57</b>	<b>8-21</b>	<b>12-18</b>	<b>33</b>	<b>24</b>	<b>68</b>	<b>17</b>	<b>200</b>

**UCLA 75**

NAME	FG	3FG	FT	R	PF	TP	A	MIN
Goloman	3-4	0-1	2-4	5	5	8	1	22
Welsh	7-12	1-2	0-0	17	4	15	0	35
Holiday	4-13	2-6	7-8	1	3	17	10	38
Hands	1-8	0-3	4-6	8	0	6	0	21
Wilkes	3-13	1-7	3-7	5	1	10	4	33
Olesinski	1-4	0-1	2-2	8	2	4	0	21
Smith	1-2	0-0	2-2	0	1	4	0	11
Ali	4-5	0-1	3-8	3	2	11	1	19
<b>TOTALS</b>	<b>24-61</b>	<b>4-21</b>	<b>23-37</b>	<b>51</b>	<b>18</b>	<b>75</b>	<b>16</b>	<b>200</b>

Halftime Score – UCLA 42, Oregon State 36. Team Rebounds – UCLA 4, Oregon State 0. Turnovers – UCLA 10, Oregon State 10. Technicals – OSU: Ronnie Stacy, UCLA: Aaron Holiday. Attendance: 8,890. Officials – Mike Reed, Gerry Pollard, Rick Randall.

**OREGON 78**

NAME	FG	3FG	FT	R	PF	TP	A	MIN
Brown, T.	2-11	0-4	0-0	8	3	4	7	36
White	3-5	0-1	1-2	5	1	7	0	26
McIntosh	8-15	3-8	0-1	9	4	19	1	37
Pritchard	8-17	4-9	3-4	1	3	23	5	42
Brown, E.	7-16	5-12	0-0	2	1	19	0	35
Wooten	0-3	0-1	0-0	5	3	0	0	16
Bailey Jr.	0-3	0-1	0-0	0	0	0	0	10
Smith	1-1	0-0	1-2	2	1	3	0	14
Kigab	0-0	0-0	0-2	0	2	0	0	4
Sorkin	1-3	1-3	0-0	0	0	3	0	5
<b>TOTALS</b>	<b>30-74</b>	<b>13-39</b>	<b>5-11</b>	<b>37</b>	<b>18</b>	<b>78</b>	<b>13</b>	<b>225</b>

**UCLA 86**

NAME	FG	3FG	FT	R	PF	TP	A	MIN
Goloman	2-3	0-1	1-2	2	4	5	1	28
Welsh	6-11	2-4	0-0	14	1	14	4	42
Holiday	9-13	5-9	6-7	5	4	29	6	40
Hands	3-7	2-3	0-0	5	1	8	3	29
Wilkes	5-16	5-9	4-4	5	0	19	3	40-
Olesinski	0-1	0-1	0-0	2	3	0	0	20
Smith	0-1	0-0	0-0	0	1	0	0	2
Ali	2-8	2-6	5-6	8	1	11	1	24
<b>TOTALS</b>	<b>27-60</b>	<b>16-33</b>	<b>16-19</b>	<b>46</b>	<b>15</b>	<b>86</b>	<b>18</b>	<b>225</b>

Halftime Score – UCLA 40, Oregon 35. End of Regulation – UCLA 71, Oregon 71. Team Rebounds – UCLA 5, Oregon 5. Turnovers – UCLA 16, Oregon 8. Technicals – None. Attendance: 13,001. Officials – Tony Padilla, David Hall, Scott Brown.

**Game No. 28 – February 22, 2018**  
**Jon M. Huntsman Center – Salt Lake City, Utah**  
**Utah 84, UCLA 78**

**Game No. 29 – February 25, 2018**  
**Coors Events Center – Boulder, Colo.**  
**Colorado 80, UCLA 76**

**Game No. 30 – March 3, 2018**  
**Galen Center – Los Angeles, Calif.**  
**UCLA 83, USC 72**

**UCLA 78**

NAME	FG	3FG	FT	R	PF	TP	A	MIN
Goloman	3-9	1-3	3-5	5	4	10	1	24
Welsh	6-13	3-7	0-0	7	2	15	0	35
Holiday	9-19	3-7	2-2	4	3	23	7	40
Hands	3-6	2-5	1-1	4	0	9	5	24
Wilkes	3-8	2-5	0-0	3	3	8	2	26
Olesinski	2-3	1-1	0-0	7	1	5	0	21
Smith	1-3	1-1	0-0	4	2	3	0	11
Ali	1-5	0-3	3-3	3	3	5	0	19
<b>TOTALS</b>	<b>28-66</b>	<b>13-32</b>	<b>9-11</b>	<b>38</b>	<b>18</b>	<b>78</b>	<b>15</b>	<b>200</b>

**UTAH 84**

NAME	FG	3FG	FT	R	PF	TP	A	MIN
Collette	9-9	0-0	3-5	7	2	21	0	28
Rawson	4-10	2-7	2-2	7	1	12	4	37
Bibbins	5-10	3-5	4-4	3	1	17	10	40
Van Dyke	6-12	4-10	2-2	3	1	18	2	34
Bealer	1-5	1-4	4-4	3	2	7	0	18
Caldwell	0-3	0-2	0-0	0	2	0	0	13
Tillman	3-5	1-1	0-0	3	2	7	0	20
Seeley	1-1	0-0	0-0	0	1	2	0	3
Johnson	0-0	0-0	0-0	1	0	0	0	7
<b>TOTALS</b>	<b>29-55</b>	<b>11-29</b>	<b>15-17</b>	<b>30</b>	<b>12</b>	<b>84</b>	<b>16</b>	<b>200</b>

Halftime Score – Utah 47, UCLA 40. Team Rebounds – Utah 3, UCLA 1. Turnovers – UCLA 13, Utah 10. Technicals – None. Attendance: 13,141. Officials – Verne Harris, Larry Spaulding, Kelly Pfeifer.

**UCLA 76**

NAME	FG	3FG	FT	R	PF	TP	A	MIN
Goloman	4-5	1-1	0-0	6	3	9	0	27
Welsh	2-8	1-2	0-0	10	1	5	1	35
Holiday	6-19	4-9	5-8	6	3	21	6	39
Hands	2-4	2-3	0-0	5	3	6	0	19
Wilkes	7-17	3-8	3-4	3	4	20	3	31
Olesinski	2-3	0-1	0-0	3	2	4	0	17
Smith	0-2	0-1	0-0	0	3	0	0	13
Ali	4-7	3-6	0-0	5	2	11	2	19
<b>TOTALS</b>	<b>27-65</b>	<b>14-31</b>	<b>8-12</b>	<b>41</b>	<b>21</b>	<b>76</b>	<b>12</b>	<b>200</b>

**COLORADO 80**

NAME	FG	3FG	FT	R	PF	TP	A	MIN
Bey	1-2	0-0	0-0	2	2	2	0	17
Walton	2-5	0-0	0-1	7	3	4	2	21
Collier	5-10	5-9	4-6	4	1	19	3	33
King	4-11	3-9	5-6	4	2	16	1	28
Wright	4-13	0-2	2-4	4	3	10	8	32
Schwartz	0-2	0-1	0-0	1	0	0	1	11
Nikolic	1-2	1-2	0-0	2	1	3	0	17
Wright	4-8	3-5	0-0	3	1	11	0	18
Siewert	3-5	2-2	7-8	5	2	15	0	23
Repine	0-0	0-0	0-0	0	0	0	0	0+
<b>TOTALS</b>	<b>24-58</b>	<b>14-30</b>	<b>18-25</b>	<b>38</b>	<b>15</b>	<b>80</b>	<b>15</b>	<b>200</b>

Halftime Score – Colorado 45, UCLA 36. Team Rebounds – Colorado 6, UCLA 3. Turnovers – UCLA 11, Colorado 10. Technicals – UCLA: Aaron Holiday. Attendance: 8,176. Officials – Tony Padilla, Eric Curry, Chris Rastatter.

**UCLA 83**

NAME	FG	3FG	FT	R	PF	TP	A	MIN
Goloman	2-5	1-3	0-0	9	4	5	2	29
Welsh	3-7	1-3	0-0	9	3	7	0	34
Holiday	11-16	6-9	6-8	5	2	34	7	40
Wilkes	9-16	3-8	1-2	4	2	22	3	35
Ali	1-9	0-2	0-0	4	2	2	1	23
Olesinski	1-2	1-1	2-2	4	4	5	0	17
Smith	2-3	0-0	1-2	3	2	5	2	16
Wulff, A.	1-1	1-1	0-0	0	1	3	1	6
<b>TOTALS</b>	<b>30-59</b>	<b>13-27</b>	<b>10-14</b>	<b>39</b>	<b>20</b>	<b>83</b>	<b>16</b>	<b>200</b>

**USC 72**

NAME	FG	3FG	FT	R	PF	TP	A	MIN
Metu	6-13	0-1	4-5	10	3	16	0	38
Rakocevic	3-6	0-0	0-0	8	4	6	2	31
Mathews	1-5	0-1	1-2	6	2	3	0	23
McLaughlin	8-19	3-6	0-0	3	2	19	4	38
Stewart	3-10	1-6	5-5	1	1	12	2	33
Aaron	4-6	1-2	0-1	1	1	9	1	19
Usher	1-2	0-1	2-2	3	2	4	1	11
Thornton	0-4	0-2	3-4	1	1	3	1	7
<b>TOTALS</b>	<b>26-65</b>	<b>5-19</b>	<b>15-19</b>	<b>35</b>	<b>16</b>	<b>72</b>	<b>11</b>	<b>200</b>

Halftime Score – USC 43, UCLA 40. Team Rebounds – USC 2, UCLA 1. Turnovers – UCLA 10, USC 5. Technicals – None. Attendance: 10,258. Officials – David Hall, Verne Harris, Bill Vinovich.

**Game No. 31 – March 8, 2018**  
**T-Mobile Arena – Las Vegas, Nev.**  
**UCLA 88, Stanford 77**

**STANFORD 77**

NAME	FG	3FG	FT	R	PF	TP	A	MIN
Okpala	6-16	1-2	10-13	7	4	23	5	37
Humphrey	1-4	1-2	1-2	3	0	4	0	23
Travis	7-13	0-1	3-4	14	4	17	0	38
Davis	5-6	2-2	1-2	3	4	13	2	22
Pickens	3-10	3-9	2-2	2	0	11	2	38
Cartwright	0-1	0-1	0-0	1	1	0	0	11
Da Silva	2-5	2-5	1-2	2	5	7	1	23
Sharma	1-2	0-0	0-0	2	1	2	0	8
<b>TOTALS</b>	<b>25-57</b>	<b>9-22</b>	<b>18-25</b>	<b>8</b>	<b>29</b>	<b>37</b>	<b>10</b>	<b>200</b>

**UCLA 88**

NAME	FG	3FG	FT	R	PF	TP	A	MIN
Goloman	1-4	0-0	0-0	3	5	2	1	21
Welsh	7-12	4-6	0-0	11	4	18	2	34
Holiday	12-25	5-9	5-6	7	2	34	8	40
Wilkes	4-8	1-4	0-0	3	4	9	0	27
Ali	3-9	0-4	2-2	5	1	8	2	27
Olesinski	2-5	2-3	1-2	3	2	7	0	22
Hands	1-4	0-1	0-0	0	1	2	0	10
Smith	1-2	0-0	6-10	3	3	8	1	16
Wulff, A.	0-0	0-0	0-0	0	0	0	0	3
<b>TOTALS</b>	<b>31-69</b>	<b>12-27</b>	<b>14-20</b>	<b>36</b>	<b>22</b>	<b>88</b>	<b>14</b>	<b>200</b>

Halftime Score – UCLA 44, Stanford 40. Team Rebounds – Stanford 3, UCLA 1. Turnovers – Stanford 14, UCLA 7. Technicals – None. Attendance: 15,182. Officials – David Hall, Kevin Brill, Glen Mayberry.

**Game No. 32 – March 9, 2018**  
**T-Mobile Arena – Las Vegas, Nev.**  
**(15) Arizona 78, UCLA 67 – OT**

**UCLA 67**

NAME	FG	3FG	FT	R	PF	TP	A	MIN
Goloman	3-4	2-3	1-2	3	5	9	0	39
Welsh	7-13	3-6	0-0	17	3	17	3	39
Holiday	5-20	3-12	2-2	1	0	15	3	45
Wilkes	6-14	0-4	0-0	5	3	12	3	38
Ali	2-5	1-2	0-0	1	1	5	1	21
Olesinski	0-2	0-2	0-0	1	1	0	1	11
Hands	3-7	0-4	0-0	2	3	6	1	21
Smith	1-3	1-2	0-0	2	1	3	0	11
<b>TOTALS</b>	<b>27-68</b>	<b>10-35</b>	<b>3-4</b>	<b>33</b>	<b>17</b>	<b>67</b>	<b>12</b>	<b>225</b>

**ARIZONA 78**

NAME	FG	3FG	FT	R	PF	TP	A	MIN
Ayton	13-16	1-1	5-6	14	2	32	3	40-
Ristic	4-12	0-0	0-0	10	1	8	1	35
Jackson-C	4-7	3-5	0-0	1	2	11	4	38
Alkins	5-14	1-5	4-6	7	2	15	0	40-
Trier	2-13	2-10	3-4	5	0	9	1	42
Smith	0-2	0-2	0-0	2	1	0	0	10
Akot	0-1	0-1	0-0	1	0	0	0	5
Pinder	1-1	0-0	1-2	2	2	3	0	15
<b>TOTALS</b>	<b>29-66</b>	<b>7-24</b>	<b>13-18</b>	<b>42</b>	<b>10</b>	<b>78</b>	<b>9</b>	<b>225</b>

Halftime Score – UCLA 30, Arizona 26. End of Regulation – UCLA 67, Arizona 67. Team Rebounds – UCLA 1, Arizona 0. Turnovers – UCLA 9, Arizona 6. Technicals – None. Attendance: 16,596. Officials – Tony Padilla, David Hall, Mike Reed.

## PRINCE ALI (23)

REDSHIRT SOPHOMORE – G – 6-3, 190 – The Bronx, N.Y. (The Sagemont School [FL])

### SEASON/CAREER BEST PERFORMANCES

Category	Season High	Career High
Points	21 vs. UC Irvine (11/26/17)	21 vs. UC Irvine (11/26/17)
Rebounds	9 vs. Utah (1/11/18)	9 vs. Utah (1/11/18)
Assists	4 (twice), last vs. South Dakota (12/19/17)	4 (twice), last vs. South Dakota (12/19/17)
Steals	2 (3 times), last vs. South Dakota (12/19/17)	2 (5 times), last vs. South Dakota (12/19/17)
Blocks	1 (5 times), last at Oregon State (1/18/18)	1 (8 times), last at Oregon State (1/18/18)
Minutes	34 at Stanford (1/4/18)	34 at Stanford (1/4/18)
FG Made	8 vs. Detroit Mercy (12/3/17)	6 vs. UC Irvine (11/26/17)
FG Att.	12 (twice), last vs. Detroit Mercy (12/3/17)	12 (twice), last vs. Detroit Mercy (12/3/17)
3PFG Made	3 (3 times), last at Colorado (2/25/18)	3 (3 times), last at Colorado (2/25/18)
3PFG Att.	6 (twice) at Colorado (2/25/18)	6 (twice) at Colorado (2/25/18)
FT Made	6 (3 times), last vs. Washington (12/31/17)	7 vs. Pepperdine (11/19/15)
FT Att.	8 (4 times) last vs. Oregon State (2/15/18)	8 (4 times) last vs. Oregon State (2/15/18)

### KEY NOTES ON PRINCE ALI

- Has averaged 9.0 points and 3.1 rebounds per game through 32 contests as a sophomore (has scored in double figures in 15 of 32 games)
- Scored at least 20 points in wins against UC Irvine (21 points, Nov. 26) and Detroit Mercy (20 points, Dec. 3)
- Redshirted in 2016-17 ... had surgery to repair a torn meniscus (left knee) on July 15, 2016 ... with that injury, he was not medically cleared to return until January 2017
- As a true freshman in 2015-16, averaged 3.9 points and 1.1 rebounds per game, playing in 29 of the Bruins' 32 games

### PRINCE ALI'S 2017-18 GAME-BY-GAME STATISTICS

Opponent	Date	gs	min	Total		3-Pointers		Free throws		Rebounds				pf	a	t/o	blk	stl	pts	avg	
				fg-fga	pct	3fg-fga	pct	ft-fga	pct	off	def	tot	avg								
vs Georgia Tech	11/11/17		20	0-3	.000	0-1	.000	1-2	.500	0	2	2	2.0	1	2	1	0	1	1	1.0	
CENTRAL ARKANSAS	11/15/17		22	4-6	.667	2-3	.667	2-4	.500	0	0	0	1.0	2	2	4	0	1	12	6.5	
SOUTH CAROLINA STAT	11/17/17		15	2-5	.400	1-3	.333	0-4	.000	0	2	2	1.3	3	1	1	1	2	5	6.0	
vs Creighton	11/20/17		25	5-9	.556	2-5	.400	6-8	.750	0	3	3	1.8	5	3	0	1	1	18	9.0	
vs Wisconsin	11/21/17		21	4-6	.667	2-2	1.000	0-0	.000	0	1	1	1.6	2	1	5	0	1	10	9.2	
UC IRVINE	11/26/17	*	33	6-12	.500	3-5	.600	6-8	.750	2	2	4	2.0	4	1	1	0	1	21	11.2	
CSU BAKERSFIELD	11/29/17	*	25	2-5	.400	0-2	.000	2-3	.667	0	3	3	2.1	1	2	2	0	1	6	10.4	
DETROIT MERCY	12/03/17	*	22	8-12	.667	2-3	.667	2-3	.667	1	2	3	2.3	1	4	1	1	2	20	11.6	
at Michigan	12/09/17	*	27	1-5	.200	0-1	.000	1-2	.500	2	3	5	2.6	2	0	4	0	1	3	10.7	
CINCINNATI	12/16/17	*	24	3-5	.600	2-4	.500	0-0	.000	0	1	1	2.4	1	0	1	0	0	8	10.4	
SOUTH DAKOTA	12/19/17	*	30	3-10	.300	0-1	.000	1-3	.333	0	4	4	2.5	1	4	1	1	2	7	10.1	
vs Kentucky	12/23/17	*	20	4-7	.571	2-2	1.000	2-3	.667	1	2	3	2.6	1	0	2	0	1	12	10.3	
WASHINGTON STATE	12/29/17	*	22	1-9	.111	1-5	.200	0-0	.000	0	0	0	2.4	0	3	1	0	0	3	9.7	
WASHINGTON	12/31/17	*	20	3-5	.600	0-0	.000	6-7	.857	0	3	3	2.4	1	1	4	0	2	12	9.9	
at Stanford	01/04/18	*	34	5-9	.556	2-3	.667	4-8	.500	3	1	4	2.5	4	0	0	0	0	16	10.3	
at California	01/06/18	*	23	5-10	.500	1-4	.250	4-5	.800	0	1	1	2.4	2	2	2	0	1	15	10.6	
UTAH	01/11/18	*	24	6-9	.667	1-3	.333	0-0	.000	3	6	9	2.8	0	3	1	0	1	13	10.7	
COLORADO	01/13/18	*	21	1-7	.143	0-3	.000	1-4	.250	4	0	4	2.9	0	2	1	0	1	3	10.3	
at Oregon State	01/18/18	*	20	1-5	.200	0-3	.000	0-0	.000	0	2	2	2.8	1	0	0	1	1	2	9.8	
at Oregon	01/20/18	*	27	4-7	.571	2-4	.500	0-0	.000	0	0	0	2.7	2	1	1	0	1	10	9.9	
CALIFORNIA	01/25/18	*	23	1-3	.333	1-2	.500	2-2	1.000	0	5	5	2.8	3	2	0	0	1	5	9.6	
STANFORD	01/27/18	*	29	5-11	.455	3-4	.750	3-3	1.000	0	3	3	2.8	1	0	0	0	0	16	9.9	
USC	02/03/18	*	16	0-3	.000	0-2	.000	0-0	.000	0	1	1	2.7	1	1	2	0	0	0	9.5	
at Arizona	02/08/18		17	4-8	.500	1-3	.333	0-0	.000	1	4	5	2.8	1	2	1	0	1	9	9.5	
at Arizona State	02/10/18		21	3-5	.600	0-2	.000	2-2	1.000	0	3	3	2.8	4	0	1	0	0	8	9.4	
OREGON STATE	02/15/18		19	4-5	.800	0-1	.000	3-8	.375	0	3	3	2.8	2	1	1	0	0	11	9.5	
OREGON	02/17/18		24	2-8	.250	2-6	.333	5-6	.833	3	5	8	3.0	1	1	3	0	0	11	9.5	
at Utah	02/22/18		19	1-5	.200	0-3	.000	3-3	1.000	1	2	3	3.0	3	0	2	0	0	5	9.4	
at Colorado	02/25/18		19	4-7	.571	3-6	.500	0-0	.000	1	4	5	3.1	2	2	0	0	0	11	9.4	
at USC	03/03/18	*	23	1-9	.111	0-2	.000	0-0	.000	1	3	4	3.1	2	1	0	0	1	2	9.2	
vs Stanford	03/08/18	*	27	3-9	.333	0-4	.000	2-2	1.000	0	5	5	3.2	1	2	0	0	1	8	9.1	
vs Arizona	03/09/18	*	21	2-5	.400	1-2	.500	0-0	.000	0	1	1	3.1	1	1	1	0	0	5	9.0	
Totals			21	733	98-224	.438	34-94	.362	58-90	.644	23	77	100	3.1	56	45	44	5	25	288	9.0

### PRINCE ALI'S CAREER STATISTICS

Season	gp-gs	min/avg	Total		3-Point		F-Throws		Rebounds				Scoring							
			fg-fga	pct	fg-fga	pct	ft-fga	pct	off	def	tot	avg	pf	fo	ast	to	blk	stl	pts	avg
2015-16	29-0	342/11.8	40-103	.388	12-40	.300	21-37	.568	5	26	31	1.1	36	0	11	23	3	11	113	3.9
2017-18	32-21	733/22.9	98-224	.438	34-94	.362	58-90	.644	23	77	100	3.1	56	1	45	44	5	25	288	9.0
TOTAL	61-21	1075/17.6	138-327	.422	46-134	.343	79-127	.622	28	103	131	2.1	92	1	56	67	8	36	401	6.6

# GYÖRGY "G.G." GOLOMAN (14)

SENIOR – F – 6-11, 225 – Körmend, Hungary (The Sagomont School [FL])

## SEASON/CAREER BEST PERFORMANCES

Category	Season High	Career High
Points	16 at Arizona (2/8/18)	16 at Arizona (2/8/18)
Rebounds	9 at USC (3/3/18)	9 at USC (3/3/18)
Assists	5 vs. Detroit Mercy (12/3/17)	5 vs. Detroit Mercy (12/3/17)
Steals	2 (4 times), last at Arizona (2/8/18)	4 at Oregon State (1/22/15)
Blocks	4 at USC (3/3/18)	4 at USC (3/3/18)
Minutes	39 vs. Arizona (3/9/18)	39 vs. Arizona (3/9/18)
FG Made	6 at Arizona (2/8/18)	6 at Arizona (2/8/18)
FG Att.	9 (3 times), last at Utah (2/22/18)	9 (3 times), last at Utah (2/22/18)
3PM Made	3 at Arizona (2/8/18)	3 at Arizona (2/8/18)
3PM Att.	4 (twice), last at Arizona (2/8/18)	4 (twice), last at Arizona (2/8/18)
FT Made	4 (4 times), last at Oregon (1/20/18)	4 (4 times), last at Oregon (1/20/18)
FT Att.	7 at Stanford (1/4/18)	7 at Stanford (1/4/18)

## KEY NOTES ON GYÖRGY "G.G." GOLOMAN

- Has averaged a career-high 7.3 points and 4.3 rebounds per game through 32 contests during his senior season
- Scored a career-high 16 points in UCLA's 82-74 victory at No. 13 Arizona (Feb. 8), making a career-high three 3-pointers (on four attempts)
- Has shot 10-for-18 (55.6%) from 3-point territory in UCLA's last 10 contests
- Has doubled his production since last season, averaging nearly twice as minutes per game during his senior year (24.5 mpg)
- Played in 35 games as a junior last season, averaging 3.7 points, 2.4 rebounds and 0.8 blocks per game
- Arrived in the United States (Florida) for his senior year of high school (2013-14) and enrolled at UCLA as a freshman in the summer of 2014

## GYÖRGY "G.G." GOLOMAN'S 2017-18 GAME-BY-GAME STATISTICS

Opponent	Date	gs	min	Total		3-Pointers		Free throws		Rebounds				pf	a	t/o	blk	stl	pts	avg	
				fg-fga	pct	3fg-fga	pct	ft-fga	pct	off	def	tot	avg								
vs Georgia Tech	11/11/17	*	28	2-7	.286	0-2	.000	0-0	.000	4	2	6	6.0	3	0	1	1	0	4	4.0	
CENTRAL ARKANSAS	11/15/17	*	19	4-5	.800	0-0	.000	0-4	.000	0	0	0	3.0	1	1	0	1	1	8	6.0	
SOUTH CAROLINA STAT	11/17/17	*	27	3-9	.333	0-3	.000	2-2	1.000	4	3	7	4.3	1	2	0	1	0	8	6.7	
vs Creighton	11/20/17	*	14	1-2	.500	0-0	.000	0-0	.000	1	3	4	4.3	4	1	1	0	0	2	5.5	
vs Wisconsin	11/21/17	*	27	4-5	.800	1-1	1.000	2-3	.667	0	5	5	4.4	5	1	6	1	0	11	6.6	
UC IRVINE	11/26/17	*	19	4-9	.444	1-3	.333	3-5	.600	4	3	7	4.8	3	1	0	1	1	12	7.5	
CSU BAKERSFIELD	11/29/17	*	25	5-8	.625	0-1	.000	0-0	.000	1	5	6	5.0	3	1	1	1	0	10	7.9	
DETROIT MERCY	12/03/17	*	25	2-4	.500	1-1	1.000	0-0	.000	0	5	5	5.0	0	5	0	1	1	5	7.5	
at Michigan	12/09/17	*	30	3-5	.600	0-1	.000	1-3	.333	0	4	4	4.9	4	3	0	0	0	7	7.4	
CINCINNATI	12/16/17	*	18	1-3	.333	0-1	.000	1-2	.500	1	2	3	4.7	4	1	2	1	0	3	7.0	
SOUTH DAKOTA	12/19/17	*	25	4-6	.667	0-0	.000	4-5	.800	3	4	7	4.9	3	2	0	0	0	12	7.5	
vs Kentucky	12/23/17	*	25	1-2	.500	0-0	.000	0-0	.000	2	5	7	5.1	4	2	0	2	2	2	7.0	
WASHINGTON STATE	12/29/17	*	30	2-4	.500	1-1	1.000	4-6	.667	4	0	4	5.0	4	1	1	2	1	9	7.2	
WASHINGTON	12/31/17	*	24	2-3	.667	0-0	.000	3-5	.600	3	3	6	5.1	3	0	2	3	1	7	7.1	
at Stanford	01/04/18	*	27	4-7	.571	2-4	.500	4-7	.571	1	1	2	4.9	5	0	1	1	2	14	7.6	
at California	01/06/18	*	16	2-2	1.000	1-1	1.000	4-4	1.000	0	2	2	4.7	5	1	0	3	1	9	7.7	
UTAH	01/11/18	*	22	2-5	.400	1-2	.500	2-2	1.000	0	1	1	4.5	4	0	0	0	0	7	7.6	
COLORADO	01/13/18	*	21	2-5	.400	0-1	.000	2-2	1.000	2	2	4	4.4	4	1	0	0	1	6	7.6	
at Oregon State	01/18/18	*	23	1-2	.500	0-0	.000	0-0	.000	1	1	2	4.3	4	0	0	2	0	2	7.3	
at Oregon	01/20/18	*	20	0-2	.000	0-0	.000	4-4	1.000	1	1	2	4.2	3	2	0	1	2	4	7.1	
CALIFORNIA	01/25/18		27	1-2	.500	0-1	.000	0-1	.000	1	3	4	4.2	3	3	2	1	1	2	6.9	
STANFORD	01/27/18		13	1-2	.500	0-1	.000	3-3	1.000	2	1	3	4.1	1	0	2	2	0	5	6.8	
USC	02/03/18		21	4-6	.667	1-1	1.000	0-1	.000	1	2	3	4.1	3	0	1	2	0	9	6.9	
at Arizona	02/08/18	*	36	6-8	.750	3-4	.750	1-3	.333	1	3	4	4.1	3	2	2	2	2	16	7.3	
at Arizona State	02/10/18	*	31	5-7	.714	1-1	1.000	0-0	.000	1	6	7	4.2	3	3	2	1	2	11	7.4	
OREGON STATE	02/15/18	*	22	3-4	.750	0-1	.000	2-4	.500	2	3	5	4.2	5	1	0	0	0	8	7.4	
OREGON	02/17/18	*	28	2-3	.667	0-1	.000	1-2	.500	1	1	2	4.1	4	1	3	0	0	5	7.3	
at Utah	02/22/18	*	24	3-9	.333	1-3	.333	3-5	.600	4	1	5	4.2	4	1	3	1	0	10	7.4	
at Colorado	02/25/18	*	27	4-5	.800	1-1	1.000	0-0	.000	3	3	6	4.2	3	0	0	2	0	9	7.5	
at USC	03/03/18	*	29	2-5	.400	1-3	.333	0-0	.000	2	7	9	4.4	4	2	3	4	0	5	7.4	
vs Stanford	03/08/18	*	21	1-4	.250	0-0	.000	0-0	.000	1	2	3	4.4	5	1	0	1	1	2	7.2	
vs Arizona	03/09/18	*	39	3-4	.750	2-3	.667	1-2	.500	2	1	3	4.3	5	0	1	0	0	9	7.3	
Totals			29	783	84-154	.545	18-42	.429	47-75	.627	53	85	138	4.3	110	39	34	38	19	233	7.3

## GYÖRGY "G.G." GOLOMAN'S CAREER STATISTICS

Season	gp-gs	min/avg	Total		3-Point		F-Throws		Rebounds				Scoring							
			fg-fga	pct	fg-fga	pct	ft-fga	pct	off	def	tot	avg	pf	fo	ast	to	blk	stl	pts	avg
2014-15	35-0	377/10.8	19-42	.452	6-12	.500	2-9	.222	8	45	53	1.5	63	0	20	18	10	15	46	1.3
2015-16	15-0	181/12.1	11-33	.333	2-9	.222	6-16	.375	18	23	41	2.7	34	1	4	10	6	5	30	2.0
2016-17	35-5	401/11.5	54-93	.581	1-10	.100	21-33	.636	26	59	85	2.4	69	2	23	23	29	21	130	3.7
2017-18	32-29	783/24.5	84-154	.545	18-42	.429	47-75	.627	53	85	138	4.3	110	6	39	34	38	19	233	7.3
TOTAL	117-34	1742/14.9	168-322	.522	27-73	.370	76-133	.571	105	212	317	2.7	276	9	86	85	83	60	439	3.8

# JAYLEN HANDS (4)

FRESHMAN – G – 6-3, 175 – San Diego, Calif. (Foothills Christian HS)

## SEASON/CAREER BEST PERFORMANCES

Category	Season High	Career High
Points	23 vs. Detroit Mercy (12/3/17)	23 vs. Detroit Mercy (12/3/17)
Rebounds	9 vs. Detroit Mercy (12/3/17)	9 vs. Detroit Mercy (12/3/17)
Assists	10 vs. Stanford (1/27/18)	10 vs. Stanford (1/27/18)
Steals	3 (twice), last vs. Colorado (1/13/18)	3 (twice), last vs. Colorado (1/13/18)
Blocks	1 (4 times), last vs. Oregon State (2/15/18)	1 (4 times), last vs. Oregon State (2/15/18)
Minutes	34 (twice), last at Stanford (1/4/18)	34 (twice), last at Stanford (1/4/18)
FG Made	9 vs. South Carolina State (11/17/17)	9 vs. South Carolina State (11/17/17)
FG Att.	13 (twice), last vs. Cincinnati (12/16/17)	13 (twice), last vs. Cincinnati (12/16/17)
3PFG Made	4 (3 times), last vs. Washington State (12/29/17)	4 (3 times), last vs. Washington State (12/29/17)
3PFG Att.	7 (twice), last vs. Cincinnati (12/16/17)	7 (twice), last vs. Cincinnati (12/16/17)
FT Made	7 vs. CSU Bakersfield (11/29/17)	7 vs. CSU Bakersfield (11/29/17)
FT Att.	8 (twice), last vs. California (1/25/18)	8 (twice), last vs. California (1/25/18)

## KEY NOTES ON JAYLEN HANDS

- Has averaged 10.1 points, 3.9 rebounds and 2.7 assists per game through 28 contests
- Dished a season-high 10 assists in UCLA's home victory against Stanford (Jan. 27) ... scored a season-high 23 points against South Carolina State (Nov. 17)
- Has scored in double figures in 14 of 30 games played ... in addition, he has connected on at least one-three pointer in 20 of 30 games played
- Did not play in wins against UC Irvine on Nov. 26 (left foot sprain) and at USC on March 3 (right ankle sprain)
- Was a McDonald's All-American as a senior at Foothills Christian High School (El Cajon, Calif.) in 2016-17

## JAYLEN HANDS' 2017-18 GAME-BY-GAME STATISTICS

Opponent	Date	gs	min	Total		3-Pointers		Free throws		Rebounds				pf	a	t/o	blk	stl	pts	avg	
				fg-fga	pct	3fg-fga	pct	ft-fta	pct	off	def	tot	avg								
vs Georgia Tech	11/11/17	*	28	4-11	.364	1-1	1.000	5-6	.833	1	3	4	4.0	2	1	2	0	2	14	14.0	
CENTRAL ARKANSAS	11/15/17	*	34	4-8	.500	1-2	.500	1-3	.333	1	6	7	5.5	2	6	4	0	1	10	12.0	
SOUTH CAROLINA STAT	11/17/17	*	27	9-12	.750	3-5	.600	1-2	.500	0	3	3	4.7	1	4	1	0	2	22	15.3	
vs Creighton	11/20/17	*	22	2-8	.250	0-2	.000	0-0	.000	0	3	3	4.3	4	2	2	0	0	4	12.5	
vs Wisconsin	11/21/17	*	26	4-7	.571	2-3	.667	0-0	.000	0	2	2	3.8	1	3	2	0	0	10	12.0	
UC IRVINE	11/26/17	dnp	-	-	-	-	-	-	-	-	-	-	-	-	-	-	-	-	-	-	
CSU BAKERSFIELD	11/29/17		24	0-5	.000	0-2	.000	7-8	.875	0	4	4	3.8	0	4	3	0	1	7	11.2	
DETROIT MERCY	12/03/17		24	8-13	.615	4-7	.571	3-4	.750	2	7	9	4.6	0	4	1	0	2	23	12.9	
at Michigan	12/09/17		26	1-6	.167	0-3	.000	2-3	.667	1	4	5	4.6	2	1	3	1	0	4	11.8	
CINCINNATI	12/16/17		26	5-13	.385	4-7	.571	0-0	.000	1	3	4	4.6	3	1	4	1	1	14	12.0	
SOUTH DAKOTA	12/19/17		24	4-8	.500	2-5	.400	2-4	.500	0	4	4	4.5	1	2	3	0	0	12	12.0	
vs Kentucky	12/23/17		24	5-10	.500	2-6	.333	2-2	1.000	0	2	2	4.3	0	2	1	0	1	14	12.2	
WASHINGTON STATE	12/29/17		24	6-9	.667	4-5	.800	3-4	.750	0	3	3	4.2	2	4	1	0	0	19	12.8	
WASHINGTON	12/31/17		25	2-6	.333	0-2	.000	2-2	1.000	1	2	3	4.1	1	2	1	0	2	6	12.2	
at Stanford	01/04/18		34	3-10	.300	0-5	.000	1-4	.250	0	4	4	4.1	3	3	2	0	0	7	11.9	
at California	01/06/18		26	3-6	.500	1-3	.333	4-5	.800	0	2	2	3.9	1	8	1	0	3	11	11.8	
UTAH	01/11/18		20	3-9	.333	2-5	.400	4-4	1.000	1	4	5	4.0	2	1	1	0	2	12	11.8	
COLORADO	01/13/18		20	3-11	.273	1-6	.167	1-2	.500	0	2	2	3.9	2	0	1	0	3	8	11.6	
at Oregon State	01/18/18		24	2-9	.222	0-3	.000	0-0	.000	0	3	3	3.8	2	2	1	0	1	4	11.2	
at Oregon	01/20/18		23	3-6	.500	3-4	.750	3-4	.750	0	5	5	3.9	5	4	6	0	0	12	11.2	
CALIFORNIA	01/25/18	*	32	4-12	.333	0-3	.000	6-8	.750	4	2	6	4.0	3	1	1	0	0	14	11.4	
STANFORD	01/27/18	*	29	2-7	.286	1-3	.333	4-4	1.000	0	3	3	4.0	0	10	1	0	1	9	11.2	
USC	02/03/18	*	32	3-8	.375	1-3	.333	2-2	1.000	0	4	4	4.0	1	4	2	0	1	9	11.1	
at Arizona	02/08/18	*	31	4-9	.444	3-4	.750	0-0	.000	1	3	4	4.0	0	1	1	0	0	11	11.1	
at Arizona State	02/10/18	*	29	4-9	.444	1-4	.250	0-0	.000	0	3	3	3.9	3	1	1	1	0	9	11.0	
OREGON STATE	02/15/18	*	21	1-8	.125	0-3	.000	4-6	.667	2	6	8	4.1	0	0	1	1	2	6	10.8	
OREGON	02/17/18	*	29	3-7	.429	2-3	.667	0-0	.000	1	4	5	4.1	1	3	2	0	1	8	10.7	
at Utah	02/22/18	*	24	3-6	.500	2-5	.400	1-1	1.000	2	2	4	4.1	0	5	3	0	2	9	10.7	
at Colorado	02/25/18	*	19	2-4	.500	2-3	.667	0-0	.000	0	5	5	4.1	3	0	3	0	1	6	10.5	
at USC	03/03/18	dnp	-	-	-	-	-	-	-	-	-	-	-	-	-	-	-	-	-	-	
vs Stanford	03/08/18		10	1-4	.250	0-1	.000	0-0	.000	0	0	0	4.0	1	0	0	0	0	2	10.2	
vs Arizona	03/09/18		21	3-7	.429	0-4	.000	0-0	.000	0	2	2	3.9	3	1	0	0	1	6	10.1	
Totals			14	758	101-248	.407	42-112	.375	58-78	.744	18	100	118	3.9	49	80	55	4	30	302	10.1

## JAYLEN HANDS' CAREER STATISTICS

Season	gp-gs	min/avg	Total		3-Point		F-Throws		Rebounds				Scoring							
			fg-fga	pct	fg-fga	pct	ft-fta	pct	off	def	tot	avg	pf	fo	ast	to	blk	stl	pts	avg
2017-18	30-14	758/25.3	101-248	.407	42-112	.375	58-78	.744	18	100	118	3.9	49	1	80	55	4	30	302	10.1
TOTAL	30-14	758/25.3	101-248	.407	42-112	.375	58-78	.744	18	100	118	3.9	49	1	80	55	4	30	302	10.1



# AARON HOLIDAY (3)

JUNIOR – G – 6-1, 185 – Chatsworth, Calif. (Campbell Hall HS)

## SEASON/CAREER BEST PERFORMANCES

Category	Season High	Career High
Points	34 (twice), last vs. Stanford (3/8/18)	34 (twice), last vs. Stanford (3/8/18)
Rebounds	11 vs. Washington State (12/29/17)	11 vs. Washington State (12/29/17)
Assists	10 vs. Oregon State (2/15/18)	11 vs. Kent State (3/19/17)
Steals	5 vs. Central Arkansas (11/15/17)	5 (3 times), last vs. Ohio State (12/17/16)
Blocks	1 (6 times), last vs. USC (2/3/18)	3 vs. McNeese State (12/22/15)
Minutes	48 at Stanford (1/4/18)	48 at Stanford (1/4/18)
FG Made	11 (twice), last at USC (3/3/18)	11 (twice), last at USC (3/3/18)
FG Att.	21 at Stanford (1/4/18)	21 at Stanford (1/4/18)
3PPG Made	6 at USC (3/3/18)	6 at USC (3/3/18)
3PPG Att.	12 vs. Arizona (3/9/18)	12 vs. Arizona (3/9/18)
FT Made	11 at Oregon State (1/18/18)	11 at Oregon State (1/18/18)
FT Att.	12 (twice), last at Oregon State (1/18/18)	12 (twice), last at Oregon State (1/18/18)

## KEY NOTES ON AARON HOLIDAY

- Has averaged 20.3 points, 3.6 rebounds and 5.8 assists per game through 32 contests as a junior
- Has scored in double figures in 31 of UCLA's 32 games and in each of the Bruins' 18 regular-season Pac-12 contests
- Through games played Sunday, March 11, he led the Pac-12 in scoring (20.3 ppg, all games) and ranked No. 1 in league games in scoring (21.7 ppg)
- Has scored in double figures in 75 of his 100 career games (24 of 36 as a sophomore, and 20 of 32 as a freshman)
- Scored a career-high 34 points in consecutive games in early March, a pair of wins at USC (March 3) and versus Stanford (March 8, Pac-12 Tournament)
- A first-team All-Pac-12 selection, was honored three times as the league's Player of the Week (Dec. 26, Feb. 19, March 5)
- Has played in every game through his three seasons ... started all 32 games as a freshman and came off the bench in all 36 contests as a sophomore

## AARON HOLIDAY'S 2017-18 GAME-BY-GAME STATISTICS

Opponent	Date	gs	min	Total		3-Pointers		Free throws		Rebounds				Other				pts	avg		
				fg-fga	pct	3fg-fga	pct	ft-fga	pct	off	def	tot	avg	pf	a	t/o	blk			stl	
vs Georgia Tech	11/11/17	*	35	3-9	.333	0-4	.000	5-7	.714	0	3	3	3.0	2	7	4	1	1	11	11.0	
CENTRAL ARKANSAS	11/15/17	*	43	5-15	.333	4-9	.444	10-12	.833	1	5	6	4.5	2	5	5	0	5	24	17.5	
SOUTH CAROLINA STAT	11/17/17	*	32	3-7	.429	2-6	.333	0-0	.000	0	2	2	3.7	2	4	3	0	1	8	14.3	
vs Creighton	11/20/17	*	39	8-17	.471	2-6	.333	7-8	.875	0	2	2	3.3	2	7	1	0	2	25	17.0	
vs Wisconsin	11/21/17	*	35	7-12	.583	2-4	.500	2-3	.667	0	2	2	3.0	3	5	0	0	3	18	17.2	
UC IRVINE	11/26/17	*	36	7-16	.438	1-3	.333	1-3	.333	0	4	4	3.2	2	7	4	1	2	16	17.0	
CSU BAKERSFIELD	11/29/17	*	35	7-13	.538	0-5	.000	2-4	.500	1	6	7	3.7	4	6	4	0	2	16	16.9	
DETROIT MERCY	12/03/17	*	28	4-8	.500	2-5	.400	4-4	1.000	0	4	4	3.8	2	3	2	0	1	14	16.5	
at Michigan	12/09/17	*	43	9-17	.529	2-5	.400	7-8	.875	0	4	4	3.8	3	7	7	0	1	27	17.7	
CINCINNATI	12/16/17	*	37	6-12	.500	3-7	.429	2-2	1.000	0	0	0	3.4	2	3	4	0	0	17	17.6	
SOUTH DAKOTA	12/19/17	*	33	4-14	.286	1-6	.167	6-8	.750	1	4	5	3.5	3	5	2	0	2	15	17.4	
vs Kentucky	12/23/17	*	36	7-14	.500	2-6	.333	4-4	1.000	1	2	3	3.5	2	8	7	0	2	20	17.6	
WASHINGTON STATE	12/29/17	*	40	11-18	.611	5-5	1.000	6-6	1.000	1	10	11	4.1	2	4	0	1	1	33	18.8	
WASHINGTON	12/31/17	*	34	4-13	.308	1-4	.250	5-6	.833	2	5	7	4.3	4	5	6	0	0	14	18.4	
at Stanford	01/04/18	*	48	10-21	.476	3-7	.429	8-11	.727	1	0	1	4.1	3	3	1	0	3	31	19.3	
at California	01/06/18	*	35	6-10	.600	3-5	.600	6-8	.750	0	3	3	4.0	2	5	4	0	1	21	19.4	
UTAH	01/11/18	*	36	7-10	.700	4-4	1.000	2-2	1.000	0	1	1	3.8	2	6	3	0	0	20	19.4	
COLORADO	01/13/18	*	40	4-13	.308	1-4	.250	1-2	.500	1	3	4	3.8	3	4	6	1	1	10	18.9	
at Oregon State	01/18/18	*	37	4-10	.400	3-5	.600	11-12	.917	1	2	3	3.8	2	3	4	1	1	22	19.1	
at Oregon	01/20/18	*	30	3-10	.300	1-6	.167	7-8	.875	0	1	1	3.7	4	5	4	0	1	14	18.8	
CALIFORNIA	01/25/18	*	40	5-8	.625	2-3	.667	9-10	.900	0	4	4	3.7	2	6	3	0	1	21	18.9	
STANFORD	01/27/18	*	39	5-11	.455	2-4	.500	9-9	1.000	0	2	2	3.6	2	8	6	0	1	21	19.0	
USC	02/03/18	*	40	7-10	.700	5-7	.714	4-5	.800	0	6	6	3.7	2	9	4	1	1	23	19.2	
at Arizona	02/08/18	*	36	7-15	.467	1-3	.333	2-2	1.000	1	0	1	3.6	3	8	2	0	2	17	19.1	
at Arizona State	02/10/18	*	35	6-15	.400	4-10	.400	4-5	.800	0	1	1	3.5	5	5	5	1	0	20	19.1	
OREGON STATE	02/15/18	*	38	4-13	.308	2-6	.333	7-8	.875	0	1	1	3.4	3	10	3	0	1	17	19.0	
OREGON	02/17/18	*	40	9-13	.692	5-9	.556	6-7	.857	1	4	5	3.4	4	6	5	0	0	29	19.4	
at Utah	02/22/18	*	40	9-19	.474	3-7	.429	2-2	1.000	1	3	4	3.5	3	7	2	0	2	23	19.5	
at Colorado	02/25/18	*	39	6-19	.316	4-9	.444	5-8	.625	1	5	6	3.6	3	6	5	0	2	21	19.6	
at USC	03/03/18	*	40	11-16	.688	6-9	.667	6-8	.750	1	4	5	3.6	2	7	4	1	0	34	20.1	
vs Stanford	03/08/18	*	40	12-25	.480	5-9	.556	5-6	.833	1	6	7	3.7	2	8	2	0	2	34	20.5	
vs Arizona	03/09/18	*	45	5-20	.250	3-12	.250	2-2	1.000	0	1	1	3.6	0	3	3	0	0	15	20.3	
Totals			32	1204	205-443	.463	84-194	.433	157-190	.826	16	100	116	3.6	82	185	115	8	42	651	20.3

## AARON HOLIDAY'S CAREER STATISTICS

Season	gp-gs	min/avg	Total		3-Point		F-Throws		Rebounds				Other				Scoring			
			fg-fga	pct	fg-fga	pct	ft-fga	pct	off	def	tot	avg	pf	fo	ast	to	blk	stl	pts	avg
2015-16	32-32	1013/31.7	114-289	.394	39-93	.419	64-88	.727	19	77	96	3.0	103	7	127	92	8	45	331	10.3
2016-17	36-0	949/26.4	150-309	.485	53-129	.411	88-111	.793	12	91	103	2.9	81	2	158	87	6	39	441	12.3
2017-18	32-32	1204/37.6	205-443	.463	84-194	.433	157-190	.826	16	100	116	3.6	82	1	185	115	8	42	651	20.3
TOTAL	100-64	3166/31.7	469-1041	.451	176-416	.423	309-389	.794	47	268	315	3.2	266	10	470	294	22	126	1423	14.2

## IKENNA OKWARABIZIE (34)

SENIOR – C – 6-9, 255 – Lagos, Nigeria (Tyler Junior College [TX])

### SEASON/CAREER BEST PERFORMANCES

Category	Season High	Career High
Points	4 vs. Detroit Mercy (12/3/17)	4 vs. Detroit Mercy (12/3/17)
Rebounds	3 (twice), last vs. Detroit Mercy (12/3/17)	3 (twice), last vs. Detroit Mercy (12/3/17)
Assists	–	–
Steals	1 vs. UC Irvine (11/26/17)	1 vs. UC Irvine (11/26/17)
Blocks	1 vs. UC Irvine (11/26/17)	1 vs. UC Irvine (11/26/17)
Minutes	8 (twice), last vs. Detroit Mercy (12/3/17)	8 (twice), last vs. Detroit Mercy (12/3/17)
FG Made	2 vs. Detroit Mercy (12/3/17)	2 vs. Detroit Mercy (12/3/17)
FG Att.	3 vs. Detroit Mercy (12/3/17)	3 vs. Detroit Mercy (12/3/17)
3PPG Made	–	–
3PPG Att.	1 vs. UC Irvine (11/26/17)	1 vs. UC Irvine (11/26/17)
FT Made	–	1 (twice), last vs. Washington (3/1/17)
FT Att.	–	4 vs. Washington (3/1/17)

### KEY NOTES ON IKENNA OKWARABIZIE (pronounced oak-war-uh-BEE-zee-ay)

- Has played in 26 career contests over the course of three seasons ... has twice played a career-high eight minutes as a senior this season
- Has averaged 0.9 points and 1.3 rebounds in seven games off the bench for UCLA in 2017-18
- Transferred to UCLA in the summer of 2015 after spending his freshman season at Tyler Junior College (Tyler, Texas)
- Spent his final two years of high school in the Midwest (junior year in St. Louis, Mo., and his senior year in Sioux City, Iowa) after growing up in Lagos, Nigeria

### IKENNA OKWARABIZIE'S 2017-18 GAME-BY-GAME STATISTICS

Opponent	Date	gs	min	Total		3-Pointers		Free throws		Rebounds				pf	a	t/o	blk	stl	pts	avg
				fg-fga	pct	3fg-fga	pct	ft-fga	pct	off	def	tot	avg							
vs Georgia Tech	11/11/17	dnp		-	-	-	-	-	-	-	-	-	-	-	-	-	-	-	-	-
CENTRAL ARKANSAS	11/15/17	dnp		-	-	-	-	-	-	-	-	-	-	-	-	-	-	-	-	-
SOUTH CAROLINA STAT	11/17/17	2		0-0	.000	0-0	.000	0-0	.000	0	0	0	0.0	0	0	0	0	0	0	0.0
vs Creighton	11/20/17	dnp		-	-	-	-	-	-	-	-	-	-	-	-	-	-	-	-	-
vs Wisconsin	11/21/17	dnp		-	-	-	-	-	-	-	-	-	-	-	-	-	-	-	-	-
UC IRVINE	11/26/17	8		1-2	.500	0-1	.000	0-0	.000	0	3	3	1.5	1	0	0	1	1	2	1.0
CSU BAKERSFIELD	11/29/17	dnp		-	-	-	-	-	-	-	-	-	-	-	-	-	-	-	-	-
DETROIT MERCY	12/03/17	8		2-3	.667	0-0	.000	0-0	.000	2	1	3	2.0	2	0	0	0	0	4	2.0
at Michigan	12/09/17	dnp		-	-	-	-	-	-	-	-	-	-	-	-	-	-	-	-	-
CINCINNATI	12/16/17	2		0-0	.000	0-0	.000	0-0	.000	0	0	0	1.5	0	0	0	0	0	0	1.5
SOUTH DAKOTA	12/19/17	dnp		-	-	-	-	-	-	-	-	-	-	-	-	-	-	-	-	-
vs Kentucky	12/23/17	2		0-0	.000	0-0	.000	0-0	.000	0	1	1	1.4	0	0	0	0	0	0	1.2
WASHINGTON STATE	12/29/17	dnp		-	-	-	-	-	-	-	-	-	-	-	-	-	-	-	-	-
WASHINGTON	12/31/17	dnp		-	-	-	-	-	-	-	-	-	-	-	-	-	-	-	-	-
at Stanford	01/04/18	4		0-0	.000	0-0	.000	0-0	.000	0	2	2	1.5	0	0	1	0	0	0	1.0
at California	01/06/18	3		0-0	.000	0-0	.000	0-0	.000	0	0	0	1.3	1	0	0	0	0	0	0.9
UTAH	01/11/18	dnp		-	-	-	-	-	-	-	-	-	-	-	-	-	-	-	-	-
COLORADO	01/13/18	dnp		-	-	-	-	-	-	-	-	-	-	-	-	-	-	-	-	-
at Oregon State	01/18/18	dnp		-	-	-	-	-	-	-	-	-	-	-	-	-	-	-	-	-
at Oregon	01/20/18	dnp		-	-	-	-	-	-	-	-	-	-	-	-	-	-	-	-	-
CALIFORNIA	01/25/18	dnp		-	-	-	-	-	-	-	-	-	-	-	-	-	-	-	-	-
STANFORD	01/27/18	dnp		-	-	-	-	-	-	-	-	-	-	-	-	-	-	-	-	-
USC	02/03/18	dnp		-	-	-	-	-	-	-	-	-	-	-	-	-	-	-	-	-
at Arizona	02/08/18	dnp		-	-	-	-	-	-	-	-	-	-	-	-	-	-	-	-	-
at Arizona State	02/10/18	dnp		-	-	-	-	-	-	-	-	-	-	-	-	-	-	-	-	-
OREGON STATE	02/15/18	dnp		-	-	-	-	-	-	-	-	-	-	-	-	-	-	-	-	-
OREGON	02/17/18	dnp		-	-	-	-	-	-	-	-	-	-	-	-	-	-	-	-	-
at Utah	02/22/18	dnp		-	-	-	-	-	-	-	-	-	-	-	-	-	-	-	-	-
at Colorado	02/25/18	dnp		-	-	-	-	-	-	-	-	-	-	-	-	-	-	-	-	-
at USC	03/03/18	dnp		-	-	-	-	-	-	-	-	-	-	-	-	-	-	-	-	-
vs Stanford	03/08/18	dnp		-	-	-	-	-	-	-	-	-	-	-	-	-	-	-	-	-
vs Arizona	03/09/18	dnp		-	-	-	-	-	-	-	-	-	-	-	-	-	-	-	-	-
Totals		0	29	3-5	.600	0-1	.000	0-0	.000	2	7	9	1.3	4	0	1	1	1	6	0.9

### IKENNA OKWARABIZIE'S CAREER STATISTICS

Season	gp-gs	min/avg	Total		3-Point		F-Throws		Rebounds				Scoring								
			fg-fga	pct	fg-fga	pct	ft-fga	pct	off	def	tot	avg	pf	fo	ast	to	blk	stl	pts	avg	
2015-16	7-0	13/1.9	0-2	.000	0-0	.000	0-0	.000	1	3	4	0.6	4	0	0	2	0	0	0	0	0.0
2016-17	12-0	31/2.6	0-2	.000	0-0	.000	2-6	.333	1	6	7	0.6	4	0	0	3	0	1	1	2	0.2
2017-18	7-0	29/4.1	3-5	.600	0-1	.000	0-0	.000	2	7	9	1.3	4	0	0	1	1	1	1	6	0.9
TOTAL	26-0	73/2.8	3-9	.333	0-1	.000	2-6	.333	4	16	20	0.8	12	0	0	6	1	2	8	0.3	

## ALEX OLESINSKI (O)

REDSHIRT SOPHOMORE – F – 6-10, 220 – Roswell, N.M. (La Lumiere School [IN])

### SEASON/CAREER BEST PERFORMANCES

Category	Season High	Career High
Points	14 at California (1/6/18)	14 at California (1/6/18)
Rebounds	10 vs. South Carolina State (11/17/17)	10 vs. South Carolina State (11/17/17)
Assists	3 vs. USC (2/3/18)	3 vs. USC (2/3/18)
Steals	2 (twice), last vs. Oregon (2/17/18)	2 (twice), last vs. Oregon (2/17/18)
Blocks	2 (twice), last at California (1/6/18)	2 (twice), last at California (1/6/18)
Minutes	31 at Stanford (1/4/18)	31 at Stanford (1/4/18)
FG Made	4 (twice), last at California (1/6/18)	4 (twice), last at California (1/6/18)
FG Att.	5 (5 times), last vs. Stanford (3/8/18)	6 vs. Monmouth (11/13/15)
3PPG Made	3 at California (1/6/18)	3 at California (1/6/18)
3PPG Att.	4 at California (1/6/18)	4 at California (1/6/18)
FT Made	5 vs. Central Arkansas (11/15/17)	5 vs. Central Arkansas (11/15/17)
FT Att.	6 vs. Central Arkansas (11/15/17)	6 vs. Central Arkansas (11/15/17)

### KEY NOTES ON ALEX OLESINSKI (pronounced oh-luh-SHIN-skee)

- Has averaged 4.4 points and 3.9 rebounds in 18.0 minutes per game off the bench for the Bruins
- Scored a career-high 14 points in the Bruins 107-84 win at California (Jan. 6), connecting on a career-best three 3-pointers
- Tallied a career-best 10 rebounds in UCLA's victory over South Carolina State (Nov. 17)
- Has played in 55 career games, including all 32 contests this season and 23 as a true freshman in 2015-16
- Did not play last season, taking a redshirt year after having missed the first two months of the season with a stress reaction in his left foot

### ALEX OLESINSKI'S 2017-18 GAME-BY-GAME STATISTICS

Opponent	Date	gs	min	Total		3-Pointers		Free throws		Rebounds				Other					pts	avg
				fg-fga	pct	3fg-fga	pct	ft-fga	pct	off	def	tot	avg	pf	a	t/o	blk	stl		
vs Georgia Tech	11/11/17	14		2-3	.667	0-0	.000	1-2	.500	0	2	2	2.0	3	0	1	1	0	5	5.0
CENTRAL ARKANSAS	11/15/17	24		2-4	.500	1-2	.500	5-6	.833	2	5	7	4.5	2	1	0	0	1	10	7.5
SOUTH CAROLINA STAT	11/17/17	22		4-5	.800	0-1	.000	0-0	.000	5	5	10	6.3	2	2	3	2	1	8	7.7
vs Creighton	11/20/17	21		1-2	.500	0-0	.000	0-0	.000	0	2	2	5.3	3	0	0	1	0	2	6.3
vs Wisconsin	11/21/17	17		2-3	.667	1-2	.500	1-2	.500	1	1	2	4.6	3	1	0	0	0	6	6.2
UC IRVINE	11/26/17	20		2-4	.500	0-1	.000	1-1	1.000	2	4	6	4.8	1	0	0	0	1	5	6.0
CSU BAKERSFIELD	11/29/17	22		3-4	.750	1-2	.500	1-2	.500	2	2	4	4.7	1	0	1	1	0	8	6.3
DETROIT MERCY	12/03/17	19		3-5	.600	0-2	.000	1-1	1.000	1	2	3	4.5	3	0	1	0	0	7	6.4
at Michigan	12/09/17	11		0-3	.000	0-3	.000	0-0	.000	0	2	2	4.2	3	0	2	0	0	0	5.7
CINCINNATI	12/16/17	22		1-2	.500	1-2	.500	2-2	1.000	0	7	7	4.5	3	0	0	0	0	5	5.6
SOUTH DAKOTA	12/19/17	17		2-3	.667	1-2	.500	0-1	.000	0	2	2	4.3	2	2	0	1	0	5	5.5
vs Kentucky	12/23/17	18		0-2	.000	0-1	.000	2-2	1.000	3	1	4	4.3	2	0	0	0	2	2	5.3
WASHINGTON STATE	12/29/17	15		1-3	.333	0-1	.000	0-0	.000	2	2	4	4.2	1	0	0	0	0	2	5.0
WASHINGTON	12/31/17	18		1-1	1.000	0-0	.000	0-0	.000	0	0	0	3.9	3	0	0	0	0	2	4.8
at Stanford	01/04/18	31		1-5	.200	0-3	.000	1-2	.500	3	5	8	4.2	3	1	0	1	0	3	4.7
at California	01/06/18	22		4-5	.800	3-4	.750	3-3	1.000	1	5	6	4.3	3	0	0	2	0	14	5.3
UTAH	01/11/18	19		1-2	.500	0-1	.000	1-1	1.000	1	2	3	4.2	2	0	2	0	0	3	5.1
COLORADO	01/13/18	16		1-2	.500	0-0	.000	0-2	.000	3	1	4	4.2	1	1	1	0	0	2	4.9
at Oregon State	01/18/18	17		2-3	.667	1-1	1.000	0-0	.000	1	3	4	4.2	5	0	0	0	1	5	4.9
at Oregon	01/20/18	12		2-2	1.000	2-2	1.000	2-2	1.000	0	3	3	4.2	2	2	0	1	0	8	5.1
CALIFORNIA	01/25/18	16		0-0	.000	0-0	.000	2-4	.500	2	1	3	4.1	1	0	1	0	1	2	5.0
STANFORD	01/27/18	18		2-4	.500	1-2	.500	0-0	.000	0	2	2	4.0	1	0	0	0	0	5	5.0
USC	02/03/18	14		1-1	1.000	0-0	.000	1-2	.500	2	1	3	4.0	3	3	0	1	0	3	4.9
at Arizona	02/08/18	14		0-1	.000	0-1	.000	2-2	1.000	0	4	4	4.0	1	1	0	1	0	2	4.8
at Arizona State	02/10/18	8		1-2	.500	0-1	.000	0-0	.000	1	0	1	3.8	4	0	1	0	0	2	4.6
OREGON STATE	02/15/18	21		1-4	.250	0-1	.000	2-2	1.000	2	6	8	4.0	2	0	0	1	0	4	4.6
OREGON	02/17/18	20		0-1	.000	0-1	.000	0-0	.000	0	2	2	3.9	3	0	0	1	2	0	4.4
at Utah	02/22/18	21		2-3	.667	1-1	1.000	0-0	.000	2	5	7	4.0	1	0	0	1	0	5	4.5
at Colorado	02/25/18	17		2-3	.667	0-1	.000	0-0	.000	1	2	3	4.0	2	0	1	0	0	4	4.4
at USC	03/03/18	17		1-2	.500	1-1	1.000	2-2	1.000	0	4	4	4.0	4	0	0	0	0	5	4.5
vs Stanford	03/08/18	22		2-5	.400	2-3	.667	1-2	.500	3	0	3	4.0	2	0	1	0	2	7	4.5
vs Arizona	03/09/18	11		0-2	.000	0-2	.000	0-0	.000	1	0	1	3.9	1	1	0	0	0	0	4.4
Totals		0	576	47-91	.516	16-44	.364	31-43	.721	41	83	124	3.9	73	15	15	15	11	141	4.4

### ALEX OLESINSKI'S CAREER STATISTICS

Season	gp-gs		Total		3-Point		F-Throws		Rebounds				Other					Scoring		
	gp	gs	fg-fga	pct	fg-fga	pct	ft-fga	pct	off	def	tot	avg	pf	fo	ast	to	blk	stl	pts	avg
2015-16	23	0	7-26	.269	1-7	.143	13-20	.650	21	25	46	2.0	34	0	4	10	0	5	28	1.2
2017-18	32	0	47-91	.516	16-44	.364	31-43	.721	41	83	124	3.9	73	1	15	15	15	11	141	4.4
TOTAL	55	0	54-117	.462	17-51	.333	44-63	.698	62	108	170	3.1	107	1	19	25	15	16	169	3.1

**CHRIS SMITH (5)**

FRESHMAN – G – 6-9, 200 – Chicago, Ill. (Huntington Prep [WV])

**SEASON/CAREER BEST PERFORMANCES**

Category	Season High	Career High
Points	15 vs. South Carolina State (11/17/17)	15 vs. South Carolina State (11/17/17)
Rebounds	6 (twice), last at Michigan (12/9/17)	6 (twice), last at Michigan (12/9/17)
Assists	3 (twice), last vs. Colorado (1/13/18)	3 (twice), last vs. Colorado (1/13/18)
Steals	2 (twice), last vs. California (1/25/18)	2 (twice), last vs. California (1/25/18)
Blocks	1 (7 times), last at Colorado (2/25/18)	1 (7 times), last at Colorado (2/25/18)
Minutes	21 vs. South Carolina State (11/17/17)	21 vs. South Carolina State (11/17/17)
FG Made	5 (twice), last vs. Detroit Mercy (12/3/17)	5 (twice), last vs. Detroit Mercy (12/3/17)
FG Att.	9 vs. vs. Detroit Mercy (12/3/17)	9 vs. vs. Detroit Mercy (12/3/17)
3PFG Made	2 vs. South Carolina State (11/17/17)	2 vs. South Carolina State (11/17/17)
3PFG Att.	3 (twice), last vs. Creighton (11/20/17)	3 (twice), last vs. Creighton (11/20/17)
FT Made	6 vs. Stanford (3/8/18)	6 vs. Stanford (3/8/18)
FT Att.	10 vs. Stanford (3/8/18)	10 vs. Stanford (3/8/18)

**KEY NOTES ON CHRIS SMITH**

- Through 32 games, has averaged 4.1 points and 1.9 rebounds per game coming off the bench (has averaged 13.2 minutes per game)
- Scored a season-high 15 points, also contributing three assists and three rebounds, in the team's win over South Carolina State (Nov. 17)
- Has totaled at least 10 points in three games ... in addition, he shot 46.0 percent from the field in UCLA's 18 Pac-12 games (23-for-50)
- Excelled last season as a high school senior at Huntington Prep in West Virginia, averaging 14 points, eight rebounds and six assists per game
- Originally from the Chicago area, spent his first three years of high school at Forth Worth Country Day School (Fort Worth, Texas)

**CHRIS SMITH'S 2017-18 GAME-BY-GAME STATISTICS**

Opponent	Date	gs	min	Total		3-Pointers		Free throws		Rebounds							pts	avg				
				fg-fga	pct	3fg-fga	pct	ft-fta	pct	off	def	tot	avg	pf	a	t/o			blk	stl		
vs Georgia Tech	11/11/17		8	0-1	.000	0-0	.000	0-0	.000	0	1	1	1.0	1	0	1	0	0	0	0	0	0.0
CENTRAL ARKANSAS	11/15/17		13	3-5	.600	0-0	.000	0-1	.000	3	3	6	3.5	0	1	1	0	0	0	6	3.0	
SOUTH CAROLINA STAT	11/17/17		21	5-7	.714	2-3	.667	3-5	.600	1	2	3	3.3	3	3	2	1	0	15	7.0		
vs Creighton	11/20/17		20	2-7	.286	0-3	.000	3-5	.600	0	1	1	2.8	0	0	1	0	0	7	7.0		
vs Wisconsin	11/21/17		15	0-2	.000	0-0	.000	2-2	1.000	0	1	1	2.4	1	0	2	1	0	2	6.0		
UC IRVINE	11/26/17		19	1-4	.250	0-1	.000	2-4	.500	1	1	2	2.3	1	1	1	0	2	4	5.7		
CSU BAKERSFIELD	11/29/17		14	2-6	.333	0-2	.000	0-0	.000	1	0	1	2.1	2	0	0	0	0	4	5.4		
DETROIT MERCY	12/03/17		19	5-9	.556	1-2	.500	3-4	.750	0	1	1	2.0	1	1	2	0	0	14	6.5		
at Michigan	12/09/17		16	0-4	.000	0-1	.000	0-0	.000	2	4	6	2.4	1	0	1	0	0	0	5.8		
CINCINNATI	12/16/17		8	0-1	.000	0-1	.000	0-1	.000	0	0	0	2.2	2	0	2	0	0	0	5.2		
SOUTH DAKOTA	12/19/17		18	4-5	.800	0-1	.000	2-2	1.000	1	0	1	2.1	2	1	1	1	0	10	5.6		
vs Kentucky	12/23/17		5	0-0	.000	0-0	.000	0-0	.000	0	0	0	1.9	0	0	1	0	0	0	5.2		
WASHINGTON STATE	12/29/17		11	1-2	.500	0-1	.000	2-4	.500	0	1	1	1.8	1	0	3	0	0	4	5.1		
WASHINGTON	12/31/17		11	1-3	.333	0-0	.000	0-0	.000	1	2	3	1.9	1	1	1	0	0	2	4.9		
at Stanford	01/04/18		15	1-3	.333	0-2	.000	0-0	.000	1	3	4	2.1	1	0	1	0	0	2	4.7		
at California	01/06/18		14	1-3	.333	0-1	.000	0-0	.000	0	2	2	2.1	3	0	1	0	0	2	4.5		
UTAH	01/11/18		15	0-1	.000	0-0	.000	0-0	.000	0	1	1	2.0	0	0	0	0	0	0	4.2		
COLORADO	01/13/18		14	0-3	.000	0-2	.000	0-3	.000	0	3	3	2.1	2	3	0	1	0	0	4.0		
at Oregon State	01/18/18		14	4-8	.500	0-1	.000	1-2	.500	1	1	2	2.1	1	0	0	0	1	9	4.3		
at Oregon	01/20/18		16	2-2	1.000	0-0	.000	1-2	.500	1	2	3	2.1	0	1	2	0	0	5	4.3		
CALIFORNIA	01/25/18		14	4-5	.800	0-1	.000	1-1	1.000	0	0	0	2.0	0	1	2	0	2	9	4.5		
STANFORD	01/27/18		13	1-1	1.000	0-0	.000	0-0	.000	1	1	2	2.0	2	1	2	1	1	2	4.4		
USC	02/03/18		9	1-4	.250	0-1	.000	2-3	.667	0	2	2	2.0	0	0	0	0	0	4	4.4		
at Arizona	02/08/18		6	1-1	1.000	0-0	.000	0-0	.000	0	0	0	1.9	0	0	1	0	0	2	4.3		
at Arizona State	02/10/18		13	2-3	.667	0-0	.000	0-0	.000	0	3	3	2.0	0	0	2	0	0	4	4.3		
OREGON STATE	02/15/18		11	1-2	.500	0-0	.000	2-2	1.000	0	0	0	1.9	1	0	2	1	1	4	4.3		
OREGON	02/17/18		2	0-1	.000	0-0	.000	0-0	.000	0	0	0	1.8	1	0	1	0	0	0	4.1		
at Utah	02/22/18		11	1-3	.333	1-1	1.000	0-0	.000	1	3	4	1.9	2	0	1	0	0	3	4.1		
at Colorado	02/25/18		13	0-2	.000	0-1	.000	0-0	.000	0	0	0	1.8	3	0	1	1	0	0	3.9		
at USC	03/03/18		16	2-3	.667	0-0	.000	1-2	.500	1	2	3	1.9	2	2	1	0	0	5	4.0		
vs Stanford	03/08/18		16	1-2	.500	0-0	.000	6-10	.600	0	3	3	1.9	3	1	0	0	1	8	4.1		
vs Arizona	03/09/18		11	1-3	.333	1-2	.500	0-0	.000	0	2	2	1.9	1	0	2	0	0	3	4.1		
Totals		0	421	47-106	.443	5-27	.185	31-53	.585	16	45	61	1.9	38	17	38	7	8	130	4.1		

**CHRIS SMITH'S CAREER STATISTICS**

Season	gp-gs	min/avg	Total		3-Point		F-Throws		Rebounds				Scoring							
			fg-fga	pct	fg-fga	pct	ft-fta	pct	off	def	tot	avg	pf	fo	ast	to	blk	stl	pts	avg
2017-18	32-0	421/13.2	47-106	.443	5-27	.185	31-53	.585	16	45	61	1.9	38	0	17	38	7	8	130	4.1
TOTAL	32-0	421/13.2	47-106	.443	5-27	.185	31-53	.585	16	45	61	1.9	38	0	17	38	7	8	130	4.1

# THOMAS WELSH (40)

SENIOR – C – 7-0, 255 – Redondo Beach, Calif. (Loyola HS)

## SEASON/CAREER BEST PERFORMANCES

Category	Season High	Career High
Points	22 at Michigan (12/9/17)	22 (twice), last at Michigan (12/9/17)
Rebounds	17 (twice), last vs. Arizona (3/9/18)	17 (twice), last vs. Arizona (3/9/18)
Assists	4 (3 times), last vs. Oregon (2/17/18)	4 (3 times), last vs. Oregon (2/17/18)
Steals	3 (twice), last vs. Stanford (1/27/18)	3 (twice), last vs. Stanford (1/27/18)
Blocks	3 (twice), last vs. South Dakota (12/19/17)	5 vs. Monmouth (11/13/15)
Minutes	42 vs. Oregon (2/17/18)	42 vs. Oregon (2/17/18)
FG Made	9 vs. Colorado (1/13/18)	10 vs. Cal Poly (11/15/15)
FG Att.	17 vs. Central Arkansas (11/15/17)	17 vs. Central Arkansas (11/15/17)
3PPG Made	4 (twice), last vs. Stanford (3/8/18)	4 (twice), last vs. Stanford (3/8/18)
3PPG Att.	8 vs. USC (2/3/18)	8 vs. USC (2/3/18)
FT Made	5 (twice), last at Oregon (1/20/18)	5 (3 times), last at Oregon (1/20/18)
FT Att.	6 (twice), last at Oregon (1/20/18)	6 (4 times), last at Oregon (1/20/18)

## KEY NOTES ON THOMAS WELSH

- Has averaged 13.0 points and 10.7 rebounds through 32 contests as a senior ... through Sunday, March 11, he ranked No. 10 in the nation in rebounding (10.7 rpg)
- Has registered 18 double-doubles in 32 games ... most single-season double-doubles at UCLA since Kevin Love had 23 as a freshman in 2007-08
- Through 131 career games, ranks No. 4 on the school's career rebounds list (1020) and is just two rebounds shy of the No. 3 slot (David Greenwood, 1022 rebounds)
- Currently ranks second in rebounds among Pac-12 players (10.7 rpg) ... averaged 17.5 points and 14.0 rebounds in the Bruins' two Pac-12 Tournament games
- Ranks No. 3 on the school's all-time blocked shots list (143 blocks) ... Jelani McCoy leads that UCLA top 10 list (188), followed by Dan Gadzuric (184)
- Has tallied 37 career double-doubles at UCLA (16 as a senior, 9 as a junior, and 10 as a sophomore) ... tied for No. 6 on UCLA's all-time double-doubles list
- Has won 24 of 37 jump balls to open the first half or an overtime session (he had registered a stretch of 10 consecutive jump balls won to open games from Jan. 11-Feb. 15)
- Thomas' older brother (Jack) graduated from Santa Clara and his younger brother (Henry) is currently a sophomore on the men's basketball team at Harvard

## THOMAS WELSH'S 2017-18 GAME-BY-GAME STATISTICS

Opponent	Date	gs	min	Total		3-Pointers		Free throws		Rebounds				pf	a	t/o	blk	stl	pts	avg	
				fg-fga	pct	3fg-fga	pct	ft-fa	pct	off	def	tot	avg								
vs Georgia Tech	11/11/17	*	37	5-8	.625	0-0	.000	0-0	.000	3	5	8	8.0	2	0	2	3	2	10	10.0	
CENTRAL ARKANSAS	11/15/17	*	38	8-19	.421	0-1	.000	0-0	.000	5	6	11	9.5	2	3	1	1	2	16	13.0	
SOUTH CAROLINA STAT	11/17/17	*	26	5-9	.556	0-1	.000	3-4	.750	5	10	15	11.3	2	2	1	2	0	13	13.0	
vs Creighton	11/20/17	*	27	5-11	.455	2-3	.667	4-4	1.000	3	10	13	11.8	4	3	1	2	1	16	13.8	
vs Wisconsin	11/21/17	*	36	4-10	.400	1-3	.333	2-3	.667	2	6	8	11.0	1	2	0	0	2	11	13.2	
UC IRVINE	11/26/17	*	32	4-9	.444	0-0	.000	5-6	.833	1	12	13	11.3	1	2	0	1	1	13	13.2	
CSU BAKERSFIELD	11/29/17	*	29	4-7	.571	1-1	1.000	4-5	.800	3	7	10	11.1	4	0	1	0	1	13	13.1	
DETROIT MERCY	12/03/17	*	26	3-6	.500	0-0	.000	2-2	1.000	4	5	9	10.9	1	0	0	2	0	8	12.5	
at Michigan	12/09/17	*	40	8-12	.667	2-2	1.000	4-4	1.000	2	8	10	10.8	1	1	2	2	0	22	13.6	
CINCINNATI	12/16/17	*	35	2-7	.286	0-2	.000	0-0	.000	4	5	9	10.6	3	4	3	0	0	4	12.6	
SOUTH DAKOTA	12/19/17	*	30	7-14	.500	3-7	.429	2-2	1.000	2	9	11	10.6	2	4	3	3	1	19	13.2	
vs Kentucky	12/23/17	*	35	5-11	.455	3-6	.500	0-0	.000	2	9	11	10.7	4	1	2	0	3	13	13.2	
WASHINGTON STATE	12/29/17	*	33	4-11	.364	0-4	.000	4-4	1.000	5	9	14	10.9	3	3	0	0	0	12	13.1	
WASHINGTON	12/31/17	*	35	1-6	.167	1-3	.333	4-4	1.000	2	10	12	11.0	3	1	1	1	0	7	12.6	
at Stanford	01/04/18	*	23	3-7	.429	1-4	.250	1-3	.333	1	9	10	10.9	5	1	2	1	2	8	12.3	
at California	01/06/18	*	31	6-9	.667	4-6	.667	3-4	.750	4	10	14	11.1	1	2	1	1	0	19	12.8	
UTAH	01/11/18	*	32	3-9	.333	1-3	.333	0-0	.000	2	4	6	10.8	2	1	0	0	1	7	12.4	
COLORADO	01/13/18	*	36	9-10	.900	2-3	.667	0-0	.000	1	7	8	10.7	4	1	0	0	0	20	12.8	
at Oregon State	01/18/18	*	35	4-13	.308	2-6	.333	0-0	.000	3	10	13	10.8	4	0	1	1	0	10	12.7	
at Oregon	01/20/18	*	36	6-11	.545	0-1	.000	5-6	.833	4	6	10	10.8	2	1	0	0	0	17	12.9	
CALIFORNIA	01/25/18	*	26	3-10	.300	1-5	.200	0-0	.000	0	5	5	10.5	1	1	0	1	1	7	12.6	
STANFORD	01/27/18	*	31	6-10	.600	1-3	.333	0-2	.000	1	9	10	10.5	3	0	2	2	3	13	12.6	
USC	02/03/18	*	35	8-15	.533	3-8	.375	2-2	1.000	2	6	8	10.3	1	2	0	0	0	21	13.0	
at Arizona	02/08/18	*	30	5-9	.556	1-4	.250	0-0	.000	2	10	12	10.4	3	0	0	0	1	11	12.9	
at Arizona State	02/10/18	*	36	5-10	.500	1-4	.250	3-3	1.000	0	8	8	10.3	1	2	0	1	0	14	13.0	
OREGON STATE	02/15/18	*	35	7-12	.583	1-2	.500	0-0	.000	9	8	17	10.6	4	0	0	2	0	15	13.0	
OREGON	02/17/18	*	42	6-11	.545	2-4	.500	0-0	.000	1	13	14	10.7	1	4	1	2	0	14	13.1	
at Utah	02/22/18	*	35	6-13	.462	3-7	.429	0-0	.000	4	3	7	10.6	2	0	1	0	0	15	13.1	
at Colorado	02/25/18	*	35	2-8	.250	1-2	.500	0-0	.000	1	9	10	10.6	1	1	0	0	0	5	12.9	
at USC	03/03/18	*	34	3-7	.429	1-3	.333	0-0	.000	1	8	9	10.5	3	0	1	0	0	7	12.7	
vs Stanford	03/08/18	*	34	7-12	.583	4-6	.667	0-0	.000	2	9	11	10.5	4	2	2	0	0	18	12.8	
vs Arizona	03/09/18	*	39	7-13	.538	3-6	.500	0-0	.000	4	13	17	10.7	3	3	1	1	1	17	13.0	
Totals			32	1064	161-329	.489	45-110	.409	48-58	.828	85	258	343	10.7	78	46	31	29	22	415	13.0

## THOMAS WELSH'S CAREER STATISTICS

Season	gp-gs	min/avg	Total		3-Point		F-Throws		Rebounds				Scoring							
			fg-fga	pct	fg-fga	pct	ft-fa	pct	off	def	tot	avg	pf	fo	ast	to	blk	stl	pts	avg
2014-15	36-3	565/15.7	62-132	.470	0-0	.000	14-23	.609	54	83	137	3.8	85	1	8	17	39	14	138	3.8
2015-16	31-26	832/26.8	157-266	.590	0-0	.000	34-45	.756	100	163	263	8.5	86	6	17	25	32	8	348	11.2
2016-17	32-32	802/25.1	151-258	.585	1-1	1.000	42-47	.894	70	207	277	8.7	81	4	32	14	43	11	345	10.8
2017-18	32-32	1064/33.2	161-329	.489	45-110	.409	48-58	.828	85	258	343	10.7	78	1	46	31	29	22	415	13.0
TOTAL	131-93	3263/24.9	531-985	.539	46-111	.414	138-173	.798	309	711	1020	7.8	330	12	103	87	143	55	1246	9.5

**KRIS WILKES (13)****FRESHMAN – G – 6-8, 195 – Indianapolis, Ind (North Central HS)****SEASON/CAREER BEST PERFORMANCES**

Category	Season High	Career High
Points	22 at USC (3/3/18)	22 at USC (3/3/18)
Rebounds	12 vs. Central Arkansas (11/15/17)	12 vs. Central Arkansas (11/15/17)
Assists	5 at Oregon State (1/18/18)	5 at Oregon State (1/18/18)
Steals	4 vs. Utah (1/11/18)	4 vs. Utah (1/11/18)
Blocks	3 vs. Central Arkansas (11/15/17)	3 vs. Central Arkansas (11/15/17)
Minutes	40 vs. Oregon (2/17/18)	40 vs. Oregon (2/17/18)
FG Made	9 at USC (3/3/18)	9 at USC (3/3/18)
FG Att.	17 (twice), last at Colorado (2/25/18)	17 (twice), last at Colorado (2/25/18)
3PPG Made	5 vs. Oregon (2/17/18)	5 vs. Oregon (2/17/18)
3PPG Att.	9 vs. Kentucky (12/23/17)	9 vs. Kentucky (12/23/17)
FT Made	8 vs. UC Irvine (11/26/17)	8 vs. UC Irvine (11/26/17)
FT Att.	13 vs. UC Irvine (11/26/17)	13 vs. UC Irvine (11/26/17)

**KEY NOTES ON KRIS WILKES**

- Has averaged 13.8 points and 5.0 rebounds in 32 games (32 starts) ... scored a season-high 22 points in a road win at USC (March 3)
- Through games played Sunday, March 11, Wilkes was tied for fifth among all Pac-12 freshmen in scoring (13.8 ppg)
- Has scored at least 10 points in 25 of 32 contests ... has scored 20 or more points in six games
- Through the Bruins' 18 Pac-12 games, ranked second on the team in both points per game (15.2) and rebounds per game (4.5)
- Was a McDonald's All-American as a senior at North Central High School in Indianapolis, Ind. (2017)

**KRIS WILKES' 2017-18 GAME-BY-GAME STATISTICS**

Opponent	Date	gs	min	Total		3-Pointers		Free throws		Rebounds							pts	avg			
				fg-fga	pct	3fg-fga	pct	ft-fga	pct	off	def	tot	avg	pf	a	t/o			blk	stl	
vs Georgia Tech	11/11/17	*	30	6-12	.500	4-6	.667	2-4	.500	2	2	4	4.0	3	1	2	0	0	18	18.0	
CENTRAL ARKANSAS	11/15/17	*	32	8-17	.471	2-3	.667	2-2	1.000	4	8	12	8.0	3	0	1	3	1	20	19.0	
SOUTH CAROLINA STAT	11/17/17	*	26	5-12	.417	1-4	.250	3-7	.429	3	3	6	7.3	1	1	1	1	0	14	17.3	
vs Creighton	11/20/17	*	32	6-12	.500	0-4	.000	3-6	.500	1	5	6	7.0	2	1	1	1	2	15	16.8	
vs Wisconsin	11/21/17	*	23	2-5	.400	0-2	.000	0-0	.000	2	2	4	6.4	5	1	2	0	1	4	14.2	
UC IRVINE	11/26/17	*	26	3-9	.333	0-3	.000	8-13	.615	2	4	6	6.3	0	0	0	1	0	14	14.2	
CSU BAKERSFIELD	11/29/17	*	26	4-11	.364	0-2	.000	3-6	.500	3	4	7	6.4	4	2	2	2	0	11	13.7	
DETROIT MERCY	12/03/17	*	19	3-7	.429	1-2	.500	2-4	.500	1	5	6	6.4	2	3	1	0	1	9	13.1	
at Michigan	12/09/17	*	31	3-5	.600	0-2	.000	0-1	.000	0	3	3	6.0	3	1	1	0	0	6	12.3	
CINCINNATI	12/16/17	*	28	5-13	.385	1-5	.200	1-2	.500	3	5	8	6.2	3	2	2	2	1	12	12.3	
SOUTH DAKOTA	12/19/17	*	23	2-6	.333	1-3	.333	0-0	.000	0	3	3	5.9	4	2	3	1	1	5	11.6	
vs Kentucky	12/23/17	*	35	7-15	.467	3-9	.333	3-4	.750	2	3	5	5.8	1	1	1	0	1	20	12.3	
WASHINGTON STATE	12/29/17	*	25	3-9	.333	1-6	.167	7-9	.778	1	4	5	5.8	1	1	1	0	0	14	12.5	
WASHINGTON	12/31/17	*	32	7-13	.538	2-4	.500	5-6	.833	1	4	5	5.7	1	1	0	0	2	21	13.1	
at Stanford	01/04/18	*	34	8-15	.533	2-5	.400	0-0	.000	0	3	3	5.5	5	2	1	0	0	18	13.4	
at California	01/06/18	*	28	5-10	.500	4-6	.667	2-4	.500	1	2	3	5.4	4	4	1	1	0	16	13.6	
UTAH	01/11/18	*	31	7-11	.636	3-5	.600	2-4	.500	1	3	4	5.3	2	1	1	0	4	19	13.9	
COLORADO	01/13/18	*	32	3-11	.273	1-6	.167	3-3	1.000	3	6	9	5.5	1	1	1	1	0	10	13.7	
at Oregon State	01/18/18	*	30	4-8	.500	1-4	.250	0-0	.000	1	3	4	5.4	2	5	3	0	0	9	13.4	
at Oregon	01/20/18	*	36	7-12	.583	3-7	.429	4-6	.667	0	3	3	5.3	3	2	0	2	2	21	13.8	
CALIFORNIA	01/25/18	*	22	2-8	.250	1-5	.200	5-6	.833	2	5	7	5.4	4	2	1	0	0	10	13.6	
STANFORD	01/27/18	*	28	6-7	.857	2-2	1.000	4-4	1.000	1	4	5	5.4	2	0	0	1	1	18	13.8	
USC	02/03/18	*	33	5-10	.500	2-4	.500	1-2	.500	2	3	5	5.3	2	0	3	0	1	13	13.8	
at Arizona	02/08/18	*	30	5-11	.455	2-5	.400	2-2	1.000	0	1	1	5.2	3	1	3	0	0	14	13.8	
at Arizona State	02/10/18	*	27	4-15	.267	1-4	.250	2-2	1.000	3	4	7	5.2	3	0	0	0	0	11	13.7	
OREGON STATE	02/15/18	*	33	3-13	.231	1-7	.143	3-7	.429	0	5	5	5.2	1	4	2	0	1	10	13.5	
OREGON	02/17/18	*	40	5-16	.313	5-9	.556	4-4	1.000	1	4	5	5.2	0	3	1	0	1	19	13.7	
at Utah	02/22/18	*	26	3-8	.375	2-5	.400	0-0	.000	0	3	3	5.1	3	2	1	0	1	8	13.5	
at Colorado	02/25/18	*	31	7-17	.412	3-8	.375	3-4	.750	2	1	3	5.1	4	3	1	1	1	20	13.8	
at USC	03/03/18	*	35	9-16	.563	3-8	.375	1-2	.500	0	4	4	5.0	2	3	1	1	1	22	14.0	
vs Stanford	03/08/18	*	27	4-8	.500	1-4	.250	0-0	.000	1	2	3	5.0	4	0	2	0	1	9	13.9	
vs Arizona	03/09/18	*	38	6-14	.429	0-4	.000	0-0	.000	0	5	5	5.0	3	3	1	0	0	12	13.8	
Totals			32	949	157-356	.441	53-153	.346	75-114	.658	43	116	159	5.0	81	53	41	18	24	442	13.8

**KRIS WILKES' CAREER STATISTICS**

Season	gp-gs	min/avg	Total		3-Point		F-Throws		Rebounds				Scoring							
			fg-fga	pct	fg-fga	pct	ft-fga	pct	off	def	tot	avg	pf	fo	ast	to	blk	stl	pts	avg
2017-18	32-32	949/29.7	157-356	.441	53-153	.346	75-114	.658	43	116	159	5.0	81	2	53	41	18	24	442	13.8
TOTAL	32-32	949/29.7	157-356	.441	53-153	.346	75-114	.658	43	116	159	5.0	81	2	53	41	18	24	442	13.8

## ALEC WULFF (21)

SENIOR – G – 6-3, 190 – Laguna Beach, Calif. (Laguna Beach HS)

### SEASON/CAREER BEST PERFORMANCES

Category	Season High	Career High
Points	3 (3 times), last at USC (3/3/18)	6 vs. UC Riverside (11/30/16)
Rebounds	–	1 vs. Pacific (11/11/16)
Assists	1 (twice), last at USC (3/3/18)	1 (5 times), last at USC (3/3/18)
Steals	1 vs. Stanford (3/8/18)	1 (3 times), last vs. Stanford (3/8/18)
Blocks	–	–
Minutes	6 at USC (3/3/18)	6 at USC (3/3/18)
FG Made	1 (twice), last at USC (3/3/18)	2 vs. UC Riverside (11/30/16)
FG Att.	2 vs. Detroit Mercy (12/3/17)	3 vs. UC Riverside (11/30/16)
3PFG Made	1 (3 times), last at USC (3/3/18)	2 vs. UC Riverside (11/30/16)
3PFG Att.	1 (4 times), last vs. Washington (12/31/17)	3 vs. UC Riverside (11/30/16)
FT Made	2 vs. Utah (1/11/18)	2 vs. Utah (1/11/18)
FT Att.	2 vs. Utah (1/11/18)	2 vs. Utah (1/11/18)

### KEY NOTES ON ALEC WULFF

- Has played in 31 career games over four seasons, including nine games this season
- Has shot 7-for-14 in his career (50.0%), with all but one of the shot attempts coming from beyond the three-point arc
- Was 1-for-1 in a career-high six minutes off the bench in UCLA's 83-72 win at USC (March 3), nailing a 3-pointer with 7:05 to play in the first half
- Joined the team in the summer of 2014 after having been a standout basketball and volleyball player at Laguna Beach High School (Laguna Beach, Calif.)
- His younger brother, Isaac Wulff, is currently a sophomore on the Bruins' roster

### ALEC WULFF'S 2017-18 GAME-BY-GAME STATISTICS

Opponent	Date	gs	min	Total		3-Pointers		Free throws		Rebounds				pf	a	t/o	blk	stl	pts	avg
				fg-fga	pct	3fg-fga	pct	ft-fa	pct	off	def	tot	avg							
vs Georgia Tech	11/11/17	dnp		-	-	-	-	-	-	-	-	-	-	-	-	-	-	-	-	-
CENTRAL ARKANSAS	11/15/17	dnp		-	-	-	-	-	-	-	-	-	-	-	-	-	-	-	-	-
SOUTH CAROLINA STAT	11/17/17	2	1-1	1.000	1-1	1.000	0-0	.000	0	0	0	0.0	0	1	0	0	0	3	3.0	
vs Creighton	11/20/17	dnp		-	-	-	-	-	-	-	-	-	-	-	-	-	-	-	-	-
vs Wisconsin	11/21/17	dnp		-	-	-	-	-	-	-	-	-	-	-	-	-	-	-	-	-
UC IRVINE	11/26/17	4	0-0	.000	0-0	.000	0-0	.000	0	0	0	0.0	0	0	1	0	0	0	1.5	
CSU BAKERSFIELD	11/29/17	dnp		-	-	-	-	-	-	-	-	-	-	-	-	-	-	-	-	-
DETROIT MERCY	12/03/17	4	0-2	.000	0-1	.000	0-0	.000	0	0	0	0.0	0	0	0	0	0	0	1.0	
at Michigan	12/09/17	1	0-0	.000	0-0	.000	0-0	.000	0	0	0	0.0	0	0	0	0	0	0	0.8	
CINCINNATI	12/16/17	dnp		-	-	-	-	-	-	-	-	-	-	-	-	-	-	-	-	-
SOUTH DAKOTA	12/19/17	dnp		-	-	-	-	-	-	-	-	-	-	-	-	-	-	-	-	-
vs Kentucky	12/23/17	dnp		-	-	-	-	-	-	-	-	-	-	-	-	-	-	-	-	-
WASHINGTON STATE	12/29/17	dnp		-	-	-	-	-	-	-	-	-	-	-	-	-	-	-	-	-
WASHINGTON	12/31/17	1	1-1	1.000	1-1	1.000	0-0	.000	0	0	0	0.0	0	0	0	0	0	3	1.2	
at Stanford	01/04/18	dnp		-	-	-	-	-	-	-	-	-	-	-	-	-	-	-	-	-
at California	01/06/18	2	0-0	.000	0-0	.000	0-0	.000	0	0	0	0.0	0	0	0	0	0	0	1.0	
UTAH	01/11/18	1	0-0	.000	0-0	.000	2-2	1.000	0	0	0	0.0	0	0	0	0	0	2	1.1	
COLORADO	01/13/18	dnp		-	-	-	-	-	-	-	-	-	-	-	-	-	-	-	-	-
at Oregon State	01/18/18	dnp		-	-	-	-	-	-	-	-	-	-	-	-	-	-	-	-	-
at Oregon	01/20/18	dnp		-	-	-	-	-	-	-	-	-	-	-	-	-	-	-	-	-
CALIFORNIA	01/25/18	dnp		-	-	-	-	-	-	-	-	-	-	-	-	-	-	-	-	-
STANFORD	01/27/18	dnp		-	-	-	-	-	-	-	-	-	-	-	-	-	-	-	-	-
USC	02/03/18	dnp		-	-	-	-	-	-	-	-	-	-	-	-	-	-	-	-	-
at Arizona	02/08/18	dnp		-	-	-	-	-	-	-	-	-	-	-	-	-	-	-	-	-
at Arizona State	02/10/18	dnp		-	-	-	-	-	-	-	-	-	-	-	-	-	-	-	-	-
OREGON STATE	02/15/18	dnp		-	-	-	-	-	-	-	-	-	-	-	-	-	-	-	-	-
OREGON	02/17/18	dnp		-	-	-	-	-	-	-	-	-	-	-	-	-	-	-	-	-
at Utah	02/22/18	dnp		-	-	-	-	-	-	-	-	-	-	-	-	-	-	-	-	-
at Colorado	02/25/18	dnp		-	-	-	-	-	-	-	-	-	-	-	-	-	-	-	-	-
at USC	03/03/18	6	1-1	1.000	1-1	1.000	0-0	.000	0	0	0	0.0	1	1	0	0	0	3	1.4	
vs Stanford	03/08/18	3	0-0	.000	0-0	.000	0-0	.000	0	0	0	0.0	0	0	0	0	1	0	1.2	
vs Arizona	03/09/18	dnp		-	-	-	-	-	-	-	-	-	-	-	-	-	-	-	-	-
Totals		0	24	3-5	.600	3-4	.750	2-2	1.000	0	0	0	0.0	1	2	1	0	1	11	1.2

### ALEC WULFF'S CAREER STATISTICS

Season	gp-gs	min/avg	Total		3-Point		F-Throws		Rebounds				Scoring							
			fg-fga	pct	fg-fga	pct	ft-fa	pct	off	def	tot	avg	pf	fo	ast	to	blk	stl	pts	avg
2014-15	4-0	5/1.3	0-1	.000	0-1	.000	0-0	.000	0	0	0	0.0	0	0	1	0	0	1	0	0.0
2015-16	5-0	7/1.4	2-2	1.000	2-2	1.000	0-0	.000	0	0	0	0.0	0	0	1	0	0	0	6	1.2
2016-17	13-0	24/1.8	2-6	.333	2-6	.333	0-0	.000	0	1	1	0.1	2	0	1	0	0	1	6	0.5
2017-18	9-0	24/2.7	3-5	.600	3-4	.750	2-2	1.000	0	0	0	0.0	1	0	2	1	0	1	11	1.2
TOTAL	31-0	60/1.9	7-14	.500	7-13	.538	2-2	1.000	0	1	1	0.0	3	0	5	1	0	3	23	0.7

# UCLA's SEASON/CAREER STATS

## 2017-18 ROSTER

### SEASON STATISTICS

### CAREER STATISTICS

SUMMARY	gp-gs	min/g	fg%	3fg%	ft%	r/g	a/g	stl	blk	pts/g	gp-gs	min/g	fg%	3fg%	ft%	r/g	a/g	stl	blk	pts/g
Holiday, Aaron	32-32	37.6	.463	.433	.826	3.6	5.8	42	8	20.3	100-64	31.7	.451	.423	.794	3.2	4.7	126	22	14.2
Wilkes, Kris	32-32	29.7	.441	.346	.658	5.0	1.7	24	18	13.8	32-32	29.7	.441	.346	.658	5.0	1.7	24	18	13.8
Welsh, Thomas	32-32	33.2	.489	.409	.828	10.7	1.4	22	29	13.0	131-93	24.9	.539	.414	.798	7.8	0.8	55	143	9.5
Hands, Jaylen	30-14	25.3	.407	.375	.744	3.9	2.7	30	4	10.1	30-14	25.3	.407	.375	.744	3.9	2.7	30	4	10.1
Ali, Prince	32-21	22.9	.438	.362	.644	3.1	1.4	25	5	9.0	61-21	17.6	.422	.343	.622	2.1	0.9	36	8	6.6
Goloman, Gyorgy	32-29	24.5	.545	.429	.627	4.3	1.2	19	38	7.3	117-34	14.9	.522	.370	.571	2.7	0.7	60	83	3.8
Olesinski, Alex	32-0	18.0	.516	.364	.721	3.9	0.5	11	15	4.4	55-0	13.4	.462	.333	.698	3.1	0.3	16	15	3.1
Smith, Chris	32-0	13.2	.443	.185	.585	1.9	0.5	8	7	4.1	32-0	13.2	.443	.185	.585	1.9	0.5	8	7	4.1
Wulff, Alec	9-0	2.7	.600	.750	1.000	0.0	0.2	1	0	1.2	31-0	1.9	.500	.538	1.000	0.0	0.2	3	0	0.7
Wulff, Isaac	2-0	1.5	.000	.000	1.000	0.0	0.0	0	0	1.0	7-0	1.9	.400	.000	.750	0.3	0.0	0	0	1.0
Okwarabizie, Ikenna	7-0	4.1	.600	.000	.000	1.3	0.0	1	1	0.9	26-0	2.8	.333	.000	.333	0.8	0.0	2	1	0.3
Dodson, Armani	2-0	1.5	.000	.000	.000	1.0	0.0	0	0	0.0	3-0	1.7	1.000	.000	.000	1.0	0.0	0	0	0.7
Wallace, Joseph	2-0	1.5	.000	.000	.000	0.5	0.0	0	0	0.0	2-0	1.5	.000	.000	.000	0.5	0.0	0	0	0.0

SCORING	fg-fga	fg%	3fg-3fga	3fg%	ft-fta	ft%	pts	pts/g	fg-fga	fg%	3fg-3fga	3fg%	ft-fta	ft%	pts	pts/g
Holiday, Aaron	205-443	.463	84-194	.433	157-190	.826	651	20.3	469-1041	.451	176-416	.423	309-389	.794	1423	14.2
Wilkes, Kris	157-356	.441	53-153	.346	75-114	.658	442	13.8	157-356	.441	53-153	.346	75-114	.658	442	13.8
Welsh, Thomas	161-329	.489	45-110	.409	48-58	.828	415	13.0	531-985	.539	46-111	.414	138-173	.798	1246	9.5
Hands, Jaylen	101-248	.407	42-112	.375	58-78	.744	302	10.1	101-248	.407	42-112	.375	58-78	.744	302	10.1
Ali, Prince	98-224	.438	34-94	.362	58-90	.644	288	9.0	138-327	.422	46-134	.343	79-127	.622	401	6.6
Goloman, Gyorgy	84-154	.545	18-42	.429	47-75	.627	233	7.3	168-322	.522	27-73	.370	76-133	.571	439	3.8
Olesinski, Alex	47-91	.516	16-44	.364	31-43	.721	141	4.4	54-117	.462	17-51	.333	44-63	.698	169	3.1
Smith, Chris	47-106	.443	5-27	.185	31-53	.585	130	4.1	47-106	.443	5-27	.185	31-53	.585	130	4.1
Wulff, Alec	3-5	.600	3-4	.750	2-2	1.000	11	1.2	7-14	.500	7-13	.538	2-2	1.000	23	0.7
Wulff, Isaac	0-3	.000	0-2	.000	2-2	1.000	2	1.0	2-5	.400	0-2	.000	3-4	.750	7	1.0
Okwarabizie, Ikenna	3-5	.600	0-1	.000	0-0	.000	6	0.9	3-9	.333	0-1	.000	2-6	.333	8	0.3
Dodson, Armani	0-0	.000	0-0	.000	0-0	.000	0	0.0	1-1	1.000	0-0	.000	0-0	.000	2	0.7
Wallace, Joseph	0-0	.000	0-0	.000	0-0	.000	0	0.0	0-0	.000	0-0	.000	0-0	.000	0	0.0

TOTALS	o-reb	d-reb	t-reb	pf	fo	ast	to	a/to	o-reb	d-reb	t-reb	pf	fo	ast	to	a/to
Holiday, Aaron	16	100	116	82	1	185	115	1.6	47	268	315	266	10	470	294	1.6
Wilkes, Kris	43	116	159	81	2	53	41	1.3	43	116	159	81	2	53	41	1.3
Welsh, Thomas	85	258	343	78	1	46	31	1.5	309	711	1020	330	12	103	87	1.2
Hands, Jaylen	18	100	118	49	1	80	55	1.5	18	100	118	49	1	80	55	1.5
Ali, Prince	23	77	100	56	1	45	44	1.0	28	103	131	92	1	56	67	0.8
Goloman, Gyorgy	53	85	138	110	6	39	34	1.1	105	212	317	276	9	86	85	1.0
Olesinski, Alex	41	83	124	73	1	15	15	1.0	62	108	170	107	1	19	25	0.8
Smith, Chris	16	45	61	38	0	17	38	0.4	16	45	61	38	0	17	38	0.4
Wulff, Alec	0	0	0	1	0	2	1	2.0	0	1	1	3	0	5	1	5.0
Wulff, Isaac	0	0	0	1	0	0	0	0.0	1	1	2	2	0	0	0	0.0
Okwarabizie, Ikenna	2	7	9	4	0	0	1	0.0	4	16	20	12	0	0	6	0.0
Dodson, Armani	1	1	2	1	0	0	0	0.0	2	1	3	1	0	0	0	0.0
Wallace, Joseph	1	0	1	0	0	0	0	0.0	1	0	1	0	0	0	0	0.0



# 2017-18 PAC-12 STATISTICS

Pac-12 Record: 11-7 Home: 8-1 Away: 3-6

#	Player	gp-gs	min	avg	Total		3-Point		F-Throw		Rebounds				pf	dq	a	to	blk	stl	pts	avg		
					fg-fga	fg%	3fg-fga	3fg%	ft-fa	ft%	off	def	tot	avg										
03	Holiday, Aaron	18-18	687	38.2	118-244	.484	55-107	.514	100-119	.840	11	55	66	3.7	51	1	107	67	6	18	391	21.7		
13	Wilkes, Kris	18-18	553	30.7	93-210	.443	39-100	.390	48-65	.738	19	62	81	4.5	43	1	35	21	7	15	273	15.2		
40	Welsh, Thomas	18-18	600	33.3	87-181	.481	26-72	.361	22-28	.786	43	144	187	10.4	44	1	20	10	12	8	222	12.3		
04	Hands, Jaylen	17-9	442	26.0	51-136	.375	23-64	.359	35-46	.761	12	57	69	4.1	29	1	49	29	2	19	160	9.4		
23	Ali, Prince	18-12	401	22.3	51-125	.408	17-56	.304	33-48	.688	17	46	63	3.5	30	0	22	20	1	10	152	8.4		
14	Goloman, Gyorgy	18-15	441	24.5	46-81	.568	13-26	.500	33-49	.673	30	41	71	3.9	65	3	18	22	27	13	138	7.7		
00	Olesinski, Alex	18-0	316	17.6	23-44	.523	9-21	.429	16-22	.727	21	48	69	3.8	42	1	8	6	9	4	71	3.9		
05	Smith, Chris	18-0	218	12.1	23-50	.460	1-11	.091	10-19	.526	7	26	33	1.8	20	0	9	21	4	5	57	3.2		
21	Wulff, Alec	4-0	10	2.5	2-2	1.000	2-2	1.000	2-2	1.000	0	0	0	0.0	1	0	1	0	0	0	8	2.0		
34	Okwarabizie, Ikenna	2-0	7	3.5	0-0	.000	0-0	.000	0-0	.000	0	2	2	1.0	1	0	0	1	0	0	0	0.0		
Team											23	17	40					4						
Total.....		18	3675		494-1073	.460	185-459	.403	299-398	.751	183	498	681	37.8	326	8	269	201	68	92	1472	81.8		
Opponents.....		18	3675		485-1139	.426	158-457	.346	246-336	.732	200	451	651	36.2	341	-	266	179	52	101	1374	76.3		

## TEAM STATISTICS

	UCLA	OPP
SCORING	1472	1374
Points per game	81.8	76.3
Scoring margin	+5.4	-
FIELD GOALS-ATT	494-1073	485-1139
Field goal pct	.460	.426
3 POINT FG-ATT	185-459	158-457
3-point FG pct	.403	.346
3-pt FG made per game	10.3	8.8
FREE THROWS-ATT	299-398	246-336
Free throw pct	.751	.732
F-Throws made per game	16.6	13.7
REBOUNDS	681	651
Rebounds per game	37.8	36.2
Rebounding margin	+1.7	-
ASSISTS	269	266
Assists per game	14.9	14.8
TURNOVERS	201	179
Turnovers per game	11.2	9.9
Turnover margin	-1.2	-
Assist/turnover ratio	1.3	1.5
STEALS	92	101
Steals per game	5.1	5.6
BLOCKS	68	52
Blocks per game	3.8	2.9
ATTENDANCE	87906	91323
Home games-Avg/Game	9-9767	9-10147
Neutral site-Avg/Game	-	0-0

## Date Opponent

Date	Opponent	Score	Att.
* 12/29/17	WASHINGTON STATE	W 96-82	8089
* 12/31/17	WASHINGTON	W 74-53	7639
* 01/04/18	at Stanford	Lo2 99-107	4497
* 01/06/18	at California	W 107-84	8888
* 01/11/18	UTAH	W 83-64	8739
* 01/13/18	COLORADO	L 59-68	10164
* 01/18/18	at Oregon State	L 63-69	5330
* 01/20/18	at Oregon	L 91-94	12364
* 01/25/18	CALIFORNIA	W 70-57	8028
* 01/27/18	STANFORD	W 89-73	10519
* 02/03/18	USC	W 82-79	12837
* 02/08/18	at Arizona	W 82-74	14644
* 02/10/18	at Arizona State	L 79-88	14025
* 02/15/18	OREGON STATE	W 75-68	8890
* 02/17/18	OREGON	Wot 86-78	13001
* 02/22/18	at Utah	L 78-84	13141
* 02/25/18	at Colorado	L 76-80	8176
* 03/03/18	at USC	W 83-72	10258

\* = Conference game

1 = Pac-12 China Game (Shanghai, China)

2 = Hall of Fame Classic (Kansas City, Mo.)

3 = CBS Sports Classic (New Orleans, La.)

4 = Pac-12 Tournament (Las Vegas, Nev.)

## Score by Periods

	1st	2nd	OT	OT2	Totals
UCLA	700	743	24	5	1472
Opponents	685	660	16	13	1374

# 2017-18 OVERALL STATISTICS

Overall: 21-11 Home: 14-2 Away: 3-7 Neutral: 4-2 Pac-12: 11-7

#	Player	gp-gs	min	avg	Total			3-Point		F-Throw		Rebounds					pts	avg						
					fg-fga	fg%	3fg-fga	3fg%	ft-fa	ft%	off	def	tot	avg	pf	dq			a	to	blk	stl		
03	Holiday, Aaron	32-32	1204	37.6	205-443	.463	84-194	.433	157-190	.826	16	100	116	3.6	82	1	185	115	8	42	651	20.3		
13	Wilkes, Kris	32-32	949	29.7	157-356	.441	53-153	.346	75-114	.658	43	116	159	5.0	81	2	53	41	18	24	442	13.8		
40	Welsh, Thomas	32-32	1064	33.2	161-329	.489	45-110	.409	48-58	.828	85	258	343	10.7	78	1	46	31	29	22	415	13.0		
04	Hands, Jaylen	30-14	758	25.3	101-248	.407	42-112	.375	58-78	.744	18	100	118	3.9	49	1	80	55	4	30	302	10.1		
23	Ali, Prince	32-21	733	22.9	98-224	.438	34-94	.362	58-90	.644	23	77	100	3.1	56	1	45	44	5	25	288	9.0		
14	Goloman, Gyorgy	32-29	783	24.5	84-154	.545	18-42	.429	47-75	.627	53	85	138	4.3	110	6	39	34	38	19	233	7.3		
00	Olesinski, Alex	32-0	576	18.0	47-91	.516	16-44	.364	31-43	.721	41	83	124	3.9	73	1	15	15	15	11	141	4.4		
05	Smith, Chris	32-0	421	13.2	47-106	.443	5-27	.185	31-53	.585	16	45	61	1.9	38	0	17	38	7	8	130	4.1		
21	Wulff, Alec	9-0	24	2.7	3-5	.600	3-4	.750	2-2	1.000	0	0	0	0.0	1	0	2	1	0	1	11	1.2		
10	Wulff, Isaac	2-0	3	1.5	0-3	.000	0-2	.000	2-2	1.000	0	0	0	0.0	1	0	0	0	0	0	2	1.0		
34	Okwarabizie, Ikenna	7-0	29	4.1	3-5	.600	0-1	.000	0-0	.000	2	7	9	1.3	4	0	0	1	1	1	6	0.9		
22	Dodson, Armani	2-0	3	1.5	0-0	.000	0-0	.000	0-0	.000	1	1	2	1.0	1	0	0	0	0	0	0	0.0		
30	Wallace, Joseph	2-0	3	1.5	0-0	.000	0-0	.000	0-0	.000	1	0	1	0.5	0	0	0	0	0	0	0	0.0		
Team											31	39	70											4
Total.....		32	6550		906-1964	.461	300-783	.383	509-705	.722	330	911	1241	38.8	574	13	482	379	125	183	2621	81.9		
Opponents.....		32	6550		868-2045	.424	283-810	.349	423-604	.700	340	823	1163	36.3	617	-	444	345	81	190	2442	76.3		

TEAM STATISTICS	UCLA	OPP	Date	Opponent	Score	Att.			
SCORING	2621	2442	1	11/11/17	vs Georgia Tech	W 63-60 4011			
Points per game	81.9	76.3		11/15/17	CENTRAL ARKANSAS	Wot 106-101 6782			
Scoring margin	+5.6	-		11/17/17	SOUTH CAROLINA STATE	W 96-68 7035			
FIELD GOALS-ATT	906-1964	868-2045	2	11/20/17	vs Creighton	L 89-100 10243			
Field goal pct	.461	.424	2	11/21/17	vs Wisconsin	W 72-70 10160			
3 POINT FG-ATT	300-783	283-810		11/26/17	UC IRVINE	W 87-63 8329			
3-point FG pct	.383	.349		11/29/17	CSU BAKERSFIELD	W 75-66 5973			
3-pt FG made per game	9.4	8.8		12/03/17	DETROIT MERCY	W 106-73 6109			
FREE THROWS-ATT	509-705	423-604		12/09/17	at Michigan	Lot 69-78 12137			
Free throw pct	.722	.700		12/16/17	CINCINNATI	L 63-77 10018			
F-Throws made per game	15.9	13.2		12/19/17	SOUTH DAKOTA	W 85-82 5767			
REBOUNDS	1241	1163	3	12/23/17	vs Kentucky	W 83-75 8119			
Rebounds per game	38.8	36.3	*	12/29/17	WASHINGTON STATE	W 96-82 8089			
Rebounding margin	+2.4	-	*	12/31/17	WASHINGTON	W 74-53 7639			
ASSISTS	482	444	*	01/04/18	at Stanford	Lo2 99-107 4497			
Assists per game	15.1	13.9	*	01/06/18	at California	W 107-84 8888			
TURNOVERS	379	345	*	01/11/18	UTAH	W 83-64 8739			
Turnovers per game	11.8	10.8	*	01/13/18	COLORADO	L 59-68 10164			
Turnover margin	-1.1	-	*	01/18/18	at Oregon State	L 63-69 5330			
Assist/turnover ratio	1.3	1.3	*	01/20/18	at Oregon	L 91-94 12364			
STEALS	183	190	*	01/25/18	CALIFORNIA	W 70-57 8028			
Steals per game	5.7	5.9	*	01/27/18	STANFORD	W 89-73 10519			
BLOCKS	125	81	*	02/03/18	USC	W 82-79 12837			
Blocks per game	3.9	2.5	*	02/08/18	at Arizona	W 82-74 14644			
ATTENDANCE	137919	167771	*	02/10/18	at Arizona State	L 79-88 14025			
Home games-Avg/Game	16-8620	10-10346	*	02/15/18	OREGON STATE	W 75-68 8890			
Neutral site-Avg/Game	-	6-10718	*	02/17/18	OREGON	Wot 86-78 13001			
Score by Periods	1st	2nd	OT	OT2	Totals	*	02/22/18	at Utah	L 78-84 13141
UCLA	1210	1358	48	5	2621	*	02/25/18	at Colorado	L 76-80 8176
Opponents	1173	1201	55	13	2442	*	03/03/18	at USC	W 83-72 10258
						4	03/08/18	vs Stanford	W 88-77 15182
						4	03/09/18	vs Arizona	Lot 67-78 16596

\* = Conference game  
 1 = Pac-12 China Game (Shanghai, China)  
 2 = Hall of Fame Classic (Kansas City, Mo.)  
 3 = CBS Sports Classic (New Orleans, La.)  
 4 = Pac-12 Tournament (Las Vegas, Nev.)