



# UCLA BASKETBALL

UCLA Athletic Communications • J.D. Morgan Center • 325 Westwood Plaza • Los Angeles, CA 90095

Men's Basketball Contact: Alex Timiraos • atimiraos@athletics.ucla.edu • o: (310) 206-0524 • c: (310) 847-9231

## UCLA'S LEADING SCORERS

No.	Player	GP	GS	MPG	RPG	APG	PPG
22	TJ Leaf	25	25	30.8	8.8	2.7	16.7
20	Bryce Alford	25	25	33.0	2.4	2.4	16.2
2	Lonzo Ball	25	25	35.4	6.0	7.6	15.1
10	Isaac Hamilton	25	25	30.4	3.6	2.9	14.5
3	Aaron Holiday	25	0	26.5	3.1	4.5	13.5

## 2016-17 SCHEDULE

### Exhibition Game

Nov. 1	The Master's University	P12N	W	100-58
--------	-------------------------	------	---	--------

### November

Fri. 11	Pacific	P12N	W	119-80
Sun. 13	CSUN	P12N	W	102-87
Thu. 17	San Diego	P12N	W	88-68
Sun. 20	Long Beach State	P12N	W	114-77
Thu. 24	vs. Portland <sup>1</sup>	ESPN2	W	99-77
Fri. 25	vs. Nebraska <sup>1</sup>	ESPN2	W	82-71
Sun. 27	vs. Texas A&M <sup>2</sup>	ESPN	W	74-67
Wed. 30	UC Riverside	P12N	W	98-56

### December

Sat. 3	at (1) Kentucky	CBS	W	97-92
Sat. 10	Michigan	ESPN2	W	102-84
Wed. 14	UC Santa Barbara	P12N	W	102-62
Sat. 17	vs. Ohio State <sup>3</sup>	CBS	W	86-73
Wed. 21	Western Michigan	P12N	W	82-68
Wed. 28	at (21) Oregon*	ESPN2	L	87-89
Fri. 30	at Oregon State*	P12N	W	76-63

### January

Thu. 5	California*	ESPN	W	81-71
Sun. 8	Stanford*	FS1	W	89-75
Thu. 12	at Colorado*	FS1	W	104-89
Sat. 14	at Utah*	P12N	W	83-82
Thu. 19	Arizona State*	FS1	W	102-80
Sat. 21	(14) Arizona*	CBS	L	85-96
Wed. 25	at USC*	FS1	L	76-84

### February

Wed. 1	at Washington State*	P12N	W	95-79
Sat. 4	at Washington*	P12N	W	107-66
Thu. 9	(5) Oregon*	ESPN	W	82-79
Sun. 12	Oregon State*	FS1	2 p.m.	
Sat. 18	USC*	P12N	7 p.m.	
Thu. 23	at Arizona State*	ESPN/2	7 p.m. (MT)	
Sat. 25	at (9) Arizona*	ESPN	6:15 p.m. (MT)	

### March

Wed. 1	Washington*	FS1	8 p.m.	
Sat. 4	Washington State*	ESPNU	6:30 p.m.	
8-11	Pac-12 Tournament*	TBD	TBD	

\* Pac-12 Conference games  
ranking in parenthesis indicates this week's AP top 25 poll

<sup>1</sup> Wooden Legacy (at Cal State Fullerton, Titan Gym)

<sup>2</sup> Wooden Legacy (at Honda Center, Anaheim)

<sup>3</sup> CBS Sports Classic (at T-Mobile Arena, Las Vegas)

<sup>4</sup> Pac-12 Tournament (at T-Mobile Arena, Las Vegas)

## UCLA ON SOCIAL MEDIA

Men's Basketball Twitter: @UCLAMB

Men's Basketball Instagram: @UCLAMB

Men's Basketball Snapchat: UCLAMB

Men's Basketball Facebook: /UCLAMensBasketball

UCLA Athletics Twitter: @UCLAathletics

UCLA Athletics Instagram: @UCLAathletics

UCLA Athletics Facebook: /UCLAathletics

#GoBruins

## Oregon State (4-21, 0-12) at No. 10/9 UCLA (22-3, 9-3)

Sunday, Feb. 12, 2017 – 2 p.m. (PT)

Los Angeles, Calif. (Pauley Pavilion)

### GAME INFORMATION

Venue: Pauley Pavilion (13,800)

Tipoff Time: 2:01 p.m. (PT)

Television: FOX Sports 1 (FS1)

TV Talent: Kevin Burkhardt (play-by-play), Steve Lavin (analyst)

Radio (UCLA Sports Network from IMG College): AM 570

Radio Talent: Josh Lewin (play-by-play), Tracy Murray (analyst)

SIRIUS/XM Radio Channels: Ch. 84/Ch. 84

SIRIUS App. Channel: Ch. 84



vs.



4-21, 0-12

22-3, 9-3

All-Time Series: UCLA leads, 94-37

UCLA has averaged 92.5 points per game, the highest scoring average of any team in the nation.

### SUNDAY'S MATCHUP

UCLA will play four of its final six regular-season games at home, including Sunday's contest in Pauley Pavilion against Oregon State. Game time is 2 p.m. (PT). The Bruins outlasted Oregon State on the road, 76-63, on Dec. 30, 2016, after having lost their first game the season (89-87, at No. 21 Oregon, on Dec. 28). UCLA has compiled a 94-37 all-time record against Oregon State after having dropped a pair of regular-season games to the Beavers last season.

**WHAT TO LOOK FOR:** With a victory over Oregon State on Sunday, UCLA could secure its first regular-season series sweep of the Beavers since winning the lone meeting in 2012-13 (UCLA did not play at OSU that season). Neither team has recorded a multiple-game "sweep" in the series since 2010-11, when UCLA went 2-0.

### LAST TIME OUT

UCLA overcame a 19-point first-half deficit against Oregon on Thursday, using an 18-3 second-half scoring run to secure an 82-79 victory in Pauley Pavilion. Lonzo Ball nailed a deep three-pointer with 32 seconds to play, giving the Bruins an 80-75 advantage, and Aaron Holiday made a pair of late free throws to help UCLA hold off the Ducks in the final moments. Ball (15 points, 11 rebounds) and Aaron Holiday each finished with 15 points in the win.

**CONNECT FOUR:** Last Saturday at Washington, four Bruins scored at least 20 points in the same game for the first time since Dec. 22, 1994, when Tyus Edney had a team-high 28 points in a 137-100 win over George Mason.

**PAC-12 HISTORY:** UCLA's 107 points in the win at Washington (Feb. 4) were the most by a road team in a Pac-12 regulation contest (no overtime) since Jan. 10, 1998, when Arizona won at Washington by a 110-91 margin.

**RARE TERRITORY:** One week ago at Washington State, TJ Leaf became UCLA's first freshman to score at least 30 points since Feb. 27, 2014, when Bryce Alford had 31 in a double-overtime loss to Oregon in Pauley Pavilion.

**32-POINT EFFORT:** TJ Leaf's 32 points at Washington State were the second-most points scored by a freshman in school history. Don MacLean registered 41 points in a win over North Texas on Dec. 30, 1988.

### 30-POINT THREATS

Bryce Alford, Isaac Hamilton and TJ Leaf have each scored at least 32 points this season. UCLA is one of two schools (with Jacksonville) to have at least three players each score 32 points or more this year. All three performances have taken place in Pac-12 play. Alford had a career-high 37 points at Colorado (Jan. 12), Hamilton recorded a season-high 33 points versus Arizona State (Jan. 19) and Leaf's 32-point game took place at Washington State (Feb. 1).

**HIGH ALTITUDE:** Alford's 37 points (Jan. 12) were the most scored in a game by any UCLA player since Feb. 10, 2005, when Dijon Thompson had 39 points in UCLA's 95-76 home victory against Arizona State.

### AWAY FROM PAULEY

UCLA's has picked up Pac-12 "road sweeps" at Colorado and Utah (Jan. 12-14) and at Washington State and Washington (Feb. 1-4). In six seasons that the Pac-12 has included Colorado and Utah, the Rocky Mountain road sweep has been accomplished four times – by UCLA in 2013 and 2017 and by Arizona in 2014 and 2015. Last weekend, the Bruins secured their first sweep of the Washington schools since 2004. TJ Leaf averaged 26.0 points and 12.0 rebounds while shooting 74.2 percent from the field in UCLA's wins at Washington State and Washington.

**ON THE ROAD:** UCLA has compiled a 10-2 record in road and neutral-site games, including a 97-92 win over then No. 1-ranked Kentucky on Dec. 3. UCLA won three games in four days in Orange County (Nov. 24-27) to capture the Wooden Legacy championship, highlighted by a 74-67 title game victory over Texas A&M.

### NO ORDINARY FRESHMEN

Freshmen TJ Leaf (16.7 ppg, 8.8 rpg, 2.7 apg) and Lonzo Ball (15.1 ppg, 6.0 rpg, 7.6 apg) rank among the top 10 in multiple categories in the Pac-12. Leaf, who was named Pac-12 Player of the Week on Dec. 5 and Dec. 19, ranks second in the Pac-12 in field goal percentage (62.6%). Ball is the nation's only player averaging at least 10 points, four rebounds and seven assists per game. Through 12 Pac-12 games, he leads UCLA in scoring (16.7 ppg).

**RECORD WATCH:** Lonzo Ball's total of 189 assists is the highest of any freshman in UCLA history, surpassing Pooh Richardson's mark of 179 assists in 1985-86. Ball currently ranks fourth on the Pac-12's single-season freshman assist list. His 7.6 assist-per-game average is the best single-season average in UCLA basketball history.

### NOTABLE NUMBERS

UCLA has averaged 92.5 points per game, the third-highest average in school history (the 1971-72 team averaged a Pac-12-best 94.6 points per game). UCLA's 21.7 assists per game is the second-highest mark in school history behind the 1973-74 team (22.4 apg), since the assist was regularly recorded by UCLA at the start of the 1973-74 season. UCLA's 5.46 blocks per game is the third-highest average in program history (since 1978-79), while the Bruins' 1.82 assist-turnover ratio is the highest such mark ever recorded at UCLA (since 1978-79).

**3-POINT PROWESS:** UCLA has shot 42.2 percent from three-point distance, a percentage that currently stands as the second highest in school history. The 1988-89 squad made 42.6 percent of its three-point attempts.

## MEDIA INFORMATION

UCLA Athletic Communications  
J.D. Morgan Center, Suite 128  
325 Westwood Plaza, Los Angeles, CA 90095

Men's Basketball Contact	Alex Timiraos
Office Phone	(310) 206-0524
Cell Phone	(310) 847-9231
Fax	(310) 825-8664
E-mail	atimiraos@athletics.ucla.edu
Website	www.uclabruins.com

### Media Availability

Steve Alford's weekly media availability typically takes place on the court in Pauley Pavilion at approximately 2:30 p.m. on Tuesdays (prior to practice). Players are available to the media after Coach Alford speaks. Members of the media are welcome to observe and record the first 15 minutes of practice those days. Media availability is not open to the public.

### Credentials

Admission to the press seating and media room is by credential only. All credential requests should be made through UCLA's credential website at least two days prior to the game. Website address and instructions can be obtained by emailing Alex Timiraos (atimiraos@athletics.ucla.edu). Members of the media covering UCLA should request credentials for road games through Timiraos (via email, or phone at 310-206-0524).

### Credential Pickup

Credentials are available during the week at the Athletic Communications Office. Credentials not claimed prior to game day will be available at Pauley Pavilion's "Will Call" window (Northwest corner of the arena). The media will call window and entrance opens two hours prior to tip-off.

### Media Seating

A press pass enables entrance at Pauley Pavilion's Northwest media gate (across from the intramural field). Press seating is located in the upper level (Section 215) of the arena's south side (opposite team benches). Pauley Pavilion's media workroom is located in the Southeast corner of the building on the event level, adjacent to the Southeast elevator.

### Postgame Procedure

Head coach Steve Alford and selected players will be available to the media in Pauley Pavilion's media room following a 10-minute cooling off period after each game. UCLA's locker room is closed to the media. To access the media room during or after the game, follow the stairwell down to the court and proceed to the southeast corner (elevator access available at the arena's southeast corner). The visiting team's head coach will be available following a 10-minute cooling off period outside the visiting locker room (northwest corner, event level).

## QUICK FACTS

### School Information

Founded	1919
Enrollment	43,239
Nickname	Bruins
Colors	Blue and Gold
Home Arena (capacity)	Pauley Pavilion (13,800)
Affiliation	NCAA Division I
Conference	Pac-12
Chancellor	Gene Block
Director of Athletics	Dan Guerrero
Athletic Dept. Phone	(310) 825-8699
Ticket Office Phone	(310) 825-2101

### Men's Basketball History

First Season	1919-20
All-Time Record	1841-824 (.690)
NCAA Tournament Appearances	47
NCAA Final Four Appearances	18
NCAA Championships	11
Regular-Season Conference Titles	31

### Team Information

2015-16 Record	15-17
2015-16 Pac-12 Record (finish)	6-12 (10th)
2015-16 Home/Road/Neutral	11-6/3-7/1-4
Lettermen Returning/Lost	10/3
Starters Returning/Lost	4/1
2015-16 Final Ranking	not ranked
2016-17 Newcomers	5
Head Coach	Steve Alford (4th year at UCLA)
Alford at UCLA	87-43 (4th season)
Alford Overall	550-278 (26th season)
Assistant Coaches	Duane Broussard (4th year at UCLA) Ed Schilling (4th year at UCLA) David Grace (4th year at UCLA)

## 2016-17 UCLA NUMERICAL ROSTER

No.	Name	Yr.	Pos.	Ht.	Wt.	Hometown (Previous School)
0	Alex Olesinski	So.	F	6-10	200	Roswell, N.M. (La Lumiere School [IN])
2	Lonzo Ball	Fr.	G	6-6	190	Chino Hills, Calif. (Chino Hills HS)
3	Aaron Holiday	So.	G	6-1	185	Chatsworth, Calif. (Campbell Hall HS)
4	Isaac Wulff	Fr.	G	6-3	175	Laguna Beach, Calif. (Laguna Beach HS)
5	Armani Dodson	Fr.	G	6-5	190	Fontana, Calif. (Kaiser HS)
10	Isaac Hamilton	Sr.	G	6-5	195	Los Angeles, Calif. (St. John Bosco HS)
13	Ike Anigbogu	Fr.	F/C	6-10	250	Corona, Calif. (Centennial HS)
14	György "G.G." Golomán	Jr.	F	6-11	215	Körmend, Hungary (The Sagemont School [FL])
15	Jerrold Smith	Sr.	G	6-0	165	Los Angeles, Calif. (St. Bernard's HS)
20	Bryce Alford	Sr.	G	6-3	185	Albuquerque, N.M. (La Cueva HS)
21	Alec Wulff	Jr.	G	6-3	185	Laguna Beach, Calif. (Laguna Beach HS)
22	TJ Leaf	Fr.	F	6-10	225	El Cajon, Calif. (Foothills Christian HS)
23	Prince Ali	So.	G	6-3	190	The Bronx, N.Y. (The Sagemont School [FL])
34	Ikenna Okwarabizie	Jr.	C	6-9	250	Lagos, Nigeria (Tyler Junior College [TX])
40	Thomas Welsh	Jr.	C	7-0	245	Redondo Beach, Calif. (Loyola HS)

## 2016-17 UCLA ALPHABETICAL ROSTER

No.	Name	Yr.	Pos.	Ht.	Wt.	Hometown (Previous School)
20	Bryce Alford	Sr.	G	6-3	185	Albuquerque, N.M. (La Cueva HS)
23	Prince Ali	So.	G	6-3	190	The Bronx, N.Y. (The Sagemont School [FL])
13	Ike Anigbogu	Fr.	F/C	6-10	250	Corona, Calif. (Centennial HS)
2	Lonzo Ball	Fr.	G	6-6	190	Chino Hills, Calif. (Chino Hills HS)
5	Armani Dodson	Fr.	G	6-5	190	Fontana, Calif. (Kaiser HS)
14	György "G.G." Golomán	Jr.	F	6-11	215	Körmend, Hungary (The Sagemont School [FL])
10	Isaac Hamilton	Sr.	G	6-5	195	Los Angeles, Calif. (St. John Bosco HS)
3	Aaron Holiday	So.	G	6-1	185	Chatsworth, Calif. (Campbell Hall HS)
22	TJ Leaf	Fr.	F	6-10	225	El Cajon, Calif. (Foothills Christian HS)
34	Ikenna Okwarabizie	Jr.	C	6-9	250	Lagos, Nigeria (Tyler Junior College [TX])
0	Alex Olesinski	So.	F	6-10	200	Roswell, N.M. (La Lumiere School [IN])
15	Jerrold Smith	Sr.	G	6-0	165	Los Angeles, Calif. (St. Bernard's HS)
40	Thomas Welsh	Jr.	C	7-0	245	Redondo Beach, Calif. (Loyola HS)
21	Alec Wulff	Jr.	G	6-3	185	Laguna Beach, Calif. (Laguna Beach HS)
4	Isaac Wulff	Fr.	G	6-3	175	Laguna Beach, Calif. (Laguna Beach HS)

## COACHING STAFF

Steve Alford	Head Coach (4th season)	Indiana '87
Duane Broussard	Assistant Coach (4th season)	Bradley '93
Ed Schilling	Assistant Coach (4th season)	Miami (Ohio) '88
David Grace	Assistant Coach (4th season)	Park '03

## SUPPORT STAFF

Tyus Edney	Director of Operations	UCLA '97
Doug Erickson	Director of Administration	San Jose State '90
Wes Long	Athletic Performance Coach	Texas '03
Briana Walker	Staff Associate	Florida State '09
Kory Barnett	Director of Player Development/Scouting	Indiana '12
Kory Alford	Video Coordinator	UCLA '15
Shane Besedick	Athletic Trainer	Long Beach State '08
Kenny Simpson	Equipment Manager	N.C. State '07
Veronica Rodriguez-Mora	Academic Advisor	NYU '02
Alex Timiraos	Athletic Communications Contact	Boston College '06

## PRONUNCIATION GUIDE

Alford (ALL-ferd)
Ali (ah-LEE)
Ike Anigbogu (EE-kay ah-nee-BOH-goo)
Broussard (bru-SARD)
G.G. Golomán (G.G. GOH-lo-mun)
Ikenna Okwarabizie (ee-KAY-nuh oak-war-uh-BEE-zee-eh)
Olesinski (oll-eh-SHIN-skee)
Jerrold Smith (JEH-rol-d Smith)
Wulff (WOLF)

**AP Poll**  
(Week 13 - Feb. 6, 2017)

RK	TEAM	RECORD	PTS
1	Gonzaga (59)	24-0	1,619
2	Villanova (6)	22-2	1,565
3	Kansas	20-3	1,446
4	Louisville	19-4	1,411
5	Oregon	21-3	1,263
6	Baylor	20-3	1,255
7	Wisconsin	20-3	1,232
8	North Carolina	21-4	1,145
9	Arizona	21-3	1,136
<b>10</b>	<b>UCLA</b>	<b>21-3</b>	<b>1,115</b>
11	Cincinnati	21-2	876
12	Virginia	17-5	875
13	West Virginia	18-5	861
14	Florida State	20-4	839
15	Kentucky	18-5	741
16	Purdue	19-5	537
17	Florida	18-5	530
18	Duke	18-5	514
19	South Carolina	19-4	493
20	Saint Mary's	21-2	468
21	Maryland	20-3	326
22	Butler	18-5	285
23	Creighton	20-4	207
24	Xavier	17-6	144
25	SMU	20-4	107

Also receiving votes: Wichita State (38), USC (35), Notre Dame (33), Northwestern (11), California (3), Iowa State (3), New Mexico State (3), Monmouth (3), VCU (3), Oklahoma State (1), Vermont (1), Kansas State (1).

**USA Today Coaches Poll**  
(Week 13 - Feb. 6, 2017)

RK	TEAM	RECORD	PTS
1	Gonzaga (28)	24-0	789
2	Villanova (4)	22-2	766
3	Kansas	20-3	685
4	Louisville	19-4	669
5	Wisconsin	20-3	627
6	Oregon	21-3	589
7	North Carolina	21-4	581
8	Baylor	20-3	574
<b>9</b>	<b>UCLA</b>	<b>21-3</b>	<b>562</b>
10	Arizona	21-3	552
11	Cincinnati	21-2	463
12	Kentucky	18-5	443
13	Virginia	17-5	385
14	West Virginia	18-5	349
15	Florida State	20-4	335
16	South Carolina	19-4	285
17	Florida	18-5	283
18	Purdue	19-5	257
19	Duke	18-5	253
20	Saint Mary's	21-2	248
21	Butler	18-5	162
22	Maryland	20-3	159
23	Creighton	20-4	90
24	Notre Dame	17-7	84
25	Xavier	17-6	75

Others receiving votes: SMU (41), USC (33), Northwestern (20), Wichita State (9), New Mexico State (7), Kansas State (7), Iowa State (5), Miami (4), UNC Wilmington (3), Akron (2), Oklahoma State (2), Dayton (1), Middle Tennessee (1).

**HIGH MARKS ...**

Through games played Friday, Feb. 10, UCLA led the nation in scoring (92.5 ppg), assists per game (21.7), total assists (542), assist turnover ratio (1.82) and overall field goal percentage (53.4) and was fourth in three-point percentage (42.2). In addition, UCLA ranked fifth in defensive rebounds per game (29.6) and sixth in three-pointers made per game (10.4). UCLA's 102 points against Michigan (Dec. 10), 87 at Oregon (Dec. 28), 104 at Colorado (Jan. 12) and 107 at Washington (Feb. 4) have been the most scored against those respective programs this season.

**UCLA'S ROTATION, AT A GLANCE**

- **Bryce Alford** ranks No. 11 on UCLA's all-time scoring list (1,769 career points). He scored a career-high 37 points, connecting on nine three-pointers, in UCLA's win at Colorado (Jan. 12). The senior guard has scored in double figures in 21 of 25 games and has registered at least 20 points in six of the Bruins' last 13 contests.
- **Isaac Hamilton** scored a season-high 33 points, connecting on 9 of 14 three-pointers, in UCLA's 102-80 win over Arizona State (Jan. 19). Hamilton had 25 points in the first half in that victory. He has averaged 14.5 points, 3.6 rebounds and 2.9 assists per game. Hamilton is one of three Bruins to have made over 50 three-pointers this year.
- **Lonzo Ball**, a national player of the year candidate, ranks second in the nation in assists per game (7.6). Now averaging 15.1 points and 6.0 rebounds per game, Ball's 189 assists are the most in one season by a UCLA freshman (he surpassed Pooh Richardson's previous record of 179 assists in UCLA's victory on Feb. 1).
- **TJ Leaf** has scored at least 20 points in eight games. He is tied for the fifth in the Pac-12 in scoring (16.7 ppg) and ranks fifth in rebounding (8.8 rpg), through Feb. 9. He scored a season-high 32 points and grabbed 14 rebounds in the win at Washington State (Feb. 1), connecting on 14 of 18 shots. Leaf has totaled a team-leading 11 double-doubles.
- **Thomas Welsh** (10.5 ppg, 8.3 rpg, 1.6 bpg) has made 30 of 32 free throw attempts. He made his first 28 free throw attempts after having ended the 2015-16 campaign with 16 consecutive made free throws. That established a new school record (44 straight), eclipsing Darren Collison's streak of 43 consecutive free throws in 2008-09.
- **Aaron Holiday** has averaged 13.5 points and 4.5 assists, appearing in all 25 games off the bench. Holiday ranks third in the Pac-12 in three-point percentage (44.7%, 42/94) through Feb. 9. His 43.3 career percentage from three-point territory currently ranks fifth on UCLA's all-time list (minimum of 100 three-point attempts).
- **Ike Anigbogu**, (pronounced EE-kay ahn-ee-BOH-goo) a 6-foot-10 forward/center from Corona, Calif., has averaged 4.7 points, 4.1 rebounds and 1.4 blocks in 12.5 minutes per game off the bench. He has scored a season-high nine points in three games and has twice registered a season-high four blocks (shooting 60.6 percent from the field).
- **G.G. Goloman** has averaged 3.5 points and 2.5 rebounds per game, averaging 11.0 minutes off the bench for the Bruins. A 6-foot-10 forward from Körmend, Hungary, Goloman has totaled 19 blocks in 24 games (0.8 bpg). Goloman, who has shot 57.4 percent from the field, scored a career-high 12 points in a win over CSUN (Nov. 13).

**TRIPLE-DOUBLE NOTES**

UCLA has four triple-doubles in its record book, including three since the assist became an official NCAA stat prior to the 1983-84 season. Most recently, Kyle Anderson had a triple-double as a sophomore in Nov. 2013.

PLAYER	DATE	OPPONENT	RESULT	PTS	RBS	AST	BLK
Kyle Anderson	11/22/2013	Morehead State	W, 81-70	13	12	11	3
Toby Bailey	12/18/1995	Stephen F. Austin	W, 109-88	23	10	10	1
Jelani McCoy	12/09/1995	Maryland	W, 73-63	15	10	0	11
Bill Walton	12/08/1973	SMU	W, 77-60	25	16	11	--

- Lonzo Ball was two rebounds shy of a triple-double in his UCLA debut back in November, totaling 19 points, 11 assists and eight rebounds in the team's 119-80 victory against Pacific (Nov. 11) in Pauley Pavilion.
- Ball and TJ Leaf each finished just short of triple-doubles in UCLA's 102-62 win over UC Santa Barbara (Dec. 14) – Leaf had 25 points, 10 rebounds and eight assists, while Ball totaled 13 points, 10 rebounds and seven assists.
- Most recently, Ball recorded 10 points, 12 assists and seven rebounds in the Bruins' 102-80 win over Arizona State (Jan. 19). Leaf had 19 points, nine rebounds and six assists in the win versus Arizona State in Pauley Pavilion.

**LOVELY COMPARISON**

Averaging nearly a double-double through UCLA's first 25 games, TJ Leaf's performance has been nearly as impressive as that of Kevin Love, who was a freshman in 2007-08. Below is a glance at Leaf's statistics in comparison to Love's.

**Through 24 Games, Kevin Love and TJ Leaf**

Player	Games	Min.	MPG	PTS	PPG	REBS	RPG	AST	TO	BLK	STL	FG/A	PCT	3p-FG/A	PCT
Kevin Love	25	726	29.0	433	17.3	276	11.0	45	50	23	17	143/241	.593	15/38	.395
TJ Leaf	25	771	30.8	418	16.7	219	8.8	67	36	26	19	176/281	.626	21/47	.447

**Kevin Love's Final Stats from 2007-08**

Player	Games	Min.	MPG	PTS	PPG	REBS	RPG	AST	TO	BLK	STL	FG/A	PCT	3p-FG/A	PCT
Kevin Love	39	1156	29.6	681	17.5	415	10.6	75	78	56	27	227/406	.559	29/82	.354

**ABOUT OREGON STATE**

Oregon State has gone 4-21 this season, having most recently absorbed a 92-66 loss at USC on Thursday, Feb. 9. With Tres Tinkle injured (having only played in six games), Stephen Thompson Jr. has led the Beavers in scoring, averaging 16.6 points per game. Drew Eubanks ranks seventh in the Pac-12 in rebounding (8.4 rpg). The Beavers are seeking their first victory over a top-10 ranked team since taking down No. 7 Arizona, 58-56, on Jan. 11, 2015. The Beavers' last true road win over a top-25 ranked opponent came on Jan. 5, 1985, as OSU took down No. 15 Washington, 52-45.

**HOME SWEET HOME**

UCLA has gone 12-1 in Pauley Pavilion this season. The Bruins' 11-game home win streak was snapped with a 96-85 loss to No. 14 Arizona. That had been the Bruins' longest home win streak since securing 15 straight wins in 2013-14, Steve Alford's first season in Westwood. UCLA last had an undefeated home record in 2006-07, going 16-0 in Pauley Pavilion. The Bruins have gone 70-13 in Pauley since the arena reopened Nov. 9, 2012, after an 18-month renovation.

**PERSONNEL UPDATE**

Prince Ali and Alex Olesinski have decided to redshirt the 2016-17 season. Ali, a sophomore guard, had surgery to repair a torn meniscus (left knee) on July 15, 2016. Olesinski, a sophomore forward, has been sidelined with a stress reaction in his left foot since the week of Nov. 7-11, 2016. Both Ali and Olesinski resumed practicing with the team in early January. Neither student-athlete has played during the 2016-17 regular season.

## NOTES ON THE EARLY WIN STREAK

UCLA opened its season with 13 consecutive victories, all in non-conference play. The Bruins absorbed their first defeat (89-87) on a last-second three-point shot when they opened Pac-12 play at No. 21 Oregon on Dec. 28. UCLA had not won 13 consecutive games to open a season since 2006-07, when the Bruins won their first 14 straight contests.

**NOT THE FIRST TIME:** UCLA saw its season-opening 14-game win streak end in 2006-07 with a two-point loss at Oregon during the opening weekend of Pac-10 play (Jan. 6, 2007 – Oregon won, 68-66). In addition, the Bruins' 1994-95 team dropped its first (and only game) of the season at Oregon, ending a six-game win streak (Jan. 5, 1995 – Oregon won, 82-72). That season's UCLA team won the NCAA Championship.

**BEST SINCE:** The Bruins' season-opening 13-game win streak marked the program's longest win streak at any point during the season since Feb. and March 2008, when UCLA won 14 consecutive games before losing to Memphis, 78-63, in the Final Four. In fact, the Bruins had not won 10 consecutive games or more since midway through the 2012-13 season (that 10-game streak ran from Dec. 8-Jan. 17).

**RECORD KEEPING:** UCLA has opened a season with at least 13 straight wins 12 times. Nine of those campaigns ended with UCLA winning the national title, and the Bruins finished with undefeated records in four of those years (1946-4, 1967, 1972 and 1973). Since John Wooden retired at the conclusion of the 1974-75 season, UCLA has posted win streaks of 10 games or longer 14 times (including this year's streak).

**13 OR BETTER?** The Bruins have opened with a record of 13-0 or better four times since John Wooden retired after the 1974-75 season. UCLA began the year 13-0 this season and went 14-0 to open the year in 1991-92, 1993-94 and 2006-07. The Bruins opened their season 6-0 in 1994-95. UCLA's 1995 and 2007 teams each advanced to the Final Four, while the 1994 team was upset in the tournament's first round.

## SHARING THE BALL

UCLA totaled 30 assists in its 102-80 win over Arizona State on Thursday, Jan. 19. That marked the Bruins' first game with at least 30 assists since Feb. 23, 1995, when UCLA totaled 32 assists in a 104-88 win over California. The Bruins have also recorded 29 assists in three games this season. Prior to the game against California in 1995, the Bruins also had 32 assists on Nov. 27, 1993 (against Loyola Marymount) and on Feb. 23, 1989 (versus Washington). UCLA totaled 38 assists on Dec. 2, 1990 in the team's 149-98 win over Loyola Marymount.

## THREE-POINT THREAT

Bryce Alford ranks first in school history in single-season 3-pointers made and is second in career three-pointers. He made a school-record 93 treys in 2014-15 (sophomore) and has now made 294 career three-pointers, second-most at UCLA behind Jason Kapono (317, played from 2000-03). Alford has made at least 70 three-pointers in three consecutive seasons, only the second player in school history (along with Kapono), to have accomplished that feat.

### UCLA: Single-Season Three-Point Field Goals Made

Total	Name	Season	Class	Percentage	3p-FG/FGA
93	Bryce Alford	2014-15	SO	.391	93/238
87	Arron Afflalo	2006-07	JR	.375	87/232
87	Jason Kapono	2001-02	JR	.453	87/192

**THAT'S A LONG STREAK:** The Bruins have made at least one 3-point attempt in each of their previous 577 games. The last game UCLA played in which it didn't make a 3-pointer was against Stanford on Feb. 3, 2000.

## POINTS AND ASSISTS

Bryce Alford has become the fifth player in school history, on record, to have scored at least 1,400 career points and registered 400 or more assists. Alford has become the first UCLA player to equal or eclipse those two career totals since Darren Collison, who amassed 1,634 points and 577 assists over four seasons (2006-09).

Player	Seasons	Points	Assists	Games	PPG	APG	FG/FGA	FG Pct.
Toby Bailey	1995-1998	1846	458	129	14.3	3.6	679/1479	.459
Darren Collison	2006-2009	1634	577	142	11.5	4.1	563/1185	.475
Tyus Edney	1992-1995	1515	652	125	12.1	5.2	484/1007	.481
Pooh Richardson	1986-1989	1461	833	122	12.0	6.8	600/1170	.513
Bryce Alford	2014-present	1769	505	130	13.6	3.9	537/1316	.408

\*assists were first officially recorded at UCLA in 1973-74

## PRESEASON PROJECTIONS

UCLA was selected third in the preseason Pac-12 media poll, announced at Pac-12 media day in San Francisco (Oct. 21). Oregon was picked to finish first in this season's preseason poll, collecting 23 of 27 first-place votes. Arizona was selected second and UCLA was third.

**PREDICTIONS:** Members of the media have correctly picked the regular-season winner of the conference 14 times in 24 tries, while the winner has been accurately chosen in 16 of the 27 all-time preseason votes. This marked the first time in the history of the 28-year preseason poll in which Oregon was selected to finish first.

**LAST TIME:** UCLA last won the Pac-12's regular-season crown in 2012-13. The Bruins finished second in 2013-14, the most recent season in which UCLA captured the Pac-12 Tournament Championship (in Las Vegas, Nev.).

## SINGLE-GAME ASSISTS

Earl Watson owns the school's single-game assist record – 16 against Maryland on March 18, 2000 (UCLA won that game, 105-70). Next on the list are Darrick Martin (vs. Pittsburgh, Feb. 2, 1991) and Darren Collison (vs. Arizona, Feb. 17, 2007), who each had 15 assists. The most assists in one game by any UCLA freshman is 13, set by Lonzo Ball in the Bruins' 98-56 win over UC Riverside (Nov. 30). Previously, Pooh Richardson had 12 assists as a freshman (Jan. 11, 1986). The assist became an official NCAA statistic during the 1983-84 season. UCLA has consistently tracked the stat since the 1973-74 season.

## UCLA'S SINGLE-GAME RECORD

Player	Assists	Date
Earl Watson	16	03/18/00
Darren Collison	15	02/17/07
Darrick Martin	15	02/02/91
Pooh Richardson	14	03/17/89
Pooh Richardson	14	12/13/86
Pooh Richardson	14	12/06/86
Roy Hamilton	14	03/05/78
Andre McCarter	14	03/31/75
14 times ^	13	----

^ Lonzo Ball had 13 vs. UC Riverside (11/30/16)

## BRUINS IN THE CLASSROOM

Student-Athlete	Year	Major
Bryce Alford	SR	political science
Prince Ali	SO	undeclared
Ike Anigbogwu	FR	undeclared
Lonzo Ball	FR	undeclared
Armani Dodson	FR	undeclared
Gyorgy "G.G." Goloman	JR	psychology
Isaac Hamilton	SR	history
Aaron Holiday	SO	undeclared
TJ Leaf	FR	undeclared
Ikenna Okwarabizie	JR	sociology
Alex Olesinski	SO	undeclared
Jerrold Smith	SR	political science
Thomas Welsh	JR	economics
Alec Wulff	JR	political science
Isaac Wulff	FR	undeclared

## QUICK HITTERS

UCLA's three seniors – Bryce Alford, Isaac Hamilton and Jerrold Smith – are all on track to graduate in 2017. More recently, UCLA had four seniors earn their undergraduate degrees after the 2014-15 season (Kory Alford, David Brown, Nick Kazemi and Norman Powell) and three student-athletes after the 2012-13 season (Larry Drew II, David Wear and Travis Wear).

\*\*\*

UCLA has scored 100 points in back-to-back games two times this season. In all, the Bruins have reached the 100-point threshold in eight games. Prior to this season, UCLA had not scored 100 or more points in consecutive games since Nov. 24 and 28, 2013, within the first six games of head coach Steve Alford's first season at UCLA. Before the back-to-back 100-plus point games in 2013, the Bruins had not accomplished that feat since Nov. 27 and Dec. 4, 1993. UCLA has not scored 100+ points in three straight games since opening the 1971-72 season with seven consecutive wins with 100 or more points (Dec. 3-29, 1971).

\*\*\*

The Bruins scored a season-low 74 points in the championship game of the Wooden Legacy tournament in Fullerton and Anaheim. The Bruins won that contest, 74-67, over Texas A&M to improve to 7-0. This marks the first season since 1994-95 in which UCLA has scored at least 70 points in each of its first 25 games. The Bruins' 1994-95 team scored at least 71 points in all 33 games. This marks the first season in school history in which UCLA has scored at least 74 points in each of its first 25 games.

\*\*\*

UCLA set the school single-game record for most made three-pointers in one game when the Bruins went 19-for-31 from beyond the arc at Colorado on Jan. 12, defeating the Buffaloes, 104-89. That broke a record that was set in the team's opening game this season (119-80 win over Pacific), when UCLA hit 18 three-pointers. The game at Colorado (19 three-pointers) also marked a new school record for most made threes in a road game (previous high was 17, at Arizona on Jan. 17, 2002). The contest versus Pacific (18 three-pointers) set a Pauley Pavilion single-game record.

\*\*\*

Lonzo Ball has recorded 189 assists during his freshman season, the highest single-season freshman total at UCLA. Pooh Richardson finished with 179 assists as a freshman in 1985-86. Ball's total of 188 assists currently ranks fourth on the Pac-12's single-season freshman assist list. Gary Payton holds that single-season freshman record, having dished 229 assists at Oregon State in 1986-87. Jason Kidd (California) ranks second with 222 assists in 1992-93, while Russell Brown (Arizona) is third on the list with 197 assists in 1978-79.

### UCLA's ALL-TIME SCORING LEADERS

No.	Player	Points	PPG
1.	Don MacLean (1989-92)	2608	20.5
2.	Kareem Abdul-Jabbar (1967-69)	2325	26.4
3.	Jason Kapono (2000-03)	2095	16.5
–	Reggie Miller (1984-87)	2095	17.2
5.	Toby Bailey (1995-98)	1846	14.3
6.	Ed O'Bannon (1992-95)	1815	15.1
7.	J.R. Henderson (1995-98)	1801	14.2
8.	Trevor Wilson (1987-90)	1798	14.3
9.	Tracy Murray (1990-92)	1792	18.3
10.	Charles O'Bannon (1994-97)	1784	13.3
<b>11.</b>	<b>Bryce Alford (2014-present)</b>	<b>1769</b>	<b>13.6</b>
12.	Bill Walton (1972-74)	1767	20.3
13.	Josh Shipp (2005-09)	1730	12.4
14.	David Greenwood (1976-79)	1721	14.8
15.	Gail Goodrich (1963-65)	1691	18.9
16.	Marques Johnson (1974-77)	1659	14.4
17.	Kenny Fields (1981-84)	1638	14.9
18.	Darren Collison (2006-09)	1634	11.7
19.	Shon Tarver (1991-94)	1575	12.8
20.	Arron Afflalo (2005-07)	1540	14.7
21.	Tyus Edney (1992-95)	1515	12.1
22.	Pooh Richardson (1986-89)	1461	12.0
23.	Dijon Thompson (2002-05)	1458	12.5
24.	Earl Watson (1998-01)	1449	11.2
25.	Sidney Wicks (1969-71)	1423	15.8
26.	Walt Hazzard (1962-64)	1401	16.1
27.	Curtis Rowe (1969-71)	1383	15.4
28.	Kiki Vandeweghe (1977-80)	1380	12.2
29.	Norman Powell (2012-15)	1376	9.8
30.	Rod Foster (1980-83)	1365	12.1
31.	Roy Hamilton (1976-79)	1355	12.5
32.	Keith Wilkes (1972-74)	1349	15.0
33.	Kris Johnson (1995-98)	1294	11.6
34.	Henry Bibby (1970-72)	1293	14.4
35.	Dan Gadzuric (1999-02)	1287	10.5
<b>36.</b>	<b>Isaac Hamilton (2015-present)</b>	<b>1282</b>	<b>13.8</b>
37.	Richard Washington (1974-76)	1245	14.3
38.	Willie Naulls (1954-56)	1225	15.5

### UCLA's CAREER 3-POINT FIELD GOALS MADE

No.	Player	Years	3FGM
1.	Jason Kapono	2000-03	317
<b>2.</b>	<b>Bryce Alford</b>	<b>2014-present</b>	<b>294</b>
3.	Arron Afflalo	2005-07	209
	Michael Roll	2006-10	209
5.	Josh Shipp	2005-08	198
6.	Tracy Murray	1990-92	197
<b>7.</b>	<b>Isaac Hamilton</b>	<b>2015-present</b>	<b>172</b>
8.	Toby Bailey	1995-98	171
9.	Darren Collison	2006-09	164
10.	Billy Knight	1998-02	137

### UCLA's CAREER ASSISTS

No.	Player	Years	3FGM
1.	Pooh Richardson	1986-89	833
2.	Tyus Edney	1992-95	652
3.	Darrick Martin	1989-92	636
4.	Earl Watson	1998-01	607
5.	Darren Collison	2006-09	577
6.	Ralph Jackson	1981-84	523
7.	Roy Hamilton	1976-79	512
<b>8.</b>	<b>Bryce Alford</b>	<b>2014-present</b>	<b>505</b>
9.	Toby Bailey	1995-98	458
10.	Cameron Dollar	1994-97	451

### UCLA's CAREER FREE THROW PERCENTAGE

No.	Player	Years	FT-FTA	PCT
1.	Rod Foster	1980-83	309-351	.880
2.	Don MacLean	1989-92	711-827	.860
3.	Darren Collison	2006-09	349-410	.851
4.	Jordan Adams	2013-14	287-342	.839
5.	Reggie Miller	1984-87	488-584	.836
6.	Jason Kapono	2000-03	380-458	.830
7.	Gary Cunningham	1960-62	201-244	.824
<b>8.</b>	<b>Bryce Alford</b>	<b>2014-present</b>	<b>401-487</b>	<b>.823</b>
9.	Henry Bibby	1970-72	275-334	.823
10.	Nikola Dragovic	2007-10	128-156	.821

\* minimum 150 attempts

### UCLA's CAREER FREE THROWS MADE

No.	Player	Years	FTM
1.	Don MacLean	1989-92	711
2.	Reggie Miller	1984-87	488
3.	Tyus Edney	1992-95	450
4.	Lew Alcindor	1967-69	439
5.	J.R. Henderson	1995-98	435
6.	Gail Goodrich	1963-65	416
7.	John Green	1960-62	404
<b>8.</b>	<b>Bryce Alford</b>	<b>2014-present</b>	<b>401</b>
9.	Walt Hazzard	1962-64	385
10.	Trevor Wilson	1987-90	384

### AGAINST TOP-RANKED FOES

Since the start of the 2015-16 season, UCLA has registered four wins over top-10 ranked teams. UCLA won at No. 1 Kentucky (Dec. 3) and versus Oregon (Feb. 9) this season after having downed No. 1 Kentucky and No. 7 Arizona last year.

#### The last time that UCLA ...

Faced a top-10 team:	vs. No. 5 Oregon	W, 82-79	Feb. 9, 2017
Faced a top-10 team at home:	vs. No. 5 Oregon	W, 82-79	Feb. 9, 2017
Faced a top-10 team in a true road game:	at No. 1 Kentucky	W, 97-92	Dec. 3, 2016
Defeated a top-10 team:	vs. No. 5 Oregon	W, 82-79	Feb. 9, 2017
Defeated a top-10 team in a true road game:	at No. 1 Kentucky	W, 97-92	Dec. 3, 2016
Faced a top-10 non-conference team:	at No. 1 Kentucky	W, 97-92	Dec. 3, 2016
Faced a top-10 non-conference team at home:	vs. No. 1 Kentucky	W, 87-77	Dec. 3, 2015
Defeated a top-10 non-conference team:	at No. 1 Kentucky	W, 97-92	Dec. 3, 2016
Defeated a top-10 non-conference team at home:	vs. No. 1 Kentucky	W, 87-77	Dec. 3, 2015
Defeated a top-10 non-conference team (road/neutral):	at No. 1 Kentucky	W, 97-92	Dec. 3, 2016

### AGAINST NUMBER ONE

UCLA has faced the nation's No. 1-ranked team five times since the start of the 2013-14 season. The Bruins defeated No. 1 Kentucky on Dec. 3, 2016, in their first-ever trip to Rupp Arena. Last season, UCLA downed No. 1 Kentucky, 87-77, in Pauley Pavilion on Dec. 3, 2015. Other recent games against No. 1 teams include versus Kentucky in Chicago (Dec. 20, 2014), at home against Arizona (Jan. 9, 2014) and in the NCAA Tournament's Sweet 16 against Florida (March 27, 2014). UCLA has gone 12-22 all-time against the Associated Press' No. 1-ranked team.

The Last Time ...	Date	Result	Score	Opponent	Venue
Played No. 1 team	12/03/2016	W	97-92	Kentucky	Rupp Arena
Defeated No. 1 team	12/03/2016	W	97-92	Kentucky	Rupp Arena
Defeated No. 1 team at home	12/03/2015	W	87-77	Kentucky	Pauley Pavilion
Defeated No. 1 team on road	12/03/2016	W	97-92	Kentucky	Rupp Arena

• This season's win over No. 1 Kentucky (Dec. 3) vaulted the Bruins to No. 2 in the rankings, UCLA's highest spot since Nov. 26, 2007 – when UCLA was tabbed No. 2 in the AP poll and No. 1 in the USA Today Coaches poll. This year's win marked the second consecutive year UCLA defeated Kentucky as the nation's No. 1-ranked team. UCLA downed UK in Pauley Pavilion, 87-77, on Dec. 3, 2015, one year to the day of this season's victory in Rupp Arena.

• In four seasons under Coach Alford, UCLA has played the nation's No. 1 team five times (AP poll). The Bruins have played Kentucky the last three years, with the Wildcats having been ranked No. 1 in both major polls each time. This season's game marked UCLA's first win on the road at the No. 1-ranked team since Feb. 3, 2001 (UCLA def. Stanford, 79-73). UCLA had not played a road game at the No. 1 team since Feb. 13, 2003 (lost at No. 1 Arizona, 106-70).

• UCLA's win at Kentucky on Dec. 3, 2016, marked the program's first victory in a true road game against the nation's top-ranked team since Feb. 3, 2001, when the Bruins defeated Stanford, 79-73, in Maples Pavilion. Since the start of the 1999-2000 season, UCLA has gone 6-8 against the nation's No. 1-ranked team.

### UCLA's CAREER BLOCKS

No.	Player	Years	Blocks
1.	Jelani McCoy	1996-98	188
2.	Dan Gadzuric	1999-02	184
3.	Charles O'Bannon	1994-97	118
4.	Lorenzo Mata-Real	2005-08	117
<b>5.</b>	<b>Thomas Welsh</b>	<b>2015-present</b>	<b>105</b>
6.	Ryan Hollins	2003-06	101
7.	Tyler Honeycutt	2010-11	99
8.	Rodney Zimmerman	1991-94	97
9.	Ed O'Bannon	1992-95	95
10.	Tony Parker	2013-16	94

### UCLA's CAREER GAMES PLAYED

No.	Player	Years	GP
1.	Michael Roll	2006-10	147
2.	Darren Collison	2006-09	142
	Alfred Aboya	2006-09	142
4.	Norman Powell	2012-15	141
5.	Josh Shipp	2005-09	140
6.	Tony Parker	2013-16	136
<b>7.</b>	<b>Bryce Alford</b>	<b>2014-17</b>	<b>130</b>
	Mitchell Butler	1990-93	130
8.	Earl Watson	1998-01	129
	Toby Bailey	1995-98	129
	Darrick Martin	1989-92	129

### CAREER DOUBLE-FIGURE SCORING (at UCLA)

No.	Player	Years	Games
1.	Don MacLean	1989-92 (68 straight)	123
2.	Jason Kapono	2000-03	107
3.	Charles O'Bannon	1994-97	102
4.	Darren Collison	2006-09	97
5.	J.R. Henderson	1995-98	95
6.	Toby Bailey	1995-98	94
7.	Kenny Fields	1981-84	92
8.	Josh Shipp	2005-09	90
	Ed O'Bannon	1992-95	90
	Trevor Wilson	1987-90	90
<b>11.</b>	<b>Bryce Alford</b>	<b>2014-present</b>	<b>89</b>
12.	Reggie Miller	1984-87	89
	David Greenwood	1976-79	89
14.	Lew Alcindor	1967-69 (69 straight)	87
	Tracy Murray	1990-92	87
	Tyus Edney	1992-95	87

### UCLA's SINGLE-SEASON THREE-POINTERS

No.	Player	Season	Blocks
1.	Bryce Alford	2015	93
2.	Arron Afflalo	2007	87
3.	Jason Kapono	2002	87
4.	Jason Kapono	2001	84
5.	Arron Afflalo	2006	83
6.	Jason Kapono	2000	82
<b>7.</b>	<b>Bryce Alford</b>	<b>2017</b>	<b>81</b>
8.	Michael Roll	2010	80
9.	Tracy Murray	1992	78
10.	Bryce Alford	2016	73
	Tracy Murray	1991	73

### PAC-12, CAREER 3-POINT FIELD GOALS MADE

No.	Player	School	Years	3FGM
1.	Tajuan Porter	ORE	2007-10	345
2.	Salim Stoudamire	ARIZ	2002-05	342
3.	Stevin Smith	ASU	1991-94	323
4.	Jason Gardner	ARIZ	2000-03	318
5.	Jason Kapono	UCLA	2000-03	317
6.	Chasson Randle	STAN	2012-15	304
7.	C.J. Wilcox	WASH	2011-14	301
<b>9.</b>	<b>Bryce Alford</b>	<b>UCLA</b>	<b>2014-17</b>	<b>294</b>
9.	Orlando Williams	ORE	1992-95	282
10.	Rihards Kukšiks	ASU	2008-11	280

### PAC-12, FRESHMAN SINGLE-SEASON ASSISTS

No.	Player	School	Years	3FGM
1.	Gary Payton	OSU	1987	229
2.	Jason Kidd	CAL	1993	222
3.	Russell Brown	ARIZ	1979	197
<b>4.</b>	<b>Lonzo Ball</b>	<b>UCLA</b>	<b>2017</b>	<b>189</b>
5.	Pooh Richardson	UCLA	1986	179
6.	Mike Bibby	ARIZ	1997	178
7.	Jahii Carson	ASU	2013	177
8.	Jelani Gardner	CAL	1995	175
	Kenya Wilkins	ORE	1994	175
10.	Jason Gardner	ARIZ	2000	162



## BRUINS IN THE NBA (FEBRUARY 2017)

Player	NBA Team	NBA Season	Years in NBA	Years at UCLA
Arron Afflalo	Sacramento Kings	10th season	2008-2016	2005-2007
Kyle Anderson	San Antonio Spurs	3rd season	2015-2016	2013-2014
Trevor Ariza	Houston Rockets	13th season	2005-2016	2004
Matt Barnes	Sacramento Kings	13th season	2004-2016	1999-2002
Darren Collison	Sacramento Kings	7th season	2010-2016	2006-2009
Jrue Holiday	New Orleans Pelicans	8th season	2010-2016	2009
Zach LaVine	Minnesota Timberwolves	3rd season	2015-2016	2014
Kevon Looney	Golden State Warriors	2nd season	2016-present	2015
Kevin Love	Cleveland Cavaliers	9th season	2009-2016	2008
Luc Richard Mbah a Moute	Los Angeles Clippers	9th season	2009-2016	2006-2008
Shabazz Muhammad	Minnesota Timberwolves	4th season	2014-2016	2013
Norman Powell	Toronto Raptors	2nd season	2016-present	2012-2015
Russell Westbrook	Oklahoma City Thunder	9th season	2009-2016	2007-2008

• Since 1948, UCLA has produced the second-most NBA draft selections (114) ... Kentucky tops that list with 121 draft picks. Trailing Kentucky and UCLA on the all-time list are North Carolina (110) and Duke (86) ... with 13 former players on NBA rosters, UCLA leads all Pac-12 programs in that category and ranks fifth, nationally ... last season, 16 Bruins competed in the NBA, including five players from UCLA's 2013-14 squad.

• Former UCLA standout Russell Westbrook earned MVP honors at the 2016 NBA All-Star Game (Feb. 14) for the second straight season ... Westbrook has been selected to compete in his sixth career All-Star Game this season, while Kevin Love will be making his fourth career appearance ... both Westbrook and Love are in their ninth NBA seasons.

• Former UCLA guards stole the show at both NBA All-Star Weekends in 2015 (New York) and 2016 (Toronto) ... during each All-Star Weekend, Zach LaVine won the annual Slam Dunk Contest one night before Westbrook captured NBA All-Star Game Most Valuable Player (MVP) accolades.

• Seven UCLA players under head coach Steve Alford have advanced to the NBA. Four of those Bruins were first-round NBA draft picks (Zach LaVine, Jordan Adams, Kyle Anderson and Kevon Looney). In addition, Norman Powell was a second-round pick in 2015, while Travis Wear and David Wear joined NBA teams as undrafted free agents.

## UCLA AND THE NBA

Matt Barnes entered the 2016-17 NBA season as the most veteran former UCLA player in the league (now in his 14th season). A second-round pick (No. 46 overall) by the Memphis Grizzlies in 2002, Barnes didn't make his NBA debut until Jan. 19, 2004, for the Los Angeles Clippers. He entered this season having played in 855 career NBA contests. UCLA's second-most veteran current NBA player is Trevor Ariza, who spent the 2003-04 campaign in Westwood as a freshman. Ariza enters 13th season in the league, his third consecutive year with the Houston Rockets.

## MO OSTIN BASKETBALL CENTER

Construction has begun on the men's and women's basketball programs' new on-campus training and performance facility, known going forward as the Mo Ostin Basketball Center. Named after legendary music industry executive and philanthropist Morris "Mo" Ostin, who generously committed \$10 million to the project, the comprehensive, state-of-the-art facility will be located near Pauley Pavilion at the south end of the Los Angeles Tennis Center.

The Bruins' new training and performance center is expected to be completed in the fall of 2017. Designed by award-winning architectural design firm Kevin Daly Architects in partnership with globally acclaimed high-performance design firm AECOM, the Mo Ostin Basketball Center will include locker rooms, athletic training areas, a strength and conditioning facility, coaches' offices, team meeting rooms, equipment rooms and video rooms among its various amenities. In addition, the facility will incorporate several elements paying homage to the rich history of UCLA Basketball.

The project and its corresponding campaign to raise private funds is part of a \$4.2 billion campus-wide UCLA Centennial Campaign (announced on May 15, 2014). The UCLA Athletic Department aims to surpass its \$260 million goal by 2019. The Mo Ostin Basketball Center directly addresses the Department's primary Centennial Campaign objective: to create a financially sustainable future to build upon UCLA's standing as the premier intercollegiate athletics program in the nation.

## UCLA'S GAME-BY-GAME TEAM STATS

Opponent	Date	Score	W/L	FG-FGA	PCT	3FG-FGA	PCT	FT-FTA	PCT	OR	DR	REB
Pacific	11/11/16	119-80	W	42-69	.609	18-30	.600	17-24	.708	11	32	43
CSUN	11/13/16	102-87	W	33-67	.493	5-16	.313	31-39	.795	14	30	44
San Diego	11/17/16	88-68	W	32-61	.525	5-22	.227	19-22	.864	7	36	43
Long Beach State	11/20/16	114-77	W	46-71	.648	12-20	.600	10-11	.909	5	27	32
vs. Portland	11/24/16	99-77	W	36-66	.545	14-29	.483	13-18	.722	5	35	40
vs. Nebraska	11/25/16	82-71	W	32-62	.516	9-23	.391	9-12	.750	7	35	42
vs. Texas A&M	11/27/16	74-67	W	28-59	.475	12-26	.462	6-13	.462	11	31	42
UC Riverside	11/30/16	98-56	W	37-62	.597	13-27	.481	11-16	.688	7	39	46
at Kentucky	12/03/16	97-92	W	35-66	.530	10-23	.435	17-21	.810	11	30	41
Michigan	12/10/16	102-84	W	39-58	.672	15-24	.625	9-18	.500	9	21	30
UC Santa Barbara	12/14/16	102-62	W	39-71	.549	11-34	.324	13-16	.813	8	38	46
vs. Ohio State	12/17/16	86-73	W	31-64	.484	10-31	.323	14-19	.737	12	29	41
Western Michigan	12/21/16	82-68	W	33-66	.500	6-22	.273	10-16	.625	13	26	39
at Oregon	12/28/16	87-89	L	34-64	.531	11-25	.440	8-12	.667	11	24	35
at Oregon State	12/30/16	76-63	W	26-59	.441	9-25	.360	15-23	.652	13	23	36
California	01/05/17	81-71	W	27-62	.435	7-19	.368	20-23	.870	7	30	37
Stanford	01/08/17	89-75	W	31-62	.500	11-20	.550	16-25	.640	12	31	43
at Colorado	01/12/17	104-89	W	35-62	.565	19-31	.613	15-16	.938	5	23	28
at Utah	01/14/17	83-82	W	33-68	.485	9-29	.310	8-13	.615	10	24	34
Arizona State	01/19/17	102-80	W	35-58	.603	16-27	.593	16-24	.667	3	40	43
Arizona	01/21/17	85-96	L	32-71	.451	10-31	.323	11-14	.786	10	23	33
at USC	01/25/17	76-84	L	30-62	.484	6-20	.300	10-15	.667	10	27	37
at Washington State	02/01/17	95-79	W	38-66	.576	3-16	.188	16-19	.842	9	25	34
at Washington	02/04/17	107-66	W	43-71	.606	11-24	.458	10-12	.833	10	31	41
Oregon	02/09/17	82-79	W	32-63	.508	9-24	.375	9-13	.692	12	31	43



Josh Lewin and Tracy Murray

## UCLA BASKETBALL ON THE AIR

For the ninth straight season, UCLA men's basketball games is being produced by the UCLA Sports Network from IMG, with AM 570 Fox Sports LA in Los Angeles serving as the flagship station for the network. This is the 20th year of UCLA's partnership with AM 570 Fox Sports LA owner Clear Channel. Other stations on the UCLA Sports Network from IMG include AM 1150 KEIB in Los Angeles, as well as KXEX (1550 AM) in Fresno and KSLK (96.1 FM) in Visalia.

In 2016-17, all 31 regular-season basketball games will be televised live. The Bruins have at least 10 games broadcast by the ESPN family of networks. Six games are being televised by FOX Sports, and 12 are being carried by Pac-12 Networks. CBS televised UCLA's game against Ohio State (Dec. 17) in Las Vegas and the Bruins' home game against Arizona (Jan. 21).

UCLA hired Josh Lewin as its new play-by-play voice in June 2016. He took over for Bill Roth, who was named to the position in April 2015. In addition to calling UCLA men's basketball and football games, Lewin recently completed his 12th season as the voice of the San Diego Chargers. The 2017 season will mark his sixth year handling play-by-play duties for the New York Mets.

Lewin brings to Westwood over two decades of experience calling NFL, MLB, NHL and NCAA football and basketball contests. From 2002-2010, he was the television play-by-play broadcaster for the Texas Rangers and was a part of Fox's Saturday national baseball coverage including serving as the "dugout reporter" for the American League Championship Series and National League Championship Series.

Joining Lewin at his broadcast position is Tracy Murray, who is midway through his eighth season as an analyst. Murray, who played at UCLA from 1990-92 before enjoying a 12-year NBA career, spent the 2015-16 season as a shooting coach for the Los Angeles Lakers. He served as a radio analyst with UCLA from the 2007-08 season through the Bruins' 2014-15 campaign, working alongside Chris Roberts.

One of the most decorated players in UCLA basketball history, Murray currently ranks ninth on the program's all-time scoring list, having recorded 1,792 points in 98 career games. A three-year standout for the Bruins, Murray averaged 18.3 points and 6.4 rebounds per game while helping lead UCLA to three straight appearances in the NCAA Tournament – including a Sweet 16 trip in 1990 and an Elite Eight trip in 1992.

Murray, who starred at Glendora High School (Glendora, Calif.), was selected in the first round of the 1992 NBA Draft by the San Antonio Spurs following his junior season with the Bruins (1991-92).

Fans around the nation can also follow select UCLA games on SIRIUS and XM Satellite Radio. Broadcasts can be heard online by visiting [www.uclabruins.com](http://www.uclabruins.com).

## LISTEN WITH "TUNE IN"

UCLA men's basketball games can be heard at AM 570 or via the TuneIn Radio app, available free of charge by visiting [www.tunein.com](http://www.tunein.com).

The TuneIn Radio app allows fans to listen to the world's sports, news, talk and music online and through mobile devices.

## UCLA vs. RANKED TEAMS (AP poll)

Games spanning 12 seasons				Opp	UCLA
Date	Team	Score	Rank	Rank	
02/09/17	Oregon	W 82-79	5	10	
01/21/17	Arizona	L 85-96	14	3	
12/28/16	Oregon	L 87-89	21	2	
12/03/16	Kentucky	W 97-92	1	11	
03/02/16	Oregon	L 68-76	9	---	
02/12/16	Arizona	L 75-81	17	---	
01/07/16	Arizona	W 87-84	7	---	
12/19/15	North Carolina	L 76-89	11	22	
12/12/15	Gonzaga	W 71-66	20	---	
12/03/15	Kentucky	W 87-77	1	---	
11/24/15	Kansas	L 73-92	5	---	
03/27/15	Gonzaga	L 62-74	7	---	
03/19/15	SMU	W 60-59	20	---	
03/13/15	Arizona	L 64-70	5	---	
02/21/15	Arizona	L 47-57	7	---	
01/29/15	Utah	W 69-59	11	---	
01/04/15	Utah	L 39-71	10	---	
12/20/14	Kentucky	L 44-83	1	---	
12/13/14	Gonzaga	L 74-87	9	---	
11/27/14	North Carolina	L 56-78	5	22	
03/27/14	Florida	L 68-79	1	20	
03/15/14	Arizona	W 75-71	4	---	
01/16/14	Colorado	W 69-56	21	25	
01/09/14	Arizona	L 75-79	1	---	
12/19/13	Duke	L 63-80	8	---	
03/15/13	Arizona	W 66-64	18	24	
03/02/13	Arizona	W 74-69	11	---	
01/24/13	Arizona	W 84-73	6	---	
01/19/13	Oregon	L 67-76	21	24	
12/28/12	Missouri	W 97-94 (OT)	7	---	
12/01/12	San Diego State	L 69-78	23	24	
11/23/11	Michigan	L 63-79	15	---	
11/22/11	Kansas	L 56-72	14	---	
03/19/11	Florida	L 65-73	15	---	
02/26/11	Arizona	W 71-49	10	---	
12/18/10	BYU	W 86-79	16	---	
12/02/10	Kansas	L 76-77	4	---	
11/24/10	Villanova	L 70-82	7	---	
12/06/09	Kansas	L 61-73	1	---	
11/27/09	Butler	L 67-69	12	---	
03/21/09	Villanova	L 69-89	11	18	
02/19/09	Washington	W 85-76	22	20	
02/12/09	Arizona State	L 67-74	18	11	
01/17/09	Arizona State	L 58-61 (OT)	16	9	
12/04/08	Texas	L 64-68	8	12	
04/05/08	Memphis	L 63-78	2	3	
03/29/08	Xavier	W 76-57	12	3	
03/15/08	Stanford	W 67-64	11	3	
03/06/08	Stanford	W 77-67 (OT)	7	3	
02/07/08	Washington St.	W 67-59	17	5	
01/12/08	Washington St.	W 81-74	4	5	
01/03/08	Stanford	W 76-67	20	5	
12/02/07	Texas	L 61-63	8	2	
11/20/07	Michigan State	W 68-63	10	2	
03/31/07	Florida	L 66-76	3	7	
03/24/07	Kansas	W 68-55	2	7	
03/22/07	Pittsburgh	W 64-55	10	7	
03/01/07	Washington St.	W 53-45	13	2	
02/17/07	Arizona	W 81-66	19	5	
02/07/07	USC	W 70-65	19	2	
02/01/07	Oregon	W 69-57	9	5	
01/20/07	Arizona	W 73-69	11	3	
01/06/07	Oregon	L 66-68	16	1	
12/31/06	Washington	W 96-74	13	1	
12/09/06	Texas A&M	W 65-62	6	1	
11/22/06	Georgia Tech	W 88-73	19	5	
11/21/06	Kentucky	W 73-68	20	5	
04/03/06	Florida	L 57-73	10	7	
04/01/06	LSU	W 59-45	19	7	
03/25/06	Memphis	W 50-45	4	7	
03/23/06	Gonzaga	W 73-71	5	7	
02/11/06	Washington	L 67-70	21	13	
01/21/06	West Virginia	L 56-60	12	18	
01/14/06	Washington	L 65-69	13	11	
01/05/06	Arizona	W 85-79	21	17	
12/10/05	Nevada	W 67-56	17	16	
11/23/05	Memphis	L 80-88	11	16	

Through this season and last, the Bruins have gone 5-6 against teams ranked in that week's AP top 25 poll. This list also includes all postseason games versus ranked opponents. UCLA's seven regular-season games against top 25 ranked teams in 2015-16 marked the highest such total since 2007-08 (which was also six).

## UCLA TO PLAY IN CHINA

The Bruins will open their 2017-18 season in Shanghai, China, facing Georgia Tech in the Pac-12 China Game (as announced Nov. 11, 2016). Earlier this season, Stanford opened its campaign with an 80-70 victory over Harvard in the season-opening contest as part of the 2016 Pac-12 China Game. UCLA's game will be played in Shanghai's Mercedes-Benz Arena. Game date and time have not been finalized. This will mark UCLA's second trip to China in nearly five years, as the Bruins traveled to Beijing and Shanghai as part of a six-day Pac-12 goodwill tour from Aug. 23-29, 2012.

## EXPERIENCED TRAVELERS

Over the course of the last four years, the UCLA basketball program has accrued plenty of mileage. Destinations away from the West Coast have included foreign trips to China (Aug. 2012) and Australia (Aug. 2016), the Battle 4 Atlantis tournament in the Bahamas (Nov. 2014), last season's Maui Invitational in Lahaina (Nov. 2015), three trips to New York City (2012, 2013 and 2015), a trip to Chicago (Nov. 2014) and postseason games in Austin, Texas (March 2013), San Diego (March 2014), Memphis, Tenn. (March 2014), Louisville, Ky. (March 2015) and Houston, Texas (March 2015).

## BRUINS DOWN UNDER

UCLA spent 10 full days in Australia in August 2016, going 2-1 in three preseason games (NCAA rules allow college programs to take a foreign trip once every four years). The Bruins spent four days in Sydney, three in Melbourne and three in Gold Coast before returning to Los Angeles the morning of Aug. 31. UCLA cruised past Sydney University, 123-76, in its first game. The Bruins followed with two games against professional teams in Australia's National Basketball League (NBL), losing to the Melbourne United (89-84) and defeating the Brisbane Bullets (94-91).

**OVERSEAS HIGHLIGHTS:** Among several off-the-court highlights for UCLA while in Australia included a tour of the Sydney Opera House, hiking to the top of the Sydney Harbour Bridge, a one-hour bike tour in Melbourne and a group surfing lesson in Surfer's Paradise, located in Gold Coast (nearly one hour south of Brisbane).

## MCDONALD'S ALL-AMERICANS

Incoming UCLA freshmen Jaylen Hands and Kris Wilkes will be the 42nd and 43rd UCLA players to compete in the annual McDonald's All-American Game (only Duke and Kentucky have enrolled more McDonald's All-Americans). Last year, Lonzo Ball tied the single-game record with 13 assists in the All-American Game, joining TJ Leaf to lift the West team past the East, 114-107. Four players on UCLA's current roster have competed in the McDonald's All-American Game – freshmen Ball and Leaf in 2016, junior Thomas Welsh in 2014 and senior Isaac Hamilton in 2013.

## UCLA SIGNS FIVE HIGH SCHOOL STANDOUTS FOR 2017

*Bruins recruiting class currently ranked No. 2 by ESPN.com, Scout.com and Rivals.com*

UCLA signed five high school seniors – Li'Angelo Ball, Jaylen Hands, Jalen Hill, Cody Riley and Kris Wilkes – to National Letters of Intent during the early signing period. These five players will enroll at UCLA in 2017 and be freshmen in 2017-18. Hands and Wilkes have been named McDonald's All-Americans and will compete in the 2017 McDonald's All-American Game in Chicago (United Center) on March 29.

### LI'ANGELO BALL

A 6-foot-6, 240-pound guard at Chino Hills High School (Chino Hills, Calif.), Li'Angelo Ball averaged a team-leading 27.4 points per game as a junior (2015-16) ... he played alongside his older brother, Lonzo Ball (currently a freshman at UCLA), during his first three years of high school ... helped Chino Hills post a perfect 35-0 record during his junior season, culminating in the 2016 CIF State Open Division Championship ... Chino Hills defeated De La Salle (Concord, Calif.), 70-50, in the title game ... his Chino Hills team in 2015-16 scored at least 100 points in 18 games ... as a junior (2015-16), was named to the Los Angeles Times' All-Star boys basketball team ... as a sophomore (2014-15), helped guide Chino Hills to the CIF Division I state title game.

### JAYLEN HANDS

A 6-foot-3, 170-pound guard at Foothills Christian High School (El Cajon, Calif.), Jaylen Hands has been ranked the No. 26 player in his high school class by Rivals.com ... he was also rated No. 27 by Scout.com and No. 31 by ESPN.com ... spent his first two seasons of high school at Mater Dei Catholic High School (Chula Vista, Calif.) ... was named the Most Valuable Player of the 2016 adidas Nations tournament last summer, leading his team to the tournament title with an 18-point performance in a game nationally televised by ESPNU ... as a sophomore (2014-15), secured San Diego Metro League Player of the Year honors ... also was named a first-team CIF All-San Diego Section honoree, a first-team CIF All-State selection and a first-team All-Trinity League selection ... as a freshman in 2013-14, earned second-team All-Trinity League acclaim in leading his high school team to the CIF San Diego Section title ... led Mater Dei Catholic to back-to-back Trinity League championships.

### JALEN HILL

A 6-foot-8 forward from Corona, Calif., Jalen Hill has been ranked the No. 50 player in his high school class, nationally, by ESPN.com ... also has been listed as the No. 61 player by Rivals.com and the No. 87 player by Scout.com ... plays at Centennial High School in Corona (during his previous two

seasons, Hill played alongside current UCLA freshman Ike Anigbogwu) ... as a junior (2015-16), Hill averaged 13.3 points and 8.8 rebounds per game ... as a sophomore (2014-15), he led Centennial to a 26-6 record and the CIF Southern Section Regional title ... posted season averages of 6.5 ppg, 5.8 rpg and 1.3 bpg ... as a freshman (2013-14), Hill helped Centennial to a 29-4 record, including the Big VIII League title and a runner-up finish in the CIF Southern Section Division I playoffs ... while competing for USA Basketball, helped lead Team USA to the 2015 FIBA Americas U-16 Championship.

### CODY RILEY

A 6-foot-8 forward from Chatsworth, Calif., Cody Riley is currently a senior at Sierra Canyon High School ... he has been ranked as high as No. 30, nationally, in his high school class by Scout.com ... also has been listed No. 34 by Rivals.com and No. 45 by ESPN.com ... has twice earned first-team All-Area honors from Los Angeles Daily News (2015, 2016), in addition to securing third-team All-State acclaim from Cal-Hi Sports ... during his junior season, Sierra Canyon lost in the CIF Southern Section Open Division final to eventual state champion Chino Hills High School ... has been a three-time CIF Southern Section Division V John Wooden Award winner (high school player of the year) ... in his first three high school seasons, guided his teams to a perfect 30-0 mark in league games ... as a junior (2015-16), averaged 12.5 points, 7.9 rebounds and 1.8 blocks per game at Sierra Canyon High School ... led Sierra Canyon to a 26-5 overall record and a 10-0 mark in league play during his junior campaign ... as a sophomore (2014-15), registered 15.6 points and 9.4 rebounds per game, leading his high school program to a 26-4 overall record and a 10-0 mark in league games ... as a freshman (2013-14), logged 14.5 ppg and 7.7 rpg.

### KRIS WILKES

A 6-foot-8 guard from Indianapolis, Ind., Kris Wilkes has been ranked by Scout.com as the nation's No. 4 power forward in his high school class ... Wilkes has also been tabbed as the No. 1 player in the state of Indiana this year by the Indianapolis Star ... he was listed as one of six Indy Star Indiana Junior All-Stars in March 2016, as selected through votes from the Indiana Basketball Coaches Association ... averaged 22.6 points and 5.6 rebounds per game at North Central High School during his junior season (2015-16) ... in addition, Wilkes has been ranked No. 14, nationally, in his high school class by ESPN.com and No. 18 by both Scout.com and Rivals.com.

## UCLA's Current Players, All-Time Stats vs. Oregon State

### Bryce Alford

Date	Site	MIN	FG-A	3p-A	FT-A	REB	PF	AST	TO	PTS
02-02-14	A	25	3-6	3-5	0-0	1	1	2	2	9
03-02-14	H	22	1-5	0-2	4-4	0	2	4	0	6
01-22-15	A	39	5-15	4-13	4-5	2	2	6	3	18
02-11-15	H	36	6-10	5-9	5-6	2	2	3	2	22
01-20-16	A	37	5-15	1-6	8-10	6	1	5	2	19
03-05-16	H	35	5-12	2-9	6-8	4	0	5	0	18
12-30-16	A	33	4-8	2-5	2-3	2	2	2	4	12
<b>Totals</b>		<b>227</b>	<b>29-71</b>	<b>17-49</b>	<b>29-36</b>	<b>17</b>	<b>8</b>	<b>27</b>	<b>13</b>	<b>104</b>
<b>Averages</b>		<b>31.8</b>	<b>.408</b>	<b>.347</b>	<b>.806</b>	<b>2.4</b>		<b>3.9</b>		<b>14.9</b>

### Prince Ali

Date	Site	MIN	FG-A	3p-A	FT-A	REB	PF	AST	TO	PTS
01-20-16	A	9	1-2	0-1	0-0	1	1	0	2	2
<b>Totals</b>		<b>9</b>	<b>1-2</b>	<b>0-1</b>	<b>0-0</b>	<b>1</b>	<b>1</b>	<b>0</b>	<b>2</b>	<b>2</b>

### Ike Anigbogu

Date	Site	MIN	FG-A	3p-A	FT-A	REB	PF	AST	TO	PTS
12-30-16	A	15	2-3	0-0	0-0	3	3	0	0	4
<b>Totals</b>		<b>15</b>	<b>2-3</b>	<b>0-0</b>	<b>0-0</b>	<b>3</b>	<b>3</b>	<b>0</b>	<b>0</b>	<b>4</b>

### Lonzo Ball

Date	Site	MIN	FG-A	3p-A	FT-A	REB	PF	AST	TO	PTS
12-30-16	A	38	7-14	4-8	5-8	6	1	7	2	23
<b>Totals</b>		<b>38</b>	<b>7-14</b>	<b>4-8</b>	<b>5-8</b>	<b>6</b>	<b>1</b>	<b>7</b>	<b>2</b>	<b>23</b>

### G.G. Goloman

Date	Site	MIN	FG-A	3p-A	FT-A	REB	PF	AST	TO	PTS
01-22-15	A	19	3-3	0-0	0-0	0	2	0	0	6
02-11-15	H	5	0-0	0-0	0-0	2	3	0	0	0
01-20-16	A	17	1-3	0-1	1-2	3	5	0	1	3
03-05-16	H	6	0-2	0-0	0-0	3	2	0	1	0
12-30-16	A	4	0-1	0-0	0-0	0	0	0	0	0
<b>Totals</b>		<b>51</b>	<b>4-9</b>	<b>0-1</b>	<b>1-2</b>	<b>8</b>	<b>12</b>	<b>0</b>	<b>3</b>	<b>9</b>
<b>Averages</b>		<b>10.2</b>	<b>.444</b>	<b>.000</b>	<b>.500</b>	<b>1.6</b>				<b>1.8</b>

### Isaac Hamilton

Date	Site	MIN	FG-A	3p-A	FT-A	REB	PF	AST	TO	PTS
01-22-15	A	34	0-10	0-5	0-0	3	3	0	0	0
02-11-15	H	39	4-8	3-5	5-6	3	3	9	2	16
01-20-16	A	30	10-14	3-6	2-3	2	3	2	4	25
03-05-16	H	39	7-23	3-13	4-4	6	4	4	2	21
12-30-16	A	28	0-10	0-5	0-0	3	2	4	2	0
<b>Totals</b>		<b>170</b>	<b>21-65</b>	<b>9-34</b>	<b>11-13</b>	<b>17</b>	<b>15</b>	<b>15</b>	<b>10</b>	<b>62</b>
<b>Averages</b>		<b>34.0</b>	<b>.323</b>	<b>.265</b>	<b>.846</b>	<b>3.4</b>		<b>3.0</b>		<b>12.4</b>

### Aaron Holiday

Date	Site	MIN	FG-A	3p-A	FT-A	REB	PF	AST	TO	PTS
01-20-16	A	31	5-8	1-3	1-1	2	5	4	2	12
03-05-16	H	28	3-8	3-6	5-8	4	4	6	2	14
12-30-16	A	27	3-8	2-3	2-3	4	4	4	5	10
<b>Totals</b>		<b>86</b>	<b>11-24</b>	<b>6-12</b>	<b>8-12</b>	<b>10</b>	<b>13</b>	<b>14</b>	<b>9</b>	<b>36</b>
<b>Averages</b>		<b>28.7</b>	<b>.458</b>	<b>.500</b>	<b>.667</b>	<b>3.3</b>		<b>4.7</b>		<b>13.0</b>

### TJ Leaf

Date	Site	MIN	FG-A	3p-A	FT-A	REB	PF	AST	TO	PTS
12-30-16	A	34	9-13	0-1	3-4	10	1	2	0	21
<b>Totals</b>		<b>34</b>	<b>9-13</b>	<b>0-1</b>	<b>3-4</b>	<b>10</b>	<b>1</b>	<b>2</b>	<b>0</b>	<b>21</b>

### Alex Olesinski

Date	Site	MIN	FG-A	3p-A	FT-A	REB	PF	AST	TO	PTS
01-20-16	A	0+	0-0	0-0	0-0	0	1	0	0	0
<b>Totals</b>		<b>0+</b>	<b>0-0</b>	<b>0-0</b>	<b>0-0</b>	<b>0</b>	<b>1</b>	<b>0</b>	<b>0</b>	<b>0</b>

### Jerrold Smith

Date	Site	MIN	FG-A	3p-A	FT-A	REB	PF	AST	TO	PTS
01-20-16	A	0+	0-0	0-0	0-0	0	0	0	0	0
<b>Totals</b>		<b>0+</b>	<b>0-0</b>	<b>0-0</b>	<b>0-0</b>	<b>0</b>	<b>0</b>	<b>0</b>	<b>0</b>	<b>0</b>

### Thomas Welsh

Date	Site	MIN	FG-A	3p-A	FT-A	REB	PF	AST	TO	PTS
01-22-15	A	31	3-6	0-0	2-2	5	1	0	1	8
02-11-15	H	14	3-4	0-0	1-2	4	3	0	0	7
01-20-16	A	32	4-4	0-0	2-2	12	3	4	2	10
03-05-16	H	25	6-8	0-0	2-2	12	2	0	2	14
12-30-16	A	20	1-2	0-0	0-0	5	4	2	0	20
<b>Totals</b>		<b>122</b>	<b>17-24</b>	<b>0-0</b>	<b>7-8</b>	<b>38</b>	<b>13</b>	<b>6</b>	<b>5</b>	<b>59</b>
<b>Averages</b>		<b>24.4</b>	<b>.708</b>	<b>.000</b>	<b>.778</b>	<b>7.6</b>				<b>11.8</b>

## UCLA's Previous Meeting This Season Versus Oregon State

### Game No. 15 - December 30, 2016 Corvallis, Ore. (Gill Coliseum) (2) UCLA 76, Oregon State 63

UCLA 76	FG	3FG	FT	R	PF	TP	A	MIN
Welsh	1-2	0-0	0-0	5	4	2	0	20
Leaf	9-13	0-1	3-4	10	1	21	2	34
Ball	7-14	4-8	5-8	6	1	23	7	38
Hamilton	0-10	0-5	0-0	3	2	0	4	28
Alford	4-8	2-5	2-3	2	2	12	2	33
Holiday	3-8	3-6	5-8	4	4	14	6	28
Anigbogu	2-3	0-0	0-0	3	3	4	0	15
Goloman	0-1	0-0	0-0	0	0	0	0	4
<b>TOTALS</b>	<b>26-59</b>	<b>9-25</b>	<b>15-23</b>	<b>36</b>	<b>17</b>	<b>76</b>	<b>21</b>	<b>200</b>

OREGON STATE 63	FG	3FG	FT	R	PF	TP	A	MIN
Eubanks	6-12	0-0	6-8	9	1	18	1	35
Dahlen	1-2	0-0	0-0	3	4	2	1	14
McLaughlin	3-9	2-4	4-5	0	4	12	1	32
Thompson, Jr.	10-17	3-4	2-3	2	2	25	4	39
Manuel	1-8	1-4	0-0	4	1	3	2	37
Sanders	0-0	0-0	0-0	0	0	0	0	1
Muller	0-0	0-0	0-0	2	2	0	0	11
Rakocevic	1-1	1-1	0-0	3	1	3	0	14
Koné	0-3	0-1	0-0	5	0	0	0	17
<b>TOTALS</b>	<b>22-52</b>	<b>7-14</b>	<b>12-16</b>	<b>33</b>	<b>15</b>	<b>63</b>	<b>9</b>	<b>200</b>

Halftime Score - UCLA 34, Oregon State 26. Team Rebounds - Oregon State 5, UCLA 3. Turnovers - Oregon State 16, UCLA 10. Technicals - None. Attendance: 5,596. Officials - Dick Cartmell, Gregory Nixon, Kelly Pfeifer.

### UCLA 76, Oregon State 63 December 30, 2016 (Corvallis, Ore.)

Lonzo Ball scored a career-high 23 points and TJ Leaf had a double-double, totaling 21 points and 10 rebounds, to lead No. 2 UCLA past Oregon State, 76-63, on Friday, Dec. 30, at Gill Coliseum.

UCLA's 13-point win came just two nights after the Bruins lost for the first time all season, dropping an 89-87 decision at No. 21 Oregon on a last-second three-point shot by the Ducks' Dillon Brooks.

Ball made 7 of 14 shots, including four 3-pointers, logging at least 20 points for the second time this season. Ball also added seven assists and six rebounds. Leaf tallied his sixth double-double of the season and his sixth 20-point performance.

Aaron Holiday (14 points) and Bryce Alford (12 points) rounded out the Bruins' list of double-figure scorers.

"After losing the game on Wednesday when we thought we had it, it can be tough to respond in a 48-hour period," UCLA head coach Steve Alford said. "But I thought our guys really responded. I thought we really grew defensively in this game. They slowed the tempo after playing a game 48 hours ago where the team ran with us. We missed some shots we normally make, but that happens on the road."

Oregon State (4-11, 0-2) was led by Stephen Thompson Jr., who scored a game-high 25 points.

Drew Eubanks added 18 points and nine rebounds for the Beavers.

UCLA (14-1, 1-1) led by eight points at halftime, 34-26, before Oregon State tied the contest, 38-38, after having opened the second half with a 12-4 scoring run in a four-minute stretch.

The Bruins regained their lead with a 10-2 run midway through the second half, when Holiday scored five of his 14 points. UCLA pushed its margin to 14 points with 6:13 remaining, as Ball totaled seven straight points over a 59-second span.

Both teams were evenly matched early in the first half, but back-to-back 3-pointers from Ball gave UCLA a five-point lead with 13:02 left before halftime. UCLA led by as many as 11 points in the opening half after a 3-pointer by Alford and an alley-oop dunk by Leaf, on an assist from Ball, with three minutes left before the intermission.

Just two days after seeing their season-opening 13-game win streak snapped with an 89-87 loss at No. 21 Oregon, the Bruins finished Friday's game limited shot 44 percent from the field. UCLA's defense limited the Beavers to 42 percent shooting from the floor.

The Bruins outscored Oregon State, 33-11, in points off turnovers and won the rebounding battle, 36-33.



## HEAD COACH STEVE ALFORD'S YEAR-BY-YEAR TOTALS

Year	School	Record	Pct.	League	Pct.	Postseason
1991-92	Manchester College	4-16	.200	3-11	.214	---
1992-93	Manchester College	20-8	.714	7-5	.583	NCAA Division III (0-1)
1993-94	Manchester College	23-4	.852	10-2	.833	NCAA Division III (0-1)
1994-95	Manchester College	31-1	.969	12-0	1.000	NCAA Division III (3-1), National Runner-up
1995-96	Missouri State	16-12	.571	11-7	.611	---
1996-97	Missouri State	24-9	.727	12-6	.667	NIT (0-1)
1997-98	Missouri State	16-16	.500	11-7	.611	---
1998-99	Missouri State	22-11	.667	11-7	.611	NCAA (2-1)
1999-00	Iowa	14-16	.467	6-10	.375	---
2000-01	Iowa	23-12	.657	7-9	.438	NCAA (1-1), Big Ten Tournament Champs
2001-02	Iowa	19-16	.543	5-11	.313	NIT (0-1)
2002-03	Iowa	17-14	.548	7-9	.438	NIT (2-1)
2003-04	Iowa	16-13	.552	9-7	.563	NIT (0-1)
2004-05	Iowa	21-12	.636	7-9	.438	NCAA (0-1)
2005-06	Iowa	25-9	.735	11-5	.688	NCAA (0-1), Big Ten Tournament Champs
2006-07	Iowa	17-14	.548	9-7	.563	---
2007-08	New Mexico	24-9	.727	11-5	.688	NIT (0-1)
2008-09	New Mexico	22-12	.647	12-4	.750	NIT (1-1)
2009-10	New Mexico	30-5	.857	14-2	.875	NCAA (1-1)
2010-11	New Mexico	22-13	.629	8-8	.500	NIT (1-1)
2011-12	New Mexico	28-7	.800	10-4	.714	NCAA (1-1), MWC Tournament Champs
2012-13	New Mexico	29-6	.829	13-3	.813	NCAA (0-1), MWC Tournament Champs
2013-14	UCLA	28-9	.757	12-6	.667	NCAA (2-1), Pac-12 Tournament Champs
2014-15	UCLA	22-14	.611	11-7	.611	NCAA (2-1)
2015-16	UCLA	15-17	.469	6-12	.333	---
2016-17	UCLA	22-3	.880	9-3	.750	---
<b>4 seasons at Manchester College</b>		<b>78-29</b>	<b>.729</b>	<b>32-18</b>	<b>.640</b>	<b>3 NCAA D-III Tournaments</b>
<b>4 seasons at Missouri State</b>		<b>78-48</b>	<b>.619</b>	<b>45-27</b>	<b>.625</b>	<b>1 NCAA Tournament, 1 Sweet 16</b>
<b>8 seasons at Iowa</b>		<b>152-106</b>	<b>.589</b>	<b>61-67</b>	<b>.477</b>	<b>3 NCAA Tournaments</b>
<b>6 seasons at New Mexico</b>		<b>155-52</b>	<b>.749</b>	<b>68-26</b>	<b>.723</b>	<b>3 NCAA Tournaments</b>
<b>4th season at UCLA</b>		<b>87-43</b>	<b>.669</b>	<b>38-28</b>	<b>.576</b>	<b>2 NCAA Tournaments, 2 Sweet 16s</b>
<b>26th SEASON OVERALL</b>		<b>550-278</b>	<b>.664</b>	<b>244-166</b>	<b>.595</b>	<b>12 NCAA Tournaments</b>

### NOTES ON UCLA HEAD COACH STEVE ALFORD

- Leads all coaches, age 52 and under, in career NCAA wins with 550 (Steve Alford turned 52 on Nov. 23, 2016) ... entered the 2016-17 season with a 528-275 record in 25 years and a 450-246 record at the NCAA Division I level the past 21 seasons ... has totaled at least 22 wins in nine of the last 10 seasons (including the 2016-17 campaign).
- In his first season as UCLA's head coach (2013-14), he steered the Bruins to a 28-9 overall record, a trip to the NCAA Tournament's Sweet 16 and the Pac-12 Tournament title ... in 2014-15, he guided UCLA back to the NCAA Tournament's Sweet 16 after having advanced to the Pac-12 Tournament semifinals.
- While in Albuquerque, helped New Mexico secure four MWC regular-season championships and two tournament titles ... coached the Lobos to its two highest single-season victory totals (30 wins in 2009-10, 29 wins in 2012-13).
- Only head coach in school history at Iowa to have led the Hawkeyes to the Big Ten Tournament's title game (accomplishing that feat in 2001, 2002 and 2006) ... led Iowa to the Big Ten Tournament Championship in 2001 and 2006 ... established a school-record seven consecutive winning seasons at Iowa (2001-2007).
- Guided Missouri State (then named Southwest Missouri State) to its only appearance in the NCAA Tournament's "Sweet 16" in 1999 ... took over as head coach at Missouri State in the summer of 1995 at age 31 after having led Manchester College to the NCAA Division III championship game in March 1995.

## HEAD COACH STEVE ALFORD



**Record at UCLA**  
87-43 (4th season)

**Overall Record**  
550-278 (26th season)

Steve Alford is midway through his 26th season as a college head coach in 2016-17. In his first two seasons at UCLA, he led the Bruins to two Sweet 16 appearances (2014, 2015) and one Pac-12 Tournament crown (2014).

### ELITE COMPANY

Steve Alford is one of 12 head coaches to have led at least four NCAA Division I programs to the NCAA Tournament (Missouri State, Iowa, New Mexico and UCLA). His UCLA teams advanced to the Sweet 16 of the NCAA Tournament in 2014 and 2015. In 2014, he became UCLA's first head coach to lead the Bruins to the Pac-12 Tournament title in his first year as head coach.

The other 11 coaches to have led at least four NCAA Division I teams to the NCAA Tournament include John Beilein, Lefty Driesell, Cliff Ellis, Larry Eustachy, Jim Harrick, Lon Kruger, Fran McCaffery, Tom Penders, Rick Pitino, Tubby Smith and Eddie Sutton. Eight of those 11 coaches are active head coaches.

Of the 12 coaches who have led four different schools to the NCAA Division I Tournament, only five have won at least one game at all four schools. Lon Kruger has won at least one game at five schools.

#### Steve Alford

Missouri State, Iowa, New Mexico, UCLA

#### Jim Harrick

Pepperdine, UCLA, Rhode Island, Georgia

#### Lon Kruger

Kansas State, Florida, Illinois, UNLV, Oklahoma

#### Tubby Smith

Tulsa, Georgia, Kentucky, Minnesota

#### Eddie Sutton

Creighton, Arkansas, Kentucky, Oklahoma State

### Steve Alford's Career Records vs. NCAA D-I Opponents

Air Force	15-1	Dayton	1-1	Indiana State	8-2	Nebraska	2-0	Sacramento State	1-0	UAB	2-0
Alabama	1-3	Detroit Mercy	2-0	Iowa State	5-4	Nevada	3-0	Saint Louis	6-3	UC Riverside	3-0
Alabama State	1-0	Drake	14-2	Kansas	1-1	New Mexico State	10-2	San Diego	6-0	UC Santa Barbara	2-0
Arizona	2-5	Drexel	1-0	Kentucky	3-2	New Orleans	1-0	San Diego State	7-8	UMKC (Missouri-Kansas City)	2-0
Arizona State	7-2	Duke	0-3	Liberty	1-0	Nicholls State	2-0	Santa Clara	1-0	UNC Asheville	1-0
Boise State	4-0	Duquesne	1-0	Long Beach State	6-0	North Carolina	0-3	SMU	1-0	UNC Charlotte	0-1
Boston College	1-0	East Carolina	0-1	Longwood	1-0	North Dakota	1-0	South Dakota State	0-1	UNC Greensboro	1-0
Boston University	1-0	Eastern Illinois	2-0	Louisiana Tech	3-0	Northern Arizona	1-0	Southeast Missouri State	2-0	UNC Wilmington	1-0
Bowling Green	2-0	Eastern Washington	2-0	Louisiana-Lafayette	2-1	Northern Illinois	1-0	Southern Illinois	6-2	UNLV	8-7
Bradley	6-5	Evansville	3-6	Louisville	2-1	Northern Iowa	11-6	Southern Methodist	1-0	USC	7-4
Butler	1-1	Fairfield	1-0	Loyola Marymount	1-0	Northwestern	8-6	Southern Mississippi	2-0	Utah	8-7
BYU	5-4	Florida	0-1	LSU	0-1	Northwestern State	2-1	Southern Utah	1-0	Valparaiso	3-0
Cal Poly	1-0	Florida Atlantic	1-0	Maryland	0-1	Northwood	1-0	St. Bonaventure	1-0	VCU	0-1
Cal State Bakersfield	1-0	Kansas	1-3	Maryland Eastern Shore	2-0	Notre Dame	0-1	Stanford	5-4	Villanova	0-1
Cal State Fullerton	1-0	Florida State	0-1	McNeese State	1-0	Oakland	1-0	Stephen F. Austin	2-0	Virginia Tech	0-1
California	5-4	Fresno State	3-0	Memphis	1-0	Ohio	1-0	TCU	8-4	Wake Forest	0-1
Centenary	2-0	George Mason	1-0	Mercer	2-0	Ohio State	9-8	Tennessee	1-1	Washington	3-3
Central Florida	0-1	Georgia State	1-0	Miami (Ohio)	1-0	Oklahoma	0-1	Tennessee State	1-0	Washington State	4-2
Chattanooga	2-0	Georgia Tech	1-1	Michigan	7-7	Oklahoma State	1-0	Tennessee-Martin	1-0	Weber State	2-0
Cincinnati	1-2	Gonzaga	1-2	Michigan State	6-9	Oral Roberts	1-1	Texas	1-1	Western Carolina	1-0
Coastal Carolina	1-0	Grambling State	1-0	Minnesota	11-5	Oregon	4-5	Texas A&M	2-0	Western Illinois	1-0
Colgate	1-0	Harvard	0-1	Mississippi	1-1	Oregon State	5-3	Texas El Paso	2-1	Western Michigan	1-0
Colorado	7-1	Hawaii	3-0	Mississippi State	0-1	Pacific	1-0	Texas Pan American	2-0	Wichita State	5-3
Colorado State	10-2	Houston Baptist	1-0	Missouri	3-5	Penn State	11-4	Texas San Antonio	2-0	Wisconsin	5-12
Connecticut	2-0	Idaho	2-1	Missouri State	1-0	Pepperdine	1-0	Texas Southern	3-0	Wisconsin Green Bay	1-0
Coppin State	1-0	Idaho State	1-0	Monmouth	0-1	Portland	2-0	Texas Tech	4-4	Wisconsin Milwaukee	1-0
Cornell	1-0	Illinois	4-10	Montana	1-0	Prairie View A&M	1-0	The Citadel	2-0	Wyoming	12-2
Creighton	8-7	Illinois Chicago	1-0	Montana State	3-0	Presbyterian	1-0	Toledo	1-0		
CSUN	3-0	Illinois State	4-6	Morehead State	2-0	Purdue	9-6	Troy State	1-0		
Davidson	1-0	Indiana	8-7	N.C. State	1-1	Robert Morris	1-0	Tulsa	4-1		

## ABOUT UCLA'S COACHING STAFF

### Duane Broussard

**Alma Mater: Bradley '93**

**Assistant Coach, 4th season at UCLA**



- Currently in his fourth season on UCLA's coaching staff ... spent 10 seasons working with the men's basketball program at the University of New Mexico prior to his arrival in Westwood ... is the only member of this coaching staff who worked with Steve Alford at the University of New Mexico.

- Now in his ninth season working alongside Steve Alford ... helped UCLA post a 65-40 overall record in his first three seasons at UCLA ... led the Bruins to consecutive Sweet 16 trips (2014, 2015) ... through 22 previous years on college staffs, his teams have gone 447-253 (.639 win percentage).

- UNM posted a .655 win percentage in his 10 seasons on staff ... in his final two years, the Lobos won the Mountain West Conference's regular-season and tournament titles (combined 57-13 record).

- While at UCLA and New Mexico, he has been responsible for nine NBA Draft selections (eight first-round picks) ... at UCLA: Zach LaVine (2014), Jordan Adams (2014), Kyle Anderson (2014), Kevon Looney (2015) and Norman Powell (2015) ... at New Mexico: Danny Granger (2005), J.R. Giddens (2008), Darrington Hobson (2010) and Tony Snell (2013).

- Served on the men's basketball staff at Bradley University (Peoria, Ill.) for nine seasons, working as an assistant coach the final six years (1997-2002) under head coach Jim Molinari ... was a four-year basketball letterwinner at Bradley from 1990-93 ... graduated from Bradley in 1993 with degrees in criminal justice and sociology ... continued his education by earning a master's degree in public service administration from Bradley in 1997.



### Ed Schilling

**Alma Mater: Miami (Ohio) '88**

**Assistant Coach, 4th season at UCLA**

- Now in his fourth season on the Bruins' coaching staff after an extensive career working with NBA, NCAA Division I and high school programs ... in his first two seasons at UCLA, helped send seven players to the NBA (including four first-round NBA Draft selections).

- Through his first three seasons at UCLA, helped guide the Bruins to a 65-40 overall record, including back-to-back trips to the Sweet 16 in 2014 and 2015.

- Prior to arriving at UCLA in April 2013, Schilling spent the previous four years as head coach at Park Tudor High School (Indiana) in addition to specializing in individual skills development programs with NBA players (St. Vincent's Sports Performance and its NBA readiness program) ... he also worked with Adidas Nations and Champions Academy.

- Pre-draft preparation with the St. Vincent's Sports Performance program included working with No. 1 NBA Draft selection Greg Oden, Mike Conley, Mario Chalmers, Gordon Hayward, Jeff Teague, Marquis Teague, Carl Landry and many others.

- Served as head coach at Wright State from 1997-2003 ... was an assistant coach under John Calipari at Memphis in 2003-04 and 2004-05 ... also worked with Coach Calipari with the New Jersey Nets in 1996-97 and at the University of Massachusetts (Amherst) on the Minutemen's NCAA Final Four team in 1995-96.

- When John Calipari was named the New Jersey Nets' VP of Basketball Operations and basketball coach in 1996-97, Schilling joined him as an assistant coach ... Schilling's rise in the coaching profession was chronicled in Sports Illustrated, as he became the only coach to advance from the high school coaching ranks to the Final Four and then to the bench of an NBA team in a period of 310 days.



### David Grace

**Alma Mater: Park University '03**

**Assistant Coach, 4th season at UCLA**

- Joined the staff in April 2013 after five seasons as an assistant coach at Oregon State ... has helped lead UCLA to a 65-40 mark through his first three seasons at UCLA.

- Played a major role in UCLA advancing to the Sweet 16 in 2014 and 2015 ... helped UCLA's program secure an incoming class in 2014-15 rated as high as No. 3, nationally (by Scout.com) ... during his two years on staff at UCLA, seven Bruins have advanced to the NBA.

- At Oregon State, Grace established himself as one of the Pac-12's top recruiters ... in five seasons at OSU, helped lead the program to their most wins (78) since 1988 to 1992.

- Grace proved instrumental in recruiting Roberto Nelson and Joe Burton from southern California to Oregon State ... Nelson led the Pac-12 in scoring in conference games in 2012-13 and was conference's leading scorer in 2013-14 ... Burton served as team captain during his senior year (2012-13) and produced over 1,000 career points, 700 rebounds and 300 assists over four seasons.

- A decorated military veteran who served in Operation Desert Storm, Grace quickly rose through the high school and college coaching ranks prior to his arrival at Oregon State ... has played, coached and refereed basketball games across America and on three continents ... broke into the NCAA Division I coaching ranks at Sacramento State in 2006-07 before serving as an assistant coach at the University of San Francisco.

- Worked as a high school teacher and head coach in Arizona in the mid-2000s after having served 20 years in the United States' Air Force ... has degrees in logistical and social services from the Air Force and earned his bachelor's of science degree in management and human resources from Park University in 2003 ... began coaching basketball with Boo Williams' AAU program in Hampton, Virginia in 2003.



### Tyus Edney

**Alma Mater: UCLA '97**

**Director of Operations, 7th season at UCLA**

- Among the all-time great point guards at UCLA, Edney is now in his seventh season as the program's director of operations ... serves as a liaison to the athletic administration and other school officials in his current role and handles day-to-day operational duties.

- As a four-year letterwinner, Edney led UCLA to the 1995 NCAA title as a senior ... one of the nation's top point guards, he enjoyed a tremendous career in Westwood from 1992-95.

- After his collegiate career concluded, he played four seasons in the NBA (1996-98, 2001) and spent nearly 10 years playing internationally in Europe ... at UCLA, Edney was a three-time first-team All-Pac-10 selection ... in UCLA's career record book, he still ranks second all-time on the assists list (652).

## MISCELLANEOUS STATS

### CAREER TOTALS (alphabetical by class)

PLAYER	GP	PTS	REB	AST
Bryce Alford	130	1769	361	505
Isaac Hamilton	93	1282	348	213
Jerrold Smith	16	5	1	2
György G.G. Golomán	74	160	155	41
Ikenna Okwarabizie	15	1	10	0
Thomas Welsh	88	706	574	43
Alec Wulff	17	12	1	3
Prince Ali	29	113	31	11
Aaron Holiday	57	668	173	239
Alex Olesinski	23	28	46	4
Ike Anigbogu	19	90	77	4
Lonzo Ball	25	378	151	189
TJ Leaf	25	418	219	67
Isaac Wulff	4	5	2	0

### GAMES PLAYED STARTS

PLAYER	16-17	CAREER	16-17	CAREER
Bryce Alford	25	130	25	94
Prince Ali	0	29	0	0
Ike Anigbogu	19	19	0	0
Lonzo Ball	25	25	25	25
György G.G. Golomán	24	74	4	4
Isaac Hamilton	25	93	25	93
Aaron Holiday	25	57	0	32
TJ Leaf	25	25	25	25
Ikenna Okwarabizie	8	15	0	0
Alex Olesinski	0	23	0	0
Jerrold Smith	8	16	0	0
Thomas Welsh	21	88	21	50
Alec Wulff	8	17	0	0
Isaac Wulff	4	4	0	0

### DOUBLE-FIGURE

PLAYER	16-17	CAREER	16-17	CAREER
Ike Anigbogu	0	0	0	0
Bryce Alford	21	89	0	0
Prince Ali	0	3	0	0
Lonzo Ball	22	22	3	3
György G.G. Golomán	1	1	0	0
Isaac Hamilton	20	80	0	2
Aaron Holiday	20	40	0	0
TJ Leaf	23	23	11	11
Thomas Welsh	14	36	6	18

### DOUBLE-DOUBLES

PLAYER	2016-17	CAREER
Thomas Welsh	6	16
TJ Leaf	11	11
Lonzo Ball ^	8	8
Isaac Hamilton ^	0	3
Bryce Alford *	0	3

& five point-assist double-doubles  
 \* three point-assist double-doubles  
 ^ one point-assist double-double

### 30+ POINTS

PLAYER	2016-17	CAREER
Bryce Alford	2	4
Isaac Hamilton	1	2
TJ Leaf	1	1

### 20+ POINTS

PLAYER	2016-17	CAREER
Bryce Alford	8	27
Isaac Hamilton	5	18
TJ Leaf	8	8
Thomas Welsh	1	4
Lonzo Ball	5	5
Aaron Holiday	3	3

### 10+ ASSISTS


PLAYER	2016-17	CAREER
Lonzo Ball	6	6
Bryce Alford	0	4
Isaac Hamilton	0	1

## 2016-17 UCLA RADIO/TV ROSTER



**0**

**Alex Olesinski**  
SO, F - 6-10, 200  
PPG: -- RPG: --  
GP/GS: --/--



**2**

**Lonzo Ball**  
FR, G - 6-6, 190  
PPG: 15.1 RPG: 6.0 APG: 7.6  
GP/GS: 25/25



**3**

**Aaron Holiday**  
SO, G - 6-1, 185  
PPG: 13.5 RPG: 3.1 APG: 4.5  
GP/GS: 25/0



**4**

**Isaac Wulff**  
FR, G - 6-3, 175  
PPG: 1.3 RPG: 0.5  
GP/GS: 4/0



**5**

**Armani Dodson**  
FR, G - 6-5, 190  
PPG: -- RPG: --  
GP/GS: --/--



**10**

**Isaac Hamilton**  
SR, G - 6-5, 195  
PPG: 14.5 RPG: 3.6 APG: 2.9  
GP/GS: 25/25




**13**

**Ike Anigbogu**  
FR, F/C - 6-10, 250  
PPG: 4.7 RPG: 4.1  
GP/GS: 19/0



**14**

**György "G.G." Golomán**  
JR, F - 6-11, 215  
PPG: 3.5 RPG: 2.5  
GP/GS: 24/4



**15**

**Jerrold Smith**  
SR, G - 6-0, 165  
PPG: 0.6 RPG: 0.0  
GP/GS: 8/0




**20**

**Bryce Alford**  
SR, G - 6-3, 185  
PPG: 16.2 RPG: 2.4 APG: 2.4  
GP/GS: 25/25



**21**

**Alec Wulff**  
JR, G - 6-3, 185  
PPG: 0.8 RPG: 0.1  
GP/GS: 8/0



**22**

**TJ Leaf**  
FR, F - 6-10, 225  
PPG: 16.7 RPG: 8.8 APG: 2.7  
GP/GS: 25/25



**23**

**Prince Ali**  
SO, G - 6-3, 190  
PPG: -- RPG: --  
GP/GS: --/--



**34**

**Ikenna Okwarabizie**  
JR, C - 6-9, 250  
PPG: 0.1 RPG: 0.8  
GP/GS: 8/0



**40**

**Thomas Welsh**  
JR, C - 7-0, 245  
PPG: 10.5 RPG: 8.3  
GP/GS: 21/21



**Steve Alford**  
Head Coach  
4th Year at UCLA  
26th Year Overall



**Duane Broussard**  
Assistant Coach  
4th Year at UCLA



**Ed Schilling**  
Assistant Coach  
4th Year at UCLA



**David Grace**  
Assistant Coach  
4th Year at UCLA



**Tyus Edney**  
Director of Operations  
7th Year at UCLA



## PAC-12 CONFERENCE

### 2016-17 Pac-12 Standings (thru 2/10)

Team	Pac-12	Pct.	GB	Overall	Pct.
Arizona	11-1	.917	---	22-3	.880
Oregon	10-2	.833	1.0	21-4	.840
<b>UCLA</b>	<b>9-3</b>	<b>.750</b>	<b>2.0</b>	<b>22-3</b>	<b>.880</b>
California	9-3	.750	2.0	18-6	.750
USC	8-4	.667	3.0	21-4	.840
Utah	7-5	.583	4.0	16-8	.667
Colorado	4-8	.333	7.0	14-11	.560
Stanford	4-8	.333	7.0	12-12	.500
Washington State	4-8	.333	7.0	11-13	.458
Arizona State	4-8	.333	7.0	11-14	.440
Washington	2-10	.167	9.0	9-15	.375
Oregon State	0-12	.000	11.0	4-21	.160

### 2015-16 Final Pac-12 Standings

Team	Pac-12	Pct.	GB	Overall	Pct.
Oregon	14-4	.778	---	31-7	.816
Utah	13-5	.722	1.0	27-9	.750
California	12-6	.667	2.0	25-9	.735
Arizona	12-6	.667	2.0	23-11	.676
Colorado	10-8	.556	4.0	22-12	.647
Oregon State	9-9	.500	5.0	19-13	.594
USC	9-9	.500	5.0	21-13	.618
Washington	9-9	.500	5.0	19-15	.559
Stanford	8-10	.444	6.0	15-15	.500
<b>UCLA</b>	<b>6-12</b>	<b>.333</b>	<b>8.0</b>	<b>15-17</b>	<b>.469</b>
Arizona State	5-13	.278	9.0	15-17	.469
Washington State	1-17	.056	13.0	9-22	.290

### Pac-12 Scoreboard

#### Wednesday, Feb. 1

UCLA 95, at Washington State 79  
USC 82, at Washington 74

#### Thursday, Feb. 2

Arizona 71, at Oregon State 54  
at California 77, Utah 75 (2-OT)  
at Oregon 71, Arizona State 70  
Colorado 81, at Stanford 74

#### Saturday, Feb. 4

at Oregon 85, Arizona 58  
at Stanford 81, Utah 75  
Arizona State 81, Oregon State 68  
USC 86, at Washington State 77  
UCLA 107, at Washington 66

#### Sunday, Feb. 5

at California 77, Colorado 66

#### Wednesday, Feb. 8

California 68, at Arizona State 43  
at Arizona 74, Stanford 67

#### Thursday, Feb. 9

at Utah 74, Washington State 70  
at Colorado 81, Washington 66  
at UCLA 82, Oregon 79  
at USC 92, Oregon State 66

### Upcoming Pac-12 Games

#### Saturday, Feb. 11

Washington at Utah (FS1) 1:30 p.m.  
Stanford at Arizona State (P12N) 5 p.m.  
California at Arizona (ESPN2) 7 p.m.  
Oregon at USC (P12N) 7:30 p.m.

#### Sunday, Feb. 12

Oregon State at UCLA (FS1) 2 p.m.  
Washington State at Colorado (ESPNU) 5:30 p.m.

#### Thursday, Feb. 16

Arizona at Washington State (FS1) 6 p.m.  
Colorado at Oregon State (P12N) 6 p.m.  
Utah at Oregon (ESPN) 6 p.m.  
Arizona State at Washington (FS1) 8 p.m.

#### Friday, Feb. 17

California at Stanford (FS1) 7 p.m.

Game times listed are Pacific.

## UCLA'S RECORD WHEN ...

UCLA leads at halftime	19-0	UCLA's starting frontline outscores OPP's	17-0
UCLA trails at halftime	2-3	OPP's starting frontline outscores UCLA's	4-3
Tied at halftime	1-0	Frontline scoring is the same	1-0
UCLA builds a 10-point lead	19-1	UCLA's starting backcourt outscores OPP's	16-2
UCLA trails by 10 points	1-3	OPP's starting backcourt outscores UCLA's	4-0
UCLA leads with five minutes left	20-1	Backcourt scoring is the same	2-1
UCLA trails with five minutes left	2-2	UCLA's bench outscores OPP's bench	12-1
There is a tie with five minutes left	0-0	OPP's bench outscores UCLA's bench	8-2
UCLA leads with one minute left	22-1	Bench scoring is the same	2-0
UCLA trails with one minute left	0-2	Record on Mondays	0-0
There is a tie with one minute left	0-0	Record on Tuesdays	0-0
UCLA shoots better from the field	20-2	Record on Wednesdays	4-2
UCLA shoots worse from the field	2-1	Record on Thursdays	6-0
UCLA shoots the same from the field	0-0	Record on Fridays	3-0
UCLA shoots 50% or better from the field	16-1	Record on Saturdays	5-1
UCLA shoots less than 50% from the field	5-2	Record on Sundays	4-0
OPP shoots 50% or better from the field	4-1	Record in November	8-0
OPP shoots less than 50% from the field	18-2	Record in December	6-1
UCLA makes more 3-point field goals	15-1	Record in January	5-2
UCLA makes fewer 3-point field goals	3-1	Record in February	3-0
Three-point field goals are the same	3-1	Record in March	0-0
UCLA shoots better from 3-point range	15-1	UCLA scores first	16-2
UCLA shoots worse from 3-point range	7-2	OPP scores first	6-1
UCLA shoots the same from 3-point range	0-0	UCLA scores fewer than 60 points	0-0
UCLA shoots > than 40% from 3-point range	11-1	UCLA scores between 60-69 points	0-0
UCLA shoots < than 40% from 3-point range	11-2	UCLA scores between 70-79 points	2-1
OPP shoots > than 40% from 3-point range	6-2	UCLA scores between 80-89 points	8-2
OPP shoots < than 40% from 3-point range	16-1	UCLA scores between 90-99 points	4-0
UCLA makes the same or more free throws	17-0	UCLA scores 100 or more points	8-0
UCLA makes less free throws	5-3	OPP scores 100 or more points	0-0
UCLA attempts the same or more FTs	14-0	OPP scores between 90-99 points	1-1
UCLA attempts less free throws	8-3	OPP scores between 80-89 points	6-2
UCLA shoots > than 75% at free-throw line	10-1	OPP scores between 70-79 points	8-0
UCLA shoots < than 75% at free-throw line	12-2	OPP scores between 60-69 points	6-0
OPP shoots > than 75% at free-throw line	6-2	OPP scores fewer than 60 points	1-0
OPP shoots < than 75% at free-throw line	16-1	The game is decided by 1-2 points	1-1
UCLA outrebounds opponent	17-1	The game is decided by 3-4 points	1-0
UCLA is outrebounded by opponent	4-2	The game is decided by 5-6 points	1-0
Rebounds are the same	1-0	The game is decided by 7-9 points	1-1
UCLA has more offensive rebounds	5-0	The game is decided by 10-19 points	10-1
UCLA has fewer offensive rebounds	14-3	The game is decided by 20-plus points	8-0
Offensive rebounds are the same	3-0	UCLA has one double-figure scorer	0-0
UCLA has more defensive rebounds	19-2	UCLA has two double-figure scorers	0-0
UCLA has fewer defensive rebounds	3-1	UCLA has three double-figure scorers	0-0
Defensive rebounds are the same	0-0	UCLA has four double-figure scorers	8-2
UCLA commits more fouls	9-2	UCLA has five double-figure scorers	9-1
UCLA commits fewer fouls	12-0	UCLA has six double-figure scorers	4-0
Fouls are the same	1-0	UCLA has seven double-figure scorers	1-0
UCLA has more assists	21-1	OPP has zero double-figure scorers	0-0
UCLA has fewer assists	1-0	OPP has one double-figure scorer	0-0
Assists are the same	0-1	OPP has two double-figure scorers	3-0
UCLA commits more turnovers	9-2	OPP has three double-figure scorers	8-0
UCLA commits fewer turnovers	11-1	OPP has four double-figure scorers	7-0
Turnovers are the same	2-0	OPP has five double-figure scorers	4-2
UCLA has more blocks	19-3	OPP has six double-figure scorers	0-1
UCLA has fewer blocks	1-0	OPP has seven double-figure scorers	0-0
Blocks are the same	3-0	UCLA has more double-figure scorers	16-0
UCLA has more steals	10-0	UCLA has fewer double-figure scorers	0-3
UCLA has fewer steals	12-2	Double-figure scorers are the same	6-0
Steals are the same	0-1		

## THE LAST TIME ...

### 100 Points Scored

By UCLA	107 at Washington (2/4/17)
By Opponent	107 at Arizona (2/14/04)

### 40+ Point Victory

By UCLA	41 (107-66) at Washington (2/4/17)
By Opponent	41 (109-68) vs. North Carolina (11/27/97)

### 30+ Point Victory

By UCLA	41 (107-66) at Washington (2/4/17)
By Opponent	32 (71-39) at Utah (1/4/15)

### 20+ Point Victory

By UCLA	41 (107-66) at Washington (2/4/17)
By Opponent	24 (95-71) vs. USC (3/9/16)

### Overtime Game

UCLA Win	86-81 vs. Stanford (2-OT) (1/8/15)
UCLA Loss	93-96 at Washington (2-OT) (1/1/16)

### Double Overtime Game

UCLA Win	86-81 vs. Stanford (1/8/15)
UCLA Loss	93-96 at Washington (1/1/16)

### Six or More Players in Double-Figure Scoring

By UCLA	6 at Kentucky (12/3/16)
By Opponent	6 vs. Arizona (1/21/17)

### Five or More Players in Double-Figure Scoring

By UCLA	5 vs. Oregon (2/9/17)
By Opponent	5 at USC (1/25/17)

### Zero Players Scoring in Double Figures

By UCLA	none since prior to 1991-92
By Opponent	0 vs. CSUN (11/29/15)

### Made 30-39 Field Goals

By UCLA	32-of-63 vs. Oregon (2/9/17)
By Opponent	31-of-61 at Washington State (2/1/17)

### Made 40-49 Field Goals

By UCLA	43-of-71 at Washington (2/4/17)
By Opponent	41-of-80 at Duke (2/22/98)

### Made 50 or More Field Goals

By UCLA	none since prior to 1991-92
By Opponent	none since prior to 1991-92

### Made Fewer Than 20 Field Goals

By UCLA	16 at Arizona (2/21/15)
By Opponent	19 vs. Colorado (2/20/16)

### Had 70-79 Field Goal Attempts

By UCLA	71 at Washington (2/4/17)
By Opponent	78 vs. Arizona State (1/19/17)

### Had 80-89 Field Goal Attempts

By UCLA	84 vs. Cal State Fullerton (11/16/09)
By Opponent	83 vs. UC Santa Barbara (12/14/16)

### Had 90-99 Field Goal Attempts

By UCLA	91 vs. Cincinnati (3/17/02)
By Opponent	none since prior to 1991-92

### Had Fewer Than 40 Field Goal Attempts

By UCLA	39 vs. Oregon State (2/12/11)
By Opponent	39 at Oregon State (1/2/09)

### Shot 50 Percent Or Better From The Field

By UCLA	50.8 (32-63) vs. Oregon (2/9/17)
By Opponent	50.8 (31-61) at Washington State (2/1/17)

### Shot 60 Percent Or Better From The Field

By UCLA	60.6 (43-71) at Washington (2/4/17)
By Opponent	61.2 (30-49) at Stanford (2/27/16)

### Shot Less Than 30 Percent From The Field

By UCLA	28.1 (15-52) at Utah (1/4/15)
By Opponent	29.3 (17-58) vs. CSUN (11/29/15)

### Made 10 or More 3-Pointers

By UCLA	11-of-24 at Washington (2/4/17)
By Opponent	12-of-33 vs. Oregon (2/9/17)

### Made 15 or More 3-Pointers

By UCLA	16-of-27 vs. Arizona State (1/19/17)
By Opponent	15-of-31 vs. Stanford (1/8/15)

### Made Zero 3-Pointers

By UCLA	0-for-14 vs. Stanford (2/3/00)
By Opponent	0-for-13 vs. California (1/3/13)

### Attempted 30 or More 3-Pointers

By UCLA	31 (10-31) vs. Arizona (1/21/17)
By Opponent	33 (12-33) vs. Oregon (2/9/17)

### Shot Over 60 Percent From 3-Point Range

By UCLA	62.5 (15-24) vs. Michigan (12/10/16)
By Opponent	69.2 (9-13) at Oregon (1/24/15)

### Shot Over 70 Percent From 3-Point Range

By UCLA	76.5 (13-17) vs. Northwestern (11/29/13)
By Opponent	90.9 (10-11) vs. Middle Tennessee State (11/15/11)

### Shot Less Than 20 Percent From 3-Point Range

By UCLA	18.8 (3-16) at Washington State (2/1/17)
By Opponent	9.1 (1-11) vs. CSUN (11/29/15)

### Made 30-39 Free Throws

By UCLA	31-of-39 vs. CSUN (11/13/16)
By Opponent	30-of-42 vs. Wake Forest (11/25/15)

### Made 40 or More Free Throws

By UCLA	none since prior to 1991-92
By Opponent	none since prior to 1991-92

### Made 5 or Fewer Free Throws

By UCLA	5-of-9 vs. Oregon (3/2/16)
By Opponent	5-of-11 vs. Arizona State (1/19/17)

### Had 40-49 Free Throw Attempts

By UCLA	38-of-50 at Washington (1/1/16)
By Opponent	29-of-45 at Arizona (2/12/16)

### Had 50 or More Free Throw Attempts

By UCLA	38-of-50 at Washington (1/1/16)
By Opponent	none since prior to 1991-92

### Shot 80 Percent or Better From the Free Throw Line

By UCLA	83.3 (10-12) at Washington (2/4/17)
By Opponent	90.5 (19-21) vs. Arizona (1/21/17)

### Shot 90 Percent or Better From the Free Throw Line

By UCLA	93.8 (15-16) at Colorado (1/12/17)
By Opponent	90.5 (19-21) vs. Arizona (1/21/17)

### Shot 100 Percent From the Free Throw Line

By UCLA	6-for-6 at Arizona (2/17/07)
By Opponent	3-for-3 vs. Idaho State (12/15/07)

### Had 50-59 Rebounds

By UCLA	59 at Washington (1/1/16)
By Opponent	50 vs. UC Santa Barbara (12/14/16)

### Had 60 or More Rebounds

By UCLA	60 vs. Monmouth (11/13/15)
By Opponent	None since prior to 1991-92

### Had 20-29 Assists

By UCLA	21 at Washington (2/4/17)
By Opponent	20 at USC (1/25/17)

### Had 30 or More Assists

By UCLA	30 vs. Arizona State (1/19/17)
By Opponent	None since prior to 1991-92

### Had 10 or More Blocks

By UCLA	10 vs. UC Santa Barbara (12/14/16)
By Opponent	13 vs. Kentucky (12/20/14)

### Had 15 or More Steals

By UCLA	15 vs. Long Beach State (11/23/14)
By Opponent	16 vs. Monmouth (11/13/15)

### Had 20 or More Steals

By UCLA	20 vs. Wyoming (12/23/08)
By Opponent	22 vs. Maryland (11/27/98)

### Forced 20 or More Turnovers

By UCLA	23 vs. Long Beach State (11/20/16)
By Opponent	20 at Washington (2/4/17)

### Committed Fewer Than 10 Turnovers

By UCLA	6 at Washington State (2/1/17)
By Opponent	3 vs. Oregon (2/9/17)

## THE LAST TIME A PLAYER ...

### 30 or More Points Scored

UCLA 32, TJ Leaf, at Washington State (2/1/17)  
Opponent 35, Andrew Andrews, at Washington (1/1/16)

### 35 or More Points Scored

UCLA 37, Bryce Alford, at Colorado (1/12/17)  
Opponent 35, Andrew Andrews, at Washington (1/1/16)

### 40 or More Points Scored

UCLA 44, Jason Kapono, at Washington State (1/4/03)  
Opponent 40, Eddie House, Arizona State (2/17/00)

### Two or More Players Scored 20+ Points

UCLA L. Ball (22), B. Alford (21), A. Holiday (20), T. Leaf (20) at Washington (2/4/17)  
Opponent Torian Graham (26), Tra Holder (22), vs. Arizona State (1/19/17)

### Three or More Players Scored 20+ Points

UCLA L. Ball (22), B. Alford (21), A. Holiday (20), T. Leaf (20) at Washington (2/4/17)  
Opponent J. Brown (22), J. Clarkson (21), E. Ross (20), Missouri (12/7/13)

### Two or More Players Scored 25+ Points

UCLA N. Powell (27), J. Adams (25), vs. James Madison (11/15/12)  
Opponent C. Douglas-Roberts (28), D. Rose (25), Memphis (4/5/08)

### Made 15 or More Field Goals

UCLA 15 (15-23), Don MacLean, at Arizona (1/11/92)  
Opponent 15 (15-22), Eddie House, Arizona State (2/17/00)

### Made 20 or More Field Goals

UCLA none since prior to 1991-92  
Opponent none since prior to 1991-92

### Made 6 or More 3-Pointers

UCLA Isaac Hamilton, 9-for-14, vs. Arizona State (1/19/17)  
Opponent Torian Graham, 6-for-13, Arizona State (1/19/17)

### Made 7 or More 3-Pointers

UCLA Isaac Hamilton, 9-for-14, vs. Arizona State (1/19/17)  
Opponent Jalil Abdul-Bassit, 7-for-12, Oregon (2/14/15)

### Made 8 or More 3-Pointers

UCLA Isaac Hamilton, 9-for-14, vs. Arizona State (1/19/17)  
Opponent Tyler Bernardini, 8-for-12, Pennsylvania (12/10/11)

### Made 9 or More 3-Pointers

UCLA Isaac Hamilton, 9-for-14, vs. Arizona State (1/19/17)  
Opponent none since prior to 1996-97

### Made 10 or More 3-Pointers

UCLA has never occurred  
Opponent none since prior to 1996-97

### Made 15 or More Field Goals (and 5 or More 3-Pointers)

UCLA none since prior to 1996-97  
Opponent none since prior to 1996-97

### Made 10 or More Free Throws

UCLA Bryce Alford, 17-of-18, at Washington (1/1/16)  
Opponent Edrice "Bam" Adebayo, 10-of-13, at Kentucky (12/3/16)

### Made 15 or More Free Throws

UCLA Bryce Alford, 17-of-18, at Washington (1/1/16)  
Opponent Andrew Andrews, 17-of-19, at Washington (1/1/16)

### Attempted 20 or More Free Throws

UCLA none since prior to 1996-97  
Opponent none since prior to 1996-97

### Was Perfect With 15 or More Free Throws

UCLA Jordan Adams, 16-of-16, vs. UC Irvine (11/13/12)  
Opponent none since prior to 1996-97

### Had 15 or More Rebounds

UCLA TJ Leaf, 15, vs. Pacific (11/11/16)  
Opponent Jordan Bell, 15, vs. Oregon (2/9/17)

### Had 20 or More Rebounds

UCLA Kevin Love, 21, at Oregon State (1/26/08)  
Opponent Ivan Rabb, 20, vs. California (1/5/17)

### Had 25 or More Rebounds

UCLA none since prior to 1996-97  
Opponent none since prior to 1996-97

### Two Players Had 10 or More Rebounds

UCLA Lonzo Ball (10), TJ Leaf (10), vs. UC Santa Barbara (12/14/16)  
Opponent Ivan Rabb (20), Kingsley Okoroh (13), California (1/5/17)

### Two or More Players Had Double-Doubles

UCLA Lonzo Ball (13 p, 10 r), TJ Leaf (25 p, 10 r), vs. UC Santa Barbara (12/14/16)  
Opponent J. Brown (16p, 10 r), T. Wallace (14p, 10 r), California (2/25/16)

### Shot 100 Percent From the Field (min. 10 attempts)

By UCLA none since prior to 1991-92  
By Opponent none since prior to 1991-92

### Shot 100 Percent from 3-Point Range (min. 5 attempts)

By UCLA Aaron Holiday, 5-for-5, vs. Michigan (12/10/16)  
By Opponent Jared Stohl, 5-for-5, Portland (11/26/09)

### Had 10 or More Assists

By UCLA Lonzo Ball, 12, vs. Arizona State (1/19/17)  
By Opponent Jordan McLaughlin, 10, USC (2/4/16)

### Had 10 or More Assists and Zero Turnovers

By UCLA Bryce Alford, 11 assists, at Arizona State (2/14/16)  
By Opponent Zack Rosen, 10 assists, Pennsylvania (12/10/11)

### Had 15 or More Assists

By UCLA Darren Collison, 15, at Arizona (2/17/07)  
By Opponent Phil Pressey, 19, Missouri (12/28/12)

### Had 20+ Points and 10+ Rebounds

By UCLA TJ Leaf (20 pts, 10 rbs) at Washington (2/4/17)  
By Opponent Michael Humphrey (27 pts, 14 rbs), Stanford (1/8/17)

### Had 20+ Points and 15+ Rebounds

By UCLA TJ Leaf (22 pts, 15 rbs), vs. Pacific (11/11/16)  
By Opponent Shawn Long (26 pts, 16 rbs), Louisiana-Lafayette (12/15/15)

### Had 25+ Points and 15+ Rebounds

By UCLA Kevon Looney (27 pts, 19 rbs), vs. Stanford (1/8/15)  
By Opponent Shawn Long (26 pts, 16 rbs), Louisiana-Lafayette (12/15/15)

### Had 10+ Points and 10+ Assists

By UCLA Lonzo Ball (16 points, 10 assists), vs. Texas A&M (11/27/16)  
By Opponent T.J. McConnell (10 pts, 11 ast), Arizona (3/13/15)

### Had 15+ Points and 10+ Assists

By UCLA Lonzo Ball (16 points, 10 assists), vs. Texas A&M (11/27/16)  
By Opponent Askia Booker (16 pts, 12 ast), Colorado (2/13/14)

### Had 20+ Points and 10+ Assists

By UCLA Lonzo Ball (20 pts, 11 ast), vs. Long Beach State (11/20/16)  
By Opponent Draymond Green (23 pts, 10 ast), Michigan State (3/17/11)

### Had 5 or More Steals

By UCLA Lonzo Ball, 5, at Washington State (2/1/17)  
By Opponent Matisse Thybulle, 6, at Washington (2/4/17)

### Had 9 or More Steals

By UCLA Darren Collison, 9, at Oregon State (1/28/06)  
By Opponent none since prior to 1996-97

### Had 5 or More Blocks

By UCLA Thomas Welsh, 5, vs. Monmouth (11/13/15)  
By Opponent Josh Huestis, 5, Stanford (2/22/14)

### Had 7 or More Blocks

By UCLA Tyler Honeycutt, 8, vs. Oregon State (2/12/11)  
By Opponent Jarvis Varnado, 7, vs. Mississippi State (12/12/09)

### Had 20+ Points and 5+ Blocks

By UCLA Jerome Moiso (22 pts, 5 blocks), vs. Arizona State (1/22/00)  
By Opponent Josh Huestis (22 pts, 5 blocks), Stanford (2/22/14)

### Recorded a Triple-Double

By UCLA Kyle Anderson (13p, 12r, 11a), vs. Morehead State (11/22/13)  
By Opponent Draymond Green (23p, 11r, 10a), Michigan State (3/17/11)

### Played 45 or More Minutes

By UCLA Bryce Alford, 48, at Washington, 2-OT (1/1/16)  
By Opponent Dejounte Murray, 47, at Washington, 2-OT (1/1/16)

### Scored 20 or More Points off the Bench

By UCLA Aaron Holiday, 20, at Washington (2/4/17)  
By Opponent Shaquwan Aaron, 23, at USC (1/25/17)

### Scored 25 or More Points off the Bench

By UCLA Jordan Adams, 25, vs. James Madison (11/15/12)  
By Opponent Trevor Releford, 34, Alabama (12/28/13)

### Recorded 10 or More Rebounds off the Bench

By UCLA Thomas Welsh, 12, vs. Oregon State (3/5/16)  
By Opponent Chimezie Metu, 11, USC (3/9/16)



**Game No. 1 - November 11, 2016**  
**Pauley Pavilion - Los Angeles, Calif.**  
**(16) UCLA 119, Pacific 80**

**PACIFIC 80**

NAME	FG	3FG	FT	R	PF	TP	A	MIN
Vuko	3-4	1-1	0-0	8	2	7	0	22
Bowles	3-10	1-4	7-10	2	2	14	2	32
Eleraky	1-3	0-0	0-4	3	2	2	0	15
Wallace	8-15	2-5	3-6	3	4	21	0	24
Taylor	4-7	3-3	0-0	6	4	11	1	20
Montague	0-3	0-2	0-0	1	4	0	1	17
Williams	3-7	2-5	0-0	2	0	8	0	15
Tinsley	1-1	0-0	1-2	0	0	3	0	2
Ursery	3-7	0-0	1-2	3	4	7	2	20
Rector	0-1	0-1	0-0	0	0	0	0	2
Lampkin	1-4	0-1	2-3	2	1	4	1	14
Smith	0-3	0-3	0-1	0	1	0	0	9
Theodorou	1-1	1-1	0-0	1	1	3	0	8
<b>TOTALS</b>	<b>28-66</b>	<b>10-26</b>	<b>14-28</b>	<b>33</b>	<b>25</b>	<b>80</b>	<b>7</b>	<b>200</b>

**UCLA 119**

NAME	FG	3FG	FT	R	PF	TP	A	MIN
Leaf	9-13	2-5	2-5	15	2	22	4	37
Welsh	3-9	0-0	0-0	6	4	6	0	26
Ball	6-8	3-4	4-5	8	2	19	11	34
Hamilton	7-12	3-7	0-0	1	3	17	8	29
Alford	9-13	6-9	6-7	2	3	30	1	32
Holiday	6-10	4-5	2-2	3	5	18	5	24
Wulff, I.	1-1	0-0	1-2	2	0	3	0	2
Goloman	1-1	0-0	2-3	3	5	4	0	6
Smith	0-2	0-0	0-0	0	2	0	0	2
Wulff, A.	0-0	0-0	0-0	1	0	0	0	2
Okwarabizie	0-0	0-0	0-0	1	1	0	0	6
<b>TOTALS</b>	<b>42-69</b>	<b>18-30</b>	<b>17-24</b>	<b>43</b>	<b>27</b>	<b>119</b>	<b>29</b>	<b>200</b>

Halftime Score - UCLA 63, Pacific 39. Team Rebounds - Pacific 2, UCLA 1. Turnovers - Pacific 14, UCLA 12. Technicals - UCLA: Lonzo Ball. Attendance: 8,743. Officials - Bill Vinovich, Shawn Lehigh, Coban Lopez.

**Game No. 2 - November 13, 2016**  
**Pauley Pavilion - Los Angeles, Calif.**  
**(16) UCLA 102, CSUN 87**

**CSUN 87**

NAME	FG	3FG	FT	R	PF	TP	A	MIN
Lubin	3-6	0-0	2-5	13	5	8	0	20
Johns	1-2	0-0	0-0	0	4	2	0	16
Smith	8-14	1-3	4-5	4	3	21	4	34
Johnson	6-13	1-3	2-5	0	2	15	2	32
Parks	7-11	2-2	2-2	3	5	18	1	23
Warren	0-4	0-3	2-3	2	2	2	2	28
Dawson	7-11	1-2	3-3	9	4	18	1	28
Kaba-Camara	1-1	0-0	1-1	0	1	3	0	5
Richardson	0-0	0-0	0-0	0	4	0	0	4
Wilbut	0-4	0-2	0-0	0	0	0	0	6
Theus Jr.	0-0	0-0	0-0	0	0	0	0	4
<b>TOTALS</b>	<b>33-66</b>	<b>5-15</b>	<b>16-24</b>	<b>31</b>	<b>30</b>	<b>87</b>	<b>10</b>	<b>200</b>

**UCLA 102**

NAME	FG	3FG	FT	R	PF	TP	A	MIN
Leaf	4-6	0-1	4-6	6	4	12	4	18
Welsh	3-12	0-0	4-4	13	3	10	2	30
Ball	4-6	1-3	4-6	8	2	13	6	38
Hamilton	9-14	1-4	3-4	3	4	22	1	34
Alford	5-13	2-4	8-8	0	2	20	3	34
Holiday	3-9	1-3	6-7	4	3	13	5	29
Goloman	5-7	0-1	2-4	8	3	12	2	15
Okwarabizie	0-0	0-0	0-0	0	1	0	0	2
<b>TOTALS</b>	<b>33-67</b>	<b>5-16</b>	<b>31-39</b>	<b>44</b>	<b>23</b>	<b>102</b>	<b>23</b>	<b>200</b>

Halftime Score - CSUN 42, UCLA 40. Team Rebounds - UCLA 2, CSUN 0. Turnovers - UCLA 20, CSUN 18. Technicals - None. Attendance: 7,149. Officials - Verne Harris, Chris Rastatter, Eric Curry.

**Game No. 3 - November 17, 2016**  
**Pauley Pavilion - Los Angeles, Calif.**  
**(16) UCLA 88, San Diego 68**

**SAN DIEGO 68**

NAME	FG	3FG	FT	R	PF	TP	A	MIN
Neubauer	6-9	1-4	1-1	3	3	14	1	25
Bailey	7-14	3-4	5-6	9	4	22	3	32
Barrino	1-7	0-0	0-0	6	4	2	4	27
Williams	1-6	1-2	0-0	4	2	3	1	36
Carter III	5-19	3-10	0-0	4	2	13	3	28
Carbone	2-13	2-11	0-0	5	3	6	2	28
Gray	1-4	0-0	2-2	2	0	4	0	11
Ryder	2-3	0-0	0-0	2	2	4	0	13
<b>TOTALS</b>	<b>25-75</b>	<b>10-31</b>	<b>8-9</b>	<b>38</b>	<b>20</b>	<b>68</b>	<b>14</b>	<b>200</b>

**UCLA 88**

NAME	FG	3FG	FT	R	PF	TP	A	MIN
Leaf	11-13	0-1	4-4	10	1	26	1	30
Welsh	4-7	0-0	4-4	11	1	12	0	26
Ball	4-11	1-6	4-6	7	0	13	8	38
Hamilton	5-11	1-6	1-2	3	2	12	6	29
Alford	2-8	1-5	5-5	3	1	10	3	36
Holiday	4-8	2-4	1-1	5	1	11	2	27
Goloman	2-3	0-0	0-0	1	4	4	1	14
<b>TOTALS</b>	<b>32-61</b>	<b>5-22</b>	<b>19-22</b>	<b>43</b>	<b>10</b>	<b>88</b>	<b>21</b>	<b>200</b>

Halftime Score - UCLA 41, San Diego 33. Team Rebounds - San Diego 3, UCLA 3. Turnovers - UCLA 8, San Diego 7. Technicals - None. Attendance: 6,893. Officials - Mike Reed, Keith Kimble, D.G. Nelson.

**Game No. 4 - November 20, 2016**  
**Pauley Pavilion - Los Angeles, Calif.**  
**(16) UCLA 114, Long Beach State 77**

**LONG BEACH STATE 77**

NAME	FG	3FG	FT	R	PF	TP	A	MIN
Levin	3-6	1-2	1-4	9	1	8	2	30
Prince	3-5	0-0	4-5	3	2	10	1	20
Payne	3-8	1-3	0-0	0	3	7	0	15
Griffin	4-8	3-5	0-0	1	0	11	0	15
Bibbins	3-6	2-3	0-0	3	3	8	5	33
Jackson	5-10	0-2	5-7	1	3	15	6	26
Blackwell	4-9	4-6	0-0	0	1	12	1	19
Yussuf	1-3	0-0	0-0	4	1	2	3	11
Riggins	0-0	0-0	0-0	0	0	0	0	4
Shropshire	1-1	0-0	0-0	1	0	2	0	3
Rifkind	0-1	0-1	0-0	0	0	0	0	3
Ogalue	0-0	0-0	0-0	0	0	0	1	3
Moye	0-0	0-0	0-0	1	0	0	0	3
Williams	0-1	0-0	2-4	2	0	2	0	8
Jackson, J.	0-0	0-0	0-0	1	1	0	0	7
<b>TOTALS</b>	<b>27-58</b>	<b>11-22</b>	<b>12-20</b>	<b>28</b>	<b>15</b>	<b>77</b>	<b>19</b>	<b>200</b>

**UCLA 114**

NAME	FG	3FG	FT	R	PF	TP	A	MIN
Leaf	8-12	1-2	4-5	9	3	21	1	30
Welsh	6-9	0-0	0-0	7	4	12	0	23
Ball	8-11	2-3	2-2	2	1	20	11	31
Hamilton	7-13	4-6	0-0	2	1	18	4	27
Alford	5-8	5-6	0-0	2	1	15	6	32
Holiday	7-10	0-2	2-2	2	2	16	5	25
Wulff, I.	0-0	0-0	0-0	0	0	0	0	3
Goloman	3-5	0-0	2-2	3	2	8	0	18
Smith	2-2	0-0	0-0	0	1	4	0	3
Wulff, A.	0-1	0-1	0-0	0	1	0	0	3
Okwarabizie	0-0	0-0	0-0	2	1	0	0	5
<b>TOTALS</b>	<b>46-71</b>	<b>12-20</b>	<b>10-11</b>	<b>32</b>	<b>17</b>	<b>114</b>	<b>27</b>	<b>200</b>

Halftime Score - UCLA 56, Long Beach State 37. Team Rebounds - UCLA 3, Long Beach State 2. Turnovers - Long Beach State 23, UCLA 11. Technicals - None. Attendance: 8,294. Officials - Mike Scypfers, Tony Padilla, Scott Brown.

**Game No. 5 - November 24, 2016**  
**Titan Gym - Fullerton, Calif.**  
**(14) UCLA 99, Portland 77**

**PORTLAND 77**

NAME	FG	3FG	FT	R	PF	TP	A	MIN
Taylor	2-9	1-6	1-2	4	1	6	1	31
Marshall	3-6	2-3	2-2	2	2	10	0	23
Hartwich	0-0	0-0	0-0	6	2	0	0	15
Wintering	5-15	1-2	2-2	6	3	13	2	30
Johnson	9-16	4-7	3-3	2	1	25	4	31
Jackson	2-5	2-3	0-0	1	1	6	1	12
Tyson	5-14	4-11	2-2	4	3	16	0	28
Ferguson	0-0	0-0	0-0	1	1	0	1	7
Barreno	0-3	0-0	0-0	6	3	0	0	14
Smoyer	0-1	0-0	1-2	3	2	1	1	9
<b>TOTALS</b>	<b>26-69</b>	<b>14-32</b>	<b>11-13</b>	<b>37</b>	<b>19</b>	<b>77</b>	<b>10</b>	<b>200</b>

**UCLA 99**

NAME	FG	3FG	FT	R	PF	TP	A	MIN
Leaf	6-9	1-1	1-1	9	3	14	4	28
Welsh	8-10	0-0	0-0	10	3	16	0	26
Ball	6-9	4-7	2-3	4	2	18	11	27
Hamilton	5-13	4-9	2-2	3	0	16	6	30
Alford	4-10	3-8	2-2	1	3	13	2	34
Holiday	4-9	2-4	4-6	5	2	14	5	26
Goloman	3-6	0-0	1-2	6	2	7	1	17
Smith	0-0	0-0	0-0	0	0	0	0	4
Wulff, A.	0-0	0-0	0-0	0	1	0	0	4
Okwarabizie	0-0	0-0	1-2	0	0	1	0	4
<b>TOTALS</b>	<b>36-66</b>	<b>14-29</b>	<b>13-18</b>	<b>40</b>	<b>15</b>	<b>99</b>	<b>29</b>	<b>200</b>

Halftime Score - UCLA 45, Portland 37. Team Rebounds - Portland 2, UCLA 2. Turnovers - Portland 15, UCLA 11. Technicals - None. Attendance: 3,816. Officials - Tom Eades, Earl Walton, Donnie Eppley.

**Game No. 6 - November 25, 2016**  
**Titan Gym - Fullerton, Calif.**  
**(14) UCLA 82, Nebraska 71**

**NEBRASKA 71**

NAME	FG	3FG	FT	R	PF	TP	A	MIN
McVeigh	0-8	0-5	1-2	2	1	1	0	27
Jacobson	3-8	0-2	0-0	6	4	6	0	24
Morrow Jr.	4-6	0-0	0-1	7	1	8	0	25
Webster	8-16	2-3	1-3	7	3	19	7	36
Watson Jr.	10-18	3-7	4-4	3	4	27	3	36
Gill	1-10	1-6	0-0	5	1	3	1	16
Horne	0-1	0-1	0-0	0	1	0	0	7
Taylor	0-1	0-0	0-1	0	0	0	0	8
Roby	1-2	0-0	1-2	1	1	3	0	8
Fuller	0-1	0-0	0-0	0	0	0	0	1
Tshimanga	2-4	0-0	0-0	6	2	4	0	12
<b>TOTALS</b>	<b>29-75</b>	<b>6-24</b>	<b>7-13</b>	<b>42</b>	<b>18</b>	<b>71</b>	<b>11</b>	<b>200</b>

**UCLA 82**

NAME	FG	3FG	FT	R	PF	TP	A	MIN
Leaf	4-9	3-4	1-2	4	2	12	4	26
Welsh	5-8	0-0	2-2	11	1	12	2	28
Ball	5-9	3-5	0-0	3	5	13	7	30
Hamilton	5-12	3-7						

**Game No. 7 - November 27, 2016**  
**Honda Center - Anaheim, Calif.**  
**(14) UCLA 74, Texas A&M 67**

**TEXAS A&M 67**

NAME	FG	3FG	FT	R	PF	TP	A	MIN
Hogg	4-18	0-8	0-0	6	3	8	4	36
Davis	7-13	0-0	2-5	8	2	16	1	27
Trocha-Morelos	4-8	3-6	0-0	9	1	11	1	30
Gilder	6-12	3-6	2-3	5	2	17	3	37
Hampton	1-5	1-2	0-0	1	2	3	2	33
Vila	0-1	0-0	0-2	0	0	0	0	9
Collins	0-0	0-0	0-0	0	0	0	0	1
Miller	0-0	0-0	0-0	0	0	0	0	4
Williams	4-8	0-0	4-5	3	2	12	4	23
<b>TOTALS</b>	<b>26-65</b>	<b>7-22</b>	<b>8-15</b>	<b>36</b>	<b>12</b>	<b>67</b>	<b>15</b>	<b>200</b>

**UCLA 74**

NAME	FG	3FG	FT	R	PF	TP	A	MIN
Leaf	6-9	1-1	0-1	9	3	13	0	32
Welsh	3-7	0-0	0-0	8	4	6	0	27
Ball	6-14	4-9	0-0	5	1	16	10	36
Hamilton	7-15	3-8	0-0	7	2	17	2	30
Alford	3-7	2-5	5-6	3	1	13	3	32
Holiday	2-3	2-3	1-4	2	0	7	3	23
Anigbogu	1-3	0-0	0-0	2	3	2	0	12
Goloman	0-1	0-0	0-2	1	0	0	1	8
<b>TOTALS</b>	<b>28-59</b>	<b>12-26</b>	<b>6-13</b>	<b>42</b>	<b>14</b>	<b>74</b>	<b>19</b>	<b>200</b>

Halftime Score - UCLA 35, Texas A&M 34. Team Rebounds - UCLA 5, Texas A&M 3. Turnovers - UCLA 15, Texas A&M 12. Technicals - None. Attendance: 4,221. Officials - Tom Eades, Ted Valentine, Tony Padilla.

UCLA wins the 2016 Wooden Legacy.

**Game No. 8 - November 30, 2016**  
**Pauley Pavilion - Los Angeles, Calif.**  
**(11) UCLA 98, UC Riverside 56**

**UC RIVERSIDE 56**

NAME	FG	3FG	FT	R	PF	TP	A	MIN
Johnson	7-18	1-6	2-3	6	4	17	1	33
Larsson	1-6	0-0	1-2	2	3	3	0	20
Murray	4-12	2-5	3-4	7	0	13	2	32
Thames	1-9	0-3	0-0	4	0	2	1	23
Martin	2-8	1-3	0-0	2	2	5	0	28
Thomas	4-10	4-5	0-0	3	1	12	2	24
Rwahwire	0-2	0-2	0-0	0	0	0	0	6
Rosser	0-0	0-0	0-0	1	5	0	0	12
Flippin	0-0	0-0	0-0	0	0	0	0	3
Dijkstra	1-4	0-1	0-0	3	2	2	1	16
Jackson	1-1	0-0	0-0	1	0	2	1	3
<b>TOTALS</b>	<b>21-70</b>	<b>8-25</b>	<b>6-9</b>	<b>30</b>	<b>17</b>	<b>56</b>	<b>8</b>	<b>200</b>

**UCLA 98**

NAME	FG	3FG	FT	R	PF	TP	A	MIN
Leaf	9-12	0-1	0-1	10	0	18	2	27
Welsh	6-6	0-0	0-0	12	2	12	3	25
Ball	2-3	0-1	1-2	2	0	5	13	36
Hamilton	9-15	7-12	2-2	6	0	27	1	29
Alford	1-6	1-5	2-2	5	3	5	4	33
Holiday	6-12	3-5	3-3	4	2	18	5	28
Wulff, I.	1-1	0-0	0-0	0	1	2	0	3
Anigbogu	1-4	0-0	3-6	4	3	5	0	10
Smith	0-0	0-0	0-0	0	0	0	0	3
Wulff, A.	2-3	2-3	0-0	0	0	6	1	3
Okwarabizie	0-0	0-0	0-0	2	0	0	0	3
<b>TOTALS</b>	<b>37-62</b>	<b>13-27</b>	<b>11-16</b>	<b>46</b>	<b>11</b>	<b>98</b>	<b>29</b>	<b>200</b>

Halftime Score - UCLA 42, UC Riverside 27. Team Rebounds - UC Riverside 1, UCLA 1. Turnovers - UC Riverside 12, UCLA 12. Technicals - None. Attendance: 6,328. Officials - Tony Padilla, Eric Curry, Marques Pettigrew.

**Game No. 9 - December 3, 2016**  
**Rupp Arena - Lexington, Ky.**  
**(11) UCLA 97, (1) Kentucky 92**

**UCLA 97**

NAME	FG	3FG	FT	R	PF	TP	A	MIN
Leaf	7-12	1-2	2-2	13	3	17	5	32
Welsh	5-7	0-0	4-4	8	5	14	0	19
Ball	5-12	2-8	2-2	6	2	14	7	38
Hamilton	7-13	3-5	2-3	4	1	19	1	33
Alford	4-10	2-5	4-6	0	2	14	1	35
Holiday	4-7	2-3	3-4	0	4	13	4	20
Anigbogu	3-4	0-0	0-0	6	5	6	0	17
Goloman	0-1	0-0	0-0	3	2	0	0	6
<b>TOTALS</b>	<b>35-66</b>	<b>10-23</b>	<b>17-21</b>	<b>41</b>	<b>24</b>	<b>97</b>	<b>18</b>	<b>200</b>

**KENTUCKY 92**

NAME	FG	3FG	FT	R	PF	TP	A	MIN
Adebayo	4-12	0-0	10-13	13	3	18	0	33
Gabriel	1-2	0-1	0-0	8	1	2	0	17
Fox	8-20	1-4	3-5	2	4	20	9	34
Monk	10-19	4-8	0-0	3	3	24	0	36
Briscoe	4-14	0-5	4-7	4	4	12	3	34
Humphries	0-2	0-0	0-0	2	2	0	2	8
Hawkins	2-4	1-2	0-0	1	2	5	0	16
Willis	4-7	2-4	1-2	4	3	11	2	22
<b>TOTALS</b>	<b>33-80</b>	<b>8-24</b>	<b>18-27</b>	<b>38</b>	<b>22</b>	<b>92</b>	<b>16</b>	<b>200</b>

Halftime Score - UCLA 49, Kentucky 45. Team Rebounds - Kentucky 1, UCLA 1. Turnovers - UCLA 18, Kentucky 9. Technicals - None. Attendance: 23,976. Officials - Doug Shows, John Higgins, Bryon Jarrett.

**Game No. 10 - December 10, 2016**  
**Pauley Pavilion - Los Angeles, Calif.**  
**(2) UCLA 102, Michigan 84**

**MICHIGAN 84**

NAME	FG	3FG	FT	R	PF	TP	A	MIN
Wilson	3-6	2-3	0-0	1	3	8	2	24
Wagner	3-4	2-3	3-3	1	4	11	0	20
Walton Jr.	2-7	1-3	4-4	4	2	9	2	33
Abdur-Rahkman	4-11	1-3	2-2	2	3	11	2	32
Irvin	7-14	4-6	0-0	5	1	18	7	37
Simpson	0-0	0-0	0-0	0	1	0	1	9
Wright-Jones	0-0	0-0	0-0	0	1	0	0	1
Teske	0-0	0-0	0-0	2	0	0	0	1
Loneragan	0-0	0-0	0-0	0	0	0	0	1
Robinson	4-8	2-4	3-4	4	2	13	2	22
Watson	1-3	0-2	0-0	0	0	2	0	2
Donnal	5-5	2-2	0-0	2	0	12	0	18
<b>TOTALS</b>	<b>29-58</b>	<b>14-26</b>	<b>12-13</b>	<b>23</b>	<b>17</b>	<b>84</b>	<b>16</b>	<b>200</b>

**UCLA 102**

NAME	FG	3FG	FT	R	PF	TP	A	MIN
Goloman	3-3	0-0	0-0	2	5	6	1	10
Leaf	10-14	1-2	0-1	8	4	21	2	36
Ball	5-8	4-7	5-10	7	1	19	4	34
Hamilton	6-12	2-4	0-0	4	0	14	7	32
Alford	6-10	3-6	3-3	4	1	18	3	32
Holiday	6-7	5-5	0-0	0	1	17	5	27
Wulff, I.	0-0	0-0	0-0	0	0	0	0	1
Anigbogu	3-4	0-0	0-2	4	3	6	1	25
Smith	0-0	0-0	1-2	0	0	1	0	1
Wulff, A.	0-0	0-0	0-0	0	0	0	0	1
Okwarabizie	0-0	0-0	0-0	0	0	0	0	1
<b>TOTALS</b>	<b>39-58</b>	<b>15-24</b>	<b>9-18</b>	<b>30</b>	<b>15</b>	<b>102</b>	<b>23</b>	<b>200</b>

Halftime Score - UCLA 50, Michigan 50. Team Rebounds - Michigan 2, UCLA 1. Turnovers - Michigan 8, UCLA 8. Technicals - None. Attendance: 13,571. Officials - Verne Harris, David Hall, Eric Curry.

**Game No. 11 - December 14, 2016**  
**Pauley Pavilion - Los Angeles, Calif.**  
**(2) UCLA 102, UC Santa Barbara 62**

**UC SANTA BARBARA 62**

NAME	FG	3FG	FT	R	PF	TP	A	MIN
Canty	4-10	0-0	1-4	7	3	9	1	22
Lakoju	5-14	0-0	1-2	12	2	11	0	25
Childress	3-9	1-4	0-0	1	4	7	3	29
Vincent	3-18	2-9	2-2	2	4	10	1	33
Heidegger	4-10	1-4	0-0	4	0	9	1	22
Blackmon	0-4	0-0	0-0	2	0	0	0	5
Powell Jr.	3-7	0-0	2-4	2	2	8	0	11
Kupchak	0-1	0-0	0-0	3	1	0	0	12
Osifeso	0-0	0-0	0-0	1	0	0	0	2
Hart	1-3	0-0	0-0	5	2	2	0	13
Walters	1-1	1-1	0-0	0	0	3	0	2
Terrell	1-5	0-2	1-1	7	2	3	3	20
White	0-0	0-0	0-0	0	0	0	0	2
Slachert	0-1	0-0	0-0	1	0	0	0	2
<b>TOTALS</b>	<b>25-83</b>	<b>5-20</b>	<b>7-13</b>	<b>50</b>	<b>20</b>	<b>62</b>	<b>9</b>	<b>200</b>

**UCLA 102**

NAME	FG	3FG	FT	R	PF	TP	A	MIN
Goloman	3-3	0-0	1-2	7	2	7	1	23
Leaf	11-17	3-4	0-1	10	1	25	8	30
Ball	5-10	3-6	0-0	10	1	13	7	33
Hamilton	6-15	1-9	0-0	1	2	13	1	31
Alford	5-12	3-10	2-3	2	1	15	2	29
Holiday	5-8	1-4	9-9	3	1	20	6	29
Anigbogu	4-5	0-0	1-1	7	3	9	1	18
Smith	0-0	0-0	0-0	0	0	0	1	2
Wulff, A.	0-1	0-1	0-0	0	0	0	0	2
Okwarabizie	0-0	0-0	0-0	1	0	0	0	3
<b>TOTALS</b>	<b>39-71</b>	<b>11-34</b>	<b>13-16</b>	<b>46</b>	<b>11</b>	<b>102</b>	<b>27</b>	<b>200</b>

Halftime Score - UCLA 54, UC Santa Barbara 30. Team Rebounds - UCLA 5, UC Santa Barbara 3. Turnovers - UC Santa Barbara 14, UCLA 8. Technicals - None. Attendance: 7,484. Officials - Mike Scyphers, Dick Cartmell, Michale Greenstein.

**Game No. 12 - December 17, 2016**  
**T-Mobile Arena - Las Vegas, Nev.**  
**(2) UCLA 86, Ohio State 73**

**OHIO STATE 73**

NAME	FG	3FG	FT	R	PF	TP	A	MIN
Potter	1-3	0-1	1-2	8	1	3	0	16
Tate	7-13	0-1	1-1	2	4	15	1	34
Loving	7-11	3-6	2-2	6	3	19	3	37
Lyle	1-7	1-5	5-6	1	3	8	6	35
Williams	4-11	1-6	0-0	0	2	9	3	25
Jackson	1-2	0-1	0-0	1	2	2	2	5
Thompson	2-3	0-0	0-0	8	3	4	0	23
Bates-Diop	6-12	0-4	1-1	3	2	13	2	25
<b>TOTALS</b>	<b>29-62</b>	<b>5-24</b>	<b>10-12</b>	<b>31</b>	<b>20</b>	<b>73</b>	<b>17</b>	<b>200</b>

**UCLA 86**

NAME	FG	3FG	FT	R	PF	TP	A	MIN
Ball	3-8	2-5	0-0	9	2	8	9	38
Hamilton	8-15	1-5	0-0	8	2	17	3	34
Goloman	1-1	0-0	2-2	4	0	4	1	17
Alford	6-14	4-11	4-5	2	0	20	3	35
Leaf	6-11	1-4	0-2	8	1	13	1	38
Holiday	5-12	2-6	8-10	4	4	20	1	25
Anigbogu	2-3	0-0	0-0	4	4	4	1	13
<b>TOTALS</b>	<b>31-6</b>							

**Game No. 13 - December 21, 2016**  
**Pauley Pavilion - Los Angeles, Calif.**  
**(2) UCLA 82, Western Michigan 68**

**WESTERN MICHIGAN 68**

NAME	FG	3FG	FT	R	PF	TP	A	MIN
Haymond	8-16	0-2	0-0	3	3	16	0	33
Johnson	0-4	0-0	0-0	2	3	0	0	21
LaMont	2-5	0-0	0-0	1	3	4	0	17
Wildier	10-18	2-4	0-0	5	3	22	4	34
Jones	6-11	0-1	0-0	6	1	12	2	28
Moore	3-7	3-4	0-0	0	4	9	0	26
Davis	0-2	0-1	0-0	5	0	0	2	11
Randall	1-2	0-1	0-0	0	0	2	0	6
Ikongshul	0-1	0-0	0-0	3	0	0	0	3
Dugan	1-3	0-0	1-3	6	2	3	1	21
<b>TOTALS</b>	<b>31-69</b>	<b>5-13</b>	<b>1-3</b>	<b>36</b>	<b>19</b>	<b>68</b>	<b>9</b>	<b>200</b>

**UCLA 82**

NAME	FG	3FG	FT	R	PF	TP	A	MIN
Goloman	2-4	0-0	2-3	6	1	6	3	17
Leaf	6-11	1-2	1-1	8	2	14	1	32
Ball	3-7	0-3	1-2	5	3	7	4	37
Hamilton	5-11	0-2	1-1	8	0	11	5	35
Alford	8-17	4-11	2-3	2	1	22	2	32
Holiday	7-11	1-4	1-1	1	2	16	7	30
Anigbogu	2-5	0-0	2-5	5	1	6	0	17
Smith	0-0	0-0	0-0	0	0	0	0	0+
Wulff, A.	0-0	0-0	0-0	0	0	0	0	0+
<b>TOTALS</b>	<b>33-66</b>	<b>6-22</b>	<b>10-16</b>	<b>39</b>	<b>10</b>	<b>82</b>	<b>22</b>	<b>200</b>

Halftime Score - UCLA 45, Western Michigan 33. Team Rebounds - Western Michigan 5, UCLA 4. Turnovers - Western Michigan 18, UCLA 15. Technicals - None. Attendance: 10,695. Officials - Tom O'Neill, Kevin Brill, Daryl Gelinas.

**Game No. 14 - December 28, 2016**  
**Matthew Knight Arena - Eugene, Ore.**  
**(21) Oregon 89, (2) UCLA 87**

**UCLA 87**

NAME	FG	3FG	FT	R	PF	TP	A	MIN
Welsh	8-11	0-0	4-4	10	2	20	1	27
Leaf	5-8	1-2	2-4	5	4	13	1	32
Ball	5-11	3-8	1-2	3	3	14	6	38
Hamilton	1-6	0-2	0-0	5	1	2	3	24
Alford	7-11	6-10	0-1	4	2	20	1	32
Holiday	2-10	1-3	0-0	1	2	5	7	28
Anigbogu	4-4	0-0	1-1	4	3	9	0	11
Goloman	2-3	0-0	0-0	2	2	4	0	8
<b>TOTALS</b>	<b>34-64</b>	<b>11-25</b>	<b>8-12</b>	<b>35</b>	<b>19</b>	<b>87</b>	<b>19</b>	<b>200</b>

**OREGON 89**

NAME	FG	3FG	FT	R	PF	TP	A	MIN
Bell	5-8	1-1	2-2	7	2	13	0	30
Brooks	9-20	2-8	3-6	9	4	23	4	35
Pritchard	5-8	3-5	2-2	2	3	15	9	31
Dorsey	3-9	1-5	4-6	1	2	11	2	28
Ennis	3-11	1-4	3-4	5	0	10	3	31
Benson	2-2	2-2	0-0	0	2	6	0	13
Boucher	2-8	1-5	4-5	7	1	9	1	27
Bigby-Williams	1-1	0-0	0-0	1	1	2	0	5
<b>TOTALS</b>	<b>30-67</b>	<b>11-30</b>	<b>18-25</b>	<b>37</b>	<b>15</b>	<b>89</b>	<b>19</b>	<b>200</b>

Halftime Score - Oregon 52, UCLA 47. Team Rebounds - Oregon 5, UCLA 1. Turnovers - UCLA 14, Oregon 9. Technicals - None. Attendance: 12,364. Officials - Verne Harris, Mike Reed, Steve Olson.

**Game No. 15 - December 30, 2016**  
**Gill Coliseum - Corvallis, Ore.**  
**(2) UCLA 76, Oregon State 63**

**UCLA 76**

NAME	FG	3FG	FT	R	PF	TP	A	MIN
Welsh	1-2	0-0	0-0	5	4	2	0	20
Leaf	9-13	0-1	3-4	10	1	21	2	34
Ball	7-14	4-8	5-8	6	1	23	7	38
Hamilton	0-10	0-5	0-0	3	2	0	4	28
Alford	4-8	2-5	2-3	2	2	12	2	33
Holiday	3-8	3-6	5-8	4	4	14	6	28
Anigbogu	2-3	0-0	0-0	3	3	4	0	15
Goloman	0-1	0-0	0-0	0	0	0	0	4
<b>TOTALS</b>	<b>26-59</b>	<b>9-25</b>	<b>15-23</b>	<b>36</b>	<b>17</b>	<b>76</b>	<b>21</b>	<b>200</b>

**OREGON STATE 63**

NAME	FG	3FG	FT	R	PF	TP	A	MIN
Eubanks	6-12	0-0	6-8	9	1	18	1	35
Dahlen	1-2	0-0	0-0	3	4	2	1	14
McLaughlin	3-9	2-4	4-5	0	4	12	1	32
Thompson, Jr.	10-17	3-4	2-3	2	2	25	4	39
Manuel	1-8	1-4	0-0	4	1	3	2	37
Sanders	0-0	0-0	0-0	0	0	0	0	1
Muller	0-0	0-0	0-0	2	2	0	0	11
Rakocevic	1-1	1-1	0-0	3	1	3	0	14
Koné	0-3	0-1	0-0	5	0	0	0	17
<b>TOTALS</b>	<b>22-52</b>	<b>7-14</b>	<b>12-16</b>	<b>33</b>	<b>15</b>	<b>63</b>	<b>9</b>	<b>200</b>

Halftime Score - UCLA 34, Oregon State 26. Team Rebounds - Oregon State 5, UCLA 3. Turnovers - Oregon State 16, UCLA 10. Technicals - None. Attendance: 5,596. Officials - Dick Cartmell, Gregory Nixon, Kelly Pfeifer.

**Game No. 16 - January 5, 2017**  
**Pauley Pavilion - Los Angeles, Calif.**  
**(4) UCLA 81, California 71**

**CALIFORNIA 71**

NAME	FG	3FG	FT	R	PF	TP	A	MIN
Rabb	5-12	1-2	6-9	20	4	17	1	39
Okoroh	2-5	0-0	0-0	13	2	4	0	27
Mullins	7-13	5-8	0-0	3	2	19	2	34
Moore	5-17	0-3	3-4	1	2	13	2	28
Bird	1-7	1-4	0-0	1	5	3	0	24
Singer	0-3	0-0	0-0	1	0	0	0	7
Moute a Bidiás	0-2	0-1	0-0	0	0	0	0	6
Coleman	7-10	0-0	1-3	5	4	15	0	22
Hamilton	0-0	0-0	0-0	0	0	0	0	3
Domingo	0-0	0-0	0-2	1	1	0	2	9
Rooks	0-0	0-0	0-0	0	0	0	0	1
<b>TOTALS</b>	<b>27-69</b>	<b>7-18</b>	<b>10-18</b>	<b>48</b>	<b>20</b>	<b>71</b>	<b>7</b>	<b>200</b>

**UCLA 81**

NAME	FG	3FG	FT	R	PF	TP	A	MIN
Leaf	7-11	0-1	4-5	11	3	18	3	33
Welsh	4-10	0-0	2-2	6	2	10	0	24
Ball	5-12	1-7	3-4	5	1	14	7	37
Hamilton	1-8	1-3	2-2	2	3	5	2	28
Alford	8-13	5-7	3-4	3	0	24	2	35
Holiday	1-5	0-1	4-4	4	2	6	3	28
Anigbogu	1-1	0-0	0-0	1	4	2	0	5
Goloman	0-2	0-0	2-2	2	3	2	1	10
<b>TOTALS</b>	<b>27-62</b>	<b>7-19</b>	<b>20-23</b>	<b>37</b>	<b>18</b>	<b>81</b>	<b>18</b>	<b>200</b>

Halftime Score - UCLA 44, California 24. Team Rebounds - California 3, UCLA 3. Turnovers - California 13, UCLA 9. Technicals - None. Attendance: 13,659. Officials - Mike Scypfers, Deldre Carr, Randy Heimerman.

**Game No. 17 - January 8, 2017**  
**Pauley Pavilion - Los Angeles, Calif.**  
**(4) UCLA 89, Stanford 75**

**STANFORD 75**

NAME	FG	3FG	FT	R	PF	TP	A	MIN
Humphrey	10-22	1-3	6-8	14	5	27	0	34
Verhoeven	2-3	0-0	0-0	2	1	4	0	11
Pickens	4-13	2-8	2-4	4	3	12	3	36
Sheffield	0-4	0-0	0-0	0	0	0	2	10
Allen, Mar.	2-5	0-0	0-0	1	2	4	0	20
Sanders	0-3	0-1	0-0	1	1	0	0	13
Cartwright	7-16	2-5	2-2	5	3	18	9	34
Allen, Mal.	0-0	0-0	0-0	0	0	0	0	1
Sharma	2-5	0-0	2-2	5	2	6	0	16
Walker	1-3	0-0	2-2	3	2	4	0	20
Stanback	0-0	0-0	0-0	0	0	0	0	5
<b>TOTALS</b>	<b>28-74</b>	<b>5-17</b>	<b>14-18</b>	<b>40</b>	<b>19</b>	<b>75</b>	<b>14</b>	<b>200</b>

**UCLA 89**

NAME	FG	3FG	FT	R	PF	TP	A	MIN
Leaf	5-8	1-1	4-7	10	4	15	6	27
Welsh	3-11	0-0	0-0	7	4	6	0	21
Ball	7-10	4-5	3-4	6	3	21	8	35
Hamilton	6-15	1-7	2-3	5	1	15	0	32
Alford	4-6	4-5	5-8	3	0	17	2	33
Holiday	3-7	1-2	2-2	6	1	9	5	27
Anigbogu	3-4	0-0	0-1	3	2	6	0	14
Goloman	0-1	0-0	0-0	2	1	0	1	11
<b>TOTALS</b>	<b>31-62</b>	<b>11-20</b>	<b>16-25</b>	<b>43</b>	<b>16</b>	<b>89</b>	<b>22</b>	<b>200</b>

Halftime Score - UCLA 48, Stanford 30. Team Rebounds - Stanford 5, UCLA 1. Turnovers - UCLA 16, Stanford 10. Technicals - None. Attendance: 13,659. Officials - Verne Harris, Tony Padilla, Randy McCall.

**Game No. 18 - January 12, 2017**  
**Coors Events Center - Boulder, Colo.**  
**(4) UCLA 104, Colorado 89**

**UCLA 104**

NAME	FG	3FG	FT	R	PF	TP	A	MIN
Leaf	4-7	2-2	2-3	5	3	12	1	28
Welsh	2-7	0-0	0-0	6	5	4	0	19
Ball	3-6	2-5	3-3	2	4	11	8	34
Hamilton	7-11	4-5	2-2	4	2	20	2	33
Alford	11-18	9-14	6-6	2	2	37	1	34
Holiday	5-8	2-5	2-2	3	2	14	3	29
Anigbogu	2-4	0-0	0-0	3	3	4	0	12
Goloman	1-1	0-0	0-0	2	4	2	1	11
<b>TOTALS</b>	<b>35-62</b>	<b>19-31</b>	<b>15-16</b>	<b>28</b>	<b>25</b>	<b>104</b>	<b>16</b>	<b>200</b>

**COLORADO 89**

NAME	FG	3FG	FT	R	PF	TP	A	MIN
Gordon	3-6	0-0	6-10	6	2	12	2	32
Johnson	8-14	3-6	2-4	6	2	21	1	30
Brown	1-3	0-1	1-1	2	2	3	0	16
White	5-12	1-4	9-10	4	2	20	2	33
King	4-9	2-2	3-4	5	0	13	1	29
Akyazili	1-1	0-0	0-0	1	2	2	0	10
Miller	0-1	0-0	0-1	4	2	0	0	10
Collier	2-6	1-3	2-2	1	2	7	4	18
Peters	3-4	1-2	4-6	0	3	11	1	17
Siewert	0-1	0-0	0-0	1	0	0	0	2
Fortune	0-1	0-1	0-0	1	0	0	0	3
<b>TOTALS</b>	<b>27-58</b>	<b>8-19</b>	<b>27-38</b>	<b>34</b>	<b>17</b>	<b>89</b>	<b>11</b>	<b>200</b>

Halftime Score - UCLA 51, Colorado 45. Team Rebounds - Colorado 3, UCLA 1. Turnovers - UCLA 12, Colorado 11. Technicals - None. Attendance: 8,755. Officials - Gregory Nixon, Shawn Lehig, Tom Nally.

**Game No. 19 - January 14, 2017**  
**Jon M. Huntsman Center - Salt Lake City, Utah**  
**(4) UCLA 83, Utah 82**

UCLA 83										
NAME	FG	3FG	FT	R	PF	TP	A	MIN		
Leaf	5-11	1-2	1-2	10	1	12	2	32		
Welsh	6-7	0-0	4-4	8	0	16	1	29		
Ball	7-12	3-7	0-0	6	2	17	8	40		
Hamilton	3-10	1-7	0-2	0	3	7	0	22		
Alford	6-12	3-7	0-1	3	1	15	1	35		
Holiday	5-13	1-6	3-4	2	4	14	5	24		
Anigbogu	1-3	0-0	0-0	3	1	2	0	9		
Goloman	0-0	0-0	0-0	0	1	0	0	9		
<b>TOTALS</b>	<b>33-68</b>	<b>9-29</b>	<b>8-13</b>	<b>34</b>	<b>13</b>	<b>83</b>	<b>17</b>	<b>200</b>		

UTAH 82										
NAME	FG	3FG	FT	R	PF	TP	A	MIN		
Collette	4-7	0-0	3-5	6	3	11	2	32		
Kuzma	7-14	1-4	0-0	11	1	15	6	31		
Zamora	2-4	1-2	0-0	1	4	5	1	18		
Daniels	7-13	1-3	0-0	5	2	15	4	38		
Bonam	9-14	1-5	0-0	2	1	19	4	35		
Barefield	5-10	3-5	0-1	2	2	13	1	27		
Van Dyke	0-0	0-0	0-0	0	0	0	0	2		
Rawson	0-2	0-2	0-0	4	0	0	0	9		
Johnson	2-2	0-0	0-0	2	0	4	0	8		
<b>TOTALS</b>	<b>36-66</b>	<b>7-21</b>	<b>3-6</b>	<b>35</b>	<b>13</b>	<b>82</b>	<b>18</b>	<b>200</b>		

Halftime Score - UCLA 42, Utah 40. Team Rebounds - UCLA 2, Utah 2. Turnovers - Utah 9, UCLA 7. Technicals - None. Attendance: 15,027. Officials - Mike Scyphers, Deldre Carr, Rick Batsell.

**Game No. 20 - January 19, 2017**  
**Pauley Pavilion - Los Angeles, Calif.**  
**(3) UCLA 102, Arizona State 80**

ARIZONA STATE 80										
NAME	FG	3FG	FT	R	PF	TP	A	MIN		
Oleka	5-17	0-4	0-3	12	0	10	2	38		
Vila	2-3	0-0	0-0	3	3	4	0	15		
Holder	8-16	2-5	4-6	4	4	22	5	37		
Evans II	4-12	2-8	0-0	2	0	10	4	38		
Justice	2-7	1-4	0-0	5	5	5	0	22		
Graham	10-22	6-13	0-0	1	1	26	0	34		
Witherill	0-0	0-0	0-0	0	0	0	0	3		
Jackson	0-0	0-0	0-0	1	0	0	0	1		
Tshisumpa	1-1	0-0	1-2	5	3	3	0	12		
<b>TOTALS</b>	<b>32-78</b>	<b>11-34</b>	<b>5-11</b>	<b>34</b>	<b>16</b>	<b>80</b>	<b>11</b>	<b>200</b>		

UCLA 102										
NAME	FG	3FG	FT	R	PF	TP	A	MIN		
Leaf	8-12	1-2	2-4	9	2	19	6	34		
Welsh	4-7	0-0	2-2	8	1	10	0	23		
Ball	3-5	1-2	3-4	7	2	10	12	32		
Hamilton	10-17	9-14	4-4	1	2	33	3	33		
Alford	3-6	2-4	1-2	2	2	9	1	32		
Holiday	4-7	3-5	2-2	3	2	13	8	27		
Anigbogu	1-2	0-0	2-6	9	5	4	0	13		
Goloman	2-2	0-0	0-0	2	1	4	0	6		
<b>TOTALS</b>	<b>35-58</b>	<b>16-27</b>	<b>16-24</b>	<b>43</b>	<b>17</b>	<b>102</b>	<b>30</b>	<b>200</b>		

Halftime Score - UCLA 54, Arizona State 39. Team Rebounds - UCLA 2, Arizona State 1. Turnovers - UCLA 14, Arizona State 7. Technicals - None. Attendance: 12,689. Officials - Tony Padilla, Chris Rastatter, Mike Reed.

**Game No. 21 - January 21, 2017**  
**Pauley Pavilion - Los Angeles, Calif.**  
**(14) Arizona 96, (3) UCLA 85**

ARIZONA 96										
NAME	FG	3FG	FT	R	PF	TP	A	MIN		
Markkanen	6-10	3-4	3-3	7	1	18	0	32		
Ristic	4-8	0-0	3-3	7	1	11	0	22		
Alkins	3-5	1-2	3-4	5	3	10	1	17		
Simmons	6-14	2-5	6-6	6	2	20	5	33		
Allen	4-10	0-2	1-1	2	2	9	1	30		
Jackson-Cartwright	2-4	2-3	0-0	2	0	6	4	18		
Comanche	5-6	0-0	0-0	1	4	10	0	17		
Pinder	0-1	0-0	0-0	0	2	0	0	4		
Trier	4-10	1-4	3-4	7	1	12	4	27		
<b>TOTALS</b>	<b>34-68</b>	<b>9-20</b>	<b>19-21</b>	<b>42</b>	<b>16</b>	<b>96</b>	<b>15</b>	<b>200</b>		

UCLA 85										
NAME	FG	3FG	FT	R	PF	TP	A	MIN		
Leaf	5-10	0-2	2-2	3	4	12	0	31		
Welsh	2-7	0-0	2-2	9	0	6	3	25		
Ball	10-15	4-8	0-1	6	3	24	8	37		
Hamilton	5-15	1-5	3-3	4	4	14	4	32		
Alford	5-12	4-10	1-2	3	3	15	1	33		
Holiday	3-7	1-4	3-4	4	3	10	2	23		
Anigbogu	1-2	0-0	0-0	2	2	2	0	12		
Goloman	1-3	0-2	0-0	0	0	2	0	7		
<b>TOTALS</b>	<b>32-71</b>	<b>10-31</b>	<b>11-14</b>	<b>33</b>	<b>19</b>	<b>85</b>	<b>18</b>	<b>200</b>		

Halftime Score - Arizona 48, UCLA 37. Team Rebounds - Arizona 5, UCLA 2. Turnovers - Arizona 7, UCLA 6. Technicals - None. Attendance: 13,659. Officials - Verne Harris, John Higgins, Steve Olson.

**Game No. 22 - January 25, 2017**  
**Galen Center - Los Angeles, Calif.**  
**USC 84, (8) UCLA 76**

UCLA 76										
NAME	FG	3FG	FT	R	PF	TP	A	MIN		
Leaf	4-10	0-0	0-0	8	4	8	0	27		
Welsh	6-7	0-0	1-2	7	1	13	3	27		
Ball	4-9	2-6	5-9	10	3	15	4	39		
Hamilton	8-13	2-5	2-2	4	4	20	3	32		
Alford	1-7	1-5	0-0	3	1	3	4	37		
Holiday	6-14	1-4	2-2	2	5	15	4	30		
Anigbogu	1-2	0-0	0-0	0	0	2	0	4		
Goloman	0-0	0-0	0-0	0	2	0	0	4		
<b>TOTALS</b>	<b>30-62</b>	<b>6-20</b>	<b>10-15</b>	<b>37</b>	<b>20</b>	<b>76</b>	<b>18</b>	<b>200</b>		

USC 84										
NAME	FG	3FG	FT	R	PF	TP	A	MIN		
Metu	5-12	0-0	3-3	7	2	13	2	29		
Mathews	1-5	1-5	0-0	2	3	3	0	19		
McLaughlin	3-11	2-4	2-2	3	1	10	8	38		
Melton	4-10	2-5	3-6	9	2	13	5	38		
Stewart	5-13	4-10	1-2	4	3	15	4	36		
Aaron	6-12	4-9	7-8	4	1	23	1	26		
Henderson	1-1	1-1	0-0	0	0	3	0	2		
Rakocevic	2-3	0-0	0-0	5	4	4	0	12		
<b>TOTALS</b>	<b>27-67</b>	<b>14-34</b>	<b>16-21</b>	<b>36</b>	<b>16</b>	<b>84</b>	<b>20</b>	<b>200</b>		

Halftime Score - USC 50, UCLA 38. Team Rebounds - UCLA 3, USC 2. Turnovers - UCLA 17, USC 9. Technicals - None. Attendance: 10,258. Officials - Randy McCall, David Hall, Shawn Leigh.

**Game No. 23 - February 1, 2017**  
**Beasley Coliseum - Pullman, Wash.**  
**(11) UCLA 95, Washington State 79**

UCLA 95										
NAME	FG	3FG	FT	R	PF	TP	A	MIN		
Leaf	14-18	0-1	4-4	14	1	32	3	35		
Welsh	8-10	0-0	1-2	6	3	17	0	31		
Ball	6-11	1-5	1-2	7	2	14	7	35		
Hamilton	3-8	0-4	2-2	1	0	8	4	35		
Alford	1-6	1-4	4-5	0	0	7	1	30		
Holiday	4-8	1-2	4-4	2	2	13	5	20		
Goloman	2-5	0-0	0-0	1	3	4	1	14		
<b>TOTALS</b>	<b>38-66</b>	<b>3-16</b>	<b>16-19</b>	<b>34</b>	<b>11</b>	<b>95</b>	<b>21</b>	<b>200</b>		

WASHINGTON STATE 79										
NAME	FG	3FG	FT	R	PF	TP	A	MIN		
Hawkinson	4-10	3-6	4-4	5	3	15	9	37		
Clifford	8-9	0-0	0-0	6	3	16	1	27		
Iroegbu	8-12	1-3	3-6	4	1	20	3	36		
Flynn	2-7	2-4	0-0	2	2	6	1	27		
Callison	3-12	1-3	0-0	1	3	7	2	37		
Franks	5-7	2-2	0-0	4	2	12	0	14		
Daniels	1-3	1-3	0-0	1	1	3	1	20		
Langston	0-0	0-0	0-0	0	0	0	0	0+		
Shpreyregin	0-0	0-0	0-0	0	0	0	0	0+		
Pollard	0-1	0-0	0-0	0	0	0	0	2		
<b>TOTALS</b>	<b>31-61</b>	<b>10-21</b>	<b>7-10</b>	<b>26</b>	<b>15</b>	<b>79</b>	<b>17</b>	<b>200</b>		

Halftime Score - UCLA 44, Washington State 34. Team Rebounds - UCLA 3, Washington State 3. Turnovers - Washington State 14, UCLA 6. Technicals - None. Attendance: 4,109. Officials - Mike Reed, Kevin Brill, Rick O'Neil.

**Game No. 24 - February 4, 2017**  
**Alaska Airlines Arena - Seattle, Wash.**  
**(11) UCLA 107, Washington 66**

UCLA 107										
NAME	FG	3FG	FT	R	PF	TP	A	MIN		
Leaf	9-13	0-1	2-3	10	3	20	3	28		
Welsh	2-4	0-0	0-0	8	4	4	1	24		
Ball	7-12	4-7	4-4	6	2	22	5	31		
Hamilton	4-10	1-6	1-1	4	2	10	2	28		
Alford	8-12	5-8	0-0	2	0	21	5	31		
Holiday	8-10	1-2	3-3	1	1	20	5	29		
Anigbogu	3-4	0-0	0-1	8	3	6	0	10		
Goloman	2-4	0-0	0-0	2	0	4	0	14		
Smith	0-1	0-0	0-0	0	1	0	0	2		

**Game No. 25 - February 9, 2017**  
**Pauley Pavilion - Los Angeles, Calif.**  
**(10) UCLA 82, (5) Oregon 79**

**OREGON 79**

NAME	FG	3FG	FT	R	PF	TP	A	MIN
Bell	3-7	0-0	3-7	15	1	9	3	35
Brooks	7-17	5-9	0-0	3	2	19	2	38
Pritchard	5-9	1-5	2-2	4	4	13	1	30
Dorsey	7-17	2-7	3-3	1	2	19	0	32
Ennis	3-7	2-6	0-0	4	2	8	4	28
Benson	1-3	1-2	0-0	2	1	3	1	17
Boucher	3-9	1-4	1-2	5	0	8	0	20
<b>TOTALS</b>	<b>29-69</b>	<b>12-33</b>	<b>9-14</b>	<b>35</b>	<b>12</b>	<b>79</b>	<b>11</b>	<b>200</b>

**UCLA 82**

NAME	FG	3FG	FT	R	PF	TP	A	MIN
Leaf	4-12	0-2	0-0	5	3	8	3	34
Welsh	6-7	0-0	0-0	8	3	12	2	25
Ball	6-11	3-7	0-0	11	1	15	1	38
Hamilton	4-9	1-3	2-4	3	1	11	1	26
Alford	3-7	3-7	3-3	1	2	12	4	30
Holiday	5-8	2-5	3-4	7	1	15	3	28
Anigbogu	4-8	0-0	1-2	7	2	9	0	15
Goloman	0-1	0-0	0-0	0	1	0	0	4
<b>TOTALS</b>	<b>32-63</b>	<b>9-24</b>	<b>9-13</b>	<b>43</b>	<b>14</b>	<b>82</b>	<b>14</b>	<b>200</b>

Halftime Score - Oregon 48, UCLA 39. Team Rebounds - UCLA 1, Oregon 1. Turnovers - UCLA 10, Oregon 3. Technicals - None. Attendance: 13,659. Officials - David Hall, Randy McCall, Larry Spaulding.

**POSITIONAL WATCH LISTS**

Four of UCLA's players have been named to 10-man midseason watch lists for various positional awards, as announced by the Naismith Memorial Basketball Hall of Fame.

**BOB COUSY AWARD:** 6-foot-6 freshman Lonzo Ball has been named to the Bob Cousy Award watch list. The Cousy Award is annually awarded to the nation's premier point guard. Former UCLA standout Kyle Anderson was one of five finalists for the award in 2014.

**JERRY WEST AWARD:** Senior Bryce Alford, who ranks second on the team in scoring, has been named to the watch list for the Jerry West Award, bestowed annually to the nation's top shooting guard.

**JOHN R. WOODEN AWARD - LATE SEASON LIST**

Freshmen Lonzo Ball is among 20 student-athletes named to the late season watch list for this year's John R. Wooden Award. The Wooden Award honors the nation's top collegiate men's and women's players. Ball is one of six freshmen named to the late season "top 20" edition of this year's Wooden Award watch list.

Dwayne Bacon	So. G	Florida State	Justin Jackson	Jr. G/F	North Carolina
<b>Lonzo Ball</b>	<b>Fr. G</b>	<b>UCLA</b>	Marcus Keane	Jr. G	Central Michigan
Joel Berry II	Jr. G	North Carolina	Luke Kennard	So. G	Duke
Dillon Brooks	Jr. F	Oregon	Lauri Markkanen	Fr. F	Arizona
Bonzie Colson	Jr. F	Notre Dame	Frank Mason III	Sr. G	Kansas
De'Aaron Fox	Fr. G	Kentucky	Malik Monk	Fr. G	Kentucky
Markelle Fultz	Fr. G	Washington	Johnathan Motley	Jr. F	Baylor
Ethan Happ	R-So. F	Wisconsin	Caleb Swanigan	So. F	Purdue
Josh Hart	Sr. G	Villanova	Melo Trimble	Jr. G	Maryland
Josh Jackson	Fr. G	Kansas	Nigel Williams-Goss	Jr. G	Gonzaga

**UCLA AND THE WOODEN AWARD**

Ed O'Bannon won the John R. Wooden Award at the conclusion of his senior season (1994-95) and Marques Johnson was the first-ever winner of the Wooden Award after his senior year (1976-77). Named after former UCLA head coach John Wooden, the Wooden Award will be presented at the end of this season for the 41st consecutive year. O'Bannon averaged 20.4 points and 8.3 rebounds per game in 1994-95 to help lead UCLA to the NCAA Championship, the program's 11th NCAA title. Johnson registered 21.4 points and 11.1 rebounds per game as a senior in 1976-77.

**KARL MALONE AWARD:** 6-foot-10 freshman TJ Leaf, who excelled at Foothills Christian High School, is among 10 midseason watch list candidates for the Karl Malone Award, annually presented to the nation's top power forward.

**KAREEM ABDUL-JABBAR AWARD:** 7-foot center Thomas Welsh, a junior from Redondo Beach, Calif., has been named as a midseason watch list candidate for the Kareem Abdul-Jabbar Award, honoring the game's top center.

**NAISMITH TROPHY MIDSEASON WATCH LIST**

Freshmen Lonzo Ball and TJ Leaf have each been named to the 30-man midseason watch list for this season's Naismith Trophy. The Naismith Trophy honors the top collegiate player and is annually presented by the Atlanta Tipoff Club. Ball and Leaf are two of five Pac-12 players selected to the midseason watch list.

Dwayne Bacon	So. G	Florida State	Luke Kennard	So. G	Duke
<b>Lonzo Ball</b>	<b>Fr. G</b>	<b>UCLA</b>	Jock Landale	Jr. C	St. Mary's
Joel Berry II	Jr. G	North Carolina	<b>TJ Leaf</b>	<b>Fr. F</b>	<b>UCLA</b>
Dillon Brooks	Jr. F	Oregon	Lauri Markkanen	Fr. F	Arizona
Jalen Brunson	So. G	Villanova	Frank Mason III	Sr. G	Kansas
Bonzie Colson	Jr. F	Notre Dame	Donovan Mitchell	So. G	Louisville
Jawun Evans	So. G	Oklahoma State	Malik Monk	Fr. G	Kentucky
Marcus Foster	Jr. G	Creighton	Monte Morris	Sr. G	Iowa State
De'Aaron Fox	Fr. G	Kentucky	Jonathan Motley	Jr. F	Baylor
Markelle Fultz	Fr. G	Washington	Alec Peters	Sr. F	Valparaiso
Ethan Happ	R-So. F	Wisconsin	Dennis Smith Jr.	Fr. G	N.C. State
Josh Hart	Sr. G	Villanova	Caleb Swanigan	So. F	Purdue
Josh Jackson	Fr. G	Kansas	Sindarius Thornwell	Sr. G	South Carolina
Justin Jackson	Jr. G/F	North Carolina	Melo Trimble	Jr. G	Maryland
Marcus Keane	Jr. G	Central Michigan	Nigel Williams-Goss	Jr. G	Gonzaga

---

## PRINCE ALI (23)

SOPHOMORE – G – 6-3, 190 – The Bronx, N.Y. (The Sagmont School (FL))

### SEASON/CAREER BEST PERFORMANCES

Category	Season High	Career High
Points	---	12 (twice), last at Arizona State (2/4/16)
Rebounds	---	5 vs. Long Beach State (12/6/15)
Assists	---	2 (3 times), last vs. Utah (2/18/16)
Steals	---	2 (twice), last vs. Colorado (2/20/16)
Blocks	---	1 (3 times), last at Arizona State (2/14/16)
Minutes	---	22 at Arizona State (2/14/16)
FG Made	---	4 (4 times), last at Arizona State (2/14/16)
FG Att.	---	9 vs. CSUN (11/29/15)
3PPG Made	---	2 (3 times), last at Arizona State (2/14/16)
3PPG Att.	---	4 (twice), last vs. CSUN (11/29/15)
FT Made	---	7 vs. Pepperdine (11/19/15)
FT Att.	---	7 vs. Pepperdine (11/19/15)

### KEY NOTES ON PRINCE ALI

- Underwent surgery to repair a torn meniscus (right knee) on July 15, 2016 ... returned to practice in early January and has decided to redshirt in 2016-17
- Played in 29 of UCLA's 32 games during the 2015-16 season, averaging 3.9 points and 1.1 rebounds in 11.8 minutes per game
- Scored in double figures in three games during his freshman campaign

### PRINCE ALI'S CAREER STATISTICS

Season	Yr.	G-GS	MIN	MPG	FG-FGA	PCT	3FGA	PCT	FT-FTA	PCT	OR	DR	TOT	RPG	PF-DQ	A	TO	BS	S	PTS	PPG
2015-16	FR	29-0	342	11.8	40-103	.388	12-40	.300	21-37	.568	5	26	31	1.1	36-0	11	23	3	11	113	3.9
CAREER		29-0	342	11.8	40-103	.388	12-40	.300	21-37	.568	5	26	31	1.1	36-0	11	23	3	11	113	3.9

---

## ARMANI DODSON (5)

FRESHMAN – G – 6-5, 190 – Fontana, Calif. (Kaiser HS)

### KEY NOTES ON ARMANI DODSON

- Has not played in any games this season ... was sidelined through the first five weeks of the season with a right shoulder injury ... returned to practice in mid-December
- Entered his freshman season at UCLA after a strong career playing varsity basketball and football at Kaiser High School in Fontana, Calif.
- As a senior at Kaiser High School, secured first-team All-CIF Southern Section honors, averaging 16.0 ppg, 10.5 rpg, 3.8 apg and 1.5 spg

---

## ALEX OLESINSKI (0)

SOPHOMORE – F – 6-10, 200 – Roswell, N.M. (La Lumiere School (IN))

### SEASON/CAREER BEST PERFORMANCES

Category	Season High	Career High
Points	---	7 vs. Monmouth (11/13/15)
Rebounds	---	7 vs. Wake Forest (11/25/15)
Assists	---	1 (4 times), last vs. Louisiana-Lafayette (12/15/15)
Steals	---	1 (5 times), last vs. Colorado (2/20/16)
Blocks	---	---
Minutes	---	19 vs. Kansas (11/24/15)
FG Made	---	3 vs. Monmouth (11/13/15)
FG Att.	---	6 vs. Monmouth (11/13/15)
3PPG Made	---	1 vs. Monmouth (11/13/15)
3PPG Att.	---	2 vs. Kansas (11/24/15)
FT Made	---	3 (twice), last at Washington (1/1/16)
FT Att.	---	4 (twice), last at Washington (1/1/16)

### KEY NOTES ON ALEX OLESINSKI

- Was injured with a stress reaction (left foot) from early November through the end of December ... has decided to redshirt in 2016-17
- During the team's overseas trip to Australia (Aug. 2016), averaged 6.3 points and 4.0 rebounds per game in three contests
- As a freshman in 2015-16, averaged 1.2 points and 2.0 rebounds in 7.0 minutes per game (23 games)

### ALEX OLESINSKI'S CAREER STATISTICS

Season	Yr.	G-GS	MIN	MPG	FG-FGA	PCT	3FGA	PCT	FT-FTA	PCT	OR	DR	TOT	RPG	PF-DQ	A	TO	BS	S	PTS	PPG
2015-16	FR	23-0	161	7.0	7-26	.269	1-7	.143	13-20	.650	21	25	46	2.0	34-0	4	10	0	5	28	1.2
CAREER		23-0	161	7.0	7-26	.269	1-7	.143	13-20	.650	21	25	46	2.0	34-0	4	10	0	5	28	1.2



# BRYCE ALFORD (20)

SENIOR – G – 6-3, 185 – Albuquerque, N.M. (La Cueva HS)

## SEASON/CAREER BEST PERFORMANCES

Category	Season High	Career High
Points	37 at Colorado (1/12/14)	37 at Colorado (1/12/14)
Rebounds	6 vs. Nebraska (11/25/16)	7 vs. USC (3/12/15)
Assists	6 vs. Long Beach State (11/20/16)	13 vs. Nicholls State (11/20/14)
Steals	4 vs. Long Beach State (11/20/16)	5 at Missouri (12/7/13)
Blocks	1 (3 times), last at Washington State (2/1/17)	1 (8 times), last at Washington State (2/1/17)
Minutes	37 at USC (1/25/17)	49 vs. Oregon (2/27/14)
FG Made	11 at Colorado (1/12/17)	11 at Colorado (1/12/17)
FG Att.	18 at Colorado (1/12/17)	21 at Washington (1/1/16)
3PPG Made	9 at Colorado (1/12/17)	9 (twice), last at Colorado (1/12/17)
3PPG Att.	14 at Colorado (1/12/17)	14 at Colorado (1/12/17)
FT Made	8 vs. CSUN (11/13/16)	17 at Washington (1/1/16)
FT Att.	8 (twice), last vs. Stanford (1/8/17)	18 at Washington (1/1/16)

## KEY NOTES ON BRYCE ALFORD

- Has averaged 16.2 points, 2.4 rebounds and 2.4 assists per game, starting all 25 contests
- Through Feb. 10, ranked eighth in the Pac-12 in scoring (16.2 ppg) and second in three-point percentage (45.8%, 81/177)
- Ranks No. 11 on the school's all-time scoring list (1,769 points in 130 career games) ... has averaged 13.6 points per game in his UCLA career
- Earned Pac-12 Player of the Week honors (Jan. 16) for the second time in his career after averaging 26.0 points per game in wins at Colorado and Utah
- Scored a career-high 37 points in the team's 104-89 win at Colorado (Jan. 12) ... has scored at least 20 points in eight games this season
- Has become the only player in UCLA history with at least 1,700 career points scored and 500 or more assists
- Ranks second all-time at UCLA in career three-point field goals made (294), trailing all-time leader Jason Kapono (317) by 23 three-pointers

## BRYCE ALFORD'S 2016-17 GAME-BY-GAME STATISTICS

Opponent	Date	gs	min	Total		3-Pointers		Free throws		Rebounds				pf	a	t/o	blk	stl	pts	avg	
				fg-fga	pct	3fg-fga	pct	ft-fa	pct	off	def	tot	avg								
PACIFIC	11/11/16	*	32	9-13	.692	6-9	.667	6-7	.857	1	1	2	2.0	3	1	2	0	2	30	30.0	
CSUN	11/13/16	*	34	5-13	.385	2-4	.500	8-8	1.000	0	0	0	1.0	2	3	2	0	1	20	25.0	
SAN DIEGO	11/17/16	*	36	2-8	.250	1-5	.200	5-5	1.000	0	3	3	1.7	1	3	1	0	0	10	20.0	
LONG BEACH STATE	11/20/16	*	32	5-8	.625	5-6	.833	0-0	.000	0	2	2	1.8	1	6	2	0	4	15	18.8	
vs Portland	11/24/16	*	34	4-10	.400	3-8	.375	2-2	1.000	0	1	1	1.6	3	2	0	1	1	13	17.6	
vs Nebraska	11/25/16	*	35	7-14	.500	0-6	.000	4-4	1.000	2	4	6	2.3	1	2	0	0	0	18	17.7	
vs Texas A&M	11/27/16	*	32	3-7	.429	2-5	.400	5-6	.833	1	2	3	2.4	1	3	0	0	2	13	17.0	
UC RIVERSIDE	11/30/16	*	33	1-6	.167	1-5	.200	2-2	1.000	0	5	5	2.8	3	4	1	0	0	5	15.5	
at Kentucky	12/03/16	*	35	4-10	.400	2-5	.400	4-6	.667	0	0	0	2.4	2	1	3	0	0	14	15.3	
MICHIGAN	12/10/16	*	32	6-10	.600	3-6	.500	3-3	1.000	0	4	4	2.6	1	3	2	0	0	18	15.6	
UC SANTA BARBARA	12/14/16	*	29	5-12	.417	3-10	.300	2-3	.667	0	2	2	2.5	1	2	0	0	1	15	15.5	
vs Ohio State	12/17/16	*	35	6-14	.429	4-11	.364	4-5	.800	0	2	2	2.5	0	3	1	0	0	20	15.9	
WESTERN MICHIGAN	12/21/16	*	32	8-17	.471	4-11	.364	2-3	.667	0	2	2	2.5	1	2	4	0	0	22	16.4	
at Oregon	12/28/16	*	32	7-11	.636	6-10	.600	0-1	.000	0	4	4	2.6	2	1	0	1	0	20	16.6	
at Oregon State	12/30/16	*	33	4-8	.500	2-5	.400	2-3	.667	0	2	2	2.5	2	2	4	0	2	12	16.3	
CALIFORNIA	01/05/17	*	35	8-13	.615	5-7	.714	3-4	.750	1	2	3	2.6	0	2	0	0	0	24	16.8	
STANFORD	01/08/17	*	33	4-6	.667	4-5	.800	5-8	.625	0	3	3	2.6	0	2	1	0	0	17	16.8	
at Colorado	01/12/17	*	34	11-18	.611	9-14	.643	6-6	1.000	0	2	2	2.6	2	1	0	0	0	37	17.9	
at Utah	01/14/17	*	35	6-12	.500	3-7	.429	0-1	.000	0	3	3	2.6	1	1	1	0	0	15	17.8	
ARIZONA STATE	01/19/17	*	32	3-6	.500	2-4	.500	1-2	.500	0	2	2	2.6	2	1	1	0	0	9	17.4	
ARIZONA	01/21/17	*	33	5-12	.417	4-10	.400	1-2	.500	1	2	3	2.6	3	1	0	0	0	15	17.2	
at USC	01/25/17	*	37	1-7	.143	1-5	.200	0-0	.000	0	3	3	2.6	1	4	1	0	2	3	16.6	
at Washington State	02/01/17	*	30	1-6	.167	1-4	.250	4-5	.800	0	0	0	2.5	0	1	0	1	0	7	16.2	
at Washington	02/04/17	*	31	8-12	.667	5-8	.625	0-0	.000	0	2	2	2.5	0	5	3	0	0	21	16.4	
OREGON	02/09/17	*	30	3-7	.429	3-7	.429	3-3	1.000	0	1	1	2.4	2	4	0	0	0	12	16.2	
Totals			25	826	126-260	.485	81-177	.458	72-89	.809	6	54	60	2.4	35	60	29	3	15	405	16.2

## BRYCE ALFORD'S CAREER STATISTICS

Season	gp-gs	min/avg	Total		3-Point		F-Throws		Rebounds				Scoring							
			fg-fga	pct	fg-fga	pct	ft-fa	pct	off	def	tot	avg	pf	fo	ast	to	blk	stl	pts	avg
2013-14	37-1	855/23.1	83-216	.384	47-122	.385	82-102	.804	4	61	65	1.8	45	0	102	48	4	30	295	8.0
2014-15	36-36	1307/36.3	171-432	.396	93-238	.391	119-142	.838	6	108	114	3.2	54	1	176	89	1	34	554	15.4
2015-16	32-32	1160/36.2	157-408	.385	73-199	.367	128-154	.831	9	113	122	3.8	41	0	167	63	0	23	515	16.1
2016-17	25-25	826/33.0	126-260	.485	81-177	.458	72-89	.809	6	54	60	2.4	35	0	60	29	3	15	405	16.2
TOTAL	130-94	4148/31.9	537-1316	.408	294-736	.399	401-487	.823	25	336	361	2.8	175	1	505	229	8	102	1769	13.6

# IKE ANIGBOGU (13)

FRESHMAN – F/C – 6-10, 250 – Corona, Calif. (Centennial HS)

## SEASON/CAREER BEST PERFORMANCES

Category	Season High	Career High
Points	9 ltwice), last at Oregon (12/28/16)	9 ltwice), last at Oregon (12/28/16)
Rebounds	9 vs. Arizona State (1/19/17)	9 vs. Arizona State (1/19/17)
Assists	1 (4 times), last vs. Ohio State (12/17/16)	1 (4 times), last vs. Ohio State (12/17/16)
Steals	1 (twice), last at Oregon (12/28/16)	1 (twice), last at Oregon (12/28/16)
Blocks	4 (twice), last vs. UC Santa Barbara (12/14/16)	4 (twice), last vs. UC Santa Barbara (12/14/16)
Minutes	25 vs. Michigan (12/10/16)	25 vs. Michigan (12/10/16)
FG Made	4 (3 times), last vs. Oregon (2/9/16)	4 (3 times), last vs. Oregon (2/9/16)
FG Att.	8 vs. Oregon (2/9/16)	8 vs. Oregon (2/9/16)
3PFG Made	---	---
3PFG Att.	---	---
FT Made	3 vs. UC Riverside (11/30/16)	3 vs. UC Riverside (11/30/16)
FT Att.	6 vs. UC Riverside (11/30/16)	6 vs. UC Riverside (11/30/16)

## KEY NOTES ON IKE ANIGBOGU

- Through 19 games, has averaged 4.7 points, 4.1 rebounds and 1.4 blocks per game as a freshman
- Has averaged 12.5 minutes per game off the bench and has recorded at least one blocked shot in 13 of 19 games (at least two blocks in eight contests)
- Had arthroscopic surgery on his right knee (Oct. 25, 2016) and missed the first four weeks of the regular season

## IKE ANIGBOGU'S 2016-17 GAME-BY-GAME STATISTICS

Opponent	Date	gs	min	Total		3-Pointers		Free throws		Rebounds				pf	a	t/o	blk	stl	pts	avg
				fg-fga	pct	3fg-fga	pct	ft-fa	pct	off	def	tot	avg							
PACIFIC	11/11/16	dnp		-	-	-	-	-	-	-	-	-	-	-	-	-	-	-	-	-
CSUN	11/13/16	dnp		-	-	-	-	-	-	-	-	-	-	-	-	-	-	-	-	-
SAN DIEGO	11/17/16	dnp		-	-	-	-	-	-	-	-	-	-	-	-	-	-	-	-	-
LONG BEACH STATE	11/20/16	dnp		-	-	-	-	-	-	-	-	-	-	-	-	-	-	-	-	-
vs Portland	11/24/16	dnp		-	-	-	-	-	-	-	-	-	-	-	-	-	-	-	-	-
vs Nebraska	11/25/16	6		1-1	1.000	0-0	.000	0-0	.000	0	2	2	2.0	2	1	1	2	0	2	2.0
vs Texas A&M	11/27/16	12		1-3	.333	0-0	.000	0-0	.000	1	1	2	2.0	3	0	1	2	0	2	2.0
UC RIVERSIDE	11/30/16	10		1-4	.250	0-0	.000	3-6	.500	2	2	4	2.7	3	0	0	1	1	5	3.0
at Kentucky	12/03/16	17		3-4	.750	0-0	.000	0-0	.000	4	2	6	3.5	5	0	2	2	0	6	3.8
MICHIGAN	12/10/16	25		3-4	.750	0-0	.000	0-2	.000	1	3	4	3.6	3	1	0	4	0	6	4.2
UC SANTA BARBARA	12/14/16	18		4-5	.800	0-0	.000	1-1	1.000	0	7	7	4.2	3	1	1	4	0	9	5.0
vs Ohio State	12/17/16	13		2-3	.667	0-0	.000	0-0	.000	1	3	4	4.1	4	1	2	0	0	4	4.9
WESTERN MICHIGAN	12/21/16	17		2-5	.400	0-0	.000	2-5	.400	1	4	5	4.3	1	0	1	2	0	6	5.0
at Oregon	12/28/16	11		4-4	1.000	0-0	.000	1-1	1.000	3	1	4	4.2	3	0	3	0	1	9	5.4
at Oregon State	12/30/16	15		2-3	.667	0-0	.000	0-0	.000	2	1	3	4.1	3	0	0	1	0	4	5.3
CALIFORNIA	01/05/17	5		1-1	1.000	0-0	.000	0-0	.000	1	0	1	3.8	4	0	0	1	0	2	5.0
STANFORD	01/08/17	14		3-4	.750	0-0	.000	0-1	.000	0	3	3	3.8	2	0	1	2	0	6	5.1
at Colorado	01/12/17	12		2-4	.500	0-0	.000	0-0	.000	0	3	3	3.7	3	0	0	0	0	4	5.0
at Utah	01/14/17	9		1-3	.333	0-0	.000	0-0	.000	1	2	3	3.6	1	0	0	0	0	2	4.8
ARIZONA STATE	01/19/17	13		1-2	.500	0-0	.000	2-6	.333	1	8	9	4.0	5	0	1	1	0	4	4.7
ARIZONA	01/21/17	12		1-2	.500	0-0	.000	0-0	.000	0	2	2	3.9	2	0	0	1	0	2	4.6
at USC	01/25/17	4		1-2	.500	0-0	.000	0-0	.000	0	0	0	3.6	0	0	1	0	0	2	4.4
at Washington State	02/01/17	dnp		-	-	-	-	-	-	-	-	-	-	-	-	-	-	-	-	-
at Washington	02/04/17	10		3-4	.750	0-0	.000	0-1	.000	2	6	8	3.9	3	0	2	0	0	6	4.5
OREGON	02/09/17	15		4-8	.500	0-0	.000	1-2	.500	4	3	7	4.1	2	0	0	3	0	9	4.7
Totals		0	238	40-66	.606	0-0	.000	10-25	.400	24	53	77	4.1	52	4	16	26	2	90	4.7

## IKE ANIGBOGU'S CAREER STATISTICS

Season	gp-gs	min/avg	Total		3-Point		F-Throws		Rebounds				Scoring							
			fg-fga	pct	fg-fga	pct	ft-fa	pct	off	def	tot	avg	pf	fo	ast	to	blk	stl	pts	avg
2016-17	19-0	238/12.5	40-66	.606	0-0	.000	10-25	.400	24	53	77	4.1	52	2	4	16	26	2	90	4.7
TOTAL	19-0	238/12.5	40-66	.606	0-0	.000	10-25	.400	24	53	77	4.1	52	2	4	16	26	2	90	4.7

# LONZO BALL (2)

FRESHMAN – G – 6-6, 190 – Chino Hills, Calif. (Chino Hills HS)

## SEASON/CAREER BEST PERFORMANCES

Category	Season High	Career High
Points	24 vs. Arizona (1/21/17)	24 vs. Arizona (1/21/17)
Rebounds	11 vs. Oregon (2/9/17)	11 vs. Oregon (2/9/17)
Assists	13 vs. UC Riverside (11/30/16)	13 vs. UC Riverside (11/30/16)
Steals	5 (twice), last at Washington State (2/1/17)	5 (twice), last at Washington State (2/1/17)
Blocks	3 (twice), last vs. Western Michigan (12/21/16)	3 (twice), last vs. Western Michigan (12/21/16)
Minutes	40 at Utah (1/14/17)	40 at Utah (1/14/17)
FG Made	10 vs. Arizona (1/21/17)	10 vs. Arizona (1/21/17)
FG Att.	15 vs. Arizona (1/21/17)	15 vs. Arizona (1/21/17)
3PFG Made	4 (6 times), last at Washington (2/4/17)	4 (6 times), last at Washington (2/4/17)
3PFG Att.	9 vs. Texas A&M (11/27/16)	9 vs. Texas A&M (11/27/16)
FT Made	5 (twice), last at Oregon State (12/30/16)	5 (twice), last at Oregon State (12/30/16)
FT Att.	10 vs. Michigan (12/10/16)	10 vs. Michigan (12/10/16)

## KEY NOTES ON LONZO BALL

- Has averaged 15.1 points, 6.0 rebounds and a league-best 7.6 assists per game (having started all 25 games for UCLA)
- Has recorded more assists than any UCLA freshman in program history (189), surpassing Pooh Richardson's total of 176 assists (set in 1985-86)
- Through Feb. 10, ranked No. 1 in the nation in total assists (189), No. 2 in assists per game (7.6) and No. 24 in assist-turnover ratio (2.95)
- No college player, other than Ball, has averaged at least 10.0 points, 4.0 rebounds and 7.0 assists per game this season
- Has been named to the John R. Wooden Award's Late Season Top 20 list, as announced on Feb. 8
- Has also been selected as one of 10 watch list finalists for the 2017 Bob Cousy Point Guard of the Year Award
- Ranks No. 5 in the Pac-12 in three-point percentage (43.0%) and No. 10 in overall field goal percentage (54.1%), through Feb. 10
- Set the UCLA freshman single-game assists record (13) against UC Riverside on Nov. 30 ... has totaled 10 or more assists in six of UCLA's 25 games

## LONZO BALL'S 2016-17 GAME-BY-GAME STATISTICS

Opponent	Date	gs	min	Total		3-Pointers		Free throws		Rebounds				pf	a	t/o	blk	stl	pts	avg	
				fg-fga	pct	3fg-fga	pct	ft-fa	pct	off	def	tot	avg								
PACIFIC	11/11/16	*	34	6-8	.750	3-4	.750	4-5	.800	0	8	8	8.0	2	11	1	0	2	19	19.0	
CSUN	11/13/16	*	38	4-6	.667	1-3	.333	4-6	.667	3	5	8	8.0	2	6	5	0	2	13	16.0	
SAN DIEGO	11/17/16	*	38	4-11	.364	1-6	.167	4-6	.667	1	6	7	7.7	0	8	1	2	1	13	15.0	
LONG BEACH STATE	11/20/16	*	31	8-11	.727	2-3	.667	2-2	1.000	0	2	2	6.3	1	11	2	0	1	20	16.3	
vs Portland	11/24/16	*	27	6-9	.667	4-7	.571	2-3	.667	0	4	4	5.8	2	11	2	0	2	18	16.6	
vs Nebraska	11/25/16	*	30	5-9	.556	3-5	.600	0-0	.000	1	2	3	5.3	5	7	1	1	0	13	16.0	
vs Texas A&M	11/27/16	*	36	6-14	.429	4-9	.444	0-0	.000	1	4	5	5.3	1	10	5	3	1	16	16.0	
UC RIVERSIDE	11/30/16	*	36	2-3	.667	0-1	.000	1-2	.500	0	2	2	4.9	0	13	1	2	3	5	14.6	
at Kentucky	12/03/16	*	38	5-12	.417	2-8	.250	2-2	1.000	0	6	6	5.0	2	7	6	1	1	14	14.6	
MICHIGAN	12/10/16	*	34	5-8	.625	4-7	.571	5-10	.500	2	5	7	5.2	1	4	3	0	3	19	15.0	
UC SANTA BARBARA	12/14/16	*	33	5-10	.500	3-6	.500	0-0	.000	2	8	10	5.6	1	7	1	0	0	13	14.8	
vs Ohio State	12/17/16	*	38	3-8	.375	2-5	.400	0-0	.000	1	8	9	5.9	2	9	2	0	3	8	14.3	
WESTERN MICHIGAN	12/21/16	*	37	3-7	.429	0-3	.000	1-2	.500	1	4	5	5.8	3	4	1	3	1	7	13.7	
at Oregon	12/28/16	*	38	5-11	.455	3-8	.375	1-2	.500	0	3	3	5.6	3	6	2	1	0	14	13.7	
at Oregon State	12/30/16	*	38	7-14	.500	4-8	.500	5-8	.625	0	6	6	5.7	1	7	2	2	1	23	14.3	
CALIFORNIA	01/05/17	*	37	5-12	.417	1-7	.143	3-4	.750	0	5	5	5.6	1	7	2	1	3	14	14.3	
STANFORD	01/08/17	*	35	7-10	.700	4-5	.800	3-4	.750	1	5	6	5.6	3	8	2	2	3	21	14.7	
at Colorado	01/12/17	*	34	3-6	.500	2-5	.400	3-3	1.000	0	2	2	5.4	4	8	3	0	3	11	14.5	
at Utah	01/14/17	*	40	7-12	.583	3-7	.429	0-0	.000	1	5	6	5.5	2	8	1	0	5	17	14.6	
ARIZONA STATE	01/19/17	*	32	3-5	.600	1-2	.500	3-4	.750	0	7	7	5.6	2	12	4	0	0	10	14.4	
ARIZONA	01/21/17	*	37	10-15	.667	4-8	.500	0-1	.000	1	5	6	5.6	3	8	1	1	2	24	14.9	
at USC	01/25/17	*	39	4-9	.444	2-6	.333	5-9	.556	3	7	10	5.8	3	4	7	1	0	15	14.9	
at Washington State	02/01/17	*	35	6-11	.545	1-5	.200	1-2	.500	0	7	7	5.8	2	7	3	0	5	14	14.8	
at Washington	02/04/17	*	31	7-12	.583	4-7	.571	4-4	1.000	4	2	6	5.8	2	5	3	1	4	22	15.1	
OREGON	02/09/17	*	38	6-11	.545	3-7	.429	0-0	.000	0	11	11	6.0	1	1	3	0	0	15	15.1	
Totals			25	884	132-244	.541	61-142	.430	53-79	.671	22	129	151	6.0	49	189	64	21	46	378	15.1

## LONZO BALL'S CAREER STATISTICS

Season	gp-gs	min/avg	Total		3-Point		F-Throws		Rebounds				Scoring							
			fg-fga	pct	fg-fga	pct	ft-fa	pct	off	def	tot	avg	pf	fo	ast	to	blk	stl	pts	avg
2016-17	25-25	884/35.4	132-244	.541	61-142	.430	53-79	.671	22	129	151	6.0	49	1	189	64	21	46	378	15.1
TOTAL	25-25	884/35.4	132-244	.541	61-142	.430	53-79	.671	22	129	151	6.0	49	1	189	64	21	46	378	15.1

# GYÖRGY "G.G." GOLOMAN (14)

JUNIOR - F - 6-11, 215 - Körmend, Hungary (The Sagemont School [FL])

## SEASON/CAREER BEST PERFORMANCES

Category	Season High	Career High
Points	12 vs. CSUN (11/13/16)	12 vs. CSUN (11/13/16)
Rebounds	8 vs. CSUN (11/13/16)	8 vs. CSUN (11/13/16)
Assists	3 vs. Western Michigan (12/21/16)	3 (3 times), last vs. Western Michigan (12/21/16)
Steals	2 (twice), last at Washington (2/4/17)	4 at Oregon State (1/22/15)
Blocks	3 (twice), last vs. UC Santa Barbara (12/14/16)	3 (twice), last vs. UC Santa Barbara (12/14/16)
Minutes	23 vs. UC Santa Barbara (12/14/16)	28 vs. USC (3/12/15)
FG Made	5 vs. CSUN (11/13/16)	5 vs. CSUN (11/13/16)
FG Att.	7 vs. CSUN (11/13/16)	7 (twice), last vs. CSUN (11/13/16)
3PPG Made	---	2 vs. USC (3/12/15)
3PPG Att.	1 vs. CSUN (11/13/16)	3 (twice), last vs. USC (3/12/15)
FT Made	2 (6 times), last vs. California (1/5/17)	2 (7 times), last vs. California (1/5/17)
FT Att.	4 vs. CSUN (11/13/16)	4 (twice), last vs. CSUN (11/13/16)

## KEY NOTES ON GYÖRGY "G.G." GOLOMAN

- Has averaged 3.5 points and 2.5 rebounds in 11.0 minutes per game off the bench (24 contests) ... did not play against UC Riverside on Nov. 30 (sprained right ankle)
- Recorded career highs in points (12) and rebounds (8) in the Bruins' 102-87 win versus CSUN (Nov. 13)
- Has blocked at least one shot in 12 of his 24 games played, including a career-high three blocks against CSUN (Nov. 13) and UC Santa Barbara (Dec. 14)
- Started in place of Thomas Welsh in four non-conference games in December while Welsh recovered from a bruised right knee (Dec. 10-21)
- Missed UCLA's first 17 games during his sophomore season (2015-16) as he recovered from a stress fracture below the knee in his right leg
- Arrived in the United States (Florida) for his senior year of high school (2013-14) and enrolled at UCLA as a freshman in the summer of 2014

## GYÖRGY "G.G." GOLOMAN'S 2016-17 GAME-BY-GAME STATISTICS

Opponent	Date	gs	min	Total		3-Pointers		Free throws		Rebounds				pf	a	t/o	blk	stl	pts	avg
				fg-fga	pct	3fg-fga	pct	ft-fa	pct	off	def	tot	avg							
PACIFIC	11/11/16		6	1-1	1.000	0-0	.000	2-3	.667	2	1	3	3.0	5	0	2	0	0	4	4.0
CSUN	11/13/16		15	5-7	.714	0-1	.000	2-4	.500	3	5	8	5.5	3	2	1	3	1	12	8.0
SAN DIEGO	11/17/16		14	2-3	.667	0-0	.000	0-0	.000	0	1	1	4.0	4	1	2	1	0	4	6.7
LONG BEACH STATE	11/20/16		18	3-5	.600	0-0	.000	2-2	1.000	0	3	3	3.8	2	0	1	0	0	8	7.0
vs Portland	11/24/16		17	3-6	.500	0-0	.000	1-2	.500	1	5	6	4.2	2	1	1	1	0	7	7.0
vs Nebraska	11/25/16		12	2-3	.667	0-0	.000	0-1	.000	2	2	4	4.2	1	2	1	2	1	4	6.5
vs Texas A&M	11/27/16		8	0-1	.000	0-0	.000	0-2	.000	0	1	1	3.7	0	1	0	0	0	0	5.6
UC RIVERSIDE	11/30/16		dnp	-	-	-	-	-	-	-	-	-	-	-	-	-	-	-	-	-
at Kentucky	12/03/16		6	0-1	.000	0-0	.000	0-0	.000	0	3	3	3.6	2	0	0	0	0	0	4.9
MICHIGAN	12/10/16	*	10	3-3	1.000	0-0	.000	0-0	.000	2	0	2	3.4	5	1	0	0	0	6	5.0
UC SANTA BARBARA	12/14/16	*	23	3-3	1.000	0-0	.000	1-2	.500	1	6	7	3.8	2	1	1	3	1	7	5.2
vs Ohio State	12/17/16	*	17	1-1	1.000	0-0	.000	2-2	1.000	2	2	4	3.8	0	1	1	1	1	4	5.1
WESTERN MICHIGAN	12/21/16	*	17	2-4	.500	0-0	.000	2-3	.667	3	3	6	4.0	1	3	1	2	1	6	5.2
at Oregon	12/28/16		8	2-3	.667	0-0	.000	0-0	.000	0	2	2	3.8	2	0	0	0	1	4	5.1
at Oregon State	12/30/16		4	0-1	.000	0-0	.000	0-0	.000	0	0	0	3.6	0	0	0	0	0	0	4.7
CALIFORNIA	01/05/17		10	0-2	.000	0-0	.000	2-2	1.000	1	1	2	3.5	3	1	1	1	2	2	4.5
STANFORD	01/08/17		11	0-1	.000	0-0	.000	0-0	.000	1	1	2	3.4	1	1	1	0	1	0	4.3
at Colorado	01/12/17		11	1-1	1.000	0-0	.000	0-0	.000	0	2	2	3.3	4	1	2	1	0	2	4.1
at Utah	01/14/17		9	0-0	.000	0-0	.000	0-0	.000	0	0	0	3.1	1	0	2	1	0	0	3.9
ARIZONA STATE	01/19/17		6	2-2	1.000	0-0	.000	0-0	.000	0	2	2	3.1	1	0	1	0	1	4	3.9
ARIZONA	01/21/17		7	1-3	.333	0-2	.000	0-0	.000	0	0	0	2.9	0	0	0	0	0	2	3.8
at USC	01/25/17		4	0-0	.000	0-0	.000	0-0	.000	0	0	0	2.8	2	0	0	0	0	0	3.6
at Washington State	02/01/17		14	2-5	.400	0-0	.000	0-0	.000	1	0	1	2.7	3	1	0	0	0	4	3.6
at Washington	02/04/17		14	2-4	.500	0-0	.000	0-0	.000	0	2	2	2.7	0	0	1	2	2	4	3.7
OREGON	02/09/17		4	0-1	.000	0-0	.000	0-0	.000	0	0	0	2.5	1	0	0	1	0	0	3.5
Totals		4	265	35-61	.574	0-3	.000	14-23	.609	19	42	61	2.5	45	17	19	19	12	84	3.5

## GYÖRGY "G.G." GOLOMAN'S CAREER STATISTICS

Season	gp-gs	min/avg	Total		3-Point		F-Throws		Rebounds				Scoring							
			fg-fga	pct	fg-fga	pct	ft-fa	pct	off	def	tot	avg	pf	fo	ast	to	blk	stl	pts	avg
2014-15	35-0	377/10.8	19-42	.452	6-12	.500	2-9	.222	8	45	53	1.5	63	0	20	18	10	15	46	1.3
2015-16	15-0	181/12.1	11-33	.333	2-9	.222	6-16	.375	18	23	41	2.7	34	1	4	10	6	5	30	2.0
2016-17	24-4	265/11.0	35-61	.574	0-3	.000	14-23	.609	19	42	61	2.5	45	2	17	19	19	12	84	3.5
TOTAL	74-4	823/11.1	65-136	.478	8-24	.333	22-48	.458	45	110	155	2.1	142	3	41	47	35	32	160	2.2

# ISAAC HAMILTON (10)

SENIOR – G – 6-5, 195 – Los Angeles, Calif. (St. John Bosco HS)

## SEASON/CAREER BEST PERFORMANCES

Category	Season High	Career High
Points	33 vs. Arizona State (1/17/19)	36 vs. USC (3/12/15)
Rebounds	8 (twice), last vs. Western Michigan (12/21/16)	11 vs. McNeese State (12/22/15)
Assists	8 vs. Pacific (11/11/16)	10 vs. Washington (2/25/15)
Steals	3 vs. Western Michigan (12/21/16)	4 (twice), last vs. McNeese State (12/22/15)
Blocks	1 (3 times), last at Oregon State (12/30/16)	1 (11 times), last at Oregon State (12/30/16)
Minutes	35 (twice), last at Washington State (2/1/17)	43 (twice), last at Washington (1/1/16)
FG Made	10 vs. Arizona State (1/19/17)	13 vs. USC (3/12/15)
FG Att.	17 vs. Arizona State (1/19/17)	23 vs. Oregon State (3/5/16)
3PFG Made	9 vs. Arizona State (1/19/17)	9 vs. Arizona State (1/19/17)
3PFG Att.	14 vs. Arizona State (1/19/17)	14 vs. Arizona State (1/19/17)
FT Made	4 vs. Arizona State (1/19/17)	6 (twice), last vs. Arizona State (1/9/16)
FT Att.	4 (twice), last vs. Arizona State (1/19/17)	8 vs. Kentucky (12/3/15)

## KEY NOTES ON ISAAC HAMILTON

- Has totaled 1,282 career points midway through his third season playing at UCLA ... ranks No. 36 on UCLA's all-time scoring list behind Dan Gadzuric (1,287)
- Crossed the 1,200 career point mark when he scored a season-high 33 points in UCLA's win against Arizona State in Pauley Pavilion (Jan. 19)
- Made a career-high nine three-pointers (on 14 attempts) in the win over Arizona State (Jan. 19), tying a school record previously achieved by Jason Kapono and Bryce Alford
- Has scored in double figures in 49 of UCLA's last 57 games, dating back to the start of the Bruins' 2015-16 campaign (Hamilton's sophomore season)
- Has shot 44.8 percent from the field in his career (92 games, 92 starts) and has made 37.5 percent of his career three-point attempts
- Entered the 2016-17 season as the Pac-12's leading returning scorer from one year ago (16.8 ppg last year)
- As a sophomore in 2014-15, scored a career-high 36 points in UCLA's 96-70 win over USC in the Pac-12 Tournament (March 12, 2015)

## ISAAC HAMILTON'S 2016-17 GAME-BY-GAME STATISTICS

Opponent	Date	gs	min	Total		3-Pointers		Free throws		Rebounds				Other					pts	avg	
				fg-fga	pct	3fg-fga	pct	ft-fga	pct	off	def	tot	avg	pf	a	t/o	blk	stl			
PACIFIC	11/11/16	*	29	7-12	.583	3-7	.429	0-0	.000	0	1	1	1.0	3	8	3	0	1	17	17.0	
CSUN	11/13/16	*	34	9-14	.643	1-4	.250	3-4	.750	1	2	3	2.0	4	1	3	0	0	22	19.5	
SAN DIEGO	11/17/16	*	29	5-11	.455	1-6	.167	1-2	.500	0	3	3	2.3	2	6	1	0	1	12	17.0	
LONG BEACH STATE	11/20/16	*	27	7-13	.538	4-6	.667	0-0	.000	0	2	2	2.3	1	4	1	0	1	18	17.3	
vs Portland	11/24/16	*	30	5-13	.385	4-9	.444	2-2	1.000	0	3	3	2.4	0	6	4	0	2	16	17.0	
vs Nebraska	11/25/16	*	34	5-12	.417	3-7	.429	2-2	1.000	1	4	5	2.8	3	0	4	0	0	15	16.7	
vs Texas A&M	11/27/16	*	30	7-15	.467	3-8	.375	0-0	.000	1	6	7	3.4	2	2	3	1	1	17	16.7	
UC RIVERSIDE	11/30/16	*	29	9-15	.600	7-12	.583	2-2	1.000	0	6	6	3.8	0	1	1	0	0	27	18.0	
at Kentucky	12/03/16	*	33	7-13	.538	3-5	.600	2-3	.667	1	3	4	3.8	1	1	2	1	1	19	18.1	
MICHIGAN	12/10/16	*	32	6-12	.500	2-4	.500	0-0	.000	2	2	4	3.8	0	7	0	0	0	14	17.7	
UC SANTA BARBARA	12/14/16	*	31	6-15	.400	1-9	.111	0-0	.000	0	1	1	3.5	2	1	2	0	2	13	17.3	
vs Ohio State	12/17/16	*	34	8-15	.533	1-5	.200	0-0	.000	4	4	8	3.9	2	3	1	0	1	17	17.3	
WESTERN MICHIGAN	12/21/16	*	35	5-11	.455	0-2	.000	1-1	1.000	3	5	8	4.2	0	5	3	0	3	11	16.8	
at Oregon	12/28/16	*	24	1-6	.167	0-2	.000	0-0	.000	1	4	5	4.3	1	3	3	0	0	2	15.7	
at Oregon State	12/30/16	*	28	0-10	.000	0-5	.000	0-0	.000	1	2	3	4.2	2	4	2	1	0	0	14.7	
CALIFORNIA	01/05/17	*	28	1-8	.125	1-3	.333	2-2	1.000	0	2	2	4.1	3	2	1	0	0	5	14.1	
STANFORD	01/08/17	*	32	6-15	.400	1-7	.143	2-3	.667	2	3	5	4.1	1	0	5	0	1	15	14.1	
at Colorado	01/12/17	*	33	7-11	.636	4-5	.800	2-2	1.000	1	3	4	4.1	2	2	2	0	1	20	14.4	
at Utah	01/14/17	*	22	3-10	.300	1-7	.143	0-2	.000	0	0	0	3.9	3	0	1	0	0	7	14.1	
ARIZONA STATE	01/19/17	*	33	10-17	.588	9-14	.643	4-4	1.000	0	1	1	3.8	2	3	2	0	1	33	15.0	
ARIZONA	01/21/17	*	32	5-15	.333	1-5	.200	3-3	1.000	2	2	4	3.8	4	4	2	0	0	14	15.0	
at USC	01/25/17	*	32	8-13	.615	2-5	.400	2-2	1.000	1	3	4	3.8	4	3	2	0	1	20	15.2	
at Washington State	02/01/17	*	35	3-8	.375	0-4	.000	2-2	1.000	1	0	1	3.7	0	4	2	0	1	8	14.9	
at Washington	02/04/17	*	28	4-10	.400	1-6	.167	1-1	1.000	0	4	4	3.7	2	2	3	0	2	10	14.7	
OREGON	02/09/17	*	26	4-9	.444	1-3	.333	2-4	.500	0	3	3	3.6	1	1	1	0	0	11	14.5	
Totals			25	760	138-303	.455	54-150	.360	33-41	.805	22	69	91	3.6	45	73	54	3	20	363	14.5

## ISAAC HAMILTON'S CAREER STATISTICS

Season	gp-gs	min/avg	Total		3-Point		F-Throws		Rebounds				Other					Scoring		
			fg-fga	pct	fg-fga	pct	ft-fga	pct	off	def	tot	avg	pf	fo	ast	to	blk	stl	pts	avg
2014-15	36-36	1222/33.9	139-340	.409	59-152	.388	44-64	.688	38	84	122	3.4	83	1	116	83	6	32	381	10.6
2015-16	32-32	1128/35.2	206-436	.472	60-159	.377	66-82	.805	31	104	135	4.2	69	1	106	76	2	33	538	16.8
2016-17	25-25	760/30.4	138-303	.455	54-150	.360	33-41	.805	22	69	91	3.6	45	0	73	54	3	20	363	14.5
TOTAL	93-93	3110/33.4	483-1079	.448	173-461	.375	143-187	.765	91	257	348	3.7	197	2	295	213	11	85	1282	13.8

# AARON HOLIDAY (3)

SOPHOMORE – G – 6-1, 185 – Chatsworth, Calif. (Campbell Hall HS)

## SEASON/CAREER BEST PERFORMANCES

Category	Season High	Career High
Points	20 (three times), last at Washington (2/4/17)	20 (three times), last at Washington (2/4/17)
Rebounds	7 vs. Oregon (2/9/16)	8 vs. Kentucky (12/3/15)
Assists	8 vs. Arizona State (1/19/17)	8 vs. Arizona State (1/19/17)
Steals	5 vs. Ohio State (12/17/16)	5 (twice), last vs. Ohio State (12/17/16)
Blocks	1 (4 times), last at Washington State (2/1/17)	3 vs. McNeese State (12/22/15)
Minutes	30 (twice), last at USC (1/25/17)	36 vs. Pepperdine (11/19/15)
FG Made	8 at Washington (2/4/17)	8 at Washington (2/4/17)
FG Att.	14 at USC (1/25/17)	15 at Washington State (1/3/16)
3PFG Made	5 vs. Michigan (12/10/16)	5 vs. Michigan (12/10/16)
3PFG Att.	6 (3 times), last at Utah (1/14/17)	6 (4 times), last at Utah (1/14/17)
FT Made	9 vs. UC Santa Barbara (12/14/16)	9 vs. UC Santa Barbara (12/14/16)
FT Att.	10 vs. Ohio State (12/17/16)	10 vs. Ohio State (12/17/16)

## KEY NOTES ON AARON HOLIDAY

- Through 25 games as a sophomore, has averaged 13.5 points, 3.1 rebounds and 4.5 assists per game
- Ranks third in the Pac-12 in three-point field goal percentage (44.7%) and is fifth in assists per game (4.5), through Feb. 6
- Has scored a career-high 20 points in three games – versus UC Santa Barbara (Dec. 14), Ohio State (Dec. 17) and Washington (Feb. 4)
- Has shot 43.3 percent from three-point range in two seasons, the fifth-highest career percentage in school history (minimum, 100 three-pointers attempted)
- In 57 collegiate games, has scored in double figures 40 times, including in 20 of UCLA's 25 contests this season

## AARON HOLIDAY'S 2016-17 GAME-BY-GAME STATISTICS

Opponent	Date	gs	min	Total		3-Pointers		Free throws		Rebounds				Other					pts	avg
				fg-fga	pct	3fg-fga	pct	ft-fa	pct	off	def	tot	avg	pf	a	t/o	blk	stl		
PACIFIC	11/11/16		24	6-10	.600	4-5	.800	2-2	1.000	1	2	3	3.0	5	5	0	0	1	18	18.0
CSUN	11/13/16		29	3-9	.333	1-3	.333	6-7	.857	1	3	4	3.5	3	5	4	0	0	13	15.5
SAN DIEGO	11/17/16		27	4-8	.500	2-4	.500	1-1	1.000	0	5	5	4.0	1	2	3	0	1	11	14.0
LONG BEACH STATE	11/20/16		25	7-10	.700	0-2	.000	2-2	1.000	0	2	2	3.5	2	5	2	0	2	16	14.5
vs Portland	11/24/16		26	4-9	.444	2-4	.500	4-6	.667	1	4	5	3.8	2	5	1	0	1	14	14.4
vs Nebraska	11/25/16		29	3-6	.500	0-1	.000	0-1	.000	0	5	5	4.0	2	3	1	0	0	6	13.0
vs Texas A&M	11/27/16		23	2-3	.667	2-3	.667	1-4	.250	0	2	2	3.7	0	3	4	0	1	7	12.1
UC RIVERSIDE	11/30/16		28	6-12	.500	3-5	.600	3-3	1.000	1	3	4	3.8	2	5	5	0	1	18	12.9
at Kentucky	12/03/16		20	4-7	.571	2-3	.667	3-4	.750	0	0	0	3.3	4	4	1	1	1	13	12.9
MICHIGAN	12/10/16		27	6-7	.857	5-5	1.000	0-0	.000	0	0	0	3.0	1	5	3	0	0	17	13.3
UC SANTA BARBARA	12/14/16		29	5-8	.625	1-4	.250	9-9	1.000	0	3	3	3.0	1	6	2	1	4	20	13.9
vs Ohio State	12/17/16		25	5-12	.417	2-6	.333	8-10	.800	2	2	4	3.1	4	1	3	0	5	20	14.4
WESTERN MICHIGAN	12/21/16		30	7-11	.636	1-4	.250	1-1	1.000	0	1	1	2.9	2	7	4	0	2	16	14.5
at Oregon	12/28/16		28	2-10	.200	1-3	.333	0-0	.000	0	1	1	2.8	2	7	3	0	1	5	13.9
at Oregon State	12/30/16		28	3-8	.375	3-6	.500	5-8	.625	0	4	4	2.9	4	6	2	0	3	14	13.9
CALIFORNIA	01/05/17		28	1-5	.200	0-1	.000	4-4	1.000	0	4	4	2.9	2	3	2	1	0	6	13.4
STANFORD	01/08/17		27	3-7	.429	1-2	.500	2-2	1.000	0	6	6	3.1	1	5	5	0	1	9	13.1
at Colorado	01/12/17		29	5-8	.625	2-5	.400	2-2	1.000	0	3	3	3.1	2	3	3	0	0	14	13.2
at Utah	01/14/17		24	5-13	.385	1-6	.167	3-4	.750	1	1	2	3.1	4	5	0	0	3	14	13.2
ARIZONA STATE	01/19/17		27	4-7	.571	3-5	.600	2-2	1.000	0	3	3	3.1	2	8	4	0	1	13	13.2
ARIZONA	01/21/17		23	3-7	.429	1-4	.250	3-4	.750	0	4	4	3.1	3	2	2	0	0	10	13.0
at USC	01/25/17		30	6-14	.429	1-4	.250	2-2	1.000	0	2	2	3.0	5	4	4	0	0	15	13.1
at Washington State	02/01/17		20	4-8	.500	1-2	.500	4-4	1.000	2	0	2	3.0	2	5	0	1	1	13	13.1
at Washington	02/04/17		29	8-10	.800	1-2	.500	3-3	1.000	0	1	1	2.9	1	5	2	0	0	20	13.4
OREGON	02/09/17		28	5-8	.625	2-5	.400	3-4	.750	0	7	7	3.1	1	3	2	0	0	15	13.5
Totals		0	663	111-217	.512	42-94	.447	73-89	.820	9	68	77	3.1	58	112	62	4	29	337	13.5

## AARON HOLIDAY'S CAREER STATISTICS

Season	gp-gs	min/avg	Total		3-Point		F-Throws		Rebounds				Scoring							
			fg-fga	pct	fg-fga	pct	ft-fa	pct	off	def	tot	avg	pf	fo	ast	to	blk	stl	pts	avg
2015-16	32-32	1013/31.7	114-289	.394	39-93	.419	64-88	.727	19	77	96	3.0	103	7	127	92	8	45	331	10.3
2016-17	25-0	663/26.5	111-217	.512	42-94	.447	73-89	.820	9	68	77	3.1	58	2	112	62	4	29	337	13.5
TOTAL	57-32	1676/29.4	225-506	.445	81-187	.433	137-177	.774	28	145	173	3.0	161	9	239	154	12	74	668	11.7



# TJ LEAF (22)

FRESHMAN – F – 6-10, 225 – El Cajon, Calif. (Foothills Christian HS)

## SEASON/CAREER BEST PERFORMANCES

Category	Season High	Career High
Points	32 at Washington State (2/1/17)	32 at Washington State (2/1/17)
Rebounds	15 vs. Pacific (11/11/16)	15 vs. Pacific (11/11/16)
Assists	8 vs. UC Santa Barbara (12/14/16)	8 vs. UC Santa Barbara (12/14/16)
Steals	3 at Oregon State (12/30/16)	3 at Oregon State (12/30/16)
Blocks	2 (10 times), last at USC (1/25/17)	2 (10 times), last at USC (1/25/17)
Minutes	38 vs. Ohio State (12/17/16)	38 vs. Ohio State (12/17/16)
FG Made	14 at Washington State (2/1/17)	14 at Washington State (2/1/17)
FG Att.	18 at Washington State (2/1/17)	18 at Washington State (2/1/17)
3PFG Made	3 (twice), last vs. UC Santa Barbara (12/14/16)	3 (twice), last vs. UC Santa Barbara (12/14/16)
3PFG Att.	5 vs. Pacific (11/11/16)	5 vs. Pacific (11/11/16)
FT Made	4 (6 times), last at Washington State (2/1/17)	4 (6 times), last at Washington State (2/1/17)
FT Att.	7 vs. Stanford (1/8/17)	7 vs. Stanford (1/8/17)

## KEY NOTES ON TJ LEAF

- Leads the team and is tied for fifth in the Pac-12 in scoring (16.7 ppg), through Feb. 10 ... also ranks fifth in the Pac-12 in rebounding (8.8 rpg)
- One of 10 players on the midseason watch list for the Karl Malone Power Forward of the Year Award
- Ranks second among all Pac-12 players in field goal percentage (62.6%) and is fifth in the conference in defensive rebounds per game (6.4 d-rpg)
- Through Feb. 10, ranked No. 13 in the country in overall field goal percentage (62.6%) and No. 57 in rebounds per game (8.8 rpg)
- Earned Pac-12 Player of the Week honors on Dec. 5 (wins over UC Riverside and at Kentucky) and Dec. 19 (wins over UC Santa Barbara and Ohio State)
- Has totaled a team-leading 11 double-doubles in 25 games, finishing one rebound shy of a double-double in four contests
- Leaf has scored in double figures in 23 of UCLA's 25 games (scored in double figures in the team's first 21 games)

## TJ LEAF'S 2016-17 GAME-BY-GAME STATISTICS

Opponent	Date	gs	min	Total		3-Pointers		Free throws		Rebounds				Other					pts	avg	
				fg-fga	pct	3fg-fga	pct	ft-fga	pct	off	def	tot	avg	pf	a	t/o	blk	stl			
PACIFIC	11/11/16	*	37	9-13	.692	2-5	.400	2-5	.400	6	9	15	15.0	2	4	3	1	1	22	22.0	
CSUN	11/13/16	*	18	4-6	.667	0-1	.000	4-6	.667	2	4	6	10.5	4	4	3	2	0	12	17.0	
SAN DIEGO	11/17/16	*	30	11-13	.846	0-1	.000	4-4	1.000	2	8	10	10.3	1	1	0	2	1	26	20.0	
LONG BEACH STATE	11/20/16	*	30	8-12	.667	1-2	.500	4-5	.800	1	8	9	10.0	3	1	1	1	1	21	20.3	
vs Portland	11/24/16	*	28	6-9	.667	1-1	1.000	1-1	1.000	2	7	9	9.8	3	4	1	0	0	14	19.0	
vs Nebraska	11/25/16	*	26	4-9	.444	3-4	.750	1-2	.500	0	4	4	8.8	2	4	0	2	0	12	17.8	
vs Texas A&M	11/27/16	*	32	6-9	.667	1-1	1.000	0-1	.000	3	6	9	8.9	3	0	2	1	1	13	17.1	
UC RIVERSIDE	11/30/16	*	27	9-12	.750	0-1	.000	0-1	.000	1	9	10	9.0	0	2	3	2	0	18	17.3	
at Kentucky	12/03/16	*	32	7-12	.583	1-2	.500	2-2	1.000	4	9	13	9.4	3	5	2	1	1	17	17.2	
MICHIGAN	12/10/16	*	36	10-14	.714	1-2	.500	0-1	.000	2	6	8	9.3	4	2	0	0	0	21	17.6	
UC SANTA BARBARA	12/14/16	*	30	11-17	.647	3-4	.750	0-1	.000	5	5	10	9.4	1	8	1	2	1	25	18.3	
vs Ohio State	12/17/16	*	38	6-11	.545	1-4	.250	0-2	.000	2	6	8	9.3	1	1	4	0	2	13	17.8	
WESTERN MICHIGAN	12/21/16	*	32	6-11	.545	1-2	.500	1-1	1.000	2	6	8	9.2	2	1	1	2	1	14	17.5	
at Oregon	12/28/16	*	32	5-8	.625	1-2	.500	2-4	.500	1	4	5	8.9	4	1	1	1	0	13	17.2	
at Oregon State	12/30/16	*	34	9-13	.692	0-1	.000	3-4	.750	6	4	10	8.9	1	2	0	2	3	21	17.5	
CALIFORNIA	01/05/17	*	33	7-11	.636	0-1	.000	4-5	.800	1	10	11	9.1	3	3	3	1	1	18	17.5	
STANFORD	01/08/17	*	27	5-8	.625	1-1	1.000	4-7	.571	4	6	10	9.1	4	6	0	2	1	15	17.4	
at Colorado	01/12/17	*	28	4-7	.571	2-2	1.000	2-3	.667	3	2	5	8.9	3	1	2	0	1	12	17.1	
at Utah	01/14/17	*	32	5-11	.455	1-2	.500	1-2	.500	1	9	10	8.9	1	2	1	0	0	12	16.8	
ARIZONA STATE	01/19/17	*	34	8-12	.667	1-2	.500	2-4	.500	0	9	9	9.0	2	6	1	0	1	19	16.9	
ARIZONA	01/21/17	*	31	5-10	.500	0-2	.000	2-2	1.000	1	2	3	8.7	4	0	1	2	0	12	16.7	
at USC	01/25/17	*	27	4-10	.400	0-0	.000	0-0	.000	2	6	8	8.6	4	0	1	2	0	8	16.3	
at Washington State	02/01/17	*	35	14-18	.778	0-1	.000	4-4	1.000	2	12	14	8.9	1	3	1	0	1	32	17.0	
at Washington	02/04/17	*	28	9-13	.692	0-1	.000	2-3	.667	2	8	10	8.9	3	3	2	0	1	20	17.1	
OREGON	02/09/17	*	34	4-12	.333	0-2	.000	0-0	.000	4	1	5	8.8	3	3	2	0	1	8	16.7	
Totals			25	771	176-281	.626	21-47	.447	45-70	.643	59	160	219	8.8	62	67	36	26	19	418	16.7

## TJ LEAF'S CAREER STATISTICS

Season	gp-gs	min/avg	Total		3-Point		F-Throws		Rebounds				Other					Scoring		
			fg-fga	pct	fg-fga	pct	ft-fga	pct	off	def	tot	avg	pf	fo	ast	to	blk	stl	pts	avg
2016-17	25-25	771/30.8	176-281	.626	21-47	.447	45-70	.643	59	160	219	8.8	62	0	67	36	26	19	418	16.7
TOTAL	25-25	771/30.8	176-281	.626	21-47	.447	45-70	.643	59	160	219	8.8	62	0	67	36	26	19	418	16.7

# IKENNA OKWARABIZIE (34)

JUNIOR - C - 6-9, 250 - Lagos, Nigeria (Tyler Junior College [TX])

## SEASON/CAREER BEST PERFORMANCES

Category	Season High	Career High
Points	1 vs. Portland (11/25/16)	1 vs. Portland (11/25/16)
Rebounds	2 (3 times), last vs. UC Riverside (11/30/16)	2 (3 times), last vs. UC Riverside (11/30/16)
Assists	---	---
Steals	1 vs. Portland (11/25/16)	1 vs. Portland (11/25/16)
Blocks	---	---
Minutes	6 vs. Pacific (11/11/16)	6 vs. Pacific (11/11/16)
FG Made	---	---
FG Att.	1 at Washington (2/4/17)	1 (3 times), last at Washington (2/4/17)
3PFG Made	---	---
3PFG Att.	---	---
FT Made	1 vs. Portland (11/25/16)	1 vs. Portland (11/25/16)
FT Att.	2 vs. Portland (11/25/16)	2 vs. Portland (11/25/16)

## KEY NOTES ON IKENNA OKWARABIZIE

- Has played in eight games this season, recording a career-high six minutes in the team's season-opening win against Pacific (Nov. 11)
- Now in his second season at UCLA, has played in 15 career games ... transferred to UCLA in the summer of 2015 from Tyler Junior College (Texas)
- Grew up in Lagos, Nigeria and spent his final two years of high school in the United States (St. Louis, Mo., and Iowa City, Iowa)

## IKENNA OKWARABIZIE'S 2016-17 GAME-BY-GAME STATISTICS

Opponent	Date	gs	min	Total		3-Pointers		Free throws		Rebounds				pf	a	t/o	blk	stl	pts	avg	
				fg-fga	pct	3fg-fga	pct	ft-fa	pct	off	def	tot	avg								
PACIFIC	11/11/16		6	0-0	.000	0-0	.000	0-0	.000	0	1	1	1.0	1	0	0	0	0	0	0.0	
CSUN	11/13/16		2	0-0	.000	0-0	.000	0-0	.000	0	0	0	0.5	1	0	1	0	0	0	0.0	
SAN DIEGO	11/17/16		dnp	-	-	-	-	-	-	-	-	-	-	-	-	-	-	-	-	-	
LONG BEACH STATE	11/20/16		5	0-0	.000	0-0	.000	0-0	.000	0	2	2	1.0	1	0	1	0	0	0	0.0	
vs Portland	11/24/16		4	0-0	.000	0-0	.000	1-2	.500	0	0	0	0.8	0	0	1	0	1	1	0.3	
vs Nebraska	11/25/16		dnp	-	-	-	-	-	-	-	-	-	-	-	-	-	-	-	-	-	
vs Texas A&M	11/27/16		dnp	-	-	-	-	-	-	-	-	-	-	-	-	-	-	-	-	-	
UC RIVERSIDE	11/30/16		3	0-0	.000	0-0	.000	0-0	.000	0	2	2	1.0	0	0	0	0	0	0	0.2	
at Kentucky	12/03/16		dnp	-	-	-	-	-	-	-	-	-	-	-	-	-	-	-	-	-	
MICHIGAN	12/10/16		1	0-0	.000	0-0	.000	0-0	.000	0	0	0	0.8	0	0	0	0	0	0	0.2	
UC SANTA BARBARA	12/14/16		3	0-0	.000	0-0	.000	0-0	.000	0	1	1	0.9	0	0	0	0	0	0	0.1	
vs Ohio State	12/17/16		dnp	-	-	-	-	-	-	-	-	-	-	-	-	-	-	-	-	-	
WESTERN MICHIGAN	12/21/16		dnp	-	-	-	-	-	-	-	-	-	-	-	-	-	-	-	-	-	
at Oregon	12/28/16		dnp	-	-	-	-	-	-	-	-	-	-	-	-	-	-	-	-	-	
at Oregon State	12/30/16		dnp	-	-	-	-	-	-	-	-	-	-	-	-	-	-	-	-	-	
CALIFORNIA	01/05/17		dnp	-	-	-	-	-	-	-	-	-	-	-	-	-	-	-	-	-	
STANFORD	01/08/17		dnp	-	-	-	-	-	-	-	-	-	-	-	-	-	-	-	-	-	
at Colorado	01/12/17		dnp	-	-	-	-	-	-	-	-	-	-	-	-	-	-	-	-	-	
at Utah	01/14/17		dnp	-	-	-	-	-	-	-	-	-	-	-	-	-	-	-	-	-	
ARIZONA STATE	01/19/17		dnp	-	-	-	-	-	-	-	-	-	-	-	-	-	-	-	-	-	
ARIZONA	01/21/17		dnp	-	-	-	-	-	-	-	-	-	-	-	-	-	-	-	-	-	
at USC	01/25/17		dnp	-	-	-	-	-	-	-	-	-	-	-	-	-	-	-	-	-	
at Washington State	02/01/17		dnp	-	-	-	-	-	-	-	-	-	-	-	-	-	-	-	-	-	
at Washington	02/04/17		1	0-1	.000	0-0	.000	0-0	.000	0	0	0	0.8	0	0	0	0	0	0	0.1	
OREGON	02/09/17		dnp	-	-	-	-	-	-	-	-	-	-	-	-	-	-	-	-	-	
Totals			0	25	0-1	.000	0-0	.000	1-2	.500	0	6	6	0.8	3	0	3	0	1	1	0.1

## IKENNA OKWARABIZIE'S CAREER STATISTICS

Season	gp-gs	min/avg	Total		3-Point		F-Throws		Rebounds				Scoring								
			fg-fga	pct	fg-fga	pct	ft-fa	pct	off	def	tot	avg	pf	fo	ast	to	blk	stl	pts	avg	
2015-16	7-0	13/1.9	0-2	.000	0-0	.000	0-0	.000	1	3	4	0.6	4	0	0	2	0	0	0	0	0.0
2016-17	8-0	25/3.1	0-1	.000	0-0	.000	1-2	.500	0	6	6	0.8	3	0	0	3	0	1	1	1	0.1
TOTAL	15-0	38/2.5	0-3	.000	0-0	.000	1-2	.500	1	9	10	0.7	7	0	0	5	0	1	1	1	0.1

# JERROLD SMITH (15)

SENIOR – G – 6-0, 165 – Los Angeles, Calif. (St. Bernard's HS)

## SEASON/CAREER BEST PERFORMANCES

Category	Season High	Career High
Points	4 vs. Long Beach State (11/20/16)	4 vs. Long Beach State (11/20/16)
Rebounds	---	1 vs. Colorado (2/20/16)
Assists	1 vs. UC Santa Barbara (12/14/16)	1 (twice), last vs. UC Santa Barbara (12/14/16)
Steals	1 (twice), last vs. UC Santa Barbara (12/14/16)	1 (twice), last vs. UC Santa Barbara (12/14/16)
Blocks	---	---
Minutes	4 vs. Portland (11/24/16)	4 vs. Portland (11/24/16)
FG Made	2 vs. Long Beach State (11/20/16)	2 vs. Long Beach State (11/20/16)
FG Att.	2 vs. Long Beach State (11/20/16)	2 vs. Long Beach State (11/20/16)
3PFG Made	---	---
3PFG Att.	---	1 vs. Colorado (2/20/16)
FT Made	1 vs. Michigan (12/10/16)	1 vs. Michigan (12/10/16)
FT Att.	2 vs. Michigan (12/10/16)	2 vs. Michigan (12/10/16)

## KEY NOTES ON JERROLD SMITH

- Has played in 16 games in three seasons with the Bruins, including eight contests this season (senior year) ... did not play in 2014-15
- Was a three-year varsity basketball standout at St. Bernard's High School in Playa del Rey, Calif., earning All-Del Rey League honors as a senior
- Was initially noticed by the coaching staff after his freshman year at UCLA, when he served as a point guard on the UCLA women's basketball's "scout" team

## JERROLD SMITH'S 2016-17 GAME-BY-GAME STATISTICS

Opponent	Date	gs	min	Total		3-Pointers		Free throws		Rebounds				pf	a	t/o	blk	stl	pts	avg	
				fg-fga	pct	3fg-fga	pct	ft-fta	pct	off	def	tot	avg								
PACIFIC	11/11/16		2	0-2	.000	0-0	.000	0-0	.000	0	0	0	0.0	2	0	1	0	0	0	0.0	
CSUN	11/13/16		dnp	-	-	-	-	-	-	-	-	-	-	-	-	-	-	-	-	-	
SAN DIEGO	11/17/16		dnp	-	-	-	-	-	-	-	-	-	-	-	-	-	-	-	-	-	
LONG BEACH STATE	11/20/16		3	2-2	1.000	0-0	.000	0-0	.000	0	0	0	0.0	1	0	1	0	0	4	2.0	
vs Portland	11/24/16		4	0-0	.000	0-0	.000	0-0	.000	0	0	0	0.0	0	0	0	0	0	0	1.3	
vs Nebraska	11/25/16		dnp	-	-	-	-	-	-	-	-	-	-	-	-	-	-	-	-	-	
vs Texas A&M	11/27/16		dnp	-	-	-	-	-	-	-	-	-	-	-	-	-	-	-	-	-	
UC RIVERSIDE	11/30/16		3	0-0	.000	0-0	.000	0-0	.000	0	0	0	0.0	0	0	0	0	0	0	1.0	
at Kentucky	12/03/16		dnp	-	-	-	-	-	-	-	-	-	-	-	-	-	-	-	-	-	
MICHIGAN	12/10/16		1	0-0	.000	0-0	.000	1-2	.500	0	0	0	0.0	0	0	0	0	1	1	1.0	
UC SANTA BARBARA	12/14/16		2	0-0	.000	0-0	.000	0-0	.000	0	0	0	0.0	0	1	0	0	1	0	0.8	
vs Ohio State	12/17/16		dnp	-	-	-	-	-	-	-	-	-	-	-	-	-	-	-	-	-	
WESTERN MICHIGAN	12/21/16		0	0-0	.000	0-0	.000	0-0	.000	0	0	0	0.0	0	0	0	0	0	0	0.7	
at Oregon	12/28/16		dnp	-	-	-	-	-	-	-	-	-	-	-	-	-	-	-	-	-	
at Oregon State	12/30/16		dnp	-	-	-	-	-	-	-	-	-	-	-	-	-	-	-	-	-	
CALIFORNIA	01/05/17		dnp	-	-	-	-	-	-	-	-	-	-	-	-	-	-	-	-	-	
STANFORD	01/08/17		dnp	-	-	-	-	-	-	-	-	-	-	-	-	-	-	-	-	-	
at Colorado	01/12/17		dnp	-	-	-	-	-	-	-	-	-	-	-	-	-	-	-	-	-	
at Utah	01/14/17		dnp	-	-	-	-	-	-	-	-	-	-	-	-	-	-	-	-	-	
ARIZONA STATE	01/19/17		dnp	-	-	-	-	-	-	-	-	-	-	-	-	-	-	-	-	-	
ARIZONA	01/21/17		dnp	-	-	-	-	-	-	-	-	-	-	-	-	-	-	-	-	-	
at USC	01/25/17		dnp	-	-	-	-	-	-	-	-	-	-	-	-	-	-	-	-	-	
at Washington State	02/01/17		dnp	-	-	-	-	-	-	-	-	-	-	-	-	-	-	-	-	-	
at Washington	02/04/17		2	0-1	.000	0-0	.000	0-0	.000	0	0	0	0.0	1	0	0	0	0	0	0.6	
OREGON	02/09/17		dnp	-	-	-	-	-	-	-	-	-	-	-	-	-	-	-	-	-	
Totals			0	17	2-5	.400	0-0	.000	1-2	.500	0	0	0	0.0	4	1	2	0	2	5	0.6

## JERROLD SMITH'S CAREER STATISTICS

Season	gp-gs	min/avg	Total		3-Point		F-Throws		Rebounds				Scoring								
			fg-fga	pct	fg-fga	pct	ft-fta	pct	off	def	tot	avg	pf	fo	ast	to	blk	stl	pts	avg	
2015-16	8-0	10/1.3	0-2	.000	0-1	.000	0-0	.000	1	0	1	0.1	0	0	1	1	0	0	0	0	0.0
2016-17	8-0	17/2.1	2-5	.400	0-0	.000	1-2	.500	0	0	0	0.0	4	0	1	2	0	2	5	0.6	
TOTAL	16-0	27/1.7	2-7	.286	0-1	.000	1-2	.500	1	0	1	0.1	4	0	2	3	0	2	5	0.3	

# THOMAS WELSH (40)

JUNIOR – C – 7-0, 245 – Redondo Beach, Calif. (Loyola HS)

## SEASON/CAREER BEST PERFORMANCES

Category	Season High	Career High
Points	20 at Oregon (12/28/16)	22 vs. Cal Poly (11/15/15)
Rebounds	13 vs. CSUN (11/13/16)	16 (twice), last at California (2/25/16)
Assists	3 (twice), last vs. Arizona (1/21/17)	3 (twice), last vs. Arizona (1/21/17)
Steals	2 (twice), last vs. Arizona (1/21/17)	2 (twice), last vs. Arizona (1/21/17)
Blocks	4 (twice), last vs. San Diego (11/17/16)	5 vs. Monmouth (11/13/15)
Minutes	31 at Washington State (2/1/17)	39 vs. Monmouth (11/13/15)
FG Made	8 (3 times), last at Washington State (2/1/17)	10 vs. Cal Poly (11/15/15)
FG Att.	12 vs. CSUN (11/13/16)	16 vs. McNeese State (12/22/15)
3PFG Made	---	---
3PFG Att.	---	---
FT Made	4 (5 times), last at Utah (1/14/17)	5 vs. Kentucky (12/3/15)
FT Att.	4 (5 times), last at Utah (1/14/17)	6 (twice), last at Washington (1/1/16)

## KEY NOTES ON THOMAS WELSH

- Has averaged 10.5 points, 8.3 rebounds and 1.6 blocks in 21 games ... missed four non-conference contests (Dec. 10-21) with a bruised right knee
- One of 10 players on the midseason watch list for the Kareem Abdul-Jabbar Center of the Year Award
- Scored a season-high 20 points and grabbed 10 rebounds in his return from a knee injury in UCLA's 89-87 loss at No. 21 Oregon (Dec. 28)
- Has totaled six point-rebound double-doubles this season ... has registered 16 career double-doubles midway through his third collegiate season
- Has shot 57.6 percent from the field and 93.8 percent from the free throw line (30 of 32)
- Made his first 28 consecutive free throws this season after having finished last year with 16 straight makes (eclipsing UCLA's school record of 43, set by Darren Collison in 2008-09)
- As a sophomore last season, registered 11.2 points and 8.5 rebounds per game (played in 31 of UCLA's 32 games)
- Younger brother, Henry Welsh, is a 6-foot-10 freshman forward on the basketball team at Harvard University (Cambridge, Mass.)

## THOMAS WELSH'S 2016-17 GAME-BY-GAME STATISTICS

Opponent	Date	gs	min	Total		3-Pointers		Free throws		Rebounds				pf	a	t/o	blk	stl	pts	avg	
				fg-fga	pct	3fg-fga	pct	ft-fa	pct	off	def	tot	avg								
PACIFIC	11/11/16	*	26	3-9	.333	0-0	.000	0-0	.000	0	6	6	6.0	4	0	0	3	1	6	6.0	
CSUN	11/13/16	*	30	3-12	.250	0-0	.000	4-4	1.000	2	11	13	9.5	3	2	1	4	2	10	8.0	
SAN DIEGO	11/17/16	*	26	4-7	.571	0-0	.000	4-4	1.000	2	9	11	10.0	1	0	0	4	0	12	9.3	
LONG BEACH STATE	11/20/16	*	23	6-9	.667	0-0	.000	0-0	.000	2	5	7	9.3	4	0	0	3	1	12	10.0	
vs Portland	11/24/16	*	26	8-10	.800	0-0	.000	0-0	.000	0	10	10	9.4	3	0	1	1	0	16	11.2	
vs Nebraska	11/25/16	*	28	5-8	.625	0-0	.000	2-2	1.000	0	11	11	9.7	1	2	0	1	0	12	11.3	
vs Texas A&M	11/27/16	*	27	3-7	.429	0-0	.000	0-0	.000	1	7	8	9.4	4	0	0	1	0	6	10.6	
UC RIVERSIDE	11/30/16	*	25	6-6	1.000	0-0	.000	0-0	.000	2	10	12	9.8	2	3	1	3	0	12	10.8	
at Kentucky	12/03/16	*	19	5-7	.714	0-0	.000	4-4	1.000	2	6	8	9.6	5	0	1	0	0	14	11.1	
MICHIGAN	12/10/16	dnp		-	-	-	-	-	-	-	-	-	-	-	-	-	-	-	-	-	
UC SANTA BARBARA	12/14/16	dnp		-	-	-	-	-	-	-	-	-	-	-	-	-	-	-	-	-	
vs Ohio State	12/17/16	dnp		-	-	-	-	-	-	-	-	-	-	-	-	-	-	-	-	-	
WESTERN MICHIGAN	12/21/16	dnp		-	-	-	-	-	-	-	-	-	-	-	-	-	-	-	-	-	
at Oregon	12/28/16	*	27	8-11	.727	0-0	.000	4-4	1.000	5	5	10	9.6	2	1	2	3	0	20	12.0	
at Oregon State	12/30/16	*	20	1-2	.500	0-0	.000	0-0	.000	4	1	5	9.2	4	0	0	2	0	2	11.1	
CALIFORNIA	01/05/17	*	24	4-10	.400	0-0	.000	2-2	1.000	2	4	6	8.9	2	0	0	1	1	10	11.0	
STANFORD	01/08/17	*	21	3-11	.273	0-0	.000	0-0	.000	3	4	7	8.8	4	0	1	1	0	6	10.6	
at Colorado	01/12/17	*	19	2-7	.286	0-0	.000	0-0	.000	1	5	6	8.6	5	0	0	1	0	4	10.1	
at Utah	01/14/17	*	29	6-7	.857	0-0	.000	4-4	1.000	5	3	8	8.5	0	1	1	0	0	16	10.5	
ARIZONA STATE	01/19/17	*	23	4-7	.571	0-0	.000	2-2	1.000	1	7	8	8.5	1	0	0	0	0	10	10.5	
ARIZONA	01/21/17	*	25	2-7	.286	0-0	.000	2-2	1.000	4	5	9	8.5	0	3	0	2	2	6	10.2	
at USC	01/25/17	*	27	6-7	.857	0-0	.000	1-2	.500	2	5	7	8.4	1	3	1	3	1	13	10.4	
at Washington State	02/01/17	*	31	8-10	.800	0-0	.000	1-2	.500	1	5	6	8.3	3	0	0	0	0	17	10.7	
at Washington	02/04/17	*	24	2-4	.500	0-0	.000	0-0	.000	2	6	8	8.3	4	1	0	0	0	4	10.4	
OREGON	02/09/17	*	25	6-7	.857	0-0	.000	0-0	.000	3	5	8	8.3	3	2	2	1	0	12	10.5	
Totals			21	525	95-165	.576	0-0	.000	30-32	.938	44	130	174	8.3	56	18	11	34	8	220	10.5

## THOMAS WELSH'S CAREER STATISTICS

Season	gp-gs	min/avg	Total		3-Point		F-Throws		Rebounds				Scoring							
			fg-fga	pct	fg-fga	pct	ft-fa	pct	off	def	tot	avg	pf	fo	ast	to	blk	stl	pts	avg
2014-15	36-3	565/15.7	62-132	.470	0-0	.000	14-23	.609	54	83	137	3.8	85	1	8	17	39	14	138	3.8
2015-16	31-26	832/26.8	157-266	.590	0-0	.000	34-45	.756	100	163	263	8.5	86	6	17	25	32	8	348	11.2
2016-17	21-21	525/25.0	95-165	.576	0-0	.000	30-32	.938	44	130	174	8.3	56	2	18	11	34	8	220	10.5
TOTAL	88-50	1922/21.8	314-563	.558	0-0	.000	78-100	.780	198	376	574	6.5	227	9	43	53	105	30	706	8.0

# ALEC WULFF (21)

JUNIOR - G - 6-3, 185 - Laguna Beach, Calif. (Laguna Beach HS)

## SEASON/CAREER BEST PERFORMANCES

Category	Season High	Career High
Points	6 vs. UC Riverside (11/30/16)	6 vs. UC Riverside (11/30/16)
Rebounds	1 vs. Pacific (11/11/16)	1 (3 times), last vs. Pacific (11/11/16)
Assists	1 vs. UC Riverside (11/30/16)	1 (3 times), last vs. UC Riverside (11/30/16)
Steals	1 vs. UC Riverside (11/30/16)	1 (twice), last vs. UC Riverside (11/30/16)
Blocks	---	---
Minutes	4 vs. Portland (11/24/16)	4 vs. Portland (11/24/16)
FG Made	2 vs. UC Riverside (11/30/16)	2 vs. UC Riverside (11/30/16)
FG Att.	2 vs. UC Riverside (11/30/16)	2 vs. UC Riverside (11/30/16)
3PPG Made	2 vs. UC Riverside (11/30/16)	2 vs. UC Riverside (11/30/16)
3PPG Att.	3 vs. UC Riverside (11/30/16)	3 vs. UC Riverside (11/30/16)
FT Made	---	---
FT Att.	---	---

## KEY NOTES ON ALEC WULFF

- Has made 4 of 8 career three-pointers, totaling 12 points and three assists in 17 career games
- Played in seven games this season, connecting on 2 of 5 total shots (all 3-point attempts)
- Shot 2-for-3 from beyond the 3-point arc in the Bruins' non-conference win over UC Riverside (Nov. 30, 2016)

## ALEC WULFF'S 2016-17 GAME-BY-GAME STATISTICS

Opponent	Date	gs	min	Total		3-Pointers		Free throws		Rebounds				pf	a	t/o	blk	stl	pts	avg	
				fg-fga	pct	3fg-fga	pct	ft-fa	pct	off	def	tot	avg								
PACIFIC	11/11/16		2	0-0	.000	0-0	.000	0-0	.000	0	1	1	1.0	0	0	0	0	0	0	0.0	
CSUN	11/13/16		dnp	-	-	-	-	-	-	-	-	-	-	-	-	-	-	-	-	-	
SAN DIEGO	11/17/16		dnp	-	-	-	-	-	-	-	-	-	-	-	-	-	-	-	-	-	
LONG BEACH STATE	11/20/16		3	0-1	.000	0-1	.000	0-0	.000	0	0	0	0.5	1	0	0	0	0	0	0.0	
vs Portland	11/24/16		4	0-0	.000	0-0	.000	0-0	.000	0	0	0	0.3	1	0	0	0	0	0	0.0	
vs Nebraska	11/25/16		dnp	-	-	-	-	-	-	-	-	-	-	-	-	-	-	-	-	-	
vs Texas A&M	11/27/16		dnp	-	-	-	-	-	-	-	-	-	-	-	-	-	-	-	-	-	
UC RIVERSIDE	11/30/16		3	2-3	.667	2-3	.667	0-0	.000	0	0	0	0.3	0	1	0	0	1	6	1.5	
at Kentucky	12/03/16		dnp	-	-	-	-	-	-	-	-	-	-	-	-	-	-	-	-	-	
MICHIGAN	12/10/16		1	0-0	.000	0-0	.000	0-0	.000	0	0	0	0.2	0	0	0	0	0	0	1.2	
UC SANTA BARBARA	12/14/16		2	0-1	.000	0-1	.000	0-0	.000	0	0	0	0.2	0	0	0	0	0	0	1.0	
vs Ohio State	12/17/16		dnp	-	-	-	-	-	-	-	-	-	-	-	-	-	-	-	-	-	
WESTERN MICHIGAN	12/21/16		0	0-0	.000	0-0	.000	0-0	.000	0	0	0	0.1	0	0	0	0	0	0	0.9	
at Oregon	12/28/16		dnp	-	-	-	-	-	-	-	-	-	-	-	-	-	-	-	-	-	
at Oregon State	12/30/16		dnp	-	-	-	-	-	-	-	-	-	-	-	-	-	-	-	-	-	
CALIFORNIA	01/05/17		dnp	-	-	-	-	-	-	-	-	-	-	-	-	-	-	-	-	-	
STANFORD	01/08/17		dnp	-	-	-	-	-	-	-	-	-	-	-	-	-	-	-	-	-	
at Colorado	01/12/17		dnp	-	-	-	-	-	-	-	-	-	-	-	-	-	-	-	-	-	
at Utah	01/14/17		dnp	-	-	-	-	-	-	-	-	-	-	-	-	-	-	-	-	-	
ARIZONA STATE	01/19/17		dnp	-	-	-	-	-	-	-	-	-	-	-	-	-	-	-	-	-	
ARIZONA	01/21/17		dnp	-	-	-	-	-	-	-	-	-	-	-	-	-	-	-	-	-	
at USC	01/25/17		dnp	-	-	-	-	-	-	-	-	-	-	-	-	-	-	-	-	-	
at Washington State	02/01/17		dnp	-	-	-	-	-	-	-	-	-	-	-	-	-	-	-	-	-	
at Washington	02/04/17		2	0-0	.000	0-0	.000	0-0	.000	0	0	0	0.1	0	0	0	0	0	0	0.8	
OREGON	02/09/17		dnp	-	-	-	-	-	-	-	-	-	-	-	-	-	-	-	-	-	
Totals			0	17	2-5	.400	2-5	.400	0-0	.000	0	1	1	0.1	2	1	0	0	1	6	0.8

## ALEC WULFF'S CAREER STATISTICS

Season	gp-gs	min/avg	Total		3-Point		F-Throws		Rebounds				Scoring							
			fg-fga	pct	fg-fga	pct	ft-fa	pct	off	def	tot	avg	pf	fo	ast	to	blk	stl	pts	avg
2014-15	4-0	5/1.3	0-1	.000	0-1	.000	0-0	.000	0	0	0	0.0	0	0	1	0	0	1	0	0.0
2015-16	5-0	7/1.4	2-2	1.000	2-2	1.000	0-0	.000	0	0	0	0.0	0	0	1	0	0	0	6	1.2
2016-17	8-0	17/2.1	2-5	.400	2-5	.400	0-0	.000	0	1	1	0.1	2	0	1	0	0	1	6	0.8
TOTAL	17-0	29/1.7	4-8	.500	4-8	.500	0-0	.000	0	1	1	0.1	2	0	3	0	0	2	12	0.7

# ISAAC WULFF (4)

FRESHMAN – G – 6-3, 175 – Laguna Beach, Calif. (Laguna Beach HS)

## SEASON/CAREER BEST PERFORMANCES

Category	Season High	Career High
Points	3 vs. Pacific (11/11/16)	3 vs. Pacific (11/11/16)
Rebounds	2 vs. Pacific (11/11/16)	2 vs. Pacific (11/11/16)
Assists	--	--
Steals	--	--
Blocks	--	--
Minutes	4 vs. Portland (11/24/16)	4 vs. Portland (11/24/16)
FG Made	1 (twice), last vs. UC Riverside (11/30/16)	1 (twice), last vs. UC Riverside (11/30/16)
FG Att.	1 (twice), last vs. UC Riverside (11/30/16)	1 (twice), last vs. UC Riverside (11/30/16)
3PFG Made	--	--
3PFG Att.	--	--
FT Made	1 vs. Pacific (11/11/16)	1 vs. Pacific (11/11/16)
FT Att.	2 vs. Pacific (11/11/16)	2 vs. Pacific (11/11/16)

## KEY NOTES ON ISAAC WULFF

- Currently in his first season at UCLA ... made his collegiate debut in the second half of UCLA's season-opening win over Pacific (Nov. 11)
- Isaac's older brother, Alec, is a junior on this year's team ... both Wulff brothers starred at Laguna Beach High School

## ISAAC WULFF'S 2016-17 GAME-BY-GAME STATISTICS

Opponent	Date	gs	min	Total		3-Pointers		Free throws		Rebounds				pf	a	t/o	blk	stl	pts	avg	
				fg-fga	pct	3fg-fga	pct	ft-fta	pct	off	def	tot	avg								
PACIFIC	11/11/16		2	1-1	1.000	0-0	.000	1-2	.500	1	1	2	2.0	0	0	0	0	0	3	3.0	
CSUN	11/13/16		dnp	-	-	-	-	-	-	-	-	-	-	-	-	-	-	-	-	-	
SAN DIEGO	11/17/16		dnp	-	-	-	-	-	-	-	-	-	-	-	-	-	-	-	-	-	
LONG BEACH STATE	11/20/16		3	0-0	.000	0-0	.000	0-0	.000	0	0	0	1.0	0	0	0	0	0	0	1.5	
vs Portland	11/24/16		dnp	-	-	-	-	-	-	-	-	-	-	-	-	-	-	-	-	-	
vs Nebraska	11/25/16		dnp	-	-	-	-	-	-	-	-	-	-	-	-	-	-	-	-	-	
vs Texas A&M	11/27/16		dnp	-	-	-	-	-	-	-	-	-	-	-	-	-	-	-	-	-	
UC RIVERSIDE	11/30/16		3	1-1	1.000	0-0	.000	0-0	.000	0	0	0	0.7	1	0	0	0	0	2	1.7	
at Kentucky	12/03/16		dnp	-	-	-	-	-	-	-	-	-	-	-	-	-	-	-	-	-	
MICHIGAN	12/10/16		1	0-0	.000	0-0	.000	0-0	.000	0	0	0	0.5	0	0	0	0	0	0	1.3	
UC SANTA BARBARA	12/14/16		dnp	-	-	-	-	-	-	-	-	-	-	-	-	-	-	-	-	-	
vs Ohio State	12/17/16		dnp	-	-	-	-	-	-	-	-	-	-	-	-	-	-	-	-	-	
WESTERN MICHIGAN	12/21/16		dnp	-	-	-	-	-	-	-	-	-	-	-	-	-	-	-	-	-	
at Oregon	12/28/16		dnp	-	-	-	-	-	-	-	-	-	-	-	-	-	-	-	-	-	
at Oregon State	12/30/16		dnp	-	-	-	-	-	-	-	-	-	-	-	-	-	-	-	-	-	
CALIFORNIA	01/05/17		dnp	-	-	-	-	-	-	-	-	-	-	-	-	-	-	-	-	-	
STANFORD	01/08/17		dnp	-	-	-	-	-	-	-	-	-	-	-	-	-	-	-	-	-	
at Colorado	01/12/17		dnp	-	-	-	-	-	-	-	-	-	-	-	-	-	-	-	-	-	
at Utah	01/14/17		dnp	-	-	-	-	-	-	-	-	-	-	-	-	-	-	-	-	-	
ARIZONA STATE	01/19/17		dnp	-	-	-	-	-	-	-	-	-	-	-	-	-	-	-	-	-	
ARIZONA	01/21/17		dnp	-	-	-	-	-	-	-	-	-	-	-	-	-	-	-	-	-	
at USC	01/25/17		dnp	-	-	-	-	-	-	-	-	-	-	-	-	-	-	-	-	-	
at Washington State	02/01/17		dnp	-	-	-	-	-	-	-	-	-	-	-	-	-	-	-	-	-	
at Washington	02/04/17		dnp	-	-	-	-	-	-	-	-	-	-	-	-	-	-	-	-	-	
OREGON	02/09/17		dnp	-	-	-	-	-	-	-	-	-	-	-	-	-	-	-	-	-	
Totals			0	9	2-2	1.000	0-0	.000	1-2	.500	1	1	2	0.5	1	0	0	0	0	5	1.3

## ISAAC WULFF'S CAREER STATISTICS

Season	gp-gs	min/avg	Total		3-Point		F-Throws		Rebounds				Scoring								
			fg-fga	pct	fg-fga	pct	ft-fta	pct	off	def	tot	avg	pf	fo	ast	to	blk	stl	pts	avg	
2016-17	4-0	9/2.3	2-2	1.000	0-0	.000	1-2	.500	1	1	2	0.5	1	0	0	0	0	0	0	5	1.3
TOTAL	4-0	9/2.3	2-2	1.000	0-0	.000	1-2	.500	1	1	2	0.5	1	0	0	0	0	0	0	5	1.3



## 2016-17 STARTING LINEUPS & STAT LEADERS

### STARTING LINEUPS

DATE	OPPONENT	W/L	SCORE					
11/11/16	Pacific	W	119-80	Lonzo Ball	Bryce Alford	Isaac Hamilton	TJ Leaf	Thomas Welsh
11/13/16	CSUN	W	102-87	Lonzo Ball	Bryce Alford	Isaac Hamilton	TJ Leaf	Thomas Welsh
11/17/16	San Diego	W	88-68	Lonzo Ball	Bryce Alford	Isaac Hamilton	TJ Leaf	Thomas Welsh
11/20/16	Long Beach State	W	114-77	Lonzo Ball	Bryce Alford	Isaac Hamilton	TJ Leaf	Thomas Welsh
11/24/16	vs. Portland ^	W	99-77	Lonzo Ball	Bryce Alford	Isaac Hamilton	TJ Leaf	Thomas Welsh
11/25/16	vs. Nebraska ^	W	82-71	Lonzo Ball	Bryce Alford	Isaac Hamilton	TJ Leaf	Thomas Welsh
11/27/16	vs. Texas A&M ^	W	74-67	Lonzo Ball	Bryce Alford	Isaac Hamilton	TJ Leaf	Thomas Welsh
11/30/16	UC Riverside	W	98-56	Lonzo Ball	Bryce Alford	Isaac Hamilton	TJ Leaf	Thomas Welsh
12/03/16	at Kentucky	W	97-92	Lonzo Ball	Bryce Alford	Isaac Hamilton	TJ Leaf	Thomas Welsh
12/10/16	Michigan	W	102-84	Lonzo Ball	Bryce Alford	Isaac Hamilton	TJ Leaf	G.G. Goloman
12/14/16	UC Santa Barbara	W	102-62	Lonzo Ball	Bryce Alford	Isaac Hamilton	TJ Leaf	G.G. Goloman
12/17/16	vs. Ohio State #	W	86-73	Lonzo Ball	Bryce Alford	Isaac Hamilton	TJ Leaf	G.G. Goloman
12/21/16	Western Michigan	W	82-68	Lonzo Ball	Bryce Alford	Isaac Hamilton	TJ Leaf	G.G. Goloman
12/28/16	at Oregon*	L	87-89	Lonzo Ball	Bryce Alford	Isaac Hamilton	TJ Leaf	Thomas Welsh
12/30/16	at Oregon State*	W	76-63	Lonzo Ball	Bryce Alford	Isaac Hamilton	TJ Leaf	Thomas Welsh
01/05/17	California *	W	81-71	Lonzo Ball	Bryce Alford	Isaac Hamilton	TJ Leaf	Thomas Welsh
01/08/17	Stanford*	W	89-75	Lonzo Ball	Bryce Alford	Isaac Hamilton	TJ Leaf	Thomas Welsh
01/12/17	at Colorado*	W	104-89	Lonzo Ball	Bryce Alford	Isaac Hamilton	TJ Leaf	Thomas Welsh
01/14/17	at Utah*	W	83-82	Lonzo Ball	Bryce Alford	Isaac Hamilton	TJ Leaf	Thomas Welsh
01/19/17	Arizona State*	W	102-80	Lonzo Ball	Bryce Alford	Isaac Hamilton	TJ Leaf	Thomas Welsh
01/21/17	Arizona*	L	85-96	Lonzo Ball	Bryce Alford	Isaac Hamilton	TJ Leaf	Thomas Welsh
01/25/17	at USC*	L	76-84	Lonzo Ball	Bryce Alford	Isaac Hamilton	TJ Leaf	Thomas Welsh
02/01/17	at Washington State*	W	95-79	Lonzo Ball	Bryce Alford	Isaac Hamilton	TJ Leaf	Thomas Welsh
02/04/17	at Washington*	W	107-66	Lonzo Ball	Bryce Alford	Isaac Hamilton	TJ Leaf	Thomas Welsh
02/09/17	Oregon*	W	82-79	Lonzo Ball	Bryce Alford	Isaac Hamilton	TJ Leaf	Thomas Welsh
02/12/17	Oregon State*							
02/18/17	USC*							
02/23/17	at Arizona State*							
02/25/17	at Arizona*							
03/01/17	Washington*							
03/04/17	Washington State*							

^ Wooden Legacy (Fullerton and Anaheim, Calif.)

# CBS Sports Classic game, at T-Mobile Arena (Las Vegas, Nev.)

\* Pac-12 Conference game

### STATISTICAL LEADERS

DATE	OPPONENT	W/L	SCORE	POINTS	REBOUNDS	ASSISTS	STEALS	BLOCKS					
11/11/16	Pacific	W	119-80	Alford	30	Leaf	15	Ball	11	Alford, Ball	2	Welsh	3
11/13/16	CSUN	W	102-87	Hamilton	22	Welsh	13	Ball	6	Ball, Welsh	2	Welsh	4
11/17/16	San Diego	W	88-68	Leaf	26	Welsh	11	Ball	8	4 players	1	Welsh	4
11/20/16	Long Beach State	W	114-77	Leaf	21	Leaf	9	Ball	11	Alford	4	Welsh	3
11/24/16	vs. Portland ^	W	99-77	Ball	18	Welsh	10	Ball	11	Ball, Hamilton	2	Alford, Goloman, Welsh	1
11/25/16	vs. Nebraska ^	W	82-71	Alford	18	Welsh	11	Ball	7	Goloman	1	Anigbogu, Goloman, Leaf	1
11/27/16	vs. Texas A&M ^	W	74-67	Hamilton	17	Leaf	9	Ball	10	Alford	2	Ball	3
11/30/16	UC Riverside	W	98-56	Hamilton	27	Welsh	12	Ball	13	Ball	3	Welsh	3
12/03/16	at Kentucky	W	97-92	Hamilton	19	Leaf	13	Ball	7	4 players	1	Anigbogu	2
12/10/16	Michigan	W	102-84	Leaf	21	Leaf	8	Hamilton	7	Ball	3	Anigbogu	4
12/14/16	UC Santa Barbara	W	102-62	Leaf	25	Ball, Leaf	10	Leaf	8	Holiday	4	Anigbogu	4
12/17/16	vs. Ohio State #	W	86-73	Alford, Holiday	20	Ball	9	Ball	9	Holiday	5	Goloman	1
12/21/16	Western Michigan	W	82-68	Alford	22	Hamilton, Leaf	8	Holiday	7	Hamilton	3	Ball	3
12/28/16	at Oregon*	L	87-89	Alford, Welsh	20	Welsh	10	Holiday	7	3 players	1	Welsh	3
12/30/16	at Oregon State*	W	76-63	Ball	23	Leaf	10	Ball	7	Holiday, Leaf	3	Ball, Leaf, Welsh	2
01/05/17	California*	W	81-71	Alford	24	Leaf	11	Ball	7	Ball	3	6 players	1
01/08/17	Stanford*	W	89-75	Ball	21	Leaf	10	Ball	8	Ball	3	Anigbogu, Ball, Leaf	2
01/12/17	at Colorado*	W	104-89	Alford	37	Welsh	6	Ball	8	Ball	3	Goloman, Welsh	1
01/14/17	at Utah*	W	83-82	Ball	17	Leaf	10	Ball	8	Ball	5	Goloman	1
01/19/17	Arizona State*	W	102-80	Hamilton	33	Anigbogu, Leaf	9	Ball	12	4 players	1	Anigbogu	1
01/21/17	Arizona*	L	85-96	Ball	24	Welsh	9	Ball	8	Ball, Welsh	2	Leaf, Welsh	2
01/25/17	at USC*	L	76-84	Hamilton	20	Ball	10	Alford, Ball, Holiday	4	Alford	2	Welsh	3
02/01/17	at Washington State*	W	95-79	Leaf	32	Leaf	14	Ball	7	Ball	5	Alford, Holiday	1
02/04/17	at Washington*	W	107-66	Ball	22	Leaf	10	Alford, Ball, Holiday	5	Ball	4	Goloman	2
02/09/17	Oregon*	W	82-79	Ball, Holiday	15	Ball	11	Alford	4	Leaf	1	Anigbogu	3
02/12/17	Oregon State*												
02/18/17	USC*												
02/23/17	at Arizona State*												
02/25/17	at Arizona*												
03/01/17	Washington*												
03/04/17	Washington State*												

^ Wooden Legacy (Fullerton and Anaheim, Calif.)

# CBS Sports Classic game, at T-Mobile Arena (Las Vegas, Nev.)

\* Pac-12 Conference game

**2016-17 POINTS-REBOUNDS-ASSISTS**

<b>OPPONENT</b>	<b>ALFORD</b>	<b>ALI</b>	<b>ANIGBOGU</b>	<b>BALL</b>	<b>DODSON</b>	<b>GOLOMAN</b>	<b>HAMILTON</b>	<b>HOLIDAY</b>
Pacific (Nov. 11)	30-2-1	DNP	DNP	19-8-11	DNP	4-3-0	17-1-8	18-3-5
CSUN (Nov. 13)	20-0-3	DNP	DNP	13-8-6	DNP	12-8-2	22-3-1	13-4-5
San Diego (Nov. 17)	10-3-3	DNP	DNP	13-7-8	DNP	4-1-1	12-3-6	11-5-2
Long Beach State (Nov. 20)	15-2-6	DNP	DNP	20-2-11	DNP	8-3-0	18-2-4	16-2-5
vs. Portland (Nov. 24)	13-1-2	DNP	DNP	18-4-11	DNP	7-6-1	16-3-6	14-5-5
vs. Nebraska (Nov. 25)	18-6-2	DNP	2-2-1	13-3-7	DNP	4-4-2	15-5-0	6-5-3
vs. Texas A&M (Nov. 27)	13-3-3	DNP	2-2-0	16-5-10	DNP	0-1-1	17-7-2	7-2-3
UC Riverside (Nov. 30)	5-5-4	DNP	5-4-0	5-2-13	DNP	DNP	27-6-1	18-4-5
at Kentucky (Dec. 3)	14-0-1	DNP	6-6-0	14-6-7	DNP	0-3-0	19-4-1	13-0-4
Michigan (Dec. 10)	18-4-3	DNP	6-4-1	19-7-4	DNP	6-2-1	14-4-7	17-0-5
UC Santa Barbara (Dec. 14)	15-2-2	DNP	9-7-1	13-10-7	DNP	7-7-1	13-1-1	20-3-6
vs. Ohio State (Dec. 17)	20-2-3	DNP	4-4-1	8-9-9	DNP	4-4-1	17-8-3	20-4-1
Western Michigan (Dec. 21)	22-2-2	DNP	6-5-0	7-5-4	DNP	6-6-3	11-8-5	16-1-7
at Oregon (Dec. 28)	20-4-1	DNP	9-4-0	14-3-6	DNP	4-2-0	2-5-3	5-1-7
at Oregon State (Dec. 30)	12-2-2	DNP	4-3-0	23-6-7	DNP	0-0-0	0-3-4	14-4-6
California (Jan. 5)	24-3-2	DNP	2-1-0	14-5-7	DNP	2-2-1	5-2-2	6-4-3
Stanford (Jan. 8)	17-3-2	DNP	6-3-0	21-6-8	DNP	0-2-1	15-5-0	9-6-5
at Colorado (Jan. 12)	37-2-1	DNP	4-3-0	11-2-8	DNP	2-2-1	20-4-2	14-3-3
at Utah (Jan. 14)	15-3-1	DNP	2-3-0	17-6-8	DNP	0-0-0	7-0-0	14-2-5
Arizona State (Jan. 19)	9-2-1	DNP	4-9-0	10-12-7	DNP	4-2-0	33-1-3	13-3-8
Arizona (Jan. 21)	15-3-1	DNP	2-2-0	24-6-8	DNP	2-0-0	14-4-4	10-4-2
at USC (Jan. 25)	3-3-4	DNP	2-0-0	15-10-4	DNP	0-0-0	20-4-3	15-2-4
at Washington State (Feb. 1)	7-0-1	DNP	DNP	14-7-7	DNP	4-1-1	8-1-4	13-2-5
at Washington (Feb. 4)	21-2-5	DNP	6-8-0	22-6-5	DNP	4-2-0	10-4-2	20-1-5
Oregon (Feb. 9)	12-1-4	DNP	9-7-0	15-11-1	DNP	0-0-0	11-3-1	15-7-3
Oregon State (Feb. 12)								
USC (Feb. 18)								
at Arizona State (Feb. 23)								
at Arizona (Feb. 25)								
Washington (March 1)								
Washington State (March 4)								

**2016-17 POINTS-REBOUNDS-ASSISTS**

<b>OPPONENT</b>	<b>LEAF</b>	<b>OKWARABIZIE</b>	<b>OLESINSKI</b>	<b>SMITH</b>	<b>WELSH</b>	<b>WULFF, A.</b>	<b>WULFF, I.</b>
Pacific (Nov. 11)	22-15-4	0-1-0	DNP	0-0-0	6-6-0	0-1-0	3-2-0
CSUN (Nov. 13)	12-6-4	0-0-0	DNP	DNP	10-13-2	DNP	DNP
San Diego (Nov. 17)	26-10-1	DNP	DNP	DNP	12-11-0	DNP	DNP
Long Beach State (Nov. 20)	21-9-1	0-2-0	DNP	4-0-0	12-7-0	0-0-0	0-0-0
vs. Portland (Nov. 24)	14-9-4	1-0-0	DNP	0-0-0	16-10-0	0-0-0	DNP
vs. Nebraska (Nov. 25)	12-4-4	DNP	DNP	DNP	12-11-2	DNP	DNP
vs. Texas A&M (Nov. 27)	13-9-0	DNP	DNP	DNP	6-8-0	DNP	DNP
UC Riverside (Nov. 30)	18-10-2	DNP	DNP	0-0-0	12-12-3	6-0-1	2-0-0
at Kentucky (Dec. 3)	17-13-5	DNP	DNP	DNP	14-8-0	DNP	DNP
Michigan (Dec. 10)	21-8-2	0-0-0	DNP	1-0-0	DNP	0-0-0	0-0-0
UC Santa Barbara (Dec. 14)	25-10-8	0-1-0	DNP	0-0-1	DNP	0-0-0	DNP
vs. Ohio State (Dec. 17)	13-8-1	DNP	DNP	DNP	DNP	DNP	DNP
Western Michigan (Dec. 21)	14-8-1	DNP	DNP	0-0-0	DNP	0-0-0	DNP
at Oregon (Dec. 28)	13-5-1	DNP	DNP	DNP	20-10-1	DNP	DNP
at Oregon State (Dec. 30)	21-10-2	DNP	DNP	DNP	2-5-0	DNP	DNP
California (Jan. 5)	18-11-3	DNP	DNP	DNP	10-6-0	DNP	DNP
Stanford (Jan. 8)	15-10-6	DNP	DNP	DNP	6-7-0	DNP	DNP
at Colorado (Jan. 12)	12-5-1	DNP	DNP	DNP	4-6-0	DNP	DNP
at Utah (Jan. 14)	12-10-2	DNP	DNP	DNP	16-8-1	DNP	DNP
Arizona State (Jan. 19)	19-9-6	DNP	DNP	DNP	10-8-0	DNP	DNP
Arizona (Jan. 21)	12-3-0	DNP	DNP	DNP	6-9-3	DNP	DNP
at USC (Jan. 25)	8-8-0	DNP	DNP	DNP	13-7-3	DNP	DNP
at Washington State (Feb. 1)	32-14-3	DNP	DNP	DNP	17-6-0	DNP	DNP
at Washington (Feb. 4)	20-10-3	0-0-0	DNP	0-0-0	4-8-1	0-0-0	DNP
Oregon (Feb. 9)	8-5-3	DNP	DNP	DNP	12-8-2	DNP	DNP
Oregon State (Feb. 12)							
USC (Feb. 18)							
at Arizona State (Feb. 23)							
at Arizona (Feb. 25)							
Washington (March 1)							
Washington State (March 4)							

## UCLA's TEAM GAME-BY-GAME STATS

Opponent	Date	Score	Total		3-Pointers		Free throws		Rebounds				pf	a	t/o	blk	stl	pts	avg	
			fg-fga	pct	3fg-fga	pct	ft-fa	pct	off	def	tot	avg								
PACIFIC	11/11/16	119-80	W	42-69	.609	18-30	.600	17-24	.708	11	32	43	43.0	27	29	12	4	8	119	119.0
CSUN	11/13/16	102-87	W	33-67	.493	5-16	.313	31-39	.795	14	30	44	43.5	23	23	20	9	6	102	110.5
SAN DIEGO	11/17/16	88-68	W	32-61	.525	5-22	.227	19-22	.864	7	36	43	43.3	10	21	8	9	4	88	103.0
LONG BEACH STATE	11/20/16	114-77	W	46-71	.648	12-20	.600	10-11	.909	5	27	32	40.5	17	27	11	4	10	114	105.8
vs Portland	11/24/16	99-77	W	36-66	.545	14-29	.483	13-18	.722	5	35	40	40.4	16	29	11	3	7	99	104.4
vs Nebraska	11/25/16	82-71	W	32-62	.516	9-23	.391	9-12	.750	7	35	42	40.7	17	21	8	8	1	82	100.7
vs Texas A&M	11/27/16	74-67	W	28-59	.475	12-26	.462	6-13	.462	11	31	42	40.9	14	19	15	8	6	74	96.9
UC RIVERSIDE	11/30/16	98-56	W	37-62	.597	13-27	.481	11-16	.688	7	39	46	41.5	11	29	12	8	6	98	97.0
at Kentucky	12/03/16	97-92	W	35-66	.530	10-23	.435	17-21	.810	11	30	41	41.4	24	18	18	6	4	97	97.0
MICHIGAN	12/10/16	102-84	W	39-58	.672	15-24	.625	9-18	.500	9	21	30	40.3	15	23	8	4	4	102	97.5
UC SANTA BARBARA	12/14/16	102-62	W	39-71	.549	11-34	.324	13-16	.813	8	38	46	40.8	11	27	8	10	10	102	97.9
vs Ohio State	12/17/16	86-73	W	31-64	.484	10-31	.323	14-19	.737	12	29	41	40.8	13	19	15	1	12	86	96.9
WESTERN MICHIGAN	12/21/16	82-68	W	33-66	.500	6-22	.273	10-16	.625	13	26	39	40.7	10	22	15	9	8	82	95.8
at Oregon	12/28/16	87-89	L	34-64	.531	11-25	.440	8-12	.667	11	24	35	40.3	19	19	14	6	3	87	95.1
at Oregon State	12/30/16	76-63	W	26-59	.441	9-25	.360	15-23	.652	13	23	36	40.0	17	21	10	8	9	76	93.9
CALIFORNIA	01/05/17	81-71	W	27-62	.435	7-19	.368	20-23	.870	7	30	37	39.8	18	18	9	6	7	81	93.1
STANFORD	01/08/17	89-75	W	31-62	.500	11-20	.550	16-25	.640	12	31	43	40.0	16	22	16	7	7	89	92.8
at Colorado	01/12/17	104-89	W	35-62	.565	19-31	.613	15-16	.938	5	23	28	39.3	25	16	12	2	5	104	93.4
at Utah	01/14/17	83-82	W	33-68	.485	9-29	.310	8-13	.615	10	24	34	39.1	13	17	7	1	8	83	92.9
ARIZONA STATE	01/19/17	102-80	W	35-58	.603	16-27	.593	16-24	.667	3	40	43	39.2	17	30	14	1	4	102	93.3
ARIZONA	01/21/17	85-96	L	32-71	.451	10-31	.323	11-14	.786	10	23	33	39.0	19	18	6	6	4	85	93.0
at USC	01/25/17	76-84	L	30-62	.484	6-20	.300	10-15	.667	10	27	37	38.9	20	18	17	6	4	76	92.2
at Washington State	02/01/17	95-79	W	38-66	.576	3-16	.188	16-19	.842	9	25	34	38.7	11	21	6	2	8	95	92.3
at Washington	02/04/17	107-66	W	43-71	.606	11-24	.458	10-12	.833	10	31	41	38.8	16	21	16	3	9	107	92.9
OREGON	02/09/17	82-79	W	32-63	.508	9-24	.375	9-13	.692	12	31	43	38.9	14	14	10	5	1	82	92.5
UCLA		2312		859-1610	.534	261-618	.422	333-454	.733	232	741	973	38.9	413	542	298	136	155	2312	92.5
Opponents		1915		710-1690	.420	216-592	.365	279-416	.671	303	579	882	35.3	443	323	302	41	170	1915	76.6

## OPPONENT GAME-BY-GAME STATS

Opponent	Date	Score	Total		3-Pointers		Free throws		Rebounds				pf	a	t/o	blk	stl	pts	avg	
			fg-fga	pct	3fg-fga	pct	ft-fa	pct	off	def	tot	avg								
PACIFIC	11/11/16	119-80	W	28-66	.424	10-26	.385	14-28	.500	14	19	33	33.0	25	7	14	0	5	80	80.0
CSUN	11/13/16	102-87	W	33-66	.500	5-15	.333	16-24	.667	5	26	31	32.0	30	10	18	2	12	87	83.5
SAN DIEGO	11/17/16	88-68	W	25-75	.333	10-31	.323	8-9	.889	14	24	38	34.0	20	14	7	1	2	68	78.3
LONG BEACH STATE	11/20/16	114-77	W	27-58	.466	11-22	.500	12-20	.600	7	21	28	32.5	15	19	23	4	5	77	78.0
vs Portland	11/24/16	99-77	W	26-69	.377	14-32	.438	11-13	.846	10	27	37	33.4	19	10	15	0	6	77	77.8
vs Nebraska	11/25/16	82-71	W	29-75	.387	6-24	.250	7-13	.538	17	25	42	34.8	18	11	6	2	3	71	76.7
vs Texas A&M	11/27/16	74-67	W	26-65	.400	7-22	.318	8-15	.533	13	23	36	35.0	12	15	12	3	9	67	75.3
UC RIVERSIDE	11/30/16	98-56	W	21-70	.300	8-25	.320	6-9	.667	12	18	30	34.4	17	8	12	0	8	56	72.9
at Kentucky	12/03/16	97-92	W	33-80	.413	8-24	.333	18-27	.667	19	19	38	34.8	22	16	9	6	8	92	75.0
MICHIGAN	12/10/16	102-84	W	29-58	.500	14-26	.538	12-13	.923	9	14	23	33.6	17	16	8	0	6	84	75.9
UC SANTA BARBARA	12/14/16	102-62	W	25-83	.301	5-20	.250	7-13	.538	24	26	50	35.1	20	9	14	0	6	62	74.6
vs Ohio State	12/17/16	86-73	W	29-62	.468	5-24	.208	10-12	.833	6	25	31	34.8	20	17	18	2	10	73	74.5
WESTERN MICHIGAN	12/21/16	82-68	W	31-69	.449	5-13	.385	1-3	.333	13	23	36	34.8	19	9	18	0	10	68	74.0
at Oregon	12/28/16	87-89	L	30-67	.448	11-30	.367	18-25	.720	16	21	37	35.0	15	19	9	1	6	89	75.1
at Oregon State	12/30/16	76-63	W	22-52	.423	7-14	.500	12-16	.750	9	24	33	34.9	15	9	16	3	6	63	74.3
CALIFORNIA	01/05/17	81-71	W	27-69	.391	7-18	.389	10-18	.556	17	31	48	35.7	20	7	13	3	4	71	74.1
STANFORD	01/08/17	89-75	W	28-74	.378	5-17	.294	14-18	.778	16	24	40	35.9	19	14	10	2	8	75	74.1
at Colorado	01/12/17	104-89	W	27-58	.466	8-19	.421	27-38	.711	12	22	34	35.8	17	11	11	1	6	89	74.9
at Utah	01/14/17	83-82	W	36-66	.545	7-21	.333	3-6	.500	7	28	35	35.8	13	18	9	0	4	82	75.3
ARIZONA STATE	01/19/17	102-80	W	32-78	.410	11-34	.324	5-11	.455	9	25	34	35.7	16	11	7	1	8	80	75.6
ARIZONA	01/21/17	85-96	L	34-68	.500	9-20	.450	19-21	.905	12	30	42	36.0	16	15	7	1	4	96	76.5
at USC	01/25/17	76-84	L	27-67	.403	14-34	.412	16-21	.762	12	24	36	36.0	16	20	9	5	12	84	76.9
at Washington State	02/01/17	95-79	W	31-61	.508	10-21	.476	7-10	.700	7	19	26	35.6	15	17	14	1	5	79	77.0
at Washington	02/04/17	107-66	W	25-65	.385	7-27	.259	9-19	.474	11	18	29	35.3	15	10	20	2	10	66	76.5
OREGON	02/09/17	82-79	W	29-69	.420	12-33	.364	9-14	.643	12	23	35	35.3	12	11	3	1	7	79	76.6
Opponents		1915		710-1690	.420	216-592	.365	279-416	.671	303	579	882	35.3	443	323	302	41	170	1915	76.6
UCLA		2312		859-1610	.534	261-618	.422	333-454	.733	232	741	973	38.9	413	542	298	136	155	2312	92.5

# UCLA's SEASON/CAREER STATS

## 2016-17 ROSTER

### SEASON STATISTICS

### CAREER STATISTICS

SUMMARY	gp-gs	min/g	fg%	3fg%	ft%	r/g	a/g	stl	blk	pts/g	gp-gs	min/g	fg%	3fg%	ft%	r/g	a/g	stl	blk	pts/g
Leaf, TJ	25-25	30.8	.626	.447	.643	8.8	2.7	19	26	16.7	25-25	30.8	.626	.447	.643	8.8	2.7	19	26	16.7
Alford, Bryce	25-25	33.0	.485	.458	.809	2.4	2.4	15	3	16.2	130-94	31.9	.408	.399	.823	2.8	3.9	102	8	13.6
Ball, Lonzo	25-25	35.4	.541	.430	.671	6.0	7.6	46	21	15.1	25-25	35.4	.541	.430	.671	6.0	7.6	46	21	15.1
Hamilton, Isaac	25-25	30.4	.455	.360	.805	3.6	2.9	20	3	14.5	93-93	33.4	.448	.375	.765	3.7	3.2	85	11	13.8
Holiday, Aaron	25-0	26.5	.512	.447	.820	3.1	4.5	29	4	13.5	57-32	29.4	.445	.433	.774	3.0	4.2	74	12	11.7
Welsh, Thomas	21-21	25.0	.576	.000	.938	8.3	0.9	8	34	10.5	88-50	21.8	.558	.000	.780	6.5	0.5	30	105	8.0
Anigbogu, Ike	19-0	12.5	.606	.000	.400	4.1	0.2	2	26	4.7	19-0	12.5	.606	.000	.400	4.1	0.2	2	26	4.7
Goloman, Gyorgy	24-4	11.0	.574	.000	.609	2.5	0.7	12	19	3.5	74-4	11.1	.478	.333	.458	2.1	0.6	32	35	2.2
Wulff, Isaac	4-0	2.3	1.000	.000	.500	0.5	0.0	0	0	1.3	4-0	2.3	1.000	.000	.500	0.5	0.0	0	0	1.3
Wulff, Alec	8-0	2.1	.400	.400	.000	0.1	0.1	1	0	0.8	17-0	1.7	.500	.500	.000	0.1	0.2	2	0	0.7
Smith, Jerrold	8-0	2.1	.400	.000	.500	0.0	0.1	2	0	0.6	16-0	1.7	.286	.000	.500	0.1	0.1	2	0	0.3
Okwarabizie, Ikenna	8-0	3.1	.000	.000	.500	0.8	0.0	1	0	0.1	15-0	2.5	.000	.000	.500	0.7	0.0	1	0	0.1

SCORING	fg-fga	fg%	3fg-fga	3fg%	ft-fta	ft%	pts	pts/g	fg-fga	fg%	3fg-fga	3fg%	ft-fta	ft%	pts	pts/g
Leaf, TJ	176-281	.626	21-47	.447	45-70	.643	418	16.7	176-281	.626	21-47	.447	45-70	.643	418	16.7
Alford, Bryce	126-260	.485	81-177	.458	72-89	.809	405	16.2	537-1316	.408	294-736	.399	401-487	.823	1769	13.6
Ball, Lonzo	132-244	.541	61-142	.430	53-79	.671	378	15.1	132-244	.541	61-142	.430	53-79	.671	378	15.1
Hamilton, Isaac	138-303	.455	54-150	.360	33-41	.805	363	14.5	483-1079	.448	173-461	.375	143-187	.765	1282	13.8
Holiday, Aaron	111-217	.512	42-94	.447	73-89	.820	337	13.5	225-506	.445	81-187	.433	137-177	.774	668	11.7
Welsh, Thomas	95-165	.576	0-0	.000	30-32	.938	220	10.5	314-563	.558	0-0	.000	78-100	.780	706	8.0
Anigbogu, Ike	40-66	.606	0-0	.000	10-25	.400	90	4.7	40-66	.606	0-0	.000	10-25	.400	90	4.7
Goloman, Gyorgy	35-61	.574	0-3	.000	14-23	.609	84	3.5	65-136	.478	8-24	.333	22-48	.458	160	2.2
Wulff, Isaac	2-2	1.000	0-0	.000	1-2	.500	5	1.3	2-2	1.000	0-0	.000	1-2	.500	5	1.3
Wulff, Alec	2-5	.400	2-5	.400	0-0	.000	6	0.8	4-8	.500	4-8	.500	0-0	.000	12	0.7
Smith, Jerrold	2-5	.400	0-0	.000	1-2	.500	5	0.6	2-7	.286	0-1	.000	1-2	.500	5	0.3
Okwarabizie, Ikenna	0-1	.000	0-0	.000	1-2	.500	1	0.1	0-3	.000	0-0	.000	1-2	.500	1	0.1

TOTALS	o-reb	d-reb	t-reb	pf	fo	ast	to	a/to	o-reb	d-reb	t-reb	pf	fo	ast	to	a/to
Leaf, TJ	59	160	219	62	0	67	36	1.9	59	160	219	62	0	67	36	1.9
Alford, Bryce	6	54	60	35	0	60	29	2.1	25	336	361	175	1	505	229	2.2
Ball, Lonzo	22	129	151	49	1	189	64	3.0	22	129	151	49	1	189	64	3.0
Hamilton, Isaac	22	69	91	45	0	73	54	1.4	91	257	348	197	2	295	213	1.4
Holiday, Aaron	9	68	77	58	2	112	62	1.8	28	145	173	161	9	239	154	1.6
Welsh, Thomas	44	130	174	56	2	18	11	1.6	198	376	574	227	9	43	53	0.8
Anigbogu, Ike	24	53	77	52	2	4	16	0.3	24	53	77	52	2	4	16	0.3
Goloman, Gyorgy	19	42	61	45	2	17	19	0.9	45	110	155	142	3	41	47	0.9
Wulff, Isaac	1	1	2	1	0	0	0	0.0	1	1	2	1	0	0	0	0.0
Wulff, Alec	0	1	1	2	0	1	0	0.0	0	1	1	2	0	3	0	0.0
Smith, Jerrold	0	0	0	4	0	1	2	0.5	1	0	1	4	0	2	3	0.7
Okwarabizie, Ikenna	0	6	6	3	0	0	3	0.0	1	9	10	7	0	0	5	0.0

# 2016-17 PAC-12 STATISTICS

**Pac-12 Record: 9-3 Home: 5-1 Away: 4-2**

#	Player	gp-gs	min	avg	Total		3-Point		F-Throw		Rebounds					a	to	blk	stl	pts	avg		
					fg-fga	fg%	3fg-fga	3fg%	ft-fta	ft%	off	def	tot	avg	pf							dq	
02	Ball, Lonzo	12-12	434	36.2	70-128	.547	32-75	.427	28-41	.683	10	65	75	6.3	27	0	81	33	9	26	200	16.7	
20	Alford, Bryce	12-12	395	32.9	61-118	.517	45-86	.523	25-35	.714	2	26	28	2.3	15	0	25	11	2	4	192	16.0	
22	Leaf, TJ	12-12	375	31.3	79-133	.594	6-17	.353	26-38	.684	27	73	100	8.3	33	0	30	15	10	10	190	15.8	
03	Holiday, Aaron	12-0	321	26.8	49-105	.467	17-45	.378	33-39	.846	3	36	39	3.3	29	1	56	29	2	10	148	12.3	
10	Hamilton, Isaac	12-12	353	29.4	52-132	.394	21-66	.318	20-25	.800	9	27	36	3.0	25	0	28	26	1	7	145	12.1	
40	Welsh, Thomas	12-12	295	24.6	52-90	.578	0-0	.000	16-18	.889	33	55	88	7.3	29	1	11	7	14	4	120	10.0	
13	Anigbogwu, Ike	11-0	120	10.9	23-37	.622	0-0	.000	4-11	.364	14	29	43	3.9	28	1	0	8	9	1	50	4.5	
14	Goloman, Gyorgy	12-0	102	8.5	10-23	.435	0-2	.000	2-2	1.000	3	10	13	1.1	18	0	4	8	6	7	22	1.8	
34	Okwarabizie, Ikenna	1-0	1	1.0	0-1	.000	0-0	.000	0-0	.000	0	0	0	0.0	0	0	0	0	0	0	0	0.0	
21	Wulff, Alec	1-0	2	2.0	0-0	.000	0-0	.000	0-0	.000	0	0	0	0.0	0	0	0	0	0	0	0	0.0	
15	Smith, Jerrold	1-0	2	2.0	0-1	.000	0-0	.000	0-0	.000	0	0	0	0.0	1	0	0	0	0	0	0	0.0	
<b>Team</b>											11	11	22										
Total.....		12	2400		396-768	.516	121-291	.416	154-209	.737	112	332	444	37.0	205	3	235	137	53	69	1067	88.9	
Opponents.....		12	2400		348-794	.438	108-288	.375	149-217	.687	140	289	429	35.8	189	-	162	128	21	80	953	79.4	

TEAM STATISTICS	UCLA	OPP	Date	Opponent	Score	Att.
SCORING	1067	953	* 12/28/16	at Oregon	L 87-89	12364
Points per game	88.9	79.4	* 12/30/16	at Oregon State	w 76-63	5596
Scoring margin	+9.5	-	* 01/05/17	CALIFORNIA	w 81-71	13659
FIELD GOALS-ATT	396-768	348-794	* 01/08/17	STANFORD	w 89-75	13659
Field goal pct	.516	.438	* 01/12/17	at Colorado	w 104-89	8755
3 POINT FG-ATT	121-291	108-288	* 01/14/17	at Utah	w 83-82	15027
3-point FG pct	.416	.375	* 01/19/17	ARIZONA STATE	w 102-80	12689
3-pt FG made per game	10.1	9.0	* 01/21/17	ARIZONA	L 85-96	13659
FREE THROWS-ATT	154-209	149-217	* 01/25/17	at USC	L 76-84	10258
Free throw pct	.737	.687	* 02/01/17	at Washington State	w 95-79	4109
F-Throws made per game	12.8	12.4	* 02/04/17	at Washington	w 107-66	10000
REBOUNDS	444	429	* 02/09/17	OREGON	w 82-79	13659
Rebounds per game	37.0	35.8	* = Conference game			
Rebounding margin	+1.3	-	1 = Wooden Legacy, at Cal State Fullerton (Fullerton, Calif.)			
ASSISTS	235	162	2 = Wooden Legacy, Championship, at Honda Center (Anaheim, Calif.)			
Assists per game	19.6	13.5	3 = CBS Sports Classic, at T-Mobile Arena (Las Vegas, Nev.)			
TURNOVERS	137	128				
Turnovers per game	11.4	10.7				
Turnover margin	-0.7	-				
Assist/turnover ratio	1.7	1.3				
STEALS	69	80				
Steals per game	5.8	6.7				
BLOCKS	53	21				
Blocks per game	4.4	1.8				
ATTENDANCE	67325	66109				
Home games-Avg/Game	5-13465	7-9444				
Neutral site-Avg/Game	-	0-0				

Score by Periods	1st	2nd	Totals
UCLA	530	537	1067
Opponents	470	483	953

# 2016-17 OVERALL STATISTICS

**Overall: 22-3 Home: 12-1 Away: 6-2 Neutral: 4-0 Pac-12: 9-3**

#	Player	gp-gs	min	avg	Total		3-Point		F-Throw		Rebounds					pts	avg					
					fg-fga	fg%	3fg-fga	3fg%	ft-fga	ft%	off	def	tot	avg	pf			dq	a	to	blk	stl
22	Leaf, TJ	25-25	771	30.8	176-281	.626	21-47	.447	45-70	.643	59	160	219	8.8	62	0	67	36	26	19	418	16.7
20	Alford, Bryce	25-25	826	33.0	126-260	.485	81-177	.458	72-89	.809	6	54	60	2.4	35	0	60	29	3	15	405	16.2
02	Ball, Lonzo	25-25	884	35.4	132-244	.541	61-142	.430	53-79	.671	22	129	151	6.0	49	1	189	64	21	46	378	15.1
10	Hamilton, Isaac	25-25	760	30.4	138-303	.455	54-150	.360	33-41	.805	22	69	91	3.6	45	0	73	54	3	20	363	14.5
03	Holiday, Aaron	25-0	663	26.5	111-217	.512	42-94	.447	73-89	.820	9	68	77	3.1	58	2	112	62	4	29	337	13.5
40	Welsh, Thomas	21-21	525	25.0	95-165	.576	0-0	.000	30-32	.938	44	130	174	8.3	56	2	18	11	34	8	220	10.5
13	Anigbogu, Ike	19-0	238	12.5	40-66	.606	0-0	.000	10-25	.400	24	53	77	4.1	52	2	4	16	26	2	90	4.7
14	Goloman, Gyorgy	24-4	265	11.0	35-61	.574	0-3	.000	14-23	.609	19	42	61	2.5	45	2	17	19	19	12	84	3.5
04	Wulff, Isaac	4-0	9	2.3	2-2	1.000	0-0	.000	1-2	.500	1	1	2	0.5	1	0	0	0	0	0	5	1.3
21	Wulff, Alec	8-0	17	2.1	2-5	.400	2-5	.400	0-0	.000	0	1	1	0.1	2	0	1	0	0	1	6	0.8
15	Smith, Jerrold	8-0	17	2.1	2-5	.400	0-0	.000	1-2	.500	0	0	0	0.0	4	0	1	2	0	2	5	0.6
34	Okwarabizie, Ikenna	8-0	25	3.1	0-1	.000	0-0	.000	1-2	.500	0	6	6	0.8	3	0	0	3	0	1	1	0.1
Team											26	28	54		1		2					
Total.....		25	5000		859-1610	.534	261-618	.422	333-454	.733	232	741	973	38.9	413	9	542	298	136	155	2312	92.5
Opponents.....		25	5000		710-1690	.420	216-592	.365	279-416	.671	303	579	882	35.3	443	-	323	302	41	170	1915	76.6

TEAM STATISTICS	UCLA	OPP	Date	Opponent	Score	Att.
SCORING	2312	1915	11/11/16	PACIFIC	w 119-80	8743
Points per game	92.5	76.6	11/13/16	CSUN	w 102-87	7149
Scoring margin	+15.9	-	11/17/16	SAN DIEGO	w 88-68	6893
FIELD GOALS-ATT	859-1610	710-1690	11/20/16	LONG BEACH STATE	w 114-77	8294
Field goal pct	.534	.420	1 11/24/16	vs Portland	w 99-77	3816
3 POINT FG-ATT	261-618	216-592	1 11/25/16	vs Nebraska	w 82-71	5153
3-point FG pct	.422	.365	2 11/27/16	vs Texas A&M	w 74-67	4221
3-pt FG made per game	10.4	8.6	11/30/16	UC RIVERSIDE	w 98-56	6328
FREE THROWS-ATT	333-454	279-416	12/03/16	at Kentucky	w 97-92	23976
Free throw pct	.733	.671	12/10/16	MICHIGAN	w 102-84	13571
F-Throws made per game	13.3	11.2	12/14/16	UC SANTA BARBARA	w 102-62	7484
REBOUNDS	973	882	3 12/17/16	vs Ohio State	w 86-73	19298
Rebounds per game	38.9	35.3	12/21/16	WESTERN MICHIGAN	w 82-68	10695
Rebounding margin	+3.6	-	* 12/28/16	at Oregon	L 87-89	12364
ASSISTS	542	323	* 12/30/16	at Oregon State	w 76-63	5596
Assists per game	21.7	12.9	* 01/05/17	CALIFORNIA	w 81-71	13659
TURNOVERS	298	302	* 01/08/17	STANFORD	w 89-75	13659
Turnovers per game	11.9	12.1	* 01/12/17	at Colorado	w 104-89	8755
Turnover margin	+0.2	-	* 01/14/17	at Utah	w 83-82	15027
Assist/turnover ratio	1.8	1.1	* 01/19/17	ARIZONA STATE	w 102-80	12689
STEALS	155	170	* 01/21/17	ARIZONA	L 85-96	13659
Steals per game	6.2	6.8	* 01/25/17	at USC	L 76-84	10258
BLOCKS	136	41	* 02/01/17	at Washington State	w 95-79	4109
Blocks per game	5.4	1.6	* 02/04/17	at Washington	w 107-66	10000
ATTENDANCE	136482	122573	* 02/09/17	OREGON	w 82-79	13659
Home games-Avg/Game	13-10499	8-11261				
Neutral site-Avg/Game	-	4-8122				

\* = Conference game  
 1 = Wooden Legacy, at Cal State Fullerton (Fullerton, Calif.)  
 2 = Wooden Legacy, Championship, at Honda Center (Anaheim, Calif.)  
 3 = CBS Sports Classic, at T-Mobile Arena (Las Vegas, Nev.)

Score by Periods	1st	2nd	Totals
UCLA	1128	1184	2312
Opponents	939	976	1915