



# UCLA BASKETBALL

UCLA Athletic Communications • J.D. Morgan Center • 325 Westwood Plaza • Los Angeles, CA 90095

Men's Basketball Contact: Alex Timiraos • atimiraos@athletics.ucla.edu • o: (310) 206-0524 • c: (310) 847-9231

## UCLA'S LEADING SCORERS

No.	Player	GP	GS	MPG	RPG	APG	PPG
20	Bryce Alford	19	19	33.3	2.6	2.3	17.8
22	TJ Leaf	19	19	30.6	8.9	2.7	16.8
2	Lonzo Ball	19	19	35.4	5.5	8.0	14.6
10	Isaac Hamilton	19	19	30.2	3.9	2.9	14.1
3	Aaron Holiday	19	0	26.6	3.1	4.5	13.2

## 2016-17 SCHEDULE

### Exhibition Game

Nov. 1	The Master's University	P12N	W	100-58
--------	-------------------------	------	---	--------

### November

Fri. 11	Pacific	P12N	W	119-80
Sun. 13	CSUN	P12N	W	102-87
Thu. 17	San Diego	P12N	W	88-68
Sun. 20	Long Beach State	P12N	W	114-77
Thu. 24	vs. Portland <sup>1</sup>	ESPN2	W	99-77
Fri. 25	vs. Nebraska <sup>1</sup>	ESPN2	W	82-71
Sun. 27	vs. Texas A&M <sup>2</sup>	ESPN	W	74-67
Wed. 30	UC Riverside	P12N	W	98-56

### December

Sat. 3	at (1) Kentucky	CBS	W	97-92
Sat. 10	Michigan	ESPN2	W	102-84
Wed. 14	UC Santa Barbara	P12N	W	102-62
Sat. 17	vs. Ohio State <sup>3</sup>	CBS	W	86-73
Wed. 21	Western Michigan	P12N	W	82-68
Wed. 28	at (21) Oregon*	ESPN2	L	87-89
Fri. 30	at Oregon State*	P12N	W	76-63

### January

Thu. 5	California*	ESPN	W	81-71
Sun. 8	Stanford*	FS1	W	89-75
Thu. 12	at Colorado*	FS1	W	104-89
Sat. 14	at Utah*	P12N	W	83-82
Thu. 19	Arizona State*	FS1	8 p.m.	
Sat. 21	(14) Arizona*	CBS	1 p.m.	
Wed. 25	at USC*	FS1	8 p.m.	

### February

Wed. 1	at Washington State	P12N	6 p.m.	
Sat. 4	at Washington	P12N	7:30 p.m.	
Thu. 9	(11) Oregon	ESPN	7 p.m.	
Sun. 12	Oregon State*	FS1	2 p.m.	
Sat. 18	USC*	P12N	7 p.m.	
Thu. 23	at Arizona State*	ESPN/2	7 p.m. (MT)	
Sat. 25	at (14) Arizona*	ESPN/2	TBD	

### March

Wed. 1	Washington*	FS1	8 p.m.	
Sat. 4	Washington State*	ESPNU	6:30 p.m.	
8-11	Pac-12 Tournament*	TBD	TBD	

\* Pac-12 Conference games ranking in parenthesis indicates this week's AP top 25 poll

- 1 Wooden Legacy (at Cal State Fullerton, Titan Gym)
- 2 Wooden Legacy (at Honda Center, Anaheim)
- 3 CBS Sports Classic (at T-Mobile Arena, Las Vegas)
- 4 Pac-12 Tournament (at T-Mobile Arena, Las Vegas)

## UCLA ON SOCIAL MEDIA

Men's Basketball Twitter:	@UCLAMBB
Men's Basketball Instagram:	@UCLAMBB
Men's Basketball Snapchat:	UCLAMBB
Men's Basketball Facebook:	/UCLAMensBasketball
UCLA Athletics Twitter:	@UCLAathletics
UCLA Athletics Instagram:	@UCLAathletics
UCLA Athletics Facebook:	/UCLAathletics

#GoBruins

## Arizona State (9-9, 2-3) at No. 3 UCLA (18-1, 5-1)

Thursday, Jan. 19, 2017 – 8 p.m. (PT)  
Los Angeles, Calif. (Pauley Pavilion)

### GAME INFORMATION

Venue:	Pauley Pavilion (13,800)
Tipoff Time:	8:01 p.m. (PT)
Television:	FOX Sports 1 (FS1)
TV Talent:	Gus Johnson (play-by-play), Steve Lavin (analyst)
Radio (UCLA Sports Network from IMG College):	AM 1150
Radio Talent:	Josh Lewin (play-by-play), Tracy Murray (analyst)
SIRIUS/XM Radio Channels:	Ch. 84/Ch. 84
SIRIUS App. Channel:	Ch. 84



vs.



9-9, 2-3

18-1, 5-1

All-Time Series: UCLA leads, 66-19  
UCLA has opened its season with 18 wins in 19 games for the first time since 2006-07.

### THURSDAY'S MATCHUP

UCLA hosts Arizona State in Pauley Pavilion on Thursday night (8 pm, PT). The Bruins have won five of their last six contests against Arizona State. In fact, since the start of the 2004-05 season, UCLA has won 18 of its last 23 games versus Arizona State. UCLA has won its last six home games against the Sun Devils (one home victory came at the Honda Center in Anaheim while Pauley Pavilion was being renovated in 2011-12).

**WHAT'S ON THE LINE:** A victory by UCLA against ASU can help the Bruins extend their home win streak to 11 games. In addition, UCLA is seeking its first 19-1 start since going 21-1 to begin its 1991-92 campaign.

### ROCKY MOUNTAIN SWEEP

Last week, the Bruins recorded their first Pac-12 "road sweep" since Jan. 2013, earning victories at Colorado on Thursday and Utah on Saturday. In six seasons that the Pac-12 has included Colorado and Utah, the Rocky Mountain road sweep has only been accomplished four times – by UCLA in 2013 and 2017 and by Arizona in 2014 and 2015. Against Utah on Saturday, UCLA overcame a nine-point deficit (51-42) with 16:13 to play in the second half. Aaron Holiday's game-winning three-pointer with 1:52 left in regulation put the Bruins ahead of the Utes, 81-80.

### PAC-12 PLAYER OF THE WEEK

Senior guard Bryce Alford secured Pac-12 Player of the Week honors for the second time in his career on Monday. Last week, Alford averaged 26.0 points in UCLA's two wins, having shot 57.1 percent from three-point range (12-of-21). Alford's career-high 37 points last Thursday helped the Bruins outlast Colorado, 104-89. He buried 9 of 14 attempts from three-point distance at the Coors Events Center, making 7 of those 10 shots in the second half.

**HE'S ON FIRE:** Bryce Alford was 9-for-11 from three-point range in UCLA's win over SMU in the 2015 NCAA Tournament. Not only did he tie his career high in the win at Colorado, but he also tied the school record for three-pointers in a game (Jason Kapono was 9-for-10 from long range at Washington State on Jan. 4, 2003).

**AWAY FROM PAULEY:** Bryce Alford's 37-point performance on Thursday marked the most points scored in a game for any UCLA player, away from Pauley Pavilion, since Jason Kapono had 44 points in UCLA's 98-83 win at Washington State on Jan. 4 2003 (the same game in which Kapono was 9-for-10 from 3-point range).

### BALANCING ACT

Through 19 games, the Bruins have six players who have averaged in double-figure scoring (Alford, Leaf, Ball, Hamilton, Holiday and Welsh). Bryce Alford (17.8 ppg), TJ Leaf (16.8), Lonzo Ball (14.6) and Isaac Hamilton (14.1) all rank among the top 20 in the Pac-12 in scoring (through Jan. 16). Six of UCLA's eight regular contributors have recorded more assists than turnovers. Four of those six student-athletes have recorded assist-turnover ratios of 1.3 or higher. Freshman guard Lonzo Ball leads all Pac-12 players with 8.0 assists per game and an assist-turnover ratio of 3.5.

### NO ORDINARY FRESHMEN

Freshmen TJ Leaf (16.8 ppg, 8.9 rpg, 2.7 apg) and Lonzo Ball (14.6 ppg, 5.5 rpg, 8.0 apg) rank among the top 10 in multiple categories in the Pac-12. Leaf, who was named Pac-12 player of the Week on Dec. 5 and Dec. 19, leads all Pac-12 players in field goal percentage (64.1%) and ranks fifth in scoring. Ball, named Pac-12 Player of the Week on Nov. 28, is the nation's only player averaging at least 10 points, four rebounds and seven assists per game. During last week's two-game road trip, Ball averaged 14.0 points, 8.0 assists, 4.0 rebounds and 4.0 steals per game.

**NATIONAL WATCH LISTS:** Lonzo Ball and TJ Leaf are two of 25 players on the midseason watch list for the John R. Wooden Award. Prior to the season, Ball was named to the 50-man watch list for the Naismith Trophy. Ball has also been listed as one of 20 players to the Bob Cousy Award preseason watch list (nation's top point guard).

### UCLA'S RECORD BOOK: MOST ASSISTS BY A FRESHMAN

Pooh Richardson	1985-86	179 assists	94 turnovers	6.17 apg	29 games
Baron Davis	1997-98	161 assists	99 turnovers	5.03 apg	32 games
Jordan Farmar	2004-05	153 assists	113 turnovers	5.28 apg	29 games
Lonzo Ball	2016-17	152 assists	43 turnovers	8.00 apg	19 games

### SPARK PLUG

Sophomore Aaron Holiday has established himself as the conference's premier "sixth man," having averaged 13.2 points, 3.1 rebounds and 4.5 assists in 19 games. He has scored in double figures in 14 of 19 games, totaling a career-high 20 points in consecutive wins over UC Santa Barbara (Dec. 14) and Ohio State (Dec. 17). No other player in the Pac-12 has averaged as many points as Holiday has, coming off the bench. He ranks fifth in the Pac-12 in three-point field goal percentage (45.8%, 33/72) and fifth in assists per game (4.5 apg).

**BIGTIME OFF THE BENCH:** Holiday is one of four players in the nation, without any starts, to have scored at least 250 points. He leads that group of players in overall field goal percentage (49.7%) and three-point field goal percentage (45.8%), according to sports-reference.com. Holiday's 85 assists are the most of any non-starter.

## MEDIA INFORMATION

UCLA Athletic Communications  
J.D. Morgan Center, Suite 128  
325 Westwood Plaza, Los Angeles, CA 90095

Men's Basketball Contact	Alex Timiraos
Office Phone	(310) 206-0524
Cell Phone	(310) 847-9231
Fax	(310) 825-8664
E-mail	atimiraos@athletics.ucla.edu
Website	www.uclabruins.com

### Media Availability

Steve Alford's weekly media availability typically takes place on the court in Pauley Pavilion at approximately 2:30 p.m. on Tuesdays (prior to practice). Players are available to the media after Coach Alford speaks. Members of the media are welcome to observe and record the first 15 minutes of practice those days. Media availability is not open to the public.

### Credentials

Admission to the press seating and media room is by credential only. All credential requests should be made through UCLA's credential website at least two days prior to the game. Website address and instructions can be obtained by emailing Alex Timiraos (atimiraos@athletics.ucla.edu). Members of the media covering UCLA should request credentials for road games through Timiraos (via email, or phone at 310-206-0524).

### Credential Pickup

Credentials are available during the week at the Athletic Communications Office. Credentials not claimed prior to game day will be available at Pauley Pavilion's "Will Call" window (Northwest corner of the arena). The media will call window and entrance opens two hours prior to tip-off.

### Media Seating

A press pass enables entrance at Pauley Pavilion's Northwest media gate (across from the intramural field). Press seating is located in the upper level (Section 215) of the arena's south side (opposite team benches). Pauley Pavilion's media workroom is located in the Southeast corner of the building on the event level, adjacent to the Southeast elevator.

### Postgame Procedure

Head coach Steve Alford and selected players will be available to the media in Pauley Pavilion's media room following a 10-minute cooling off period after each game. UCLA's locker room is closed to the media. To access the media room during or after the game, follow the stairwell down to the court and proceed to the southeast corner (elevator access available at the arena's southeast corner). The visiting team's head coach will be available following a 10-minute cooling off period outside the visiting locker room (northwest corner, event level).

## QUICK FACTS

### School Information

Founded	1919
Enrollment	43,239
Nickname	Bruins
Colors	Blue and Gold
Home Arena (capacity)	Pauley Pavilion (13,800)
Affiliation	NCAA Division I
Conference	Pac-12
Chancellor	Gene Block
Director of Athletics	Dan Guerrero
Athletic Dept. Phone	(310) 825-8699
Ticket Office Phone	(310) 825-2101

### Men's Basketball History

First Season	1919-20
All-Time Record	1838-823 (.690)
NCAA Tournament Appearances	47
NCAA Final Four Appearances	18
NCAA Championships	11
Regular-Season Conference Titles	31

### Team Information

2015-16 Record	15-17
2015-16 Pac-12 Record (finish)	6-12 (10th)
2015-16 Home/Road/Neutral	11-6/3-7/1-4
Lettermen Returning/Lost	10/3
Starters Returning/Lost	4/1
2015-16 Final Ranking	not ranked
2016-17 Newcomers	5
Head Coach	Steve Alford (4th year at UCLA)
Alford at UCLA	83-41 (4th season)
Alford Overall	546-276 (26th season)
Assistant Coaches	Duane Broussard (4th year at UCLA) Ed Schilling (4th year at UCLA) David Grace (4th year at UCLA)

## 2016-17 UCLA NUMERICAL ROSTER

No.	Name	Yr.	Pos.	Ht.	Wt.	Hometown (Previous School)
0	Alex Olesinski	So.	F	6-10	200	Roswell, N.M. (La Lumiere School [IN])
2	Lonzo Ball	Fr.	G	6-6	190	Chino Hills, Calif. (Chino Hills HS)
3	Aaron Holiday	So.	G	6-1	185	Chatsworth, Calif. (Campbell Hall HS)
4	Isaac Wulff	Fr.	G	6-3	175	Laguna Beach, Calif. (Laguna Beach HS)
5	Armani Dodson	Fr.	G	6-5	190	Fontana, Calif. (Kaiser HS)
10	Isaac Hamilton	Sr.	G	6-5	195	Los Angeles, Calif. (St. John Bosco HS)
13	Ike Anigbogu	Fr.	F/C	6-10	250	Corona, Calif. (Centennial HS)
14	György "G.G." Golomán	Jr.	F	6-11	215	Körmend, Hungary (The Sagemont School [FL])
15	Jerrold Smith	Sr.	G	6-0	165	Los Angeles, Calif. (St. Bernard's HS)
20	Bryce Alford	Sr.	G	6-3	185	Albuquerque, N.M. (La Cueva HS)
21	Alec Wulff	Jr.	G	6-3	185	Laguna Beach, Calif. (Laguna Beach HS)
22	TJ Leaf	Fr.	F	6-10	225	El Cajon, Calif. (Foothills Christian HS)
23	Prince Ali	So.	G	6-3	190	The Bronx, N.Y. (The Sagemont School [FL])
34	Ikenna Okwarabizie	Jr.	C	6-9	250	Lagos, Nigeria (Tyler Junior College [TX])
40	Thomas Welsh	Jr.	C	7-0	245	Redondo Beach, Calif. (Loyola HS)

## 2016-17 UCLA ALPHABETICAL ROSTER

No.	Name	Yr.	Pos.	Ht.	Wt.	Hometown (Previous School)
20	Bryce Alford	Sr.	G	6-3	185	Albuquerque, N.M. (La Cueva HS)
23	Prince Ali	So.	G	6-3	190	The Bronx, N.Y. (The Sagemont School [FL])
13	Ike Anigbogu	Fr.	F/C	6-10	250	Corona, Calif. (Centennial HS)
2	Lonzo Ball	Fr.	G	6-6	190	Chino Hills, Calif. (Chino Hills HS)
5	Armani Dodson	Fr.	G	6-5	190	Fontana, Calif. (Kaiser HS)
14	György "G.G." Golomán	Jr.	F	6-11	215	Körmend, Hungary (The Sagemont School [FL])
10	Isaac Hamilton	Sr.	G	6-5	195	Los Angeles, Calif. (St. John Bosco HS)
3	Aaron Holiday	So.	G	6-1	185	Chatsworth, Calif. (Campbell Hall HS)
22	TJ Leaf	Fr.	F	6-10	225	El Cajon, Calif. (Foothills Christian HS)
34	Ikenna Okwarabizie	Jr.	C	6-9	250	Lagos, Nigeria (Tyler Junior College [TX])
0	Alex Olesinski	So.	F	6-10	200	Roswell, N.M. (La Lumiere School [IN])
15	Jerrold Smith	Sr.	G	6-0	165	Los Angeles, Calif. (St. Bernard's HS)
40	Thomas Welsh	Jr.	C	7-0	245	Redondo Beach, Calif. (Loyola HS)
21	Alec Wulff	Jr.	G	6-3	185	Laguna Beach, Calif. (Laguna Beach HS)
4	Isaac Wulff	Fr.	G	6-3	175	Laguna Beach, Calif. (Laguna Beach HS)

## COACHING STAFF

Steve Alford	Head Coach (4th season)	Indiana '87
Duane Broussard	Assistant Coach (4th season)	Bradley '93
Ed Schilling	Assistant Coach (4th season)	Miami (Ohio) '88
David Grace	Assistant Coach (4th season)	Park '03

## SUPPORT STAFF

Tyus Edney	Director of Operations	UCLA '97
Doug Erickson	Director of Administration	San Jose State '90
Wes Long	Athletic Performance Coach	Texas '03
Briana Walker	Staff Associate	Florida State '09
Kory Barnett	Director of Player Development/Scouting	Indiana '12
Kory Alford	Video Coordinator	UCLA '15
Shane Besedick	Athletic Trainer	Long Beach State '08
Kenny Simpson	Equipment Manager	N.C. State '07
Veronica Rodriguez-Mora	Academic Advisor	NYU '02
Alex Timiraos	Athletic Communications Contact	Boston College '06

## PRONUNCIATION GUIDE

Alford (ALL-ferd)
Ali (ah-LEE)
Ike Anigbogu (EE-kay ah-nee-BOH-goo)
Broussard (bru-SARD)
G.G. Golomán (G.G. GOH-lo-mun)
Ikenna Okwarabizie (ee-KAY-nuh oak-war-uh-BEE-zee-eh)
Olesinski (oll-eh-SHIN-skee)
Jerrold Smith (JEH-rol-d Smith)
Wulff (WOLF)

**AP Poll**  
(Week 10 - Jan. 16, 2017)

RK	TEAM	RECORD	PTS
1	Villanova (28)	17-1	1,580
2	Kansas (32)	16-1	1,562
<b>3</b>	<b>UCLA (3)</b>	<b>18-1</b>	<b>1,472</b>
4	Gonzaga (2)	17-0	1,433
5	Kentucky	15-2	1,357
6	Baylor	16-1	1,315
7	Creighton	17-1	1,185
7	West Virginia	15-2	1,185
9	North Carolina	16-3	1,063
10	Florida State	16-2	964
11	Oregon	16-2	931
12	Louisville	15-3	900
13	Butler	15-3	823
14	Arizona	16-2	757
15	Notre Dame	16-2	748
16	Virginia	13-3	677
17	Wisconsin	14-3	644
18	Duke	14-4	614
19	Florida	14-3	405
20	Cincinnati	15-2	373
21	Purdue	14-4	309
22	Xavier	13-4	294
23	Saint Mary's	15-2	210
24	South Carolina	14-3	125
25	Maryland	16-2	121

Also receiving votes: TCU (29), USC (14), SMU (8), Nevada (7), Northwestern (7), UNC Wilmington (6), Iowa State (5), Akron (1), Kansas State (1)

**USA Today Coaches Poll**  
(Week 10 - Jan. 16, 2017)

RK	TEAM	RECORD	PTS
1	Kansas (23)	16-1	785
2	Villanova (4)	17-1	759
<b>3</b>	<b>UCLA (2)</b>	<b>18-1</b>	<b>725</b>
4	Gonzaga (3)	17-0	718
5	Kentucky	15-2	655
6	Baylor	16-1	641
7	Creighton	17-1	590
8	West Virginia	15-2	563
9	North Carolina	16-3	480
10	Oregon	16-2	467
11	Louisville	15-3	444
12	Florida State	16-2	393
13	Arizona	16-2	385
14	Butler	15-3	381
15	Notre Dame	16-2	372
16	Virginia	13-3	338
17	Wisconsin	14-3	322
18	Duke	14-4	301
19	Xavier	13-4	214
20	Cincinnati	15-2	206
21	Florida	14-3	187
22	Purdue	14-4	133
23	Saint Mary's	15-2	115
24	South Carolina	14-3	79
25	Maryland	16-2	30

Also receiving votes: Northwestern (20), USC (17), UNC Wilmington (17), California (16), Indiana (14), TCU (10), Miami (5), Middle Tennessee (4), New Mexico State (4), SMU (3), Nevada (2), Utah (2), Illinois State (1), Kansas State (1), Minnesota (1)

**UCLA'S ROTATION, AT A GLANCE**

- **Bryce Alford** ranks No. 14 on UCLA's all-time scoring list (1,702 career points). He scored a career-high 37 points, connecting on nine three-pointers, in UCLA's win at Colorado (Jan. 12). The senior guard has scored in double figures in 18 of 19 games and has registered at least 20 points in five of UCLA's last eight contests.
- **Isaac Hamilton** has averaged at least 10 points per game in each of his three seasons on the court with UCLA. Currently averaging 14.1 points, 3.9 rebounds and 2.9 assists per game, he has shot 45.0 percent this season and ranks third on the team with 40 three-pointers. He has scored in double figures in 44 of UCLA's last 51 games.
- **Lonzo Ball**, who has emerged as a national player of the year candidate, ranks second in the nation in assists per game (8.0). He has shot 53.0 percent overall the from the field and has averaged 14.6 points, 5.5 rebounds and 8.0 assists per game. His total of 152 assists is the fourth-highest single-season mark by any UCLA freshman.
- **TJ Leaf** has scored at least 20 points in six games. He ranks second on the team and fifth in the Pac-12 in scoring (16.8 ppg). The freshman has nine double-doubles, including four in Pac-12 action. Through games played Monday, Jan. 16, Leaf was one of three players in the Pac-12 to rank in the top 10 in scoring and rebounding.
- **Thomas Welsh** enters the week ranking No. 11 in the Pac-12 in overall field goal percentage (54.5). He has made all 24 of his free throw attempts, including a perfect 4-for-4 effort in the team's 83-82 win last Saturday at Utah. In addition, Welsh currently is tied for sixth place on the school's career blocks list (99).
- **Aaron Holiday** has averaged 13.2 points and 4.5 assists, appearing in all 19 games off the bench. His three-point percentage (45.8%, 33/72) ranks fifth in the Pac-12, through Monday, Jan. 16. Holiday also ranks fifth in the conference in assists per game (4.5) and 10th in assist-turnover ratio (1.8).
- **Ike Anigbogu**, a 6-foot-10 forward/center from Corona, Calif., has averaged 4.8 points, 3.6 rebounds and 1.5 blocks in 13.1 minutes per game off the bench. Anigbogu has twice scored a season-high nine points and has twice registered a season-high four blocks. He has shot 62.5 percent from the field midway through his freshman season.
- **G.G. Goloman** has registered 3.9 points and 3.1 rebounds per game, averaging 12.0 minutes off the bench for the Bruins. A 6-foot-10 forward from Körmend, Hungary, Goloman has totaled 16 blocks in 18 games (0.9 bpg). He has shot 60.9 percent from the field and scored a career-high 12 points in UCLA's win over CSUN on Nov. 13.

**TRIPLE-DOUBLE NOTES**

UCLA has four triple-doubles in its record book, including three since the assist became an official NCAA stat prior to the 1983-84 season. Most recently, Kyle Anderson had a triple-double as a sophomore in Nov. 2013.

PLAYER	DATE	OPPONENT	RESULT	PTS	RBS	AST	BLK
Kyle Anderson	11/22/2013	Morehead State	W, 81-70	13	12	11	3
Toby Bailey	12/18/1995	Stephen F. Austin	W, 109-88	23	10	10	1
Jelani McCoy	12/09/1995	Maryland	W, 73-63	15	10	0	11
Bill Walton	12/08/1973	SMU	W, 77-60	25	16	11	--

- Lonzo Ball was two rebounds shy of a triple-double in his UCLA debut, totaling 19 points, 11 assists and eight rebounds in the Bruins' 119-80 win against Pacific (Nov. 11)..
- Ball and TJ Leaf each finished just short of triple-doubles in UCLA's 102-62 win over UC Santa Barbara (Dec. 14) – Leaf had 25 points, 10 rebounds and eight assists, while Ball totaled 13 points, 10 rebounds and seven assists.
- Ball had eight points, nine rebounds and nine assists in the team's 86-73 victory over Ohio State in Las Vegas (Dec. 17) as part of the CBS Sports Classic, three days after his near-triple-double against UC Santa Barbara (Dec. 14)

**LOVELY COMPARISON**

Averaging nearly a double-double through UCLA's first 19 games, TJ Leaf's performance has been as impressive as that of Kevin Love, who was a freshman in 2007-08. Below is a glance at Love's stats in comparison to Leaf's.

**Through 19 Games, Kevin Love and TJ Leaf**

Player	Games	Min.	MPG	PTS	PPG	REBS	RPG	AST	TO	BLK	STL	FG/A	PCT	3p-FG/A	PCT
Kevin Love	19	548	28.8	329	17.3	204	10.7	36	39	13	10	105/177	.593	11/27	.407
TJ Leaf	19	582	30.6	319	16.8	170	8.9	52	28	22	15	132/206	.641	20/38	.513

**Kevin Love's Final Stats from 2007-08**

Player	Games	Min.	MPG	PTS	PPG	REBS	RPG	AST	TO	BLK	STL	FG/A	PCT	3p-FG/A	PCT
Kevin Love	39	1156	29.6	681	17.5	415	10.6	75	78	56	27	227/406	.559	29/82	.354

**HIGH MARKS ...**

Through games played on Jan. 15, UCLA led the nation in assists per game (22.1) and total assists (420). The Bruins ranked second in field goal percentage (53.2), three-point field goal percentage (43.3) and assist-turnover ratio (1.83). In addition, UCLA was third in scoring (92.9 ppg), fifth in scoring margin (17.6 ppg) and sixth in three-pointers made per game (10.8) and total blocks (113). UCLA's 102 points against Michigan (Dec. 10), 81 versus California (Jan. 5) and 104 at Colorado (Jan. 12) were the most scored by any team against those respective programs this season.

**SUN DEVILS AT A GLANCE**

In his second year as the Sun Devils' head coach, Bobby Hurley has led Arizona State to a 9-9 overall record this season (and a 2-3 mark in Pac-12 play). Senior guard Torian Graham enters this Thursday's game in Los Angeles as the Sun Devils' leading scorer (18.1 ppg). Junior guard Tra Holder (16.9 ppg), junior guard Shannon Evans II (15.3 ppg) and senior forward Obinna Oleka (13.6 ppg) round out ASU's list of players who have averaged in double figures. Oleka ranks third among all Pac-12 players in rebounding (10.3 rpg in all 18 games).

**HOME SWEET HOME**

UCLA's current 10-game win streak in Pauley Pavilion marks the team's longest home streak since securing 15 consecutive home wins in 2013-14, head coach Steve Alford's first season in Westwood. UCLA last had an undefeated home record in 2006-07, going 16-0 in Pauley Pavilion. The Bruins have compiled a 68-12 overall record in Pauley Pavilion since the arena reopened Nov. 9, 2012, after an 18-month renovation.

**PERSONNEL UPDATE**

Prince Ali and Alex Olesinski have decided to redshirt the 2016-17 season. Ali, a sophomore guard, had surgery to repair a torn meniscus (left knee) on July 15, 2016. Olesinski, a sophomore forward, has been sidelined with a stress reaction in his left foot since the week of Nov. 7-11, 2016. Both Ali and Olesinski resumed practicing with the team in early January. Neither student-athlete has played during the 2016-17 regular season.

## NOTES ON THE EARLY WIN STREAK

UCLA opened its season with 13 consecutive victories, all in non-conference play. The Bruins absorbed their first defeat (89-87) on a last-second three-point shot when they opened Pac-12 play at No. 21 Oregon on Dec. 28. UCLA had not won 13 consecutive games to open a season since 2006-07, when the Bruins won their first 14 straight contests.

**NOT THE FIRST TIME:** UCLA saw its season-opening 14-game win streak end in 2006-07 with a two-point loss at Oregon during the opening weekend of Pac-10 play (Jan. 6, 2007 – Oregon won, 68-66). In addition, the Bruins' 1994-95 team dropped its first (and only game) of the season at Oregon, ending a six-game win streak (Jan. 5, 1995 – Oregon won, 82-72). That season's UCLA team won the NCAA Championship.

**BEST SINCE:** The Bruins' season-opening 13-game win streak marked the program's longest win streak at any point during the season since Feb. and March 2008, when UCLA won 14 consecutive games before losing to Memphis, 78-63, in the Final Four. In fact, the Bruins had not won 10 consecutive games or more since midway through the 2012-13 season (that 10-game streak ran from Dec. 8-Jan. 17).

**RECORD KEEPING:** UCLA has opened a season with at least 13 straight wins 12 times. Nine of those campaigns ended with UCLA winning the national title, and the Bruins finished with undefeated records in four of those years (1946-4, 1967, 1972 and 1973). Since John Wooden retired at the conclusion of the 1974-75 season, UCLA has posted win streaks of 10 games or longer 14 times (including this year's streak).

**13 OR BETTER?** The Bruins have opened with a record of 13-0 or better four times since John Wooden retired after the 1974-75 season. UCLA began the year 13-0 this season and went 14-0 to open its 2006-07 campaign. UCLA raced to a 14-0 start in 1993-94 and opened 6-0 to start in 1994-95. UCLA's 1995 and 2007 teams each advanced to the Final Four, while the 1994 team was upset in the tournament's first round.

## SHARING THE BALL

UCLA has recorded a season-high 29 assists in three games this year (vs. Pacific on Nov. 11, vs. Portland on Nov. 24 and vs. UC Riverside on Nov. 30). Previously, UCLA had not had as many as 29 assists since Dec. 31, 2006 (vs. Washington). UCLA last reached the 30-assist total in a game on Feb. 23, 1995, recording 32 assists at California (UCLA won, 104-88). The Bruins also had 32 assists on Nov. 27, 1993 (against Loyola Marymount) and on Feb. 23, 1989 (versus Washington). UCLA totaled 38 assists on Dec. 2, 1990 in the team's 149-98 win over Loyola Marymount.

## THREE-POINT THREAT

Bryce Alford ranks first in school history in single-season 3-pointers made and is second in career three-pointers. He made a school-record 93 treys in 2014-15 (sophomore) and has now made 278 three-pointers, second-most at UCLA behind Jason Kapono (317, played from 2000-03). Alford made 73 three-pointers last season to become UCLA's first player since Arron Affalo (in 2005-06, 2006-07) to have made at least 70 three-pointers in consecutive seasons.

### UCLA: Single-Season Three-Point Field Goals Made

Total	Name	Season	Class	Percentage	3p-FG/FGA
93	Bryce Alford	2014-15	SO	.391	93/238
87	Arron Affalo	2006-07	JR	.375	87/232
87	Jason Kapono	2001-02	JR	.453	87/192

**THAT'S A LONG STREAK:** The Bruins have made at least one 3-point attempt in each of their previous 572 games. The last game UCLA played in which it didn't make a 3-pointer was against Stanford on Feb. 3, 2000.

## POINTS AND ASSISTS

Bryce Alford has become the fifth player in school history, on record, to have scored at least 1,400 career points and registered 400 or more assists. Alford has become the first UCLA player to equal or eclipse those two career totals since Darren Collison, who amassed 1,634 points and 577 assists over four seasons (2006-09).

Player	Seasons	Points	Assists	Games	PPG	APG	FG/FGA	FG Pct.
Toby Bailey	1995-1998	1846	458	129	14.3	3.6	679/1479	.459
Darren Collison	2006-2009	1634	577	142	11.5	4.1	563/1185	.475
Tyus Edney	1992-1995	1515	652	125	12.1	5.2	484/1007	.481
Pooh Richardson	1986-1989	1461	833	122	12.0	6.8	600/1170	.513
Bryce Alford	2014-present	1702	489	124	13.7	3.9	516/1266	.408

\*assists were first officially recorded at UCLA in 1973-74

## PRESEASON PROJECTIONS

UCLA was selected third in the preseason Pac-12 media poll, announced at Pac-12 media day in San Francisco (Oct. 21). Oregon was picked to finish first in this season's preseason poll, collecting 23 of 27 first-place votes. Arizona was selected second and UCLA was third.

**PREDICTIONS:** Members of the media have correctly picked the regular-season winner of the conference 14 times in 24 tries, while the winner has been accurately chosen in 16 of the 27 all-time preseason votes. This marked the first time in the history of the 28-year preseason poll in which Oregon was selected to finish first.

**LAST TIME:** UCLA last won the Pac-12's regular-season crown in 2012-13. The Bruins finished second in 2013-14, the most recent season in which UCLA captured the Pac-12 Tournament title (in Las Vegas, Nev.).

## SINGLE-GAME ASSISTS

Earl Watson owns the school's single-game assist record – 16 against Maryland on March 18, 2000 (UCLA won that game, 105-70). Next on the list are Darrick Martin (vs. Pittsburgh, Feb. 2, 1991) and Darren Collison (vs. Arizona, Feb. 17, 2007), who each had 15 assists. The most assists in one game by any UCLA freshman is 13, set by Lonzo Ball in the Bruins' 98-56 win over UC Riverside (Nov. 30). Previously, Pooh Richardson had 12 assists as a freshman (Jan. 11, 1986). The assist became an official NCAA statistic during the 1983-84 season. UCLA has consistently tracked the stat since the 1971-72 season.

## UCLA'S SINGLE-GAME RECORD

Player	Assists	Date
Earl Watson	16	03/18/00
Darren Collison	15	02/17/07
Darrick Martin	15	02/02/91
Pooh Richardson	14	03/17/89
Pooh Richardson	14	12/13/86
Pooh Richardson	14	12/06/86
Roy Hamilton	14	03/05/78
Andre McCarter	14	03/31/75
14 times ^	13	----

^ Lonzo Ball had 13 vs. UC Riverside (11/30/16)

## BRUINS IN THE CLASSROOM

Student-Athlete	Year	Major
Bryce Alford	SR	political science
Prince Ali	SO	undeclared
Ike Anigbogu	FR	undeclared
Lonzo Ball	FR	undeclared
Armani Dodson	FR	undeclared
Gyorgy "G.G." Goloman	JR	psychology
Isaac Hamilton	SR	history
Aaron Holiday	SO	undeclared
TJ Leaf	FR	undeclared
Ikenna Okwarabizie	JR	sociology
Alex Olesinski	SO	undeclared
Jerrold Smith	SR	political science
Thomas Welsh	JR	economics
Alec Wulff	JR	political science
Isaac Wulff	FR	undeclared

## QUICK HITTERS

UCLA's three seniors – Bryce Alford, Isaac Hamilton and Jerrold Smith – are all on track to graduate in 2017. More recently, UCLA had four seniors earn their undergraduate degrees after the 2014-15 season (Kory Alford, David Brown, Nick Kazemi and Norman Powell) and three student-athletes after the 2012-13 season (Larry Drew II, David Wear and Travis Wear).

\*\*\*

UCLA has scored 100 points in back-to-back games two times this season. In all, the Bruins have reached the 100-point threshold in six games. Prior to this season, UCLA had not scored or more points in consecutive games since Nov. 24 and Steve Alford's, within the first six games of head coach Steve Alford's first season at UCLA. Before the back-to-back 100-plus point games in 2013, the Bruins had not accomplished that feat since Nov. 27 and Dec. 4, 1993. UCLA has not scored 100+ points in three straight games since opening the 1971-72 season with seven consecutive wins with 100 or more points (Dec. 3-29, 1971).

\*\*\*

The Bruins scored a season-low 74 points in the championship game of the Wooden Legacy tournament in Fullerton and Anaheim. The Bruins won that contest, 74-67, over Texas A&M to improve to 7-0. This marks the first season since 1994-95 in which UCLA has scored at least 70 points in each of its first 19 games. The Bruins' 1994-95 team scored at least 71 points in all 33 games. This marks the first season in school history in which UCLA has scored at least 74 points in each of its first 19 games.

\*\*\*

UCLA set the school single-game record for most made three-pointers in one game when the Bruins went 19-for-31 from beyond the arc at Colorado on Jan. 12, defeating the Buffaloes, 104-89. That broke a record that was set in the team's opening game this season (119-80 win over Pacific), when UCLA hit 18 three-pointers. The game at Colorado (19 three-pointers) also marked a new school record for most made threes in a road game (previous high was 17, at Arizona on Jan. 17, 2002). The contest versus Pacific (18 three-pointers) set a Pauley Pavilion single-game record.

\*\*\*

Led by junior Thomas Welsh and freshmen TJ Leaf and Ike Anigbogu, the Bruins have averaged 5.9 blocks per game, totaling 113 through 19 games. Welsh has averaged a team-best 1.9 blocks per game (28 blocks, 15 contests). Leaf has registered 1.2 blocks per game and Anigbogu has averaged 1.5 blocks in 13.1 minutes per game off the bench. UCLA set a school record with 199 blocked shots during the 2010-11 season. This year's team can crack the program's "top 10" blocks list with just 22 more blocked shots (UCLA's 2009-10 team ranks No. 10 with 135 blocks).

### UCLA's ALL-TIME SCORING LEADERS

No.	Player	Points	PPG
1.	Don MacLean (1989-92)	2608	20.5
2.	Kareem Abdul-Jabbar (1967-69)	2325	26.4
3.	Jason Kapono (2000-03)	2095	16.5
-	Reggie Miller (1984-87)	2095	17.2
5.	Toby Bailey (1995-98)	1846	14.3
6.	Ed O'Bannon (1992-95)	1815	15.1
7.	J.R. Henderson (1995-98)	1801	14.2
8.	Trevor Wilson (1987-90)	1798	14.3
9.	Tracy Murray (1990-92)	1792	18.3
10.	Charles O'Bannon (1994-97)	1784	13.3
11.	Bill Walton (1972-74)	1767	20.3
12.	Josh Shipp (2005-09)	1730	12.4
13.	David Greenwood (1976-79)	1721	14.8
<b>14.</b>	<b>Bryce Alford (2014-present)</b>	<b>1702</b>	<b>13.7</b>
15.	Gail Goodrich (1963-65)	1691	18.9
16.	Marques Johnson (1974-77)	1659	14.4
17.	Kenny Fields (1981-84)	1638	14.9
18.	Darren Collison (2006-09)	1634	11.7
19.	Shon Tarver (1991-94)	1575	12.8
20.	Arron Afflalo (2005-07)	1540	14.7
21.	Tyus Edney (1992-95)	1515	12.1
22.	Pooh Richardson (1986-89)	1461	12.0
23.	Dijon Thompson (2002-05)	1458	12.5
24.	Earl Watson (1998-01)	1449	11.2
25.	Sidney Wicks (1969-71)	1423	15.8
26.	Walt Hazzard (1962-64)	1401	16.1
27.	Curtis Rowe (1969-71)	1383	15.4
28.	Kiki Vandeweghe (1977-80)	1380	12.2
29.	Norman Powell (2012-15)	1376	9.8
30.	Rod Foster (1980-83)	1365	12.1
31.	Roy Hamilton (1976-79)	1355	12.5
32.	Keith Wilkes (1972-74)	1349	15.0
33.	Kris Johnson (1995-98)	1294	11.6
34.	Henry Bibby (1970-72)	1293	14.4
35.	Dan Gadzuric (1999-02)	1287	10.5
36.	Richard Washington (1974-76)	1245	14.3
37.	Willie Naulls (1954-56)	1225	15.5
38.	Mike Sanders (1979-82)	1210	11.1
39.	John Moore (1952-55)	1202	11.1
40.	Darrick Martin (1989-92)	1195	9.3
<b>41.</b>	<b>Isaac Hamilton (2015-present)</b>	<b>1186</b>	<b>13.6</b>
42.	Walt Torrence (1957-59)	1181	15.3
43.	Mike Warren (1966-68)	1176	13.7
44.	Darren Daye (1980-83)	1149	10.1
45.	John Green (1960-62)	1148	14.2

### UCLA's CAREER 3-POINT FIELD GOALS MADE

No.	Player	Years	3FGM
1.	Jason Kapono	2000-03	317
<b>2.</b>	<b>Bryce Alford</b>	<b>2014-present</b>	<b>278</b>
3.	Arron Afflalo	2005-07	209
	Michael Roll	2006-10	209
5.	Josh Shipp	2005-09	198
6.	Tracy Murray	1990-92	197
7.	Toby Bailey	1995-98	171
8.	Darren Collison	2006-09	164
<b>9.</b>	<b>Isaac Hamilton</b>	<b>2015-present</b>	<b>159</b>
10.	Billy Knight	1998-02	137

### UCLA's CAREER ASSISTS

No.	Player	Years	3FGM
1.	Pooh Richardson	1986-89	833
2.	Tyus Edney	1992-95	652
3.	Darrick Martin	1989-92	636
4.	Earl Watson	1998-01	607
5.	Darren Collison	2006-09	577
6.	Ralph Jackson	1981-84	523
7.	Roy Hamilton	1976-79	512
<b>8.</b>	<b>Bryce Alford</b>	<b>2014-present</b>	<b>489</b>
9.	Toby Bailey	1995-98	458
10.	Cameron Dollar	1994-97	451

### UCLA's CAREER FREE THROW PERCENTAGE

No.	Player	Years	FT-FTA	PCT
1.	Rod Foster	1980-83	309-351	.880
2.	Don MacLean	1989-92	711-827	.860
3.	Darren Collison	2006-09	349-410	.851
4.	Jordan Adams	2013-14	287-342	.839
5.	Reggie Miller	1984-87	488-584	.836
6.	Jason Kapono	2000-03	380-458	.830
<b>7.</b>	<b>Bryce Alford</b>	<b>2014-present</b>	<b>392-475</b>	<b>.825</b>
8.	Gary Cunningham	1960-62	201-244	.824
9.	Henry Bibby	1970-72	275-334	.823
10.	Nikola Dragovic	2007-10	128-156	.821

\* minimum 150 attempts

### UCLA's CAREER FREE THROWS MADE

No.	Player	Years	FTM
1.	Don MacLean	1989-92	711
2.	Reggie Miller	1984-87	488
3.	Tyus Edney	1992-95	450
4.	Lew Alcindor	1967-69	439
5.	J.R. Henderson	1995-98	435
6.	Gail Goodrich	1963-65	416
7.	John Green	1960-62	404
<b>8.</b>	<b>Bryce Alford</b>	<b>2014-present</b>	<b>392</b>
9.	Walt Hazzard	1962-64	385
10.	Trevor Wilson	1987-90	384

### AGAINST TOP-RANKED FOES

Since the start of the 2015-16 campaign, UCLA has registered three wins over top-10 ranked teams. UCLA won at No. 1 Kentucky on Dec. 3 this season. In 2015-16, UCLA defeated No. 1 Kentucky and No. 7 Arizona.

#### The last time that UCLA ...

Faced a top-10 team:	at No. 1 Kentucky	W, 97-92	Dec. 3, 2016
Faced a top-10 team at home:	vs. No. 9 Oregon	L, 76-68	March 2, 2016
Faced a top-10 team in a true road game:	at No. 1 Kentucky	W, 97-92	Dec. 3, 2016
Defeated a top-10 team:	vs. No. 7 Arizona	W, 87-84	Jan. 7, 2016
Defeated a top-10 team in a true road game:	at No. 1 Kentucky	W, 97-92	Dec. 3, 2016
Faced a top-10 non-conference team:	at No. 1 Kentucky	W, 97-92	Dec. 3, 2016
Faced a top-10 non-conference team at home:	vs. No. 1 Kentucky	W, 87-77	Dec. 3, 2015
Defeated a top-10 non-conference team:	at No. 1 Kentucky	W, 97-92	Dec. 3, 2016
Defeated a top-10 non-conference team at home:	vs. No. 1 Kentucky	W, 87-77	Dec. 3, 2015
Defeated a top-10 non-conference team (road/neutral):	at No. 1 Kentucky	W, 97-92	Dec. 3, 2016

### AGAINST NUMBER ONE

UCLA has faced the nation's No. 1-ranked team five times since the start of the 2013-14 season. The Bruins defeated No. 1 Kentucky on Dec. 3, 2016, in their first-ever trip to Rupp Arena. Last season, UCLA downed No. 1 Kentucky, 87-77, in Pauley Pavilion on Dec. 3, 2015. Other recent games against No. 1 teams include versus Kentucky in Chicago (Dec. 20, 2014), at home against Arizona (Jan. 9, 2014) and in the NCAA Tournament's Sweet 16 against Florida (March 27, 2014). UCLA has gone 12-22 all-time against the Associated Press' No. 1-ranked team.

The Last Time ...	Date	Result	Score	Opponent	Venue
Played No. 1 team	12/03/2016	W	97-92	Kentucky	Rupp Arena
Defeated No. 1 team	12/03/2016	W	97-92	Kentucky	Rupp Arena
Defeated No. 1 team at home	12/03/2015	W	87-77	Kentucky	Pauley Pavilion
Defeated No. 1 team on road	12/03/2016	W	97-92	Kentucky	Rupp Arena

• This season's win over No. 1 Kentucky (Dec. 3) vaulted the Bruins to No. 2 in the rankings, UCLA's highest spot since Nov. 26, 2007 – when UCLA was tabbed No. 2 in the AP poll and No. 1 in the USA Today Coaches poll. This year's win marked the second consecutive year UCLA defeated Kentucky as the nation's No. 1-ranked team. UCLA downed UK in Pauley Pavilion, 87-77, on Dec. 3, 2015, one year to the day of this season's victory in Rupp Arena.

• Before registering back-to-back wins over No. 1 Kentucky in Dec. 2015 and Dec. 2016, UCLA had not downed the nation's top-ranked team in five previous tries. UCLA had last defeated the No. 1 team on March 13, 2003, upending Arizona, 96-89, in overtime in a first-round Pac-10 Tournament game. The Bruins were unable to get wins against top-ranked Stanford (Feb. 2004), Kansas (Dec. 2009), Arizona (Jan. 2014), Florida (March 2014) and Kentucky (Dec. 2014).

• UCLA's win at Kentucky on Dec. 3, 2016, marked the program's first victory in a true road game against the nation's top-ranked team since Feb. 3, 2001, when the Bruins defeated Stanford, 79-73, in Maples Pavilion. Since the start of the 1999-2000 season, UCLA has gone 6-8 against the nation's No. 1-ranked team.

• In four seasons under Coach Alford, UCLA has played the nation's No. 1 team five times (AP poll). The Bruins have played Kentucky the last three years, with the Wildcats having been ranked No. 1 in both major polls each time. This season's game marked UCLA's first win on the road at the No. 1-ranked team since Feb. 3, 2001 (UCLA def. Stanford, 79-73). UCLA had not played a road game at the No. 1 team since Feb. 13, 2003 (lost at No. 1 Arizona, 106-70).

• UCLA's victory snapped the Wildcats' 42-game win streak in Rupp Arena. Kentucky had not lost at home since a 71-67 overtime setback to Arkansas on Feb. 27, 2014. In addition, the Bruins' 97 points were the most surrendered by any Kentucky team under eighth-year head coach John Calipari (his first season at UK was 2009-10).

• The Bruins have faced Kentucky in three consecutive seasons, with the Wildcats having been ranked No. 1 in each of those meetings (12/20/2014, 12/3/2015, 12/3/2016). UCLA's 97-92 win over Kentucky earlier this season marked the most point that any Kentucky team has surrendered under eighth-year head coach John Calipari.

• UCLA's win over Kentucky last season (Dec. 3, 2015), marked the program's first victory over a top-10 team (AP poll) since March 15, 2014, when the Bruins edged No. 4 Arizona, 75-71, in the Pac-12 Tournament title game. UCLA landed its first home win over the nation's No. 1 team since Jan. 12, 2002 (vs. No. 1 Kansas, 87-77).

### UCLA's CAREER BLOCKS

No.	Player	Years	Blocks
1.	Jelani McCoy	1996-98	188
2.	Dan Gadzuric	1999-02	184
3.	Charles O'Bannon	1994-97	118
4.	Lorenzo Mata-Real	2005-08	117
5.	Ryan Hollins	2003-06	101
<b>6.</b>	<b>Thomas Welsh</b>	<b>2015-present</b>	<b>99</b>
-	Tyler Honeycutt	2010-11	99
8.	Rodney Zimmerman	1991-94	97
9.	Ed O'Bannon	1992-95	95
10.	Tony Parker	2013-16	94

### PAC-12, CAREER 3-POINT FIELD GOALS MADE

No.	Player	School	Years	3FGM
1.	Tajuan Porter	ORE	2007-10	345
2.	Salim Stoudamire	ARIZ	2002-05	342
3.	Stevin Smith	ASU	1991-94	323
4.	Jason Gardner	ARIZ	2000-03	318
5.	Jason Kapono	UCLA	2000-03	317
6.	Chasson Randle	STAN	2012-15	304
7.	C.J. Wilcox	WASH	2011-14	301
8.	Orlando Williams	ORE	1992-95	282
9.	Rihards Kukšiks	ASU	2008-11	280
<b>10.</b>	<b>Bryce Alford</b>	<b>UCLA</b>	<b>2014-17</b>	<b>278</b>

### CAREER DOUBLE-FIGURE SCORING (at UCLA)

No.	Player	Years	Games
1.	Don MacLean	1989-92 (68 straight)	123
2.	Jason Kapono	2000-03	107
3.	Charles O'Bannon	1994-97	102
4.	Darren Collison	2006-09	97
5.	J.R. Henderson	1995-98	95
6.	Toby Bailey	1995-98	94
7.	Kenny Fields	1981-84	92
8.	Josh Shipp	2005-09	90
	Ed O'Bannon	1992-95	90
	Trevor Wilson	1987-90	90
11.	Reggie Miller	1984-87	89
	David Greenwood	1976-79	89
13.	Lew Alcindor	1967-69 (69 straight)	87
	Tracy Murray	1990-92	87
	Tyus Edney	1992-95	87
<b>16.</b>	<b>Bryce Alford</b>	<b>2014-present</b>	<b>86</b>
	Arron Afflalo	2005-07	86
18.	Shon Tarver	1991-94	83
	Marques Johnson	1974-77	83
	Keith Wilkes	1972-74	83



## BRUINS IN THE NBA (JANUARY 2017)

Player	NBA Team	NBA Season	Years in NBA	Years at UCLA
Arron Afflalo	Sacramento Kings	10th season	2008-2016	2005-2007
Kyle Anderson	San Antonio Spurs	3rd season	2015-2016	2013-2014
Trevor Ariza	Houston Rockets	13th season	2005-2016	2004
Matt Barnes	Sacramento Kings	13th season	2004-2016	1999-2002
Darren Collison	Sacramento Kings	7th season	2010-2016	2006-2009
Jrue Holiday	New Orleans Pelicans	8th season	2010-2016	2009
Zach LaVine	Minnesota Timberwolves	3rd season	2015-2016	2014
Kevon Looney	Golden State Warriors	2nd season	2016-present	2015
Kevin Love	Cleveland Cavaliers	9th season	2009-2016	2008
Luc Richard Mbah a Moute	Los Angeles Clippers	9th season	2009-2016	2006-2008
Shabazz Muhammad	Minnesota Timberwolves	4th season	2014-2016	2013
Norman Powell	Toronto Raptors	2nd season	2016-present	2012-2015
Russell Westbrook	Oklahoma City Thunder	9th season	2009-2016	2007-2008

• Since 1948, UCLA has produced the second-most NBA draft selections (114) ... Kentucky tops that list with 121 draft picks. Trailing Kentucky and UCLA on the all-time list are North Carolina (110) and Duke (86) ... with 13 former players on NBA rosters, UCLA leads all Pac-12 programs in that category and ranks fifth, nationally ... last season, 16 Bruins competed in the NBA, including five players from UCLA's 2013-14 squad.

• Former UCLA standout Russell Westbrook earned MVP honors at the 2016 NBA All-Star Game (Feb. 14) for the second straight season ... Westbrook was selected to compete in his fifth career All-Star Game, making his first-ever start ... Westbrook concluded the regular season having averaged 23.5 points, 7.8 rebounds and 10.4 assists per game.

• Former UCLA guards stole the show at both NBA All-Star Weekends in 2015 (New York) and 2016 (Toronto) ... during each All-Star Weekend, Zach LaVine won the annual Slam Dunk Contest one night before Westbrook captured NBA All-Star Game Most Valuable Player (MVP) accolades.

• Seven UCLA players under head coach Steve Alford have advanced to the NBA. Four of those Bruins were first-round NBA draft picks (Zach LaVine, Jordan Adams, Kyle Anderson and Kevon Looney). In addition, Norman Powell was a second-round pick in 2015, while Travis Wear and David Wear joined NBA teams as undrafted free agents.

## UCLA AND THE NBA

Matt Barnes entered the 2016-17 NBA season as the most veteran former UCLA player in the league (now in his 14th season). A second-round pick (No. 46 overall) by the Memphis Grizzlies in 2002, Barnes didn't make his NBA debut until Jan. 19, 2004, for the Los Angeles Clippers. He entered this season having played in 855 career NBA contests. UCLA's second-most veteran current NBA player is Trevor Ariza, who spent the 2003-04 campaign in Westwood as a freshman. Ariza enters 13th season in the league, his third consecutive year with the Houston Rockets.

## MO OSTIN BASKETBALL CENTER

Construction has begun on the men's and women's basketball programs' new on-campus training and performance facility, known going forward as the Mo Ostin Basketball Center. Named after legendary music industry executive and philanthropist Morris "Mo" Ostin, who generously committed \$10 million to the project, the comprehensive, state-of-the-art facility will be located near Pauley Pavilion at the south end of the Los Angeles Tennis Center.

The Bruins' new training and performance center is expected to be completed in the fall of 2017. Designed by award-winning architectural design firm Kevin Daly Architects in partnership with globally acclaimed high-performance design firm AECOM, the Mo Ostin Basketball Center will include locker rooms, athletic training areas, a strength and conditioning facility, coaches' offices, team meeting rooms, equipment rooms and video rooms among its various amenities. In addition, the facility will incorporate several elements paying homage to the rich history of UCLA Basketball.

The project and its corresponding campaign to raise private funds is part of a \$4.2 billion campus-wide UCLA Centennial Campaign (announced on May 15, 2014). The UCLA Athletic Department aims to surpass its \$260 million goal by 2019. The Mo Ostin Basketball Center directly addresses the Department's primary Centennial Campaign objective: to create a financially sustainable future to build upon UCLA's standing as the premier intercollegiate athletics program in the nation.

## UCLA'S GAME-BY-GAME TEAM STATS

Opponent	Date	Score	W/L	FG-FGA	PCT	3FG-FGA	PCT	FT-FTA	PCT	OR	DR	REB
Pacific	11/11/16	119-80	W	42-69	.609	18-30	.600	17-24	.708	11	32	43
CSUN	11/13/16	102-87	W	33-67	.493	5-16	.313	31-39	.795	14	30	44
San Diego	11/17/16	88-68	W	32-61	.525	5-22	.227	19-22	.864	7	36	43
Long Beach State	11/20/16	114-77	W	46-71	.648	12-20	.600	10-11	.909	5	27	32
vs. Portland	11/24/16	99-77	W	36-66	.545	14-29	.483	13-18	.722	5	35	40
vs. Nebraska	11/25/16	82-71	W	32-62	.516	9-23	.391	9-12	.750	7	35	42
vs. Texas A&M	11/27/16	74-67	W	28-59	.475	12-26	.462	6-13	.462	11	31	42
UC Riverside	11/30/16	98-56	W	37-62	.597	13-27	.481	11-16	.688	7	39	46
at Kentucky	12/03/16	97-92	W	35-66	.530	10-23	.435	17-21	.810	11	30	41
Michigan	12/10/16	102-84	W	39-58	.672	15-24	.625	9-18	.500	9	21	30
UC Santa Barbara	12/14/16	102-62	W	39-71	.549	11-34	.324	13-16	.813	8	38	46
vs. Ohio State	12/17/16	86-73	W	31-64	.484	10-31	.323	14-19	.737	12	29	41
Western Michigan	12/21/16	82-68	W	33-66	.500	6-22	.273	10-16	.625	13	26	39
at Oregon	12/28/16	87-99	L	34-64	.531	11-25	.440	8-12	.667	11	24	35
at Oregon State	12/30/16	76-63	W	26-59	.441	9-25	.360	15-23	.652	13	23	36
California	01/05/17	81-71	W	27-62	.435	7-19	.368	20-23	.870	7	30	37
Stanford	01/08/17	89-75	W	31-62	.500	11-20	.550	16-25	.640	12	31	43
at Colorado	01/12/17	104-89	W	35-62	.565	19-31	.613	15-16	.938	5	23	28
at Utah	01/14/17	83-82	W	33-68	.485	9-29	.310	8-13	.615	10	24	34



Josh Lewin and Tracy Murray

## UCLA BASKETBALL ON THE AIR

For the ninth straight season, UCLA men's basketball games will be produced by the UCLA Sports Network from IMG, with AM 570 Fox Sports LA in Los Angeles serving as the flagship station for the network. This is the 20th year of UCLA's partnership with AM 570 Fox Sports LA owner Clear Channel. Other stations on the UCLA Sports Network from IMG include KXEX (1550 AM) in Fresno and KSLK (96.1 FM) in Visalia.

In 2016-17, all 31 regular-season basketball games will be televised live. The Bruins will have at least 10 games broadcast by the ESPN family of networks. Six games will be televised by FOX Sports, and 12 will be carried by Pac-12 Networks. CBS will televise UCLA's game against Ohio State on Dec. 17 in Las Vegas and the Bruins' home game against Arizona on Jan. 21.

UCLA hired Josh Lewin as the program's new play-by-play voice in June 2016. He took over for Bill Roth, who was named to the position in April 2015. In addition to calling UCLA men's basketball and football games, Lewin is currently in his 12th season as the voice of the San Diego Chargers and recently completed his fifth season handling play-by-play duties for the New York Mets.

Lewin brings to Westwood over two decades of experience calling NFL, MLB, NHL and NCAA football and basketball contests. From 2002-2010, he was the television play-by-play broadcaster for the Texas Rangers and was a part of Fox's Saturday national baseball coverage including serving as the "dugout reporter" for the American League Championship Series and National League Championship Series.

Joining Lewin at his broadcast position will be Tracy Murray, who will begin his eighth season as an analyst. Murray, who played at UCLA from 1990-92 before enjoying a 12-year NBA career, spent the 2015-16 season as a shooting coach for the Los Angeles Lakers. He served as a radio analyst with UCLA from the 2007-08 season through the Bruins' 2014-15 campaign, working alongside Chris Roberts.

One of the most decorated players in UCLA basketball history, Murray currently ranks ninth on the program's all-time scoring list, having recorded 1,792 points in 98 career games. A three-year standout for the Bruins, Murray averaged 18.3 points and 6.4 rebounds per game while helping lead UCLA to three straight appearances in the NCAA Tournament – including a Sweet 16 trip in 1990 and an Elite Eight trip in 1992.

Murray, who starred at Glendora High School (Glendora, Calif.), was selected in the first round of the 1992 NBA Draft by the San Antonio Spurs following his junior season with the Bruins (1991-92).

Fans around the nation can also follow select UCLA games on SIRIUS and XM Satellite Radio. Broadcasts can be heard online by visiting [www.uclabruins.com](http://www.uclabruins.com).

## LISTEN WITH "TUNE IN"

UCLA men's basketball games can be heard at AM 570 or via the TuneIn Radio app, available free of charge by visiting [www.tunein.com](http://www.tunein.com).

The TuneIn Radio app allows fans to listen to the world's sports, news, talk and music online and through mobile devices.

## UCLA vs. RANKED TEAMS (AP poll)

Games spanning 12 seasons		Score	Opp Rank	UCLA Rank
Date	Team			
12/28/16	Oregon	L 87-89	21	2
12/03/16	Kentucky	W 97-92	1	11
03/02/16	Oregon	L 68-76	9	---
02/12/16	Arizona	L 75-81	17	---
01/07/16	Arizona	W 87-84	7	---
12/19/15	North Carolina	L 76-89	11	22
12/12/15	Gonzaga	W 71-66	20	---
12/03/15	Kentucky	W 87-77	1	---
11/24/15	Kansas	L 73-92	5	---
03/27/15	Gonzaga	L 62-74	7	---
03/19/15	SMU	W 60-59	20	---
03/13/15	Arizona	L 64-70	5	---
02/21/15	Arizona	L 47-57	7	---
01/29/15	Utah	W 69-59	11	---
01/04/15	Utah	L 39-71	10	---
12/20/14	Kentucky	L 44-83	1	---
12/13/14	Gonzaga	L 74-87	9	---
11/27/14	North Carolina	L 56-78	5	22
03/27/14	Florida	L 68-79	1	20
03/15/14	Arizona	W 75-71	4	---
01/16/14	Colorado	W 69-56	21	25
01/09/14	Arizona	L 75-79	1	---
12/19/13	Duke	L 63-80	8	---
03/15/13	Arizona	W 66-64	18	24
03/02/13	Arizona	W 74-69	11	---
01/24/13	Arizona	W 84-73	6	---
01/19/13	Oregon	L 67-76	21	24
12/28/12	Missouri	W 97-94 (OT)	7	---
12/01/12	San Diego State	L 69-78	23	24
11/23/11	Michigan	L 63-79	15	---
11/22/11	Kansas	L 56-72	14	---
03/19/11	Florida	L 65-73	15	---
02/26/11	Arizona	W 71-49	10	---
12/18/10	BYU	W 86-79	16	---
12/02/10	Kansas	L 76-77	4	---
11/24/10	Villanova	L 70-82	7	---
12/06/09	Kansas	L 61-73	1	---
11/27/09	Butler	L 67-69	12	---
03/21/09	Villanova	L 69-89	11	18
02/19/09	Washington	W 85-76	22	20
02/12/09	Arizona State	L 67-74	18	11
01/17/09	Arizona State	L 58-61 (OT)	16	9
12/04/08	Texas	L 64-68	8	12
04/05/08	Memphis	L 63-78	2	3
03/29/08	Xavier	W 76-57	12	3
03/15/08	Stanford	W 67-64	11	3
03/06/08	Stanford	W 77-67 (OT)	7	3
02/07/08	Washington St.	W 67-59	17	5
01/12/08	Washington St.	W 81-74	4	5
01/03/08	Stanford	W 76-67	20	5
12/02/07	Texas	L 61-63	8	2
11/20/07	Michigan State	W 68-63	10	2
03/31/07	Florida	L 66-76	3	7
03/24/07	Kansas	W 68-55	2	7
03/22/07	Pittsburgh	W 64-55	10	7
03/01/07	Washington St.	W 53-45	13	2
02/17/07	Arizona	W 81-66	19	5
02/07/07	USC	W 70-65	19	2
02/01/07	Oregon	W 69-57	9	5
01/20/07	Arizona	W 73-69	11	3
01/06/07	Oregon	L 66-68	16	1
12/31/06	Washington	W 96-74	13	1
12/09/06	Texas A&M	W 65-62	6	1
11/22/06	Georgia Tech	W 88-73	19	5
11/21/06	Kentucky	W 73-68	20	5
04/03/06	Florida	L 57-73	10	7
04/01/06	LSU	W 59-45	19	7
03/25/06	Memphis	W 50-45	4	7
03/23/06	Gonzaga	W 73-71	5	7
02/11/06	Washington	L 67-70	21	13
01/21/06	West Virginia	L 56-60	12	18
01/14/06	Washington	L 65-69	13	11
01/05/06	Arizona	W 85-79	21	17
12/10/05	Nevada	W 67-56	17	16
11/23/05	Memphis	L 80-88	11	16

Last season, the Bruins went 3-4 against teams ranked in that week's AP top 25 poll. This list also includes all postseason games versus ranked opponents. UCLA's seven regular-season games against top 25 ranked teams in 2015-16 marked the Bruins' highest such total since 2007-08 (which was also six).

## UCLA TO PLAY IN CHINA

The Bruins will open their 2017-18 season in Shanghai, China, facing Georgia Tech in the Pac-12 China Game (as announced Nov. 11, 2016). Earlier this season, Stanford opened its campaign with an 80-70 victory over Harvard in the season-opening contest as part of the 2016 Pac-12 China Game. UCLA's game will be played in Shanghai's Mercedes-Benz Arena. Game date and time have not been finalized. This will mark UCLA's second trip to China in nearly five years, as the Bruins traveled to Beijing and Shanghai as part of a six-day Pac-12 goodwill tour from Aug. 23-29, 2012.

## EXPERIENCED TRAVELERS

Over the course of the last four years, the UCLA basketball program has accrued plenty of mileage. Destinations away from the West Coast have included foreign trips to China (Aug. 2012) and Australia (Aug. 2016), the Battle 4 Atlantis tournament in the Bahamas (Nov. 2014), last season's Maui Invitational in Lahaina (Nov. 2015), three trips to New York City (2012, 2013 and 2015), a trip to Chicago (Nov. 2014) and postseason games in Austin, Texas (March 2013), San Diego (March 2014), Memphis, Tenn. (March 2014), Louisville, Ky. (March 2015) and Houston, Texas (March 2015).

## BRUINS DOWN UNDER

UCLA spent 10 full days in Australia in August 2016, going 2-1 in three preseason games (NCAA rules allow college programs to take a foreign trip once every four years). The Bruins spent four days in Sydney, three in Melbourne and three in Gold Coast before returning to Los Angeles the morning of Aug. 31. UCLA cruised past Sydney University, 123-76, in its first game. The Bruins followed with two games against professional teams in Australia's National Basketball League (NBL), losing to the Melbourne United (89-84) and defeating the Brisbane Bullets (94-91).

**OVERSEAS HIGHLIGHTS:** Among several off-the-court highlights for UCLA while in Australia included a tour of the Sydney Opera House, hiking to the top of the Sydney Harbour Bridge, a one-hour bike tour in Melbourne and a group surfing lesson in Surfer's Paradise, located in Gold Coast (nearly one hour south of Brisbane).

## MCDONALD'S ALL-AMERICANS

Incoming UCLA freshmen Jaylen Hands and Kris Wilkes will be the 42nd and 43rd UCLA players to compete in the annual McDonald's All-American Game (only Duke and Kentucky have enrolled more McDonald's All-Americans). Last year, Lonzo Ball tied the single-game record with 13 assists in the All-American Game, joining TJ Leaf to lift the West team past the East, 114-107. Four players on UCLA's current roster have competed in the McDonald's All-American Game – freshmen Ball and Leaf in 2016, junior Thomas Welsh in 2014 and senior Isaac Hamilton in 2013.

## UCLA SIGNS FIVE HIGH SCHOOL STANDOUTS FOR 2017

*Bruins recruiting class currently ranked No. 2 by ESPN.com, Scout.com and Rivals.com*

UCLA signed five high school seniors – Li'Angelo Ball, Jaylen Hands, Jalen Hill, Cody Riley and Kris Wilkes – to National Letters of Intent during the early signing period. These five players will enroll at UCLA in 2017 and be freshmen in 2017-18. Hands and Wilkes have been named McDonald's All-Americans and will compete in the 2017 McDonald's All-American Game in Chicago (United Center) on March 29.

### LI'ANGELO BALL

A 6-foot-6, 240-pound guard at Chino Hills High School (Chino Hills, Calif.), Li'Angelo Ball averaged a team-leading 27.4 points per game as a junior (2015-16) ... he played alongside his older brother, Lonzo Ball (currently a freshman at UCLA), during his first three years of high school ... helped Chino Hills post a perfect 35-0 record during his junior season, culminating in the 2016 CIF State Open Division Championship ... Chino Hills defeated De La Salle (Concord, Calif.), 70-50, in the title game ... his Chino Hills team in 2015-16 scored at least 100 points in 18 games ... as a junior (2015-16), was named to the Los Angeles Times' All-Star boys basketball team ... as a sophomore (2014-15), helped guide Chino Hills to the CIF Division I state title game.

### JAYLEN HANDS

A 6-foot-3, 170-pound guard at Foothills Christian High School (El Cajon, Calif.), Jaylen Hands has been ranked the No. 26 player in his high school class by Rivals.com ... he was also rated No. 27 by Scout.com and No. 31 by ESPN.com ... spent his first two seasons of high school at Mater Dei Catholic High School (Chula Vista, Calif.) ... was named the Most Valuable Player of the 2016 adidas Nations tournament last summer, leading his team to the tournament title with an 18-point performance in a game nationally televised by ESPNU ... as a sophomore (2014-15), secured San Diego Metro League Player of the Year honors ... also was named a first-team CIF All-San Diego Section honoree, a first-team CIF All-State selection and a first-team All-Trinity League selection ... as a freshman in 2013-14, earned second-team All-Trinity League acclaim in leading his high school team to the CIF San Diego Section title ... led Mater Dei Catholic to back-to-back Trinity League championships.

### JALEN HILL

A 6-foot-8 forward from Corona, Calif., Jalen Hill has been ranked the No. 50 player in his high school class, nationally, by ESPN.com ... also has been listed as the No. 61 player by Rivals.com and the No. 87 player by Scout.com ... plays at Centennial High School in Corona (during his previous two

seasons, Hill played alongside current UCLA freshman Ike Anigbogwu) ... as a junior (2015-16), Hill averaged 13.3 points and 8.8 rebounds per game ... as a sophomore (2014-15), he led Centennial to a 26-6 record and the CIF Southern Section Regional title ... posted season averages of 6.5 ppg, 5.8 rpg and 1.3 bpg ... as a freshman (2013-14), Hill helped Centennial to a 29-4 record, including the Big VIII League title and a runner-up finish in the CIF Southern Section Division I playoffs ... while competing for USA Basketball, helped lead Team USA to the 2015 FIBA Americas U-16 Championship.

### CODY RILEY

A 6-foot-8 forward from Chatsworth, Calif., Cody Riley is currently a senior at Sierra Canyon High School ... he has been ranked as high as No. 30, nationally, in his high school class by Scout.com ... also has been listed No. 34 by Rivals.com and No. 45 by ESPN.com ... has twice earned first-team All-Area honors from Los Angeles Daily News (2015, 2016), in addition to securing third-team All-State acclaim from Cal-Hi Sports ... during his junior season, Sierra Canyon lost in the CIF Southern Section Open Division final to eventual state champion Chino Hills High School ... has been a three-time CIF Southern Section Division V John Wooden Award winner (high school player of the year) ... in his first three high school seasons, guided his teams to a perfect 30-0 mark in league games ... as a junior (2015-16), averaged 12.5 points, 7.9 rebounds and 1.8 blocks per game at Sierra Canyon High School ... led Sierra Canyon to a 26-5 overall record and a 10-0 mark in league play during his junior campaign ... as a sophomore (2014-15), registered 15.6 points and 9.4 rebounds per game, leading his high school program to a 26-4 overall record and a 10-0 mark in league games ... as a freshman (2013-14), logged 14.5 ppg and 7.7 rpg.

### KRIS WILKES

A 6-foot-8 guard from Indianapolis, Ind., Kris Wilkes has been ranked by Scout.com as the nation's No. 4 power forward in his high school class ... Wilkes has also been tabbed as the No. 1 player in the state of Indiana this year by the Indianapolis Star ... he was listed as one of six Indy Star Indiana Junior All-Stars in March 2016, as selected through votes from the Indiana Basketball Coaches Association ... averaged 22.6 points and 5.6 rebounds per game at North Central High School during his junior season (2015-16) ... in addition, Wilkes has been ranked No. 14, nationally, in his high school class by ESPN.com and No. 18 by both Scout.com and Rivals.com.

## UCLA's Current Players, All-Time Stats vs. Arizona State

### Bryce Alford

Date	Site	MIN	FG-A	3p-A	FT-A	REB	PF	AST	TO	PTS
01-12-14	H	25	3-6	1-3	6-10	3	0	3	1	13
02-18-15	A	39	4-14	1-5	5-5	4	2	4	3	14
01-09-16	H	37	7-11	3-5	1-2	2	0	4	2	18
02-14-16	A	34	4-11	1-7	1-2	7	0	11	0	10
<b>Totals</b>		<b>135</b>	<b>18-42</b>	<b>6-20</b>	<b>13-19</b>	<b>16</b>	<b>2</b>	<b>22</b>	<b>6</b>	<b>55</b>
<b>Averages</b>		<b>33.8</b>	<b>.429</b>	<b>.300</b>	<b>.684</b>	<b>4.0</b>		<b>5.5</b>		<b>13.8</b>

### Prince Ali

Date	Site	MIN	FG-A	3p-A	FT-A	REB	PF	AST	TO	PTS
01-09-16	H	11	1-2	0-0	0-0	2	3	0	1	2
02-14-16	A	22	4-6	2-3	2-2	0	2	2	0	12
<b>Totals</b>		<b>33</b>	<b>5-8</b>	<b>2-3</b>	<b>2-2</b>	<b>2</b>	<b>5</b>	<b>2</b>	<b>1</b>	<b>14</b>
<b>Averages</b>		<b>16.5</b>	<b>.625</b>	<b>.667</b>	<b>1.000</b>	<b>1.0</b>				<b>7.0</b>

### G.G. Goloman

Date	Site	MIN	FG-A	3p-A	FT-A	REB	PF	AST	TO	PTS
02-18-15	A	6	0-0	0-0	0-0	1	2	1	0	0
02-14-16	A	9	1-1	1-1	0-0	1	2	0	0	3
<b>Totals</b>		<b>15</b>	<b>1-1</b>	<b>1-1</b>	<b>0-0</b>	<b>2</b>	<b>4</b>	<b>1</b>	<b>0</b>	<b>3</b>
<b>Averages</b>		<b>7.5</b>	<b>1.000</b>	<b>1.000</b>	<b>.000</b>	<b>1.0</b>				<b>1.5</b>

### Isaac Hamilton

Date	Site	MIN	FG-A	3p-A	FT-A	REB	PF	AST	TO	PTS
02-18-15	A	37	5-13	1-6	2-4	3	2	3	1	13
01-09-16	H	38	8-16	4-7	6-7	3	0	3	3	26
02-14-16	A	34	4-9	1-3	3-4	6	2	2	2	12
<b>Totals</b>		<b>109</b>	<b>17-38</b>	<b>6-16</b>	<b>11-15</b>	<b>12</b>	<b>4</b>	<b>8</b>	<b>6</b>	<b>51</b>
<b>Averages</b>		<b>36.3</b>	<b>.447</b>	<b>.375</b>	<b>.733</b>	<b>4.0</b>				<b>17.0</b>

### Aaron Holiday

Date	Site	MIN	FG-A	3p-A	FT-A	REB	PF	AST	TO	PTS
01-09-16	H	34	4-9	2-4	0-0	2	4	5	2	10
02-14-16	A	28	2-6	1-2	2-4	3	3	3	3	7
<b>Totals</b>		<b>62</b>	<b>6-15</b>	<b>3-6</b>	<b>2-4</b>	<b>5</b>	<b>7</b>	<b>8</b>	<b>5</b>	<b>17</b>
<b>Averages</b>		<b>34.0</b>	<b>.400</b>	<b>.500</b>	<b>.500</b>	<b>2.5</b>		<b>4.0</b>		<b>8.5</b>

### Ikenna Okwarabizie

Date	Site	MIN	FG-A	3p-A	FT-A	REB	PF	AST	TO	PTS
02-14-16	A	1	0-1	0-0	0-0	0	0	0	0	0
<b>Totals</b>		<b>1</b>	<b>0-1</b>	<b>0-0</b>	<b>0-0</b>	<b>0</b>	<b>0</b>	<b>0</b>	<b>0</b>	<b>0</b>

### Alex Olesinski

Date	Site	MIN	FG-A	3p-A	FT-A	REB	PF	AST	TO	PTS
01-09-16	H	1	0-0	0-0	0-0	0	1	0	0	0
02-14-16	A	1	0-0	0-0	0-0	1	1	0	0	0
<b>Totals</b>		<b>2</b>	<b>0-0</b>	<b>0-0</b>	<b>0-0</b>	<b>1</b>	<b>2</b>	<b>0</b>	<b>0</b>	<b>0</b>
<b>Averages</b>		<b>1.0</b>	<b>.000</b>	<b>.000</b>	<b>.000</b>	<b>0.5</b>				<b>0.0</b>

### Jerrold Smith

Date	Site	MIN	FG-A	3p-A	FT-A	REB	PF	AST	TO	PTS
02-14-16	A	1	0-0	0-0	0-0	0	0	0	0	0
<b>Totals</b>		<b>1</b>	<b>0-0</b>	<b>0-0</b>	<b>0-0</b>	<b>0</b>	<b>0</b>	<b>0</b>	<b>0</b>	<b>0</b>

### Thomas Welsh

Date	Site	MIN	FG-A	3p-A	FT-A	REB	PF	AST	TO	PTS
02-18-15	A	20	1-2	0-0	0-0	2	2	0	0	2
01-09-16	H	28	5-10	0-0	2-2	16	2	0	2	12
02-14-16	A	26	4-7	0-0	0-0	5	1	0	1	8
<b>Totals</b>		<b>74</b>	<b>10-19</b>	<b>0-0</b>	<b>2-2</b>	<b>23</b>	<b>5</b>	<b>0</b>	<b>3</b>	<b>22</b>
<b>Averages</b>		<b>24.7</b>	<b>.526</b>	<b>.000</b>	<b>1.000</b>	<b>7.7</b>				<b>7.3</b>

## UCLA's Current Players, All-Time Stats vs. Arizona

### Bryce Alford

Date	Site	MIN	FG-A	3p-A	FT-A	REB	PF	AST	TO	PTS
01-09-14	H	27	2-6	2-2	6-6	0	0	1	2	12
03-15-14	N	13	1-3	0-2	0-0	0	1	1	1	2
02-21-15	A	39	7-13	3-7	5-7	4	2	3	1	22
03-13-15	N	35	3-12	2-6	2-2	4	2	2	3	10
01-07-16	H	34	9-18	5-11	2-2	4	0	6	0	25
02-12-16	A	35	4-14	3-10	6-8	5	4	4	2	17
<b>Totals</b>		<b>183</b>	<b>26-66</b>	<b>15-38</b>	<b>21-25</b>	<b>17</b>	<b>9</b>	<b>17</b>	<b>9</b>	<b>88</b>
<b>Averages</b>		<b>30.5</b>	<b>.394</b>	<b>.395</b>	<b>.840</b>	<b>2.8</b>		<b>2.8</b>		<b>14.7</b>

### Prince Ali

Date	Site	MIN	FG-A	3p-A	FT-A	REB	PF	AST	TO	PTS
01-07-16	H	16	2-4	0-1	2-2	1	1	0	0	6
02-12-16	A	11	2-3	1-2	0-1	0	3	0	2	5
<b>Totals</b>		<b>27</b>	<b>4-7</b>	<b>1-3</b>	<b>2-3</b>	<b>1</b>	<b>4</b>	<b>0</b>	<b>2</b>	<b>11</b>
<b>Averages</b>		<b>13.5</b>	<b>.571</b>	<b>.333</b>	<b>.667</b>	<b>0.5</b>				<b>5.5</b>

### G.G. Goloman

Date	Site	MIN	FG-A	3p-A	FT-A	REB	PF	AST	TO	PTS
02-21-15	A	11	0-0	0-0	0-0	1	4	0	2	0
03-13-15	N	15	0-2	0-0	0-0	1	4	1	0	0
02-12-16	A	15	0-0	0-0	0-0	2	4	1	1	0
<b>Totals</b>		<b>41</b>	<b>0-2</b>	<b>0-0</b>	<b>0-0</b>	<b>4</b>	<b>12</b>	<b>2</b>	<b>3</b>	<b>0</b>
<b>Averages</b>		<b>13.7</b>	<b>.000</b>	<b>.000</b>	<b>.000</b>	<b>1.3</b>				<b>0.0</b>

### Isaac Hamilton

Date	Site	MIN	FG-A	3p-A	FT-A	REB	PF	AST	TO	PTS
2-21-15	A	38	1-6	0-2	0-0	1	2	2	2	2
03-13-15	N	15	3-3	0-0	0-0	1	5	0	2	6
01-13-16	H	28	5-12	3-5	1-2	1	4	6	3	14
02-12-16	A	38	10-15	1-2	3-3	5	2	4	3	24
<b>Totals</b>		<b>119</b>	<b>19-36</b>	<b>4-9</b>	<b>4-5</b>	<b>8</b>	<b>13</b>	<b>12</b>	<b>10</b>	<b>46</b>
<b>Averages</b>		<b>29.8</b>	<b>.528</b>	<b>.444</b>	<b>.800</b>	<b>2.0</b>				<b>11.5</b>

### Aaron Holiday

Date	Site	MIN	FG-A	3p-A	FT-A	REB	PF	AST	TO	PTS
01-07-16	H	34	6-11	2-4	1-1	3	4	6	4	15
02-12-16	A	35	2-11	0-2	2-2	3	4	3	4	6
<b>Totals</b>		<b>69</b>	<b>8-22</b>	<b>2-6</b>	<b>3-3</b>	<b>6</b>	<b>8</b>	<b>9</b>	<b>8</b>	<b>21</b>
<b>Averages</b>		<b>34.5</b>	<b>.364</b>	<b>.333</b>	<b>1.000</b>	<b>3.0</b>		<b>4.0</b>		<b>10.5</b>

### Thomas Welsh

Date	Site	MIN	FG-A	3p-A	FT-A	REB	PF	AST	TO	PTS
02-21-15	A	19	0-1	0-0	0-0	3	5	0	0	0
03-13-15	N	19	3-4	0-0	1-2	4	2	2	0	7
01-07-16	H	32	2-5	0-0	2-3	6	5	1	0	6
02-12-16	A	14	3-6	0-0	0-0	3	5	1	0	6
<b>Totals</b>		<b>84</b>	<b>8-16</b>	<b>0-0</b>	<b>3-5</b>	<b>16</b>	<b>17</b>	<b>4</b>	<b>0</b>	<b>19</b>
<b>Averages</b>		<b>21.0</b>	<b>.500</b>	<b>0-0</b>	<b>.600</b>	<b>4.0</b>				<b>4.8</b>



## HEAD COACH STEVE ALFORD'S YEAR-BY-YEAR TOTALS

Year	School	Record	Pct.	League	Pct.	Postseason
1991-92	Manchester College	4-16	.200	3-11	.214	---
1992-93	Manchester College	20-8	.714	7-5	.583	NCAA Division III (0-1)
1993-94	Manchester College	23-4	.852	10-2	.833	NCAA Division III (0-1)
1994-95	Manchester College	31-1	.969	12-0	1.000	NCAA Division III (3-1), National Runner-up
1995-96	Missouri State	16-12	.571	11-7	.611	---
1996-97	Missouri State	24-9	.727	12-6	.667	NIT (0-1)
1997-98	Missouri State	16-16	.500	11-7	.611	---
1998-99	Missouri State	22-11	.667	11-7	.611	NCAA (2-1)
1999-00	Iowa	14-16	.467	6-10	.375	---
2000-01	Iowa	23-12	.657	7-9	.438	NCAA (1-1), Big Ten Tournament Champs
2001-02	Iowa	19-16	.543	5-11	.313	NIT (0-1)
2002-03	Iowa	17-14	.548	7-9	.438	NIT (2-1)
2003-04	Iowa	16-13	.552	9-7	.563	NIT (0-1)
2004-05	Iowa	21-12	.636	7-9	.438	NCAA (0-1)
2005-06	Iowa	25-9	.735	11-5	.688	NCAA (0-1), Big Ten Tournament Champs
2006-07	Iowa	17-14	.548	9-7	.563	---
2007-08	New Mexico	24-9	.727	11-5	.688	NIT (0-1)
2008-09	New Mexico	22-12	.647	12-4	.750	NIT (1-1)
2009-10	New Mexico	30-5	.857	14-2	.875	NCAA (1-1)
2010-11	New Mexico	22-13	.629	8-8	.500	NIT (1-1)
2011-12	New Mexico	28-7	.800	10-4	.714	NCAA (1-1), MWC Tournament Champs
2012-13	New Mexico	29-6	.829	13-3	.813	NCAA (0-1), MWC Tournament Champs
2013-14	UCLA	28-9	.757	12-6	.667	NCAA (2-1), Pac-12 Tournament Champs
2014-15	UCLA	22-14	.611	11-7	.611	NCAA (2-1)
2015-16	UCLA	15-17	.469	6-12	.333	---
2016-17	UCLA	18-1	.947	5-1	.833	---
<b>4 seasons at Manchester College</b>		<b>78-29</b>	<b>.729</b>	<b>32-18</b>	<b>.640</b>	<b>3 NCAA D-III Tournaments</b>
<b>4 seasons at Missouri State</b>		<b>78-48</b>	<b>.619</b>	<b>45-27</b>	<b>.625</b>	<b>1 NCAA Tournament, 1 Sweet 16</b>
<b>8 seasons at Iowa</b>		<b>152-106</b>	<b>.589</b>	<b>61-67</b>	<b>.477</b>	<b>3 NCAA Tournaments</b>
<b>6 seasons at New Mexico</b>		<b>155-52</b>	<b>.749</b>	<b>68-26</b>	<b>.723</b>	<b>3 NCAA Tournaments</b>
<b>4th season at UCLA</b>		<b>83-41</b>	<b>.669</b>	<b>34-26</b>	<b>.567</b>	<b>2 NCAA Tournaments, 2 Sweet 16s</b>
<b>26th SEASON OVERALL</b>		<b>546-276</b>	<b>.664</b>	<b>240-164</b>	<b>.594</b>	<b>12 NCAA Tournaments</b>

### NOTES ON UCLA HEAD COACH STEVE ALFORD

- Leads all coaches, age 52 and under, in career NCAA victories with 546 (Steve Alford turned 52 on Nov. 23, 2016) ... entered the 2016-17 season with a 528-275 record in 25 years and a 450-246 record at the NCAA Division I level the past 21 seasons ... has averaged 24.4 wins per season the previous nine years (2007-08 through 2015-16).
- In his first season as UCLA's head coach (2013-14), he steered the Bruins to a 28-9 overall record, a trip to the NCAA Tournament's Sweet 16 and the Pac-12 Tournament title ... in 2014-15, he guided UCLA back to the NCAA Tournament's Sweet 16 after having advanced to the Pac-12 Tournament semifinals.
- While in Albuquerque, helped New Mexico secure four MWC regular-season championships and two tournament titles ... coached the Lobos to its two highest single-season victory totals (30 wins in 2009-10, 29 wins in 2012-13).
- Only head coach in school history at Iowa to have led the Hawkeyes to the Big Ten Tournament's title game (accomplishing that feat in 2001, 2002 and 2006) ... led Iowa to the Big Ten Tournament Championship in 2001 and 2006 ... established a school-record seven consecutive winning seasons at Iowa (2001-2007).
- Guided Missouri State (then named Southwest Missouri State) to its only appearance in the NCAA Tournament's "Sweet 16" in 1999 ... took over as head coach at Missouri State in the summer of 1995 at age 31 after having led Manchester College to the NCAA Division III championship game in March 1995.

## HEAD COACH STEVE ALFORD



**Record at UCLA**  
83-41 (4th season)

**Overall Record**  
546-276 (26th season)

Steve Alford is midway through his 26th season as a college head coach in 2016-17. In his first two seasons at UCLA, he led the Bruins to two Sweet 16 appearances (2014, 2015) and one Pac-12 Tournament crown (2014).

### ELITE COMPANY

Steve Alford is one of 12 head coaches to have led at least four NCAA Division I programs to the NCAA Tournament (Missouri State, Iowa, New Mexico and UCLA). His UCLA teams advanced to the Sweet 16 of the NCAA Tournament in 2014 and 2015. In 2014, he became UCLA's first head coach to lead the Bruins to the Pac-12 Tournament title in his first year as head coach.

The other 11 coaches to have led at least four NCAA Division I teams to the NCAA Tournament include John Beilein, Lefty Driesell, Cliff Ellis, Larry Eustachy, Jim Harrick, Lon Kruger, Fran McCaffery, Tom Penders, Rick Pitino, Tubby Smith and Eddie Sutton. Eight of those 11 coaches are active head coaches.

Of the 12 coaches who have led four different schools to the NCAA Division I Tournament, only five have won at least one game at all four schools. Lon Kruger has won at least one game at five schools.

#### Steve Alford

Missouri State, Iowa, New Mexico, UCLA

#### Jim Harrick

Pepperdine, UCLA, Rhode Island, Georgia

#### Lon Kruger

Kansas State, Florida, Illinois, UNLV, Oklahoma

#### Tubby Smith

Tulsa, Georgia, Kentucky, Minnesota

#### Eddie Sutton

Creighton, Arkansas, Kentucky, Oklahoma State

### Steve Alford's Career Records vs. NCAA D-I Opponents

Air Force	15-1	Dayton	1-1	Indiana State	8-2	Nebraska	2-0	Sacramento State	1-0	UAB	2-0
Alabama	1-3	Detroit Mercy	2-0	Iowa State	5-4	Nevada	3-0	Saint Louis	6-3	UC Riverside	3-0
Alabama State	1-0	Drake	14-2	Kansas	1-1	New Mexico State	10-2	San Diego	6-0	UC Santa Barbara	2-0
Arizona	2-4	Drexel	1-0	Kentucky	3-2	New Orleans	1-0	San Diego State	7-8	UMKC (Missouri-Kansas City)	2-0
Arizona State	6-2	Duke	0-3	Liberty	1-0	Nicholls State	2-0	Santa Clara	1-0	UNC Asheville	1-0
Boise State	4-0	Duquesne	1-0	Long Beach State	6-0	North Carolina	0-3	SMU	1-0	UNC Charlotte	0-1
Boston College	1-0	East Carolina	0-1	Longwood	1-0	North Dakota	1-0	South Dakota State	0-1	UNC Greensboro	1-0
Boston University	1-0	Eastern Illinois	2-0	Louisiana Tech	3-0	Northern Arizona	1-0	Southeast Missouri State	2-0	UNC Wilmington	1-0
Bowling Green	2-0	Eastern Washington	2-0	Louisiana-Lafayette	2-1	Northern Illinois	1-0	Southern Illinois	6-2	UNLV	8-7
Bradley	6-5	Evansville	3-6	Louisville	2-1	Northern Iowa	11-6	Southern Methodist	1-0	USC	7-3
Butler	1-1	Fairfield	1-0	Loyola Marymount	1-0	Northwestern	8-6	Southern Mississippi	2-0	Utah	8-7
BYU	5-4	Florida	0-1	LSU	0-1	Northwestern State	2-1	Southern Utah	1-0	Valparaiso	3-0
Cal Poly	1-0	Florida Atlantic	1-0	Maryland	0-1	Northwood	1-0	St. Bonaventure	1-0	VCU	0-1
Cal State Bakersfield	1-0	Kansas	1-3	Maryland Eastern Shore	2-0	Notre Dame	0-1	Stanford	5-4	Villanova	0-1
Cal State Fullerton	1-0	Florida State	0-1	McNeese State	1-0	Oakland	1-0	Stephen F. Austin	2-0	Virginia Tech	0-1
California	5-4	Fresno State	3-0	Memphis	1-0	Ohio	1-0	TCU	8-4	Wake Forest	0-1
Centenary	2-0	George Mason	1-0	Mercer	2-0	Ohio State	9-8	Tennessee	1-1	Washington	2-3
Central Florida	0-1	Georgia State	1-0	Miami (Ohio)	1-0	Oklahoma	0-1	Tennessee State	1-0	Washington State	3-2
Chattanooga	2-0	Georgia Tech	1-1	Michigan	7-7	Oklahoma State	1-0	Tennessee-Martin	1-0	Weber State	2-0
Cincinnati	1-2	Gonzaga	1-2	Michigan State	6-9	Oral Roberts	1-1	Texas	1-1	Western Carolina	1-0
Coastal Carolina	1-0	Grambling State	1-0	Minnesota	11-5	Oregon	3-5	Texas A&M	2-0	Western Illinois	1-0
Colgate	1-0	Harvard	0-1	Mississippi	1-1	Oregon State	5-3	Texas El Paso	2-1	Western Michigan	1-0
Colorado	7-1	Hawaii	3-0	Mississippi State	0-1	Pacific	1-0	Texas Pan American	2-0	Wichita State	5-3
Colorado State	10-2	Houston Baptist	1-0	Missouri	3-5	Penn State	11-4	Texas San Antonio	2-0	Wisconsin	5-12
Connecticut	2-0	Idaho	2-1	Missouri State	1-0	Pepperdine	1-0	Texas Southern	3-0	Wisconsin Green Bay	1-0
Coppin State	1-0	Idaho State	1-0	Monmouth	0-1	Portland	2-0	Texas Tech	4-4	Wisconsin Milwaukee	1-0
Cornell	1-0	Illinois	4-10	Montana	1-0	Prairie View A&M	1-0	The Citadel	2-0	Wyoming	12-2
Creighton	8-7	Illinois Chicago	1-0	Montana State	3-0	Presbyterian	1-0	Toledo	1-0		
CSUN	3-0	Illinois State	4-6	Morehead State	2-0	Purdue	9-6	Troy State	1-0		
Davidson	1-0	Indiana	8-7	N.C. State	1-1	Robert Morris	1-0	Tulsa	4-1		

## ABOUT UCLA'S COACHING STAFF

### Duane Broussard

**Alma Mater: Bradley '93**

**Assistant Coach, 4th season at UCLA**



- Currently in his fourth season on UCLA's coaching staff ... spent 10 seasons working with the men's basketball program at the University of New Mexico prior to his arrival in Westwood ... is the only member of this coaching staff who worked with Steve Alford at the University of New Mexico.

- Entering his ninth season working alongside Steve Alford, Broussard has helped UCLA post a 65-40 record the previous three seasons ... led the Bruins to consecutive Sweet 16 trips (2014, 2015) ... through 22 previous years on college staffs, his teams have gone 447-253 (.639 win percentage).

- UNM posted a .655 win percentage in his 10 seasons on staff ... in his final two years, the Lobos won the Mountain West Conference's regular-season and tournament titles (combined 57-13 record).

- While at UCLA and New Mexico, he has been responsible for nine NBA Draft selections (eight first-round picks) ... at UCLA: Zach LaVine (2014), Jordan Adams (2014), Kyle Anderson (2014), Kevon Looney (2015) and Norman Powell (2015) ... at New Mexico: Danny Granger (2005), J.R. Giddens (2008), Darrington Hobson (2010) and Tony Snell (2013).

- Served on the men's basketball staff at Bradley University (Peoria, Ill.) for nine seasons, working as an assistant coach the final six years (1997-2002) under head coach Jim Molinari ... was a four-year basketball letterwinner at Bradley from 1990-93 ... graduated from Bradley in 1993 with degrees in criminal justice and sociology ... continued his education by earning a master's degree in public service administration from Bradley in 1997.



### Ed Schilling

**Alma Mater: Miami (Ohio) '88**

**Assistant Coach, 4th season at UCLA**

- Now in his fourth season on the Bruins' coaching staff after an extensive career working with NBA, NCAA Division I and high school programs ... in his first two seasons at UCLA, helped send seven players to the NBA (including four first-round NBA Draft selections).

- Through three seasons at UCLA, has helped guide the Bruins to a 65-40 overall record, including back-to-back trips to the Sweet 16 in 2014 and 2015.

- Prior to arriving at UCLA in April 2013, Schilling spent the previous four years as head coach at Park Tudor High School (Indiana) in addition to specializing in individual skills development programs with NBA players (St. Vincent's Sports Performance and its NBA readiness program) ... he also worked with Adidas Nations and Champions Academy.

- Pre-draft preparation with the St. Vincent's Sports Performance program included working with No. 1 NBA Draft selection Greg Oden, Mike Conley, Mario Chalmers, Gordon Hayward, Jeff Teague, Marquis Teague, Carl Landry and many others.

- Served as head coach at Wright State from 1997-2003 ... was an assistant coach under John Calipari at Memphis in 2003-04 and 2004-05 ... also worked with Coach Calipari with the New Jersey Nets in 1996-97 and at the University of Massachusetts (Amherst) on the Minutemen's NCAA Final Four team in 1995-96.

- When John Calipari was named the New Jersey Nets' VP of Basketball Operations and basketball coach in 1996-97, Schilling joined him as an assistant coach ... Schilling's rise in the coaching profession was chronicled in Sports Illustrated, as he became the only coach to advance from the high school coaching ranks to the Final Four and then to the bench of an NBA team in a period of 310 days.



### David Grace

**Alma Mater: Park University '03**

**Assistant Coach, 4th season at UCLA**

- Joined the staff in April 2013 after five seasons as an assistant coach at Oregon State ... has helped lead UCLA to a 65-40 mark in three seasons at UCLA.

- Played a major role in UCLA advancing to the Sweet 16 in 2014 and 2015 ... helped UCLA's program secure an incoming class in 2014-15 rated as high as No. 3, nationally (by Scout.com) ... during his two years on staff at UCLA, seven Bruins have advanced to the NBA.

- At Oregon State, Grace established himself as one of the Pac-12's top recruiters ... in five seasons at OSU, helped lead the program to their most wins (78) since 1988 to 1992.

- Grace proved instrumental in recruiting Roberto Nelson and Joe Burton from southern California to Oregon State ... Nelson led the Pac-12 in scoring in conference games in 2012-13 and was conference's leading scorer in 2013-14 ... Burton served as team captain during his senior year (2012-13) and produced over 1,000 career points, 700 rebounds and 300 assists over four seasons.

- A decorated military veteran who served in Operation Desert Storm, Grace quickly rose through the high school and college coaching ranks prior to his arrival at Oregon State ... has played, coached and refereed basketball games across America and on three continents ... broke into the NCAA Division I coaching ranks at Sacramento State in 2006-07 before serving as an assistant coach at the University of San Francisco.

- Worked as a high school teacher and head coach in Arizona in the mid-2000s after having served 20 years in the United States' Air Force ... has degrees in logistical and social services from the Air Force and earned his bachelor's of science degree in management and human resources from Park University in 2003 ... began coaching basketball with Boo Williams' AAU program in Hampton, Virginia in 2003.



### Tyus Edney

**Alma Mater: UCLA '97**

**Director of Operations, 7th season at UCLA**

- Among the all-time great point guards at UCLA, Edney is now in his seventh season as the program's director of operations ... serves as a liaison to the athletic administration and other school officials in his current role and handles day-to-day operational duties.

- As a four-year letterwinner, Edney led UCLA to the 1995 NCAA title as a senior ... one of the nation's top point guards, he enjoyed a tremendous career in Westwood from 1992-95.

- After his collegiate career concluded, he played four seasons in the NBA (1996-98, 2001) and spent nearly 10 years playing internationally in Europe ... at UCLA, Edney was a three-time first-team All-Pac-10 selection ... in UCLA's career record book, he still ranks second all-time on the assists list (652).

## MISCELLANEOUS STATS

### CAREER TOTALS (alphabetical by class)

PLAYER	GP	PTS	REB	AST
Bryce Alford	124	1702	350	489
Isaac Hamilton	87	1186	331	278
Jerrold Smith	15	5	1	2
György G.G. Golomán	68	146	150	40
Ikenna Okwarabizie	14	1	10	0
Thomas Welsh	82	644	528	34
Alec Wulff	16	12	1	3
Prince Ali	29	113	31	11
Aaron Holiday	51	582	154	212
Alex Olesinski	23	28	46	4
Ike Anigbogu	14	67	51	4
Lonzo Ball	19	278	104	152
TJ Leaf	19	319	170	52
Isaac Wulff	4	5	2	0

### GAMES PLAYED STARTS

PLAYER	GAMES PLAYED		STARTS	
	16-17	CAREER	16-17	CAREER
Bryce Alford	19	124	19	88
Prince Ali	0	29	0	0
Ike Anigbogu	14	14	0	0
Lonzo Ball	19	19	19	19
György G.G. Golomán	18	68	4	4
Isaac Hamilton	19	87	19	87
Aaron Holiday	19	51	0	32
TJ Leaf	19	19	19	19
Ikenna Okwarabizie	7	14	0	0
Alex Olesinski	0	23	0	0
Jerrold Smith	7	15	0	0
Thomas Welsh	15	82	15	44
Alec Wulff	7	16	0	0
Isaac Wulff	4	4	0	0

### DOUBLE-FIGURE

PLAYER	POINTS		REBOUNDS	
	16-17	CAREER	16-17	CAREER
Ike Anigbogu	0	0	0	0
Bryce Alford	18	86	0	0
Prince Ali	0	3	0	0
Lonzo Ball	16	16	1	1
György G.G. Golomán	1	1	0	0
Isaac Hamilton	15	75	0	2
Aaron Holiday	14	34	0	0
TJ Leaf	19	19	9	9
Thomas Welsh	10	32	6	18

### DOUBLE-DOUBLES

PLAYER	2016-17	CAREER
Thomas Welsh	6	16
TJ Leaf	9	9
Lonzo Ball ^	5	5
Isaac Hamilton ^	0	3
Bryce Alford *	0	3

& four are point-assist double-doubles

\* three point-assist double-doubles

^ one point-assist double-double

### 30+ POINTS

PLAYER	2016-17	CAREER
Bryce Alford	2	4
Isaac Hamilton	0	1

### 20+ POINTS

PLAYER	2016-17	CAREER
Bryce Alford	7	26
Isaac Hamilton	3	16
TJ Leaf	6	6
Thomas Welsh	1	4
Lonzo Ball	3	3
Aaron Holiday	2	2

### 10+ ASSISTS


PLAYER	2016-17	CAREER
Lonzo Ball	5	5
Bryce Alford	0	4
Isaac Hamilton	0	1

## 2016-17 UCLA RADIO/TV ROSTER



**0**

**Alex Olesinski**  
SO, F - 6-10, 200  
PPG: -- RPG: --  
GP/GS: --/--



**2**

**Lonzo Ball**  
FR, G - 6-6, 190  
PPG: 14.6 RPG: 5.5 APG: 8.0  
GP/GS: 19/19



**3**

**Aaron Holiday**  
SO, G - 6-1, 185  
PPG: 13.2 RPG: 3.1 APG: 4.5  
GP/GS: 19/0



**4**

**Isaac Wulff**  
FR, G - 6-3, 175  
PPG: 1.3 RPG: 0.5  
GP/GS: 4/0



**5**

**Armani Dodson**  
FR, G - 6-5, 190  
PPG: -- RPG: --  
GP/GS: --/--



**10**

**Isaac Hamilton**  
SR, G - 6-5, 195  
PPG: 14.1 RPG: 3.9 APG: 2.9  
GP/GS: 19/19




**13**

**Ike Anigbogu**  
FR, F/C - 6-10, 250  
PPG: 4.8 RPG: 3.6  
GP/GS: 14/0



**14**

**György "G.G." Golomán**  
JR, F - 6-11, 215  
PPG: 3.9 RPG: 3.1  
GP/GS: 18/4



**15**

**Jerrold Smith**  
SR, G - 6-0, 165  
PPG: 0.7 RPG: 0.0  
GP/GS: 7/0




**20**

**Bryce Alford**  
SR, G - 6-3, 185  
PPG: 17.9 RPG: 2.6 APG: 2.3  
GP/GS: 19/19



**21**

**Alec Wulff**  
JR, G - 6-3, 185  
PPG: 0.9 RPG: 0.1  
GP/GS: 7/0



**22**

**TJ Leaf**  
FR, F - 6-10, 225  
PPG: 16.8 RPG: 8.9 APG: 2.7  
GP/GS: 19/19



**23**

**Prince Ali**  
SO, G - 6-3, 190  
PPG: -- RPG: --  
GP/GS: --/--



**34**

**Ikenna Okwarabizie**  
JR, C - 6-9, 250  
PPG: 0.1 RPG: 0.9  
GP/GS: 7/0



**40**

**Thomas Welsh**  
JR, C - 7-0, 245  
PPG: 10.5 RPG: 8.5  
GP/GS: 15/15



**Steve Alford**  
Head Coach  
4th Year at UCLA  
26th Year Overall



**Duane Broussard**  
Assistant Coach  
4th Year at UCLA



**Ed Schilling**  
Assistant Coach  
4th Year at UCLA



**David Grace**  
Assistant Coach  
4th Year at UCLA



**Tyus Edney**  
Director of Operations  
7th Year at UCLA



## PAC-12 CONFERENCE

### 2016-17 Pac-12 Standings (thru 1/16)

Team	Pac-12	Pct.	GB	Overall	Pct.
Arizona	5-0	1.000	---	16-2	.889
Oregon	5-0	1.000	---	16-2	.889
<b>UCLA</b>	<b>5-1</b>	<b>.833</b>	<b>0.5</b>	<b>18-1</b>	<b>.947</b>
California	4-2	.667	1.5	13-5	.722
Utah	3-2	.600	2.0	12-5	.706
USC	3-3	.500	2.5	16-3	.842
Washington State	2-3	.400	3.0	9-8	.529
Arizona State	2-3	.400	3.0	9-9	.500
Stanford	2-4	.333	3.5	10-8	.556
Washington	1-4	.200	4.0	8-9	.471
Colorado	0-5	.000	5.0	10-8	.556
Oregon State	0-5	.000	5.0	4-14	.222

### 2015-16 Final Pac-12 Standings

Team	Pac-12	Pct.	GB	Overall	Pct.
Oregon	14-4	.778	---	31-7	.816
Utah	13-5	.722	1.0	27-9	.750
California	12-6	.667	2.0	25-9	.735
Arizona	12-6	.667	2.0	23-11	.676
Colorado	10-8	.556	4.0	22-12	.647
Oregon State	9-9	.500	5.0	19-13	.594
USC	9-9	.500	5.0	21-13	.618
Washington	9-9	.500	5.0	19-15	.559
Stanford	8-10	.444	6.0	15-15	.500
<b>UCLA</b>	<b>6-12</b>	<b>.333</b>	<b>8.0</b>	<b>15-17</b>	<b>.469</b>
Arizona State	5-13	.278	9.0	15-17	.469
Washington State	1-17	.056	13.0	9-22	.290

### Pac-12 Scoreboard

#### Saturday, Jan. 7

at Washington 87, Oregon State 61  
Utah 88, at Arizona State 82  
Oregon 85, at Washington State 66  
at Arizona 82, Colorado 73

#### Sunday, Jan. 8

at UCLA 89, Stanford 75  
California 74, at USC 73

#### Thursday, Jan. 12

at California 69, Washington 59  
at Utah 86, USC 64  
at Arizona 91, Arizona State 75  
at Stanford 84, Washington State 54  
UCLA 104, at Colorado 89

#### Saturday, Jan. 14

at California 58, Washington State 54  
UCLA 83, at Utah 82  
at Stanford 76, Washington 69  
at Oregon 85, Oregon State 43

#### Sunday, Jan. 15

USC 71, at Colorado 68

### Upcoming Pac-12 Games

#### Wednesday, Jan. 18

Utah at Washington State (P12N) 6 p.m.  
Colorado at Washington (ESPNU) 8 p.m.

#### Thursday, Jan. 19

California at Oregon (ESPN2) 6 p.m.  
Arizona at USC (P12N) 6 p.m.  
Stanford at Oregon State (P12N) 8 p.m.  
Arizona State at UCLA (FS1) 8 p.m.

#### Saturday, Jan. 21

Colorado at Washington State (P12N) 1 p.m.  
Arizona at UCLA (CBS) 1 p.m.  
Stanford at Oregon (P12N) 3 p.m.  
Utah at Washington (P12N) 5 p.m.  
California at Oregon State (P12N) 7:30 p.m.

#### Sunday, Jan. 22

Arizona State at USC (ESPNU) 5:30 p.m.

#### Wednesday, Jan. 25

UCLA at USC (FS1) 8 p.m.  
Washington at Arizona State (ESPNU) 8 p.m.

Game times listed are Pacific.

## UCLA'S RECORD WHEN ...

UCLA leads at halftime	16-0
UCLA trails at halftime	1-1
Tied at halftime	1-0
UCLA builds a 10-point lead	16-0
UCLA trails by 10 points	0-1
UCLA leads with five minutes left	17-1
UCLA trails with five minutes left	1-0
There is a tie with five minutes left	0-0
UCLA leads with one minute left	18-1
UCLA trails with one minute left	0-0
There is a tie with one minute left	0-0
UCLA shoots better from the field	16-1
UCLA shoots worse from the field	2-0
UCLA shoots the same from the field	0-0
UCLA shoots 50% or better from the field	12-1
UCLA shoots less than 50% from the field	5-0
OPP shoots 50% or better from the field	3-0
OPP shoots less than 50% from the field	15-1
UCLA makes more 3-point field goals	13-0
UCLA makes fewer 3-point field goals	1-0
Three-point field goals are the same	3-1
UCLA shoots better from 3-point range	12-1
UCLA shoots worse from 3-point range	5-0
UCLA shoots the same from 3-point range	0-0
UCLA shoots > than 40% from 3-point range	9-1
UCLA shoots < than 40% from 3-point range	9-0
OPP shoots > than 40% from 3-point range	5-0
OPP shoots < than 40% from 3-point range	13-1
UCLA makes the same or more free throws	13-0
UCLA makes less free throws	5-1
UCLA attempts the same or more FTs	12-0
UCLA attempts less free throws	6-1
UCLA shoots > than 75% at free-throw line	8-0
UCLA shoots < than 75% at free-throw line	10-1
OPP shoots > than 75% at free-throw line	6-0
OPP shoots < than 75% at free-throw line	12-1
UCLA outrebounds opponent	13-0
UCLA is outrebounded by opponent	4-1
Rebounds are the same	1-0
UCLA has more offensive rebounds	4-0
UCLA has fewer offensive rebounds	12-1
Offensive rebounds are the same	2-0
UCLA has more defensive rebounds	15-1
UCLA has fewer defensive rebounds	3-0
Defensive rebounds are the same	0-0
UCLA commits more fouls	6-1
UCLA commits fewer fouls	11-0
Fouls are the same	1-0
UCLA has more assists	17-0
UCLA has fewer assists	1-0
Assists are the same	0-1
UCLA commits more turnovers	7-1
UCLA commits fewer turnovers	9-0
Turnovers are the same	2-0
UCLA has more blocks	15-1
UCLA has fewer blocks	1-0
Blocks are the same	2-0
UCLA has more steals	9-0
UCLA has fewer steals	9-1
Steals are the same	0-0

UCLA's starting frontline outscores OPP's	13-0
OPP's starting frontline outscores UCLA's	4-1
Frontline scoring is the same	1-0
UCLA's starting backcourt outscores OPP's	14-0
OPP's starting backcourt outscores UCLA's	2-0
Backcourt scoring is the same	2-1
UCLA's bench outscores OPP's bench	9-1
OPP's bench outscores UCLA's bench	7-0
Bench scoring is the same	2-0
Record on Mondays	0-0
Record on Tuesdays	0-0
Record on Wednesdays	3-1
Record on Thursdays	4-0
Record on Fridays	3-0
Record on Saturdays	4-0
Record on Sundays	4-0
Record in November	8-0
Record in December	6-1
Record in January	4-0
Record in February	0-0
Record in March	0-0
UCLA scores first	14-1
OPP scores first	4-0
UCLA scores fewer than 60 points	0-0
UCLA scores between 60-69 points	0-0
UCLA scores between 70-79 points	2-0
UCLA scores between 80-89 points	7-1
UCLA scores between 90-99 points	3-0
UCLA scores 100 or more points	6-0
OPP scores 100 or more points	0-0
OPP scores between 90-99 points	1-0
OPP scores between 80-89 points	5-1
OPP scores between 70-79 points	6-0
OPP scores between 60-69 points	5-0
OPP scores fewer than 60 points	1-0
The game is decided by 1-2 points	1-1
The game is decided by 3-4 points	0-0
The game is decided by 5-6 points	1-0
The game is decided by 7-9 points	1-0
The game is decided by 10-19 points	9-0
The game is decided by 20-plus points	6-0
UCLA has one double-figure scorer	0-0
UCLA has two double-figure scorers	0-0
UCLA has three double-figure scorers	0-0
UCLA has four double-figure scorers	7-1
UCLA has five double-figure scorers	6-0
UCLA has six double-figure scorers	4-0
UCLA has seven double-figure scorers	1-0
OPP has zero double-figure scorers	0-0
OPP has one double-figure scorer	0-0
OPP has two double-figure scorers	2-0
OPP has three double-figure scorers	7-0
OPP has four double-figure scorers	5-0
OPP has five double-figure scorers	4-1
OPP has six double-figure scorers	0-0
OPP has seven double-figure scorers	0-0
UCLA has more double-figure scorers	13-0
UCLA has fewer double-figure scorers	0-1
Double-figure scorers are the same	5-0

## THE LAST TIME ...

### 100 Points Scored

By UCLA	104 at Colorado (1/12/17)
By Opponent	107 at Arizona (2/14/04)

### 40+ Point Victory

By UCLA	40 (102-62) vs. UC Santa Barbara (12/14/16)
By Opponent	41 (109-68) vs. North Carolina (11/27/97)

### 30+ Point Victory

By UCLA	40 (102-62) vs. UC Santa Barbara (12/14/16)
By Opponent	32 (71-39) at Utah (1/4/15)

### 20+ Point Victory

By UCLA	40 (102-62) vs. UC Santa Barbara (12/14/16)
By Opponent	24 (95-71) vs. USC (3/9/16)

### Overtime Game

UCLA Win	86-81 vs. Stanford (2-OT) (1/8/15)
UCLA Loss	93-96 at Washington (2-OT) (1/1/16)

### Double Overtime Game

UCLA Win	86-81 vs. Stanford (1/8/15)
UCLA Loss	93-96 at Washington (1/1/16)

### Six or More Players in Double-Figure Scoring

By UCLA	6 at Kentucky (12/3/16)
By Opponent	6 vs. USC (3/9/16)

### Five or More Players in Double-Figure Scoring

By UCLA	5 at Utah (1/14/17)
By Opponent	5 at Utah (1/14/17)

### Zero Players Scoring in Double Figures

By UCLA	none since prior to 1991-92
By Opponent	0 vs. CSUN (11/29/15)

### Made 30-39 Field Goals

By UCLA	33-of-68 at Utah (1/14/17)
By Opponent	36-of-66 at Utah (1/14/17)

### Made 40-49 Field Goals

By UCLA	46-of-71 vs. Long Beach State (11/20/16)
By Opponent	41-of-80 at Duke (2/22/98)

### Made 50 or More Field Goals

By UCLA	none since prior to 1991-92
By Opponent	none since prior to 1991-92

### Made Fewer Than 20 Field Goals

By UCLA	16 at Arizona (2/21/15)
By Opponent	19 vs. Colorado (2/20/16)

### Had 70-79 Field Goal Attempts

By UCLA	74 vs. Stanford (1/8/17)
By Opponent	70 vs. UC Riverside (11/30/16)

### Had 80-89 Field Goal Attempts

By UCLA	84 vs. Cal State Fullerton (11/16/09)
By Opponent	83 vs. UC Santa Barbara (12/14/16)

### Had 90-99 Field Goal Attempts

By UCLA	91 vs. Cincinnati (3/17/02)
By Opponent	none since prior to 1991-92

### Had Fewer Than 40 Field Goal Attempts

By UCLA	39 vs. Oregon State (2/12/11)
By Opponent	39 at Oregon State (1/2/09)

### Shot 50 Percent Or Better From The Field

By UCLA	56.5 (35-62) at Colorado (1/12/17)
By Opponent	54.5 (36-66) at Utah (1/14/17)

### Shot 60 Percent Or Better From The Field

By UCLA	67.2 (39-58) vs. Michigan (12/10/16)
By Opponent	61.2 (30-49) at Stanford (2/27/16)

### Shot Less Than 30 Percent From The Field

By UCLA	28.1 (15-52) at Utah (1/4/15)
By Opponent	29.3 (17-58) vs. CSUN (11/29/15)

### Made 10 or More 3-Pointers

By UCLA	19-of-31 at Colorado (1/12/17)
By Opponent	11-of-30 at Oregon (12/28/16)

### Made 15 or More 3-Pointers

By UCLA	19-of-31 at Colorado (1/12/17)
By Opponent	15-of-31 vs. Stanford (1/8/15)

### Made Zero 3-Pointers

By UCLA	0-for-14 vs. Stanford (2/3/00)
By Opponent	0-for-13 vs. California (1/3/13)

### Attempted 30 or More 3-Pointers

By UCLA	31 (19-31) at Colorado (1/12/17)
By Opponent	30 (11-30) at Oregon (12/28/16)

### Shot Over 60 Percent From 3-Point Range

By UCLA	62.5 (15-24) vs. Michigan (12/10/16)
By Opponent	69.2 (9-13) at Oregon (1/24/15)

### Shot Over 70 Percent From 3-Point Range

By UCLA	76.5 (13-17) vs. Northwestern (11/29/13)
By Opponent	90.9 (10-11) vs. Middle Tennessee State (11/15/11)

### Shot Less Than 20 Percent From 3-Point Range

By UCLA	9.1 (1-11) at Utah (1/4/15)
By Opponent	9.1 (1-11) vs. CSUN (11/29/15)

### Made 30-39 Free Throws

By UCLA	31-of-39 vs. CSUN (11/13/16)
By Opponent	30-of-42 vs. Wake Forest (11/25/15)

### Made 40 or More Free Throws

By UCLA	none since prior to 1991-92
By Opponent	none since prior to 1991-92

### Made 5 or Fewer Free Throws

By UCLA	5-of-9 vs. Oregon (3/2/16)
By Opponent	3-of-6 at Utah (1/14/17)

### Had 40-49 Free Throw Attempts

By UCLA	38-of-50 at Washington (1/1/16)
By Opponent	29-of-45 at Arizona (2/12/16)

### Had 50 or More Free Throw Attempts

By UCLA	38-of-50 at Washington (1/1/16)
By Opponent	none since prior to 1991-92

### Shot 80 Percent or Better From the Free Throw Line

By UCLA	93.8 (15-16) at Colorado (1/12/17)
By Opponent	92.3 (12-13) vs. Michigan (12/10/16)

### Shot 90 Percent or Better From the Free Throw Line

By UCLA	93.8 (15-16) at Colorado (1/12/17)
By Opponent	92.3 (12-13) vs. Michigan (12/10/16)

### Shot 100 Percent From the Free Throw Line

By UCLA	6-for-6 at Arizona (2/17/07)
By Opponent	3-for-3 vs. Idaho State (12/15/07)

### Had 50-59 Rebounds

By UCLA	59 at Washington (1/1/16)
By Opponent	50 vs. UC Santa Barbara (12/14/16)

### Had 60 or More Rebounds

By UCLA	60 vs. Monmouth (11/13/15)
By Opponent	None since prior to 1991-92

### Had 20-29 Assists

By UCLA	22 vs. Stanford (1/8/17)
By Opponent	20 at Washington State (1/3/16)

### Had 30 or More Assists

By UCLA	32 at California (2/23/95)
By Opponent	None since prior to 1991-92

### Had 10 or More Blocks

By UCLA	10 vs. UC Santa Barbara (12/14/16)
By Opponent	13 vs. Kentucky (12/20/14)

### Had 15 or More Steals

By UCLA	15 vs. Long Beach State (11/23/14)
By Opponent	16 vs. Monmouth (11/13/15)

### Had 20 or More Steals

By UCLA	20 vs. Wyoming (12/23/08)
By Opponent	22 vs. Maryland (11/27/98)

### Forced 20 or More Turnovers

By UCLA	23 vs. Long Beach State (11/20/16)
By Opponent	20 vs. CSUN (11/13/16)

### Committed Fewer Than 10 Turnovers

By UCLA	7 at Utah (1/14/17)
By Opponent	9 at Utah (1/14/17)

## THE LAST TIME A PLAYER ...

### 30 or More Points Scored

UCLA 37, Bryce Alford, at Colorado (1/12/17)  
Opponent 35, Andrew Andrews, at Washington (1/1/16)

### 35 or More Points Scored

UCLA 37, Bryce Alford, at Colorado (1/12/17)  
Opponent 35, Andrew Andrews, at Washington (1/1/16)

### 40 or More Points Scored

UCLA 44, Jason Kapono, at Washington State (1/4/03)  
Opponent 40, Eddie House, Arizona State (2/17/00)

### Two or More Players Scored 20+ Points

UCLA Bryce Alford (37), Isaac Hamilton (20), at Colorado (1/12/17)  
Opponent Xavier Johnson (21), Derrick White (20), at Colorado (1/12/17)

### Three or More Players Scored 20+ Points

UCLA B. Alford (28), Powell (23), Parker (20), vs. Nicholls State (11/20/14)  
Opponent J. Brown (22), J. Clarkson (21), E. Ross (20), Missouri (12/7/13)

### Two or More Players Scored 25+ Points

UCLA N. Powell (27), J. Adams (25), vs. James Madison (11/15/12)  
Opponent C. Douglas-Roberts (28), D. Rose (25), Memphis (4/5/08)

### Made 15 or More Field Goals

UCLA 15 (15-23), Don MacLean, at Arizona (1/11/92)  
Opponent 15 (15-22), Eddie House, Arizona State (2/17/00)

### Made 20 or More Field Goals

UCLA none since prior to 1991-92  
Opponent none since prior to 1991-92

### Made 6 or More 3-Pointers

UCLA Bryce Alford, 9-for-14, at Colorado (1/12/17)  
Opponent Reese Morgan, 6-for-10, Cal Poly (11/15/15)

### Made 7 or More 3-Pointers

UCLA Bryce Alford, 9-for-14, at Colorado (1/12/17)  
Opponent Jalil Abdul-Bassit, 7-for-12, Oregon (2/14/15)

### Made 8 or More 3-Pointers

UCLA Bryce Alford, 9-for-14, at Colorado (1/12/17)  
Opponent Tyler Bernardini, 8-for-12, Pennsylvania (12/10/11)

### Made 9 or More 3-Pointers

UCLA Bryce Alford, 9-for-14, at Colorado (1/12/17)  
Opponent none since prior to 1996-97

### Made 10 or More 3-Pointers

UCLA has never occurred  
Opponent none since prior to 1996-97

### Made 15 or More Field Goals (and 5 or More 3-Pointers)

UCLA none since prior to 1996-97  
Opponent none since prior to 1996-97

### Made 10 or More Free Throws

UCLA Bryce Alford, 17-of-18, at Washington (1/1/16)  
Opponent Edrice "Bam" Adebayo, 10-of-13, at Kentucky (12/3/16)

### Made 15 or More Free Throws

UCLA Bryce Alford, 17-of-18, at Washington (1/1/16)  
Opponent Andrew Andrews, 17-of-19, at Washington (1/1/16)

### Attempted 20 or More Free Throws

UCLA none since prior to 1996-97  
Opponent none since prior to 1996-97

### Was Perfect With 15 or More Free Throws

UCLA Jordan Adams, 16-of-16, vs. UC Irvine (11/13/12)  
Opponent none since prior to 1996-97

### Had 15 or More Rebounds

UCLA TJ Leaf, 15, vs. Pacific (11/11/16)  
Opponent Ivan Rabb, 20, vs. California (1/5/17)

### Had 20 or More Rebounds

UCLA Kevin Love, 21, at Oregon State (1/26/08)  
Opponent Ivan Rabb, 20, vs. California (1/5/17)

### Had 25 or More Rebounds

UCLA none since prior to 1996-97  
Opponent none since prior to 1996-97

### Two Players Had 10 or More Rebounds

UCLA Lonzo Ball (10), TJ Leaf (10), vs. UC Santa Barbara (12/14/16)  
Opponent Ivan Rabb (20), Kingsley Okoroh (13), California (1/5/17)

### Two or More Players Had Double-Doubles

UCLA Lonzo Ball (13 p, 10 r), TJ Leaf (25 p, 10 r), vs. UC Santa Barbara (12/14/16)  
Opponent J. Brown (16p, 10 r), T. Wallace (14p, 10 r), California (2/25/16)

### Shot 100 Percent From the Field (min. 10 attempts)

By UCLA none since prior to 1991-92  
By Opponent none since prior to 1991-92

### Shot 100 Percent from 3-Point Range (min. 5 attempts)

By UCLA Aaron Holiday, 5-for-5, vs. Michigan (12/10/16)  
By Opponent Jared Stohl, 5-for-5, Portland (11/26/09)

### Had 10 or More Assists

By UCLA Lonzo Ball, 13, vs. UC Riverside (11/30/16)  
By Opponent Jordan McLaughlin, 10, USC (2/4/16)

### Had 10 or More Assists and Zero Turnovers

By UCLA Bryce Alford, 11 assists, at Arizona State (2/14/16)  
By Opponent Zack Rosen, 10 assists, Pennsylvania (12/10/11)

### Had 15 or More Assists

By UCLA Darren Collison, 15, at Arizona (2/17/07)  
By Opponent Phil Pressey, 19, Missouri (12/28/12)

### Had 20+ Points and 10+ Rebounds

By UCLA TJ Leaf (21 pts, 10 rbs) at Oregon State (12/30/16)  
By Opponent Michael Humphrey (27 pts, 14 rbs), Stanford (1/8/17)

### Had 20+ Points and 15+ Rebounds

By UCLA TJ Leaf (22 pts, 15 rbs), vs. Pacific (11/11/16)  
By Opponent Shawn Long (26 pts, 16 rbs), Louisiana-Lafayette (12/15/15)

### Had 25+ Points and 15+ Rebounds

By UCLA Kevon Looney (27 pts, 19 rbs), vs. Stanford (1/8/15)  
By Opponent Shawn Long (26 pts, 16 rbs), Louisiana-Lafayette (12/15/15)

### Had 10+ Points and 10+ Assists

By UCLA Lonzo Ball (16 points, 10 assists), vs. Texas A&M (11/27/16)  
By Opponent T.J. McConnell (10 pts, 11 ast), Arizona (3/13/15)

### Had 15+ Points and 10+ Assists

By UCLA Lonzo Ball (16 points, 10 assists), vs. Texas A&M (11/27/16)  
By Opponent Askia Booker (16 pts, 12 ast), Colorado (2/13/14)

### Had 20+ Points and 10+ Assists

By UCLA Lonzo Ball (20 pts, 11 ast), vs. Long Beach State (11/20/16)  
By Opponent Draymond Green (23 pts, 10 ast), Michigan State (3/17/11)

### Had 5 or More Steals

By UCLA Lonzo Ball, 5, at Utah (1/14/17)  
By Opponent Malik Monk, 5, at Kentucky (12/3/16)

### Had 9 or More Steals

By UCLA Darren Collison, 9, at Oregon State (1/28/06)  
By Opponent none since prior to 1996-97

### Had 5 or More Blocks

By UCLA Thomas Welsh, 5, vs. Monmouth (11/13/15)  
By Opponent Josh Huestis, 5, Stanford (2/22/14)

### Had 7 or More Blocks

By UCLA Tyler Honeycutt, 8, vs. Oregon State (2/12/11)  
By Opponent Jarvis Varnado, 7, vs. Mississippi State (12/12/09)

### Had 20+ Points and 5+ Blocks

By UCLA Jerome Moiso (22 pts, 5 blocks), vs. Arizona State (1/22/00)  
By Opponent Josh Huestis (22 pts, 5 blocks), Stanford (2/22/14)

### Recorded a Triple-Double

By UCLA Kyle Anderson (13p, 12r, 11a), vs. Morehead State (11/22/13)  
By Opponent Draymond Green (23p, 11r, 10a), Michigan State (3/17/11)

### Played 45 or More Minutes

By UCLA Bryce Alford, 48, at Washington, 2-OT (1/1/16)  
By Opponent Dejuante Murray, 47, at Washington, 2-OT (1/1/16)

### Scored 20 or More Points off the Bench

By UCLA Aaron Holiday, 20, vs. Ohio State (12/17/16)  
By Opponent Andre Spight, 21, at Arizona State (2/14/16)

### Scored 25 or More Points off the Bench

By UCLA Jordan Adams, 25, vs. James Madison (11/15/12)  
By Opponent Trevor Releford, 34, Alabama (12/28/13)

### Recorded 10 or More Rebounds off the Bench

By UCLA Thomas Welsh, 12, vs. Oregon State (3/5/16)  
By Opponent Chimezie Metu, 11, USC (3/9/16)



**Game No. 1 - November 11, 2016**  
**Pauley Pavilion - Los Angeles, Calif.**  
**(16) UCLA 119, Pacific 80**

**PACIFIC 80**

NAME	FG	3FG	FT	R	PF	TP	A	MIN
Vuko	3-4	1-1	0-0	8	2	7	0	22
Bowles	3-10	1-4	7-10	2	2	14	2	32
Eleraky	1-3	0-0	0-4	3	2	2	0	15
Wallace	8-15	2-5	3-6	3	4	21	0	24
Taylor	4-7	3-3	0-0	6	4	11	1	20
Montague	0-3	0-2	0-0	1	4	0	1	17
Williams	3-7	2-5	0-0	2	0	8	0	15
Tinsley	1-1	0-0	1-2	0	0	3	0	2
Ursery	3-7	0-0	1-2	3	4	7	2	20
Rector	0-1	0-1	0-0	0	0	0	0	2
Lampkin	1-4	0-1	2-3	2	1	4	1	14
Smith	0-3	0-3	0-1	0	1	0	0	9
Theodorou	1-1	1-1	0-0	1	1	3	0	8
<b>TOTALS</b>	<b>28-66</b>	<b>10-26</b>	<b>14-28</b>	<b>33</b>	<b>25</b>	<b>80</b>	<b>7</b>	<b>200</b>

**UCLA 119**

NAME	FG	3FG	FT	R	PF	TP	A	MIN
Leaf	9-13	2-5	2-5	15	2	22	4	37
Welsh	3-9	0-0	0-0	6	4	6	0	26
Ball	6-8	3-4	4-5	8	2	19	11	34
Hamilton	7-12	3-7	0-0	1	3	17	8	29
Alford	9-13	6-9	6-7	2	3	30	1	32
Holiday	6-10	4-5	2-2	3	5	18	5	24
Wulff, I.	1-1	0-0	1-2	2	0	3	0	2
Goloman	1-1	0-0	2-3	3	5	4	0	6
Smith	0-2	0-0	0-0	0	2	0	0	2
Wulff, A.	0-0	0-0	0-0	1	0	0	0	2
Okwarabizie	0-0	0-0	0-0	1	1	0	0	6
<b>TOTALS</b>	<b>42-69</b>	<b>18-30</b>	<b>17-24</b>	<b>43</b>	<b>27</b>	<b>119</b>	<b>29</b>	<b>200</b>

Halftime Score - UCLA 63, Pacific 39. Team Rebounds - Pacific 2, UCLA 1. Turnovers - Pacific 14, UCLA 12. Technicals - UCLA: Lonzo Ball. Attendance: 8,743. Officials - Bill Vinovich, Shawn Lehigh, Coban Lopez.

**Game No. 2 - November 13, 2016**  
**Pauley Pavilion - Los Angeles, Calif.**  
**(16) UCLA 102, CSUN 87**

**CSUN 87**

NAME	FG	3FG	FT	R	PF	TP	A	MIN
Lubin	3-6	0-0	2-5	13	5	8	0	20
Johns	1-2	0-0	0-0	0	4	2	0	16
Smith	8-14	1-3	4-5	4	3	21	4	34
Johnson	6-13	1-3	2-5	0	2	15	2	32
Parks	7-11	2-2	2-2	3	5	18	1	23
Warren	0-4	0-3	2-3	2	2	2	2	28
Dawson	7-11	1-2	3-3	9	4	18	1	28
Kaba-Camara	1-1	0-0	1-1	0	1	3	0	5
Richardson	0-0	0-0	0-0	0	4	0	0	4
Wilbut	0-4	0-2	0-0	0	0	0	0	6
Theus Jr.	0-0	0-0	0-0	0	0	0	0	4
<b>TOTALS</b>	<b>33-66</b>	<b>5-15</b>	<b>16-24</b>	<b>31</b>	<b>30</b>	<b>87</b>	<b>10</b>	<b>200</b>

**UCLA 102**

NAME	FG	3FG	FT	R	PF	TP	A	MIN
Leaf	4-6	0-1	4-6	6	4	12	4	18
Welsh	3-12	0-0	4-4	13	3	10	2	30
Ball	4-6	1-3	4-6	8	2	13	6	38
Hamilton	9-14	1-4	3-4	3	4	22	1	34
Alford	5-13	2-4	8-8	0	2	20	3	34
Holiday	3-9	1-3	6-7	4	3	13	5	29
Goloman	5-7	0-1	2-4	8	3	12	2	15
Okwarabizie	0-0	0-0	0-0	0	1	0	0	2
<b>TOTALS</b>	<b>33-67</b>	<b>5-16</b>	<b>31-39</b>	<b>44</b>	<b>23</b>	<b>102</b>	<b>23</b>	<b>200</b>

Halftime Score - CSUN 42, UCLA 40. Team Rebounds - UCLA 2, CSUN 0. Turnovers - UCLA 20, CSUN 18. Technicals - None. Attendance: 7,149. Officials - Verne Harris, Chris Rastatter, Eric Curry.

**Game No. 3 - November 17, 2016**  
**Pauley Pavilion - Los Angeles, Calif.**  
**(16) UCLA 88, San Diego 68**

**SAN DIEGO 68**

NAME	FG	3FG	FT	R	PF	TP	A	MIN
Neubauer	6-9	1-4	1-1	3	3	14	1	25
Bailey	7-14	3-4	5-6	9	4	22	3	32
Barrino	1-7	0-0	0-0	6	4	2	4	27
Williams	1-6	1-2	0-0	4	2	3	1	36
Carter III	5-19	3-10	0-0	4	2	13	3	28
Carbone	2-13	2-11	0-0	5	3	6	2	28
Gray	1-4	0-0	2-2	2	0	4	0	11
Ryder	2-3	0-0	0-0	2	2	4	0	13
<b>TOTALS</b>	<b>25-75</b>	<b>10-31</b>	<b>8-9</b>	<b>38</b>	<b>20</b>	<b>68</b>	<b>14</b>	<b>200</b>

**UCLA 88**

NAME	FG	3FG	FT	R	PF	TP	A	MIN
Leaf	11-13	0-1	4-4	10	1	26	1	30
Welsh	4-7	0-0	4-4	11	1	12	0	26
Ball	4-11	1-6	4-6	7	0	13	8	38
Hamilton	5-11	1-6	1-2	3	2	12	6	29
Alford	2-8	1-5	5-5	3	1	10	3	36
Holiday	4-8	2-4	1-1	5	1	11	2	27
Goloman	2-3	0-0	0-0	1	4	4	1	14
<b>TOTALS</b>	<b>32-61</b>	<b>5-22</b>	<b>19-22</b>	<b>43</b>	<b>10</b>	<b>88</b>	<b>21</b>	<b>200</b>

Halftime Score - UCLA 41, San Diego 33. Team Rebounds - San Diego 3, UCLA 3. Turnovers - UCLA 8, San Diego 7. Technicals - None. Attendance: 6,893. Officials - Mike Reed, Keith Kimble, D.G. Nelson.

**Game No. 4 - November 20, 2016**  
**Pauley Pavilion - Los Angeles, Calif.**  
**(16) UCLA 114, Long Beach State 77**

**LONG BEACH STATE 77**

NAME	FG	3FG	FT	R	PF	TP	A	MIN
Levin	3-6	1-2	1-4	9	1	8	2	30
Prince	3-5	0-0	4-5	3	2	10	1	20
Payne	3-8	1-3	0-0	0	3	7	0	15
Griffin	4-8	3-5	0-0	1	0	11	0	15
Bibbins	3-6	2-3	0-0	3	3	8	5	33
Jackson	5-10	0-2	5-7	1	3	15	6	26
Blackwell	4-9	4-6	0-0	0	1	12	1	19
Yussuf	1-3	0-0	0-0	4	1	2	3	11
Riggins	0-0	0-0	0-0	0	0	0	0	4
Shropshire	1-1	0-0	0-0	1	0	2	0	3
Rifkind	0-1	0-1	0-0	0	0	0	0	3
Ogalue	0-0	0-0	0-0	0	0	0	1	3
Moye	0-0	0-0	0-0	1	0	0	0	3
Williams	0-1	0-0	2-4	2	0	2	0	8
Jackson, J.	0-0	0-0	0-0	1	1	0	0	7
<b>TOTALS</b>	<b>27-58</b>	<b>11-22</b>	<b>12-20</b>	<b>28</b>	<b>15</b>	<b>77</b>	<b>19</b>	<b>200</b>

**UCLA 114**

NAME	FG	3FG	FT	R	PF	TP	A	MIN
Leaf	8-12	1-2	4-5	9	3	21	1	30
Welsh	6-9	0-0	0-0	7	4	12	0	23
Ball	8-11	2-3	2-2	2	1	20	11	31
Hamilton	7-13	4-6	0-0	2	1	18	4	27
Alford	5-8	5-6	0-0	2	1	15	6	32
Holiday	7-10	0-2	2-2	2	2	16	5	25
Wulff, I.	0-0	0-0	0-0	0	0	0	0	3
Goloman	3-5	0-0	2-2	3	2	8	0	18
Smith	2-2	0-0	0-0	0	1	4	0	3
Wulff, A.	0-1	0-1	0-0	0	1	0	0	3
Okwarabizie	0-0	0-0	0-0	2	1	0	0	5
<b>TOTALS</b>	<b>46-71</b>	<b>12-20</b>	<b>10-11</b>	<b>32</b>	<b>17</b>	<b>114</b>	<b>27</b>	<b>200</b>

Halftime Score - UCLA 56, Long Beach State 37. Team Rebounds - UCLA 3, Long Beach State 2. Turnovers - Long Beach State 23, UCLA 11. Technicals - None. Attendance: 8,294. Officials - Mike Scypfers, Tony Padilla, Scott Brown.

**Game No. 5 - November 24, 2016**  
**Titan Gym - Fullerton, Calif.**  
**(14) UCLA 99, Portland 77**

**PORTLAND 77**

NAME	FG	3FG	FT	R	PF	TP	A	MIN
Taylor	2-9	1-6	1-2	4	1	6	1	31
Marshall	3-6	2-3	2-2	2	2	10	0	23
Hartwich	0-0	0-0	0-0	6	2	0	0	15
Wintering	5-15	1-2	2-2	6	3	13	2	30
Johnson	9-16	4-7	3-3	2	1	25	4	31
Jackson	2-5	2-3	0-0	1	1	6	1	12
Tyson	5-14	4-11	2-2	4	3	16	0	28
Ferguson	0-0	0-0	0-0	1	1	0	1	7
Barreno	0-3	0-0	0-0	6	3	0	0	14
Smoyer	0-1	0-0	1-2	3	2	1	1	9
<b>TOTALS</b>	<b>26-69</b>	<b>14-32</b>	<b>11-13</b>	<b>37</b>	<b>19</b>	<b>77</b>	<b>10</b>	<b>200</b>

**UCLA 99**

NAME	FG	3FG	FT	R	PF	TP	A	MIN
Leaf	6-9	1-1	1-1	9	3	14	4	28
Welsh	8-10	0-0	0-0	10	3	16	0	26
Ball	6-9	4-7	2-3	4	2	18	11	27
Hamilton	5-13	4-9	2-2	3	0	16	6	30
Alford	4-10	3-8	2-2	1	3	13	2	34
Holiday	4-9	2-4	4-6	5	2	14	5	26
Goloman	3-6	0-0	1-2	6	2	7	1	17
Smith	0-0	0-0	0-0	0	0	0	0	4
Wulff, A.	0-0	0-0	0-0	0	1	0	0	4
Okwarabizie	0-0	0-0	1-2	0	0	1	0	4
<b>TOTALS</b>	<b>36-66</b>	<b>14-29</b>	<b>13-18</b>	<b>40</b>	<b>15</b>	<b>99</b>	<b>29</b>	<b>200</b>

Halftime Score - UCLA 45, Portland 37. Team Rebounds - Portland 2, UCLA 2. Turnovers - Portland 15, UCLA 11. Technicals - None. Attendance: 3,816. Officials - Tom Eades, Earl Walton, Donnie Eppley.

**Game No. 6 - November 25, 2016**  
**Titan Gym - Fullerton, Calif.**  
**(14) UCLA 82, Nebraska 71**

**NEBRASKA 71**

NAME	FG	3FG	FT	R	PF	TP	A	MIN
McVeigh	0-8	0-5	1-2	2	1	1	0	27
Jacobson	3-8	0-2	0-0	6	4	6	0	24
Morrow Jr.	4-6	0-0	0-1	7	1	8	0	25
Webster	8-16	2-3	1-3	7	3	19	7	36
Watson Jr.	10-18	3-7	4-4	3	4	27	3	36
Gill	1-10	1-6	0-0	5	1	3	1	16
Horne	0-1	0-1	0-0	0	1	0	0	7
Taylor	0-1	0-0	0-1	0	0	0	0	8
Roby	1-2	0-0	1-2	1	1	3	0	8
Fuller	0-1	0-0	0-0	0	0	0	0	1
Tshimanga	2-4	0-0	0-0	6	2	4	0	12
<b>TOTALS</b>	<b>29-75</b>	<b>6-24</b>	<b>7-13</b>	<b>42</b>	<b>18</b>	<b>71</b>	<b>11</b>	<b>200</b>

**UCLA 82**

NAME	FG	3FG	FT	R	PF	TP	A	MIN
Leaf	4-9	3-4	1-2	4	2	12	4	26
Welsh	5-8	0-0	2-2	11	1	12	2	28
Ball	5-9	3-5	0-0	3	5	13	7	30
Hamilton	5-12	3-7						

**Game No. 7 - November 27, 2016**  
**Honda Center - Anaheim, Calif.**  
**(14) UCLA 74, Texas A&M 67**

**TEXAS A&M 67**

NAME	FG	3FG	FT	R	PF	TP	A	MIN
Hogg	4-18	0-8	0-0	6	3	8	4	36
Davis	7-13	0-0	2-5	8	2	16	1	27
Trocha-Morelos	4-8	3-6	0-0	9	1	11	1	30
Gilder	6-12	3-6	2-3	5	2	17	3	37
Hampton	1-5	1-2	0-0	1	2	3	2	33
Vila	0-1	0-0	0-2	0	0	0	0	9
Collins	0-0	0-0	0-0	0	0	0	0	1
Miller	0-0	0-0	0-0	0	0	0	0	4
Williams	4-8	0-0	4-5	3	2	12	4	23
<b>TOTALS</b>	<b>26-65</b>	<b>7-22</b>	<b>8-15</b>	<b>36</b>	<b>12</b>	<b>67</b>	<b>15</b>	<b>200</b>

**UCLA 74**

NAME	FG	3FG	FT	R	PF	TP	A	MIN
Leaf	6-9	1-1	0-1	9	3	13	0	32
Welsh	3-7	0-0	0-0	8	4	6	0	27
Ball	6-14	4-9	0-0	5	1	16	10	36
Hamilton	7-15	3-8	0-0	7	2	17	2	30
Alford	3-7	2-5	5-6	3	1	13	3	32
Holiday	2-3	2-3	1-4	2	0	7	3	23
Anigbogu	1-3	0-0	0-0	2	3	2	0	12
Goloman	0-1	0-0	0-2	1	0	0	1	8
<b>TOTALS</b>	<b>28-59</b>	<b>12-26</b>	<b>6-13</b>	<b>42</b>	<b>14</b>	<b>74</b>	<b>19</b>	<b>200</b>

Halftime Score - UCLA 35, Texas A&M 34. Team Rebounds - UCLA 5, Texas A&M 3. Turnovers - UCLA 15, Texas A&M 12. Technicals - None. Attendance: 4,221. Officials - Tom Eades, Ted Valentine, Tony Padilla.

UCLA wins the 2016 Wooden Legacy.

**Game No. 8 - November 30, 2016**  
**Pauley Pavilion - Los Angeles, Calif.**  
**(11) UCLA 98, UC Riverside 56**

**UC RIVERSIDE 56**

NAME	FG	3FG	FT	R	PF	TP	A	MIN
Johnson	7-18	1-6	2-3	6	4	17	1	33
Larsson	1-6	0-0	1-2	2	3	3	0	20
Murray	4-12	2-5	3-4	7	0	13	2	32
Thames	1-9	0-3	0-0	4	0	2	1	23
Martin	2-8	1-3	0-0	2	2	5	0	28
Thomas	4-10	4-5	0-0	3	1	12	2	24
Rwahwire	0-2	0-2	0-0	0	0	0	0	6
Rosser	0-0	0-0	0-0	1	5	0	0	12
Flippin	0-0	0-0	0-0	0	0	0	0	3
Dijkstra	1-4	0-1	0-0	3	2	2	1	16
Jackson	1-1	0-0	0-0	1	0	2	1	3
<b>TOTALS</b>	<b>21-70</b>	<b>8-25</b>	<b>6-9</b>	<b>30</b>	<b>17</b>	<b>56</b>	<b>8</b>	<b>200</b>

**UCLA 98**

NAME	FG	3FG	FT	R	PF	TP	A	MIN
Leaf	9-12	0-1	0-1	10	0	18	2	27
Welsh	6-6	0-0	0-0	12	2	12	3	25
Ball	2-3	0-1	1-2	2	0	5	13	36
Hamilton	9-15	7-12	2-2	6	0	27	1	29
Alford	1-6	1-5	2-2	5	3	5	4	33
Holiday	6-12	3-5	3-3	4	2	18	5	28
Wulff, I.	1-1	0-0	0-0	0	1	2	0	3
Anigbogu	1-4	0-0	3-6	4	3	5	0	10
Smith	0-0	0-0	0-0	0	0	0	0	3
Wulff, A.	2-3	2-3	0-0	0	0	6	1	3
Okwarabizie	0-0	0-0	0-0	2	0	0	0	3
<b>TOTALS</b>	<b>37-62</b>	<b>13-27</b>	<b>11-16</b>	<b>46</b>	<b>11</b>	<b>98</b>	<b>29</b>	<b>200</b>

Halftime Score - UCLA 42, UC Riverside 27. Team Rebounds - UC Riverside 1, UCLA 1. Turnovers - UC Riverside 12, UCLA 12. Technicals - None. Attendance: 6,328. Officials - Tony Padilla, Eric Curry, Marques Pettigrew.

**Game No. 9 - December 3, 2016**  
**Rupp Arena - Lexington, Ky.**  
**(11) UCLA 97, (1) Kentucky 92**

**UCLA 97**

NAME	FG	3FG	FT	R	PF	TP	A	MIN
Leaf	7-12	1-2	2-2	13	3	17	5	32
Welsh	5-7	0-0	4-4	8	5	14	0	19
Ball	5-12	2-8	2-2	6	2	14	7	38
Hamilton	7-13	3-5	2-3	4	1	19	1	33
Alford	4-10	2-5	4-6	0	2	14	1	35
Holiday	4-7	2-3	3-4	0	4	13	4	20
Anigbogu	3-4	0-0	0-0	6	5	6	0	17
Goloman	0-1	0-0	0-0	3	2	0	0	6
<b>TOTALS</b>	<b>35-66</b>	<b>10-23</b>	<b>17-21</b>	<b>41</b>	<b>24</b>	<b>97</b>	<b>18</b>	<b>200</b>

**KENTUCKY 92**

NAME	FG	3FG	FT	R	PF	TP	A	MIN
Adebayo	4-12	0-0	10-13	13	3	18	0	33
Gabriel	1-2	0-1	0-0	8	1	2	0	17
Fox	8-20	1-4	3-5	2	4	20	9	34
Monk	10-19	4-8	0-0	3	3	24	0	36
Briscoe	4-14	0-5	4-7	4	4	12	3	34
Humphries	0-2	0-0	0-0	2	2	0	2	8
Hawkins	2-4	1-2	0-0	1	2	5	0	16
Willis	4-7	2-4	1-2	4	3	11	2	22
<b>TOTALS</b>	<b>33-80</b>	<b>8-24</b>	<b>18-27</b>	<b>38</b>	<b>22</b>	<b>92</b>	<b>16</b>	<b>200</b>

Halftime Score - UCLA 49, Kentucky 45. Team Rebounds - Kentucky 1, UCLA 1. Turnovers - UCLA 18, Kentucky 9. Technicals - None. Attendance: 23,976. Officials - Doug Shows, John Higgins, Bryon Jarrett.

**Game No. 10 - December 10, 2016**  
**Pauley Pavilion - Los Angeles, Calif.**  
**(2) UCLA 102, Michigan 84**

**MICHIGAN 84**

NAME	FG	3FG	FT	R	PF	TP	A	MIN
Wilson	3-6	2-3	0-0	1	3	8	2	24
Wagner	3-4	2-3	3-3	1	4	11	0	20
Walton Jr.	2-7	1-3	4-4	4	2	9	2	33
Abdur-Rahkman	4-11	1-3	2-2	2	3	11	2	32
Irvine	7-14	4-6	0-0	5	1	18	7	37
Simpson	0-0	0-0	0-0	0	1	0	1	9
Wright-Jones	0-0	0-0	0-0	0	1	0	0	1
Teske	0-0	0-0	0-0	2	0	0	0	1
Lonergan	0-0	0-0	0-0	0	0	0	0	1
Robinson	4-8	2-4	3-4	4	2	13	2	22
Watson	1-3	0-2	0-0	0	0	2	0	2
Donnal	5-5	2-2	0-0	2	0	12	0	18
<b>TOTALS</b>	<b>29-58</b>	<b>14-26</b>	<b>12-13</b>	<b>23</b>	<b>17</b>	<b>84</b>	<b>16</b>	<b>200</b>

**UCLA 102**

NAME	FG	3FG	FT	R	PF	TP	A	MIN
Goloman	3-3	0-0	0-0	2	5	6	1	10
Leaf	10-14	1-2	0-1	8	4	21	2	36
Ball	5-8	4-7	5-10	7	1	19	4	34
Hamilton	6-12	2-4	0-0	4	0	14	7	32
Alford	6-10	3-6	3-3	4	1	18	3	32
Holiday	6-7	5-5	0-0	0	1	17	5	27
Wulff, I.	0-0	0-0	0-0	0	0	0	0	1
Anigbogu	3-4	0-0	0-2	4	3	6	1	25
Smith	0-0	0-0	1-2	0	0	1	0	1
Wulff, A.	0-0	0-0	0-0	0	0	0	0	1
Okwarabizie	0-0	0-0	0-0	0	0	0	0	1
<b>TOTALS</b>	<b>39-58</b>	<b>15-24</b>	<b>9-18</b>	<b>30</b>	<b>15</b>	<b>102</b>	<b>23</b>	<b>200</b>

Halftime Score - UCLA 50, Michigan 50. Team Rebounds - Michigan 2, UCLA 1. Turnovers - Michigan 8, UCLA 8. Technicals - None. Attendance: 13,571. Officials - Verne Harris, David Hall, Eric Curry.

**Game No. 11 - December 14, 2016**  
**Pauley Pavilion - Los Angeles, Calif.**  
**(2) UCLA 102, UC Santa Barbara 62**

**UC SANTA BARBARA 62**

NAME	FG	3FG	FT	R	PF	TP	A	MIN
Canty	4-10	0-0	1-4	7	3	9	1	22
Lakoju	5-14	0-0	1-2	12	2	11	0	25
Childress	3-9	1-4	0-0	1	4	7	3	29
Vincent	3-18	2-9	2-2	2	4	10	1	33
Heidegger	4-10	1-4	0-0	4	0	9	1	22
Blackmon	0-4	0-0	0-0	2	0	0	0	5
Powell Jr.	3-7	0-0	2-4	2	2	8	0	11
Kupchak	0-1	0-0	0-0	3	1	0	0	12
Osifeso	0-0	0-0	0-0	1	0	0	0	2
Hart	1-3	0-0	0-0	5	2	2	0	13
Walters	1-1	1-1	0-0	0	0	3	0	2
Terrell	1-5	0-2	1-1	7	2	3	3	20
White	0-0	0-0	0-0	0	0	0	0	2
Slaychert	0-1	0-0	0-0	1	0	0	0	2
<b>TOTALS</b>	<b>25-83</b>	<b>5-20</b>	<b>7-13</b>	<b>50</b>	<b>20</b>	<b>62</b>	<b>9</b>	<b>200</b>

**UCLA 102**

NAME	FG	3FG	FT	R	PF	TP	A	MIN
Goloman	3-3	0-0	1-2	7	2	7	1	23
Leaf	11-17	3-4	0-1	10	1	25	8	30
Ball	5-10	3-6	0-0	10	1	13	7	33
Hamilton	6-15	1-9	0-0	1	2	13	1	31
Alford	5-12	3-10	2-3	2	1	15	2	29
Holiday	5-8	1-4	9-9	3	1	20	6	29
Anigbogu	4-5	0-0	1-1	7	3	9	1	18
Smith	0-0	0-0	0-0	0	0	0	1	2
Wulff, A.	0-1	0-1	0-0	0	0	0	0	2
Okwarabizie	0-0	0-0	0-0	1	0	0	0	3
<b>TOTALS</b>	<b>39-71</b>	<b>11-34</b>	<b>13-16</b>	<b>46</b>	<b>11</b>	<b>102</b>	<b>27</b>	<b>200</b>

Halftime Score - UCLA 54, UC Santa Barbara 30. Team Rebounds - UCLA 5, UC Santa Barbara 3. Turnovers - UC Santa Barbara 14, UCLA 8. Technicals - None. Attendance: 7,484. Officials - Mike Scyphers, Dick Cartmell, Michale Greenstein.

**Game No. 12 - December 17, 2016**  
**T-Mobile Arena - Las Vegas, Nev.**  
**(2) UCLA 86, Ohio State 73**

**OHIO STATE 73**

NAME	FG	3FG	FT	R	PF	TP	A	MIN
Potter	1-3	0-1	1-2	8	1	3	0	16
Tate	7-13	0-1	1-1	2	4	15	1	34
Loving	7-11	3-6	2-2	6	3	19	3	37
Lyle	1-7	1-5	5-6	1	3	8	6	35
Williams	4-11	1-6	0-0	0	2	9	3	25
Jackson	1-2	0-1	0-0	1	2	2	2	5
Thompson	2-3	0-0	0-0	8	3	4	0	23
Bates-Diop	6-12	0-4	1-1	3	2	13	2	25
<b>TOTALS</b>	<b>29-62</b>	<b>5-24</b>	<b>10-12</b>	<b>31</b>	<b>20</b>	<b>73</b>	<b>17</b>	<b>200</b>

**UCLA 86**

NAME	FG	3FG	FT	R	PF	TP	A	MIN
Ball	3-8	2-5	0-0	9	2	8	9	38
Hamilton	8-15	1-5	0-0	8	2	17	3	34
Goloman	1-1	0-0	2-2	4	0	4	1	17
Alford	6-14	4-11	4-5	2	0	20	3	35
Leaf	6-11	1-4	0-2	8	1	13	1	38
Holiday	5-12	2-6	8-10	4	4	20	1	25
Anigbogu	2-3	0-0	0-0	4	4	4	1	13
<b>TOTALS</b>	<b>31</b>							

**Game No. 13 - December 21, 2016**  
**Pauley Pavilion - Los Angeles, Calif.**  
**(2) UCLA 82, Western Michigan 68**

**WESTERN MICHIGAN 68**

NAME	FG	3FG	FT	R	PF	TP	A	MIN
Haymond	8-16	0-2	0-0	3	3	16	0	33
Johnson	0-4	0-0	0-0	2	3	0	0	21
LaMont	2-5	0-0	0-0	1	3	4	0	17
Wildier	10-18	2-4	0-0	5	3	22	4	34
Jones	6-11	0-1	0-0	6	1	12	2	28
Moore	3-7	3-4	0-0	0	4	9	0	26
Davis	0-2	0-1	0-0	5	0	0	2	11
Randall	1-2	0-1	0-0	0	0	2	0	6
Ikongshul	0-1	0-0	0-0	3	0	0	0	3
Dugan	1-3	0-0	1-3	6	2	3	1	21
<b>TOTALS</b>	<b>31-69</b>	<b>5-13</b>	<b>1-3</b>	<b>36</b>	<b>19</b>	<b>68</b>	<b>9</b>	<b>200</b>

**UCLA 82**

NAME	FG	3FG	FT	R	PF	TP	A	MIN
Goloman	2-4	0-0	2-3	6	1	6	3	17
Leaf	6-11	1-2	1-1	8	2	14	1	32
Ball	3-7	0-3	1-2	5	3	7	4	37
Hamilton	5-11	0-2	1-1	8	0	11	5	35
Alford	8-17	4-11	2-3	2	1	22	2	32
Holiday	7-11	1-4	1-1	1	2	16	7	30
Anigbogu	2-5	0-0	2-5	5	1	6	0	17
Smith	0-0	0-0	0-0	0	0	0	0	0+
Wulff, A.	0-0	0-0	0-0	0	0	0	0	0+
<b>TOTALS</b>	<b>33-66</b>	<b>6-22</b>	<b>10-16</b>	<b>39</b>	<b>10</b>	<b>82</b>	<b>22</b>	<b>200</b>

Halftime Score - UCLA 45, Western Michigan 33. Team Rebounds - Western Michigan 5, UCLA 4. Turnovers - Western Michigan 18, UCLA 15. Technicals - None. Attendance: 10,695. Officials - Tom O'Neill, Kevin Brill, Daryl Gelinas.

**Game No. 14 - December 28, 2016**  
**Matthew Knight Arena - Eugene, Ore.**  
**(2) Oregon 89, (2) UCLA 87**

**UCLA 87**

NAME	FG	3FG	FT	R	PF	TP	A	MIN
Welsh	8-11	0-0	4-4	10	2	20	1	27
Leaf	5-8	1-2	2-4	5	4	13	1	32
Ball	5-11	3-8	1-2	3	3	14	6	38
Hamilton	1-6	0-2	0-0	5	1	2	3	24
Alford	7-11	6-10	0-1	4	2	20	1	32
Holiday	2-10	1-3	0-0	1	2	5	7	28
Anigbogu	4-4	0-0	1-1	4	3	9	0	11
Goloman	2-3	0-0	0-0	2	2	4	0	8
<b>TOTALS</b>	<b>34-64</b>	<b>11-25</b>	<b>8-12</b>	<b>35</b>	<b>19</b>	<b>87</b>	<b>19</b>	<b>200</b>

**OREGON 89**

NAME	FG	3FG	FT	R	PF	TP	A	MIN
Bell	5-8	1-1	2-2	7	2	13	0	30
Brooks	9-20	2-8	3-6	9	4	23	4	35
Pritchard	5-8	3-5	2-2	2	3	15	9	31
Dorsey	3-9	1-5	4-6	1	2	11	2	28
Ennis	3-11	1-4	3-4	5	0	10	3	31
Benson	2-2	2-2	0-0	0	2	6	0	13
Boucher	2-8	1-5	4-5	7	1	9	1	27
Bigby-Williams	1-1	0-0	0-0	1	1	2	0	5
<b>TOTALS</b>	<b>30-67</b>	<b>11-30</b>	<b>18-25</b>	<b>37</b>	<b>15</b>	<b>89</b>	<b>19</b>	<b>200</b>

Halftime Score - Oregon 52, UCLA 47. Team Rebounds - Oregon 5, UCLA 1. Turnovers - UCLA 14, Oregon 9. Technicals - None. Attendance: 12,364. Officials - Verne Harris, Mike Reed, Steve Olson.

**Game No. 15 - December 30, 2016**  
**Gill Coliseum - Corvallis, Ore.**  
**(2) UCLA 76, Oregon State 63**

**UCLA 76**

NAME	FG	3FG	FT	R	PF	TP	A	MIN
Welsh	1-2	0-0	0-0	5	4	2	0	20
Leaf	9-13	0-1	3-4	10	1	21	2	34
Ball	7-14	4-8	5-8	6	1	23	7	38
Hamilton	0-10	0-5	0-0	3	2	0	4	28
Alford	4-8	2-5	2-3	2	2	12	2	33
Holiday	3-8	3-6	5-8	4	4	14	6	28
Anigbogu	2-3	0-0	0-0	3	3	4	0	15
Goloman	0-1	0-0	0-0	0	0	0	0	4
<b>TOTALS</b>	<b>26-59</b>	<b>9-25</b>	<b>15-23</b>	<b>36</b>	<b>17</b>	<b>76</b>	<b>21</b>	<b>200</b>

**OREGON STATE 63**

NAME	FG	3FG	FT	R	PF	TP	A	MIN
Eubanks	6-12	0-0	6-8	9	1	18	1	35
Dahlen	1-2	0-0	0-0	3	4	2	1	14
McLaughlin	3-9	2-4	4-5	0	4	12	1	32
Thompson, Jr.	10-17	3-4	2-3	2	2	25	4	39
Manuel	1-8	1-4	0-0	4	1	3	2	37
Sanders	0-0	0-0	0-0	0	0	0	0	1
Muller	0-0	0-0	0-0	2	2	0	0	11
Rakocevic	1-1	1-1	0-0	3	1	3	0	14
Koné	0-3	0-1	0-0	5	0	0	0	17
<b>TOTALS</b>	<b>22-52</b>	<b>7-14</b>	<b>12-16</b>	<b>33</b>	<b>15</b>	<b>63</b>	<b>9</b>	<b>200</b>

Halftime Score - UCLA 34, Oregon State 26. Team Rebounds - Oregon State 5, UCLA 3. Turnovers - Oregon State 16, UCLA 10. Technicals - None. Attendance: 5,596. Officials - Dick Cartmell, Gregory Nixon, Kelly Pfeifer.

**Game No. 16 - January 5, 2017**  
**Pauley Pavilion - Los Angeles, Calif.**  
**(4) UCLA 81, California 71**

**CALIFORNIA 71**

NAME	FG	3FG	FT	R	PF	TP	A	MIN
Rabb	5-12	1-2	6-9	20	4	17	1	39
Okoroh	2-5	0-0	0-0	13	2	4	0	27
Mullins	7-13	5-8	0-0	3	2	19	2	34
Moore	5-17	0-3	3-4	1	2	13	2	28
Bird	1-7	1-4	0-0	1	5	3	0	24
Singer	0-3	0-0	0-0	1	0	0	0	7
Moute a Bidas	0-2	0-1	0-0	0	0	0	0	6
Coleman	7-10	0-0	1-3	5	4	15	0	22
Hamilton	0-0	0-0	0-0	0	0	0	0	3
Domingo	0-0	0-0	0-2	1	1	0	2	9
Rooks	0-0	0-0	0-0	0	0	0	0	1
<b>TOTALS</b>	<b>27-69</b>	<b>7-18</b>	<b>10-18</b>	<b>48</b>	<b>20</b>	<b>71</b>	<b>7</b>	<b>200</b>

**UCLA 81**

NAME	FG	3FG	FT	R	PF	TP	A	MIN
Leaf	7-11	0-1	4-5	11	3	18	3	33
Welsh	4-10	0-0	2-2	6	2	10	0	24
Ball	5-12	1-7	3-4	5	1	14	7	37
Hamilton	1-8	1-3	2-2	2	3	5	2	28
Alford	8-13	5-7	3-4	3	0	24	2	35
Holiday	1-5	0-1	4-4	4	2	6	3	28
Anigbogu	1-1	0-0	0-0	1	4	2	0	5
Goloman	0-2	0-0	2-2	2	3	2	1	10
<b>TOTALS</b>	<b>27-62</b>	<b>7-19</b>	<b>20-23</b>	<b>37</b>	<b>18</b>	<b>81</b>	<b>18</b>	<b>200</b>

Halftime Score - UCLA 44, California 24. Team Rebounds - California 3, UCLA 3. Turnovers - California 13, UCLA 9. Technicals - None. Attendance: 13,659. Officials - Mike Scyphers, Deldre Carr, Randy Heimerman.

**Game No. 17 - January 8, 2017**  
**Pauley Pavilion - Los Angeles, Calif.**  
**(4) UCLA 89, Stanford 75**

**STANFORD 75**

NAME	FG	3FG	FT	R	PF	TP	A	MIN
Humphrey	10-22	1-3	6-8	14	5	27	0	34
Verhoeven	2-3	0-0	0-0	2	1	4	0	11
Pickens	4-13	2-8	2-4	4	3	12	3	36
Sheffield	0-4	0-0	0-0	0	0	0	2	10
Allen, Mar.	2-5	0-0	0-0	1	2	4	0	20
Sanders	0-3	0-1	0-0	1	1	0	0	13
Cartwright	7-16	2-5	2-2	5	3	18	9	34
Allen, Mal.	0-0	0-0	0-0	0	0	0	0	1
Sharma	2-5	0-0	2-2	5	2	6	0	16
Walker	1-3	0-0	2-2	3	2	4	0	20
Stanback	0-0	0-0	0-0	0	0	0	0	5
<b>TOTALS</b>	<b>28-74</b>	<b>5-17</b>	<b>14-18</b>	<b>40</b>	<b>19</b>	<b>75</b>	<b>14</b>	<b>200</b>

**UCLA 89**

NAME	FG	3FG	FT	R	PF	TP	A	MIN
Leaf	5-8	1-1	4-7	10	4	15	6	27
Welsh	3-11	0-0	0-0	7	4	6	0	21
Ball	7-10	4-5	3-4	6	3	21	8	35
Hamilton	6-15	1-7	2-3	5	1	15	0	32
Alford	4-6	4-5	5-8	3	0	17	2	33
Holiday	3-7	1-2	2-2	6	1	9	5	27
Anigbogu	3-4	0-0	0-1	3	2	6	0	14
Goloman	0-1	0-0	0-0	2	1	0	1	11
<b>TOTALS</b>	<b>31-62</b>	<b>11-20</b>	<b>16-25</b>	<b>43</b>	<b>16</b>	<b>89</b>	<b>22</b>	<b>200</b>

Halftime Score - UCLA 48, Stanford 30. Team Rebounds - Stanford 5, UCLA 1. Turnovers - UCLA 16, Stanford 10. Technicals - None. Attendance: 13,659. Officials - Verne Harris, Tony Padilla, Randy McCall.

**Game No. 18 - January 12, 2017**  
**Coors Events Center - Boulder, Colo.**  
**(4) UCLA 104, Colorado 89**

**UCLA 104**

NAME	FG	3FG	FT	R	PF	TP	A	MIN
Leaf	4-7	2-2	2-3	5	3	12	1	28
Welsh	2-7	0-0	0-0	6	5	4	0	19
Ball	3-6	2-5	3-3	2	4	11	8	34
Hamilton	7-11	4-5	2-2	4	2	20	2	33
Alford	11-18	9-14	6-6	2	2	37	1	34
Holiday	5-8	2-5	2-2	3	2	14	3	29
Anigbogu	2-4	0-0	0-0	3	3	4	0	12
Goloman	1-1	0-0	0-0	2	4	2	1	11
<b>TOTALS</b>	<b>35-62</b>	<b>19-31</b>	<b>15-16</b>	<b>28</b>	<b>25</b>	<b>104</b>	<b>16</b>	<b>200</b>

**COLORADO 89**

NAME	FG	3FG	FT	R	PF	TP	A	MIN
Gordon	3-6	0-0	6-10	6	2	12	2	32
Johnson	8-14	3-6	2-4	6	2	21	1	30
Brown	1							

**Game No. 19 - January 14, 2017**  
**Jon M. Huntsman Center - Salt Lake City, Utah**  
**(4) UCLA 83, Utah 82**

**UCLA 83**

NAME	FG	3FG	FT	R	PF	TP	A	MIN
Leaf	5-11	1-2	1-2	10	1	12	2	32
Welsh	6-7	0-0	4-4	8	0	16	1	29
Ball	7-12	3-7	0-0	6	2	17	8	40
Hamilton	3-10	1-7	0-2	0	3	7	0	22
Alford	6-12	3-7	0-1	3	1	15	1	35
Holiday	5-13	1-6	3-4	2	4	14	5	24
Anigbogu	1-3	0-0	0-0	3	1	2	0	9
Goloman	0-0	0-0	0-0	0	1	0	0	9
<b>TOTALS</b>	<b>33-68</b>	<b>9-29</b>	<b>8-13</b>	<b>34</b>	<b>13</b>	<b>83</b>	<b>17</b>	<b>200</b>

**UTAH 82**

NAME	FG	3FG	FT	R	PF	TP	A	MIN
Collette	4-7	0-0	3-5	6	3	11	2	32
Kuzma	7-14	1-4	0-0	11	1	15	6	31
Zamora	2-4	1-2	0-0	1	4	5	1	18
Daniels	7-13	1-3	0-0	5	2	15	4	38
Bonam	9-14	1-5	0-0	2	1	19	4	35
Barefield	5-10	3-5	0-1	2	2	13	1	27
Van Dyke	0-0	0-0	0-0	0	0	0	0	2
Rawson	0-2	0-2	0-0	4	0	0	0	9
Johnson	2-2	0-0	0-0	2	0	4	0	8
<b>TOTALS</b>	<b>36-66</b>	<b>7-21</b>	<b>3-6</b>	<b>35</b>	<b>13</b>	<b>82</b>	<b>18</b>	<b>200</b>

Halftime Score - UCLA 42, Utah 40. Team Rebounds - UCLA 2, Utah 2. Turnovers - Utah 9, UCLA 7. Technicals - None. Attendance: 15,027. Officials - Mike Scyphers, Deldre Carr, Rick Batsell.

**POSITIONAL WATCH LISTS**

Four of UCLA's players, including two freshmen, have been named to 20-man positional watch lists, as announced in October by the Naismith Memorial Basketball Hall of Fame.

**BOB COUSY AWARD:** 6-foot-6 freshman Lonzo Ball has been named to the Bob Cousy Award watch list. The Cousy Award is annually awarded to the nation's premier point guard. Former UCLA standout Kyle Anderson was one of five finalists for the award in 2014.

**JERRY WEST AWARD:** Senior Isaac Hamilton, UCLA's leading returning scorer from last season, has been named to the watch list for the Jerry West Award, bestowed annually to the nation's top shooting guard.

**JOHN R. WOODEN AWARD - MIDSEASON LIST**

Freshmen Lonzo Ball and TJ Leaf are among 25 student-athletes who were named to the midseason watch list for this year's John R. Wooden Award. The Wooden Award honors the nation's top collegiate men's and women's players. Ball and Leaf are two of seven freshmen named to the midseason edition of this year's watch list.

Player	So.	G	Florida State	TJ Leaf	Fr.	F	UCLA
Lonzo Ball	Fr.	G	UCLA	Lauri Markkanen	Fr.	F	Arizona
Joel Berry II	Jr.	G	North Carolina	Kelan Martin	Jr.	F	Butler
Jaron Blossomgame	Sr.	F	Clemson	Frank Mason III	Sr.	G	Kansas
Dillon Brooks	Jr.	F	Oregon	Malik Monk	Fr.	G	Kentucky
De'Aaron Fox	Fr.	G	Kentucky	Monte Morris	Sr.	G	Iowa State
Markelle Fultz	Fr.	G	Washington	Johnathan Motley	Jr.	F	Baylor
Ethan Happ	R-So.	F	Wisconsin	Alec Peters	Sr.	F	Valparaiso
Josh Hart	Sr.	G	Villanova	Caleb Swanigan	So.	F	Purdue
Nigel Hayes	Sr.	F	Wisconsin	Melo Trimble	Jr.	G	Maryland
Josh Jackson	Fr.	G	Kansas	Maurice Watson Jr.	Sr.	G	Creighton
Justin Jackson	Jr.	G/F	North Carolina	Nigel Williams-Goss	Jr.	G	Gonzaga
Luke Kennard	So.	G	Duke				

**UCLA AND THE WOODEN AWARD**

Ed O'Bannon won the John R. Wooden Award at the conclusion of his senior season (1994-95) and Marques Johnson was the first-ever winner of the Wooden Award after his senior year (1976-77). Named after former UCLA head coach John Wooden, the Wooden Award will be presented at the end of this season for the 41st consecutive year. O'Bannon averaged 20.4 points and 8.3 rebounds per game in 1994-95 to help lead UCLA to the NCAA Championship, the program's 11th NCAA title. Johnson registered 21.4 points and 11.1 rebounds per game as a senior in 1976-77.

**KARL MALONE AWARD:** 6-foot-10 freshman TJ Leaf, who excelled at Foothills Christian High School, is among 20 watch list candidates for the Karl Malone Award, annually presented to the nation's top power forward.

**KAREEM ABDUL-JABBAR AWARD:** 7-foot center Thomas Welsh, a junior from Redondo Beach, Calif., has been named as a watch list candidate for the Kareem Abdul-Jabbar Award, honoring the game's top center.

**NAISMITH TROPHY PRESEASON WATCH LIST**

Freshman Lonzo Ball has been named as one of 50 players in the nation to this season's preseason Naismith Trophy watch list. The Naismith Trophy honors the top collegiate player and is annually presented by the Atlanta Tipoff Club. Ball is one of six Pac-12 players selected to this season's watch list and is one of 12 freshmen on the list.

Bam Adebayo	Fr.	F	Kentucky	Malcolm Hill	Sr.	G	Illinois
Grayson Allen	Jr.	G	Duke	Josh Jackson	Fr.	G	Kansas
Jarrett Allen	Fr.	F	Texas	Justin Jackson	Jr.	G/F	North Carolina
Dwayne Bacon	So.	G	Florida State	Kris Jenkins	Sr.	F	Villanova
Lonzo Ball	Fr.	G	UCLA	Peter Jok	Sr.	G	Iowa
V.J. Beachem	Sr.	F	Notre Dame	Moses Kingsley	Sr.	F	Arkansas
Joel Berry II	Jr.	G	North Carolina	Bronson Koenig	Sr.	G	Wisconsin
James Blackmon Jr.	Jr.	G	Indiana	Dedric Lawson	So.	G/F	Memphis
Jaron Blossomgame	Sr.	F	Clemson	Tyler Lydon	So.	F	Syracuse
Trevon Blueitt	Jr.	G	Xavier	Lauri Markkanen	Fr.	F	Arizona
Chris Boucher	Sr.	F	Oregon	Frank Mason III	Sr.	G	Kansas
Miles Bridges	Fr.	G/F	Michigan State	E.C. Matthews	Jr.	G	Rhode Island
Dillon Brooks	Jr.	F	Oregon	Malik Monk	Fr.	G	Kentucky
Thomas Bryant	So.	C	Indiana	Monte Morris	Sr.	G	Iowa State
Troy Caupain	Sr.	G	Cincinnati	Jonathan Motley	Jr.	F	Baylor
Tyler Davis	So.	C	Texas A&M	Austin Nichols	Jr.	F	Virginia
Jawun Evans	So.	G	Oklahoma State	London Perrantes	Sr.	G	Virginia
De'Aaron Fox	Fr.	G	Kentucky	Alec Peters	Sr.	F	Valparaiso
Markelle Fultz	Fr.	G	Washington	Ivan Rabb	So.	F	California
Jack Gibbs	Sr.	G	Davidson	Dennis Smith Jr.	Fr.	G	N.C. State
Harry Giles	Fr.	F	Duke	Edmond Sumner	So.	G	Xavier
Devonte' Graham	Jr.	G	Kansas	Caleb Swanigan	So.	F	Purdue
Ethan Happ	R-So.	F	Wisconsin	Jayson Tatum	Fr.	F	Duke
Josh Hart	Sr.	G	Villanova	Melo Trimble	Jr.	G	Maryland
Nigel Hayes	Sr.	F	Wisconsin	Nigel Williams-Goss	Jr.	G	Gonzaga

---

## PRINCE ALI (23)

SOPHOMORE – G – 6-3, 190 – The Bronx, N.Y. (The Sagmont School (FL))

### SEASON/CAREER BEST PERFORMANCES

Category	Season High	Career High
Points	---	12 (twice), last at Arizona State (2/4/16)
Rebounds	---	5 vs. Long Beach State (12/6/15)
Assists	---	2 (3 times), last vs. Utah (2/18/16)
Steals	---	2 (twice), last vs. Colorado (2/20/16)
Blocks	---	1 (3 times), last at Arizona State (2/14/16)
Minutes	---	22 at Arizona State (2/14/16)
FG Made	---	4 (4 times), last at Arizona State (2/14/16)
FG Att.	---	9 vs. CSUN (11/29/15)
3PPG Made	---	2 (3 times), last at Arizona State (2/14/16)
3PPG Att.	---	4 (twice), last vs. CSUN (11/29/15)
FT Made	---	7 vs. Pepperdine (11/19/15)
FT Att.	---	7 vs. Pepperdine (11/19/15)

### KEY NOTES ON PRINCE ALI

- Underwent surgery to repair a torn meniscus (right knee) on July 15, 2016 ... returned to practice in early January and has decided to redshirt in 2016-17
- Played in 29 of UCLA's 32 games during the 2015-16 season, averaging 3.9 points and 1.1 rebounds in 11.8 minutes per game
- Scored in double figures in three games during his freshman campaign

### PRINCE ALI'S CAREER STATISTICS

Season	Yr.	G-GS	MIN	MPG	FG-FGA	PCT	3FGA	PCT	FT-FTA	PCT	OR	DR	TOT	RPG	PF-DQ	A	TO	BS	S	PTS	PPG
2015-16	FR	29-0	342	11.8	40-103	.388	12-40	.300	21-37	.568	5	26	31	1.1	36-0	11	23	3	11	113	3.9
CAREER		29-0	342	11.8	40-103	.388	12-40	.300	21-37	.568	5	26	31	1.1	36-0	11	23	3	11	113	3.9

---

## ARMANI DODSON (5)

FRESHMAN – G – 6-5, 190 – Fontana, Calif. (Kaiser HS)

### KEY NOTES ON ARMANI DODSON

- Has not played in any games this season ... was sidelined through the first five weeks of the season with a right shoulder injury ... returned to practice in mid-December
- Entered his freshman season at UCLA after a strong career playing varsity basketball and football at Kaiser High School in Fontana, Calif.
- As a senior at Kaiser High School, secured first-team All-CIF Southern Section honors, averaging 16.0 ppg, 10.5 rpg, 3.8 apg and 1.5 spg

---

## ALEX OLESINSKI (0)

SOPHOMORE – F – 6-10, 200 – Roswell, N.M. (La Lumiere School (IN))

### SEASON/CAREER BEST PERFORMANCES

Category	Season High	Career High
Points	---	7 vs. Monmouth (11/13/15)
Rebounds	---	7 vs. Wake Forest (11/25/15)
Assists	---	1 (4 times), last vs. Louisiana-Lafayette (12/15/15)
Steals	---	1 (5 times), last vs. Colorado (2/20/16)
Blocks	---	---
Minutes	---	19 vs. Kansas (11/24/15)
FG Made	---	3 vs. Monmouth (11/13/15)
FG Att.	---	6 vs. Monmouth (11/13/15)
3PPG Made	---	1 vs. Monmouth (11/13/15)
3PPG Att.	---	2 vs. Kansas (11/24/15)
FT Made	---	3 (twice), last at Washington (1/1/16)
FT Att.	---	4 (twice), last at Washington (1/1/16)

### KEY NOTES ON ALEX OLESINSKI

- Was injured with a stress reaction (left foot) from early November through the end of December ... has decided to redshirt in 2016-17
- During the team's overseas trip to Australia (Aug. 2016), averaged 6.3 points and 4.0 rebounds per game in three contests
- As a freshman in 2015-16, averaged 1.2 points and 2.0 rebounds in 7.0 minutes per game (23 games)

### ALEX OLESINSKI'S CAREER STATISTICS

Season	Yr.	G-GS	MIN	MPG	FG-FGA	PCT	3FGA	PCT	FT-FTA	PCT	OR	DR	TOT	RPG	PF-DQ	A	TO	BS	S	PTS	PPG
2015-16	FR	23-0	161	7.0	7-26	.269	1-7	.143	13-20	.650	21	25	46	2.0	34-0	4	10	0	5	28	1.2
CAREER		23-0	161	7.0	7-26	.269	1-7	.143	13-20	.650	21	25	46	2.0	34-0	4	10	0	5	28	1.2

# BRYCE ALFORD (20)

SENIOR – G – 6-3, 185 – Albuquerque, N.M. (La Cueva HS)

## SEASON/CAREER BEST PERFORMANCES

Category	Season High	Career High
Points	37 at Colorado (1/12/14)	37 at Colorado (1/12/14)
Rebounds	6 vs. Nebraska (11/25/16)	7 vs. USC (3/12/15)
Assists	6 vs. Long Beach State (11/20/16)	13 vs. Nicholls State (11/20/14)
Steals	4 vs. Long Beach State (11/20/16)	5 at Missouri (12/7/13)
Blocks	1 (twice), last at Oregon (12/28/16)	1 (7 times), last at Oregon (12/28/16)
Minutes	36 vs. San Diego (11/17/16)	49 vs. Oregon (2/27/14)
FG Made	11 at Colorado (1/12/17)	11 at Colorado (1/12/17)
FG Att.	18 at Colorado (1/12/17)	21 at Washington (1/1/16)
3PPG Made	9 at Colorado (1/12/17)	9 (twice), last at Colorado (1/12/17)
3PPG Att.	14 at Colorado (1/12/17)	14 at Colorado (1/12/17)
FT Made	8 vs. CSUN (11/13/16)	17 at Washington (1/1/16)
FT Att.	8 (twice), last vs. Stanford (1/8/17)	18 at Washington (1/1/16)

## KEY NOTES ON BRYCE ALFORD

- Midway through his senior season, has averaged 17.8 points, 2.6 rebounds and 2.3 assists per game, starting all 19 contests
- Through games played Jan. 15, ranks third in the Pac-12 in scoring (17.8 ppg) and third in three-point percentage (46.8%, 65/139)
- Ranks No. 14 on the school's all-time scoring list (1,702 points in 124 career games) ... has averaged 13.7 points per game in his UCLA career
- Earned Pac-12 Player of the Week honors (Jan. 16) for the second time in his career after averaging 26.0 points per game in wins at Colorado and Utah
- Scored a career-high 37 points in the team's 104-89 win at Colorado (Jan. 12) ... has scored at least 20 points in seven games this season
- Has scored in double figures in 86 career games, including 76 of UCLA's last 87 contests – since the start of his sophomore year (2014-15)
- Ranks second all-time at UCLA in career three-point field goals made (278), trailing all-time leader Jason Kapono (317) by 39 three-pointers

## BRYCE ALFORD'S 2016-17 GAME-BY-GAME STATISTICS

Opponent	Date	gs	min	Total		3-Pointers		Free throws		Rebounds				pf	a	t/o	blk	stl	pts	avg
				fg-fga	pct	3fg-fga	pct	ft-fta	pct	off	def	tot	avg							
PACIFIC	11/11/16	*	32	9-13	.692	6-9	.667	6-7	.857	1	1	2	2.0	3	1	2	0	2	30	30.0
CSUN	11/13/16	*	34	5-13	.385	2-4	.500	8-8	1.000	0	0	0	1.0	2	3	2	0	1	20	25.0
SAN DIEGO	11/17/16	*	36	2-8	.250	1-5	.200	5-5	1.000	0	3	3	1.7	1	3	1	0	0	10	20.0
LONG BEACH STATE	11/20/16	*	32	5-8	.625	5-6	.833	0-0	.000	0	2	2	1.8	1	6	2	0	4	15	18.8
vs Portland	11/24/16	*	34	4-10	.400	3-8	.375	2-2	1.000	0	1	1	1.6	3	2	0	1	1	13	17.6
vs Nebraska	11/25/16	*	35	7-14	.500	0-6	.000	4-4	1.000	2	4	6	2.3	1	2	0	0	0	18	17.7
vs Texas A&M	11/27/16	*	32	3-7	.429	2-5	.400	5-6	.833	1	2	3	2.4	1	3	0	0	2	13	17.0
UC RIVERSIDE	11/30/16	*	33	1-6	.167	1-5	.200	2-2	1.000	0	5	5	2.8	3	4	1	0	0	5	15.5
at Kentucky	12/03/16	*	35	4-10	.400	2-5	.400	4-6	.667	0	0	0	2.4	2	1	3	0	0	14	15.3
MICHIGAN	12/10/16	*	32	6-10	.600	3-6	.500	3-3	1.000	0	4	4	2.6	1	3	2	0	0	18	15.6
UC SANTA BARBARA	12/14/16	*	29	5-12	.417	3-10	.300	2-3	.667	0	2	2	2.5	1	2	0	0	1	15	15.5
vs Ohio State	12/17/16	*	35	6-14	.429	4-11	.364	4-5	.800	0	2	2	2.5	0	3	1	0	0	20	15.9
WESTERN MICHIGAN	12/21/16	*	32	8-17	.471	4-11	.364	2-3	.667	0	2	2	2.5	1	2	4	0	0	22	16.4
at Oregon	12/28/16	*	32	7-11	.636	6-10	.600	0-1	.000	0	4	4	2.6	2	1	0	1	0	20	16.6
at Oregon State	12/30/16	*	33	4-8	.500	2-5	.400	2-3	.667	0	2	2	2.5	2	2	4	0	2	12	16.3
CALIFORNIA	01/05/17	*	35	8-13	.615	5-7	.714	3-4	.750	1	2	3	2.6	0	2	0	0	0	24	16.8
STANFORD	01/08/17	*	33	4-6	.667	4-5	.800	5-8	.625	0	3	3	2.6	0	2	1	0	0	17	16.8
at Colorado	01/12/17	*	34	11-18	.611	9-14	.643	6-6	1.000	0	2	2	2.6	2	1	0	0	0	37	17.9
at Utah	01/14/17	*	35	6-12	.500	3-7	.429	0-1	.000	0	3	3	2.6	1	1	1	0	0	15	17.8
Totals			19	633	105-210	.500	65-139	.468	63-77	.818	5	44	49	2.6	27	44	24	13	338	17.8

## BRYCE ALFORD'S CAREER STATISTICS

Season	gp-gs	min/avg	Total		3-Point		F-Throws		Rebounds				Scoring							
			fg-fga	pct	fg-fga	pct	ft-fta	pct	off	def	tot	avg	pf	fo	ast	to	blk	stl	pts	avg
2013-14	37-1	855/23.1	83-216	.384	47-122	.385	82-102	.804	4	61	65	1.8	45	0	102	48	4	30	295	8.0
2014-15	36-36	1307/36.3	171-432	.396	93-238	.391	119-142	.838	6	108	114	3.2	54	1	176	89	1	34	554	15.4
2015-16	32-32	1160/36.2	157-408	.385	73-199	.367	128-154	.831	9	113	122	3.8	41	0	167	63	0	23	515	16.1
2016-17	19-19	633/33.3	105-210	.500	65-139	.468	63-77	.818	5	44	49	2.6	27	0	44	24	2	13	338	17.8
TOTAL	124-88	3955/31.9	516-1266	.408	278-698	.398	392-475	.825	24	326	350	2.8	167	1	489	224	7	100	1702	13.7



# IKE ANIGBOGU (13)

FRESHMAN – F/C – 6-10, 250 – Corona, Calif. (Centennial HS)

## SEASON/CAREER BEST PERFORMANCES

Category	Season High	Career High
Points	9 (twice), last at Oregon (12/28/16)	9 (twice), last at Oregon (12/28/16)
Rebounds	7 vs. UC Santa Barbara (12/14/16)	7 vs. UC Santa Barbara (12/14/16)
Assists	1 (4 times), last vs. Ohio State (12/17/16)	1 (4 times), last vs. Ohio State (12/17/16)
Steals	1 (twice), last at Oregon (12/28/16)	1 (twice), last at Oregon (12/28/16)
Blocks	4 (twice), last vs. UC Santa Barbara (12/14/16)	4 (twice), last vs. UC Santa Barbara (12/14/16)
Minutes	25 vs. Michigan (12/10/16)	25 vs. Michigan (12/10/16)
FG Made	4 (twice), last at Oregon (12/28/16)	4 (twice), last at Oregon (12/28/16)
FG Att.	5 (twice), last vs. Western Michigan (12/21/16)	5 (twice), last vs. Western Michigan (12/21/16)
3PFG Made	---	---
3PFG Att.	---	---
FT Made	3 vs. UC Riverside (11/30/16)	3 vs. UC Riverside (11/30/16)
FT Att.	6 vs. UC Riverside (11/30/16)	6 vs. UC Riverside (11/30/16)

## KEY NOTES ON IKE ANIGBOGU

- Through 14 games, has averaged 4.8 points, 3.6 rebounds and 1.5 blocks per game as a freshman
- Has averaged 13.1 minutes per game off the bench and has recorded at least one blocked shot in 10 of 14 games (at least two blocks in seven contests)
- Had arthroscopic surgery on his right knee (Oct. 25, 2016) and missed the first four weeks of the regular season

## IKE ANIGBOGU'S 2016-17 GAME-BY-GAME STATISTICS

Opponent	Date	gs	min	Total		3-Pointers		Free throws		Rebounds				pf	a	t/o	blk	stl	pts	avg
				fg-fga	pct	3fg-fga	pct	ft-fa	pct	off	def	tot	avg							
PACIFIC	11/11/16	dnp		-	-	-	-	-	-	-	-	-	-	-	-	-	-	-	-	-
CSUN	11/13/16	dnp		-	-	-	-	-	-	-	-	-	-	-	-	-	-	-	-	-
SAN DIEGO	11/17/16	dnp		-	-	-	-	-	-	-	-	-	-	-	-	-	-	-	-	-
LONG BEACH STATE	11/20/16	dnp		-	-	-	-	-	-	-	-	-	-	-	-	-	-	-	-	-
vs Portland	11/24/16	dnp		-	-	-	-	-	-	-	-	-	-	-	-	-	-	-	-	-
vs Nebraska	11/25/16	6		1-1	1.000	0-0	.000	0-0	.000	0	2	2	2.0	2	1	1	2	0	2	2.0
vs Texas A&M	11/27/16	12		1-3	.333	0-0	.000	0-0	.000	1	1	2	2.0	3	0	1	2	0	2	2.0
UC RIVERSIDE	11/30/16	10		1-4	.250	0-0	.000	3-6	.500	2	2	4	2.7	3	0	0	1	1	5	3.0
at Kentucky	12/03/16	17		3-4	.750	0-0	.000	0-0	.000	4	2	6	3.5	5	0	2	2	0	6	3.8
MICHIGAN	12/10/16	25		3-4	.750	0-0	.000	0-2	.000	1	3	4	3.6	3	1	0	4	0	6	4.2
UC SANTA BARBARA	12/14/16	18		4-5	.800	0-0	.000	1-1	1.000	0	7	7	4.2	3	1	1	4	0	9	5.0
vs Ohio State	12/17/16	13		2-3	.667	0-0	.000	0-0	.000	1	3	4	4.1	4	1	2	0	0	4	4.9
WESTERN MICHIGAN	12/21/16	17		2-5	.400	0-0	.000	2-5	.400	1	4	5	4.3	1	0	1	2	0	6	5.0
at Oregon	12/28/16	11		4-4	1.000	0-0	.000	1-1	1.000	3	1	4	4.2	3	0	3	0	1	9	5.4
at Oregon State	12/30/16	15		2-3	.667	0-0	.000	0-0	.000	2	1	3	4.1	3	0	0	1	0	4	5.3
CALIFORNIA	01/05/17	5		1-1	1.000	0-0	.000	0-0	.000	1	0	1	3.8	4	0	0	1	0	2	5.0
STANFORD	01/08/17	14		3-4	.750	0-0	.000	0-1	.000	0	3	3	3.8	2	0	1	2	0	6	5.1
at Colorado	01/12/17	12		2-4	.500	0-0	.000	0-0	.000	0	3	3	3.7	3	0	0	0	0	4	5.0
at Utah	01/14/17	9		1-3	.333	0-0	.000	0-0	.000	1	2	3	3.6	1	0	0	0	0	2	4.8
Totals		0	184	30-48	.625	0-0	.000	7-16	.438	17	34	51	3.6	40	4	12	21	2	67	4.8

## IKE ANIGBOGU'S CAREER STATISTICS

Season	gp-gs	min/avg	Total		3-Point		F-Throws		Rebounds				Scoring							
			fg-fga	pct	fg-fga	pct	ft-fa	pct	off	def	tot	avg	pf	fo	ast	to	blk	stl	pts	avg
2016-17	14-0	184/13.1	30-48	.625	0-0	.000	7-16	.438	17	34	51	3.6	40	1	4	12	21	2	67	4.8
TOTAL	14-0	184/13.1	30-48	.625	0-0	.000	7-16	.438	17	34	51	3.6	40	1	4	12	21	2	67	4.8

# LONZO BALL (2)

FRESHMAN – G – 6-6, 190 – Chino Hills, Calif. (Chino Hills HS)

## SEASON/CAREER BEST PERFORMANCES

Category	Season High	Career High
Points	23 at Oregon State (12/30/16)	23 at Oregon State (12/30/16)
Rebounds	10 vs. UC Santa Barbara (12/14/16)	10 vs. UC Santa Barbara (12/14/16)
Assists	13 vs. UC Riverside (11/30/16)	13 vs. UC Riverside (11/30/16)
Steals	5 at Utah (1/14/17)	5 at Utah (1/14/17)
Blocks	3 (twice), last vs. Western Michigan (12/21/16)	3 (twice), last vs. Western Michigan (12/21/16)
Minutes	40 at Utah (1/14/17)	40 at Utah (1/14/17)
FG Made	8 vs. Long Beach State (11/20/16)	8 vs. Long Beach State (11/20/16)
FG Att.	14 (twice), last at Oregon State (12/30/16)	14 (twice), last at Oregon State (12/30/16)
3PPG Made	4 (4 times), last at Oregon State (12/30/16)	4 (4 times), last at Oregon State (12/30/16)
3PPG Att.	9 vs. Texas A&M (11/27/16)	9 vs. Texas A&M (11/27/16)
FT Made	5 (twice), last at Oregon State (12/30/16)	5 (twice), last at Oregon State (12/30/16)
FT Att.	10 vs. Michigan (12/10/16)	10 vs. Michigan (12/10/16)

## KEY NOTES ON LONZO BALL

- Has averaged 14.6 points, 5.5 rebounds and a league-best 8.0 assists per game ... through Jan. 15, ranked second in the nation in assists per game (8.0)
- No college player, other than Ball, has averaged at least 10.0 points, 4.0 rebounds and 7.0 assists per game this season
- Has been named to the 25-man midseason watch list for the John R. Wooden Award, along with UCLA classmate TJ Leaf
- Prior to the season, was selected as one of 20 candidates to the preseason watch list for the Bob Cousy Award, annually given to the nation's top point guard
- Enters this Thursday's game as the conference's leader in assists per game (8.0) and assist-turnover ratio (3.5) ... ranks No. 13 in the Pac-12 in field goal percentage (53.0%)
- Set the UCLA freshman single-game assists record (13) against UC Riverside on Nov. 30 ... has totaled 10 or more assists in five of UCLA's 19 games
- Was named Wooden Legacy tournament MVP (Nov. 27) and Pac-12 Player of the Week (Nov. 28) after having averaged 15.7 points, 9.3 assists and 4.0 rebounds in three wins
- Became UCLA's first player to record a point-assist double-double in his debut as a freshman (19 points, 11 assists and eight rebounds versus Pacific, Nov. 11)

## LONZO BALL'S 2016-17 GAME-BY-GAME STATISTICS

Opponent	Date	gs	min	Total		3-Pointers		Free throws		Rebounds				pf	a	t/o	blk	stl	pts	avg	
				fg-fga	pct	3fg-fga	pct	ft-fta	pct	off	def	tot	avg								
PACIFIC	11/11/16	*	34	6-8	.750	3-4	.750	4-5	.800	0	8	8	8.0	2	11	1	0	2	19	19.0	
CSUN	11/13/16	*	38	4-6	.667	1-3	.333	4-6	.667	3	5	8	8.0	2	6	5	0	2	13	16.0	
SAN DIEGO	11/17/16	*	38	4-11	.364	1-6	.167	4-6	.667	1	6	7	7.7	0	8	1	2	1	13	15.0	
LONG BEACH STATE	11/20/16	*	31	8-11	.727	2-3	.667	2-2	1.000	0	2	2	6.3	1	11	2	0	1	20	16.3	
vs Portland	11/24/16	*	27	6-9	.667	4-7	.571	2-3	.667	0	4	4	5.8	2	11	2	0	2	18	16.6	
vs Nebraska	11/25/16	*	30	5-9	.556	3-5	.600	0-0	.000	1	2	3	5.3	5	7	1	1	0	13	16.0	
vs Texas A&M	11/27/16	*	36	6-14	.429	4-9	.444	0-0	.000	1	4	5	5.3	1	10	5	3	1	16	16.0	
UC RIVERSIDE	11/30/16	*	36	2-3	.667	0-1	.000	1-2	.500	0	2	2	4.9	0	13	1	2	3	5	14.6	
at Kentucky	12/03/16	*	38	5-12	.417	2-8	.250	2-2	1.000	0	6	6	5.0	2	7	6	1	1	14	14.6	
MICHIGAN	12/10/16	*	34	5-8	.625	4-7	.571	5-10	.500	2	5	7	5.2	1	4	3	0	3	19	15.0	
UC SANTA BARBARA	12/14/16	*	33	5-10	.500	3-6	.500	0-0	.000	2	8	10	5.6	1	7	1	0	0	13	14.8	
vs Ohio State	12/17/16	*	38	3-8	.375	2-5	.400	0-0	.000	1	8	9	5.9	2	9	2	0	3	8	14.3	
WESTERN MICHIGAN	12/21/16	*	37	3-7	.429	0-3	.000	1-2	.500	1	4	5	5.8	3	4	1	3	1	7	13.7	
at Oregon	12/28/16	*	38	5-11	.455	3-8	.375	1-2	.500	0	3	3	5.6	3	6	2	1	0	14	13.7	
at Oregon State	12/30/16	*	38	7-14	.500	4-8	.500	5-8	.625	0	6	6	5.7	1	7	2	2	1	23	14.3	
CALIFORNIA	01/05/17	*	37	5-12	.417	1-7	.143	3-4	.750	0	5	5	5.6	1	7	2	1	3	14	14.3	
STANFORD	01/08/17	*	35	7-10	.700	4-5	.800	3-4	.750	1	5	6	5.6	3	8	2	2	3	21	14.7	
at Colorado	01/12/17	*	34	3-6	.500	2-5	.400	3-3	1.000	0	2	2	5.4	4	8	3	0	3	11	14.5	
at Utah	01/14/17	*	40	7-12	.583	3-7	.429	0-0	.000	1	5	6	5.5	2	8	1	0	5	17	14.6	
Totals			19	672	96-181	.530	46-107	.430	40-59	.678	14	90	104	5.5	36	152	43	18	35	278	14.6

## LONZO BALL'S CAREER STATISTICS

Season	gp-gs	min/avg	Total		3-Point		F-Throws		Rebounds				Scoring							
			fg-fga	pct	fg-fga	pct	ft-fta	pct	off	def	tot	avg	pf	fo	ast	to	blk	stl	pts	avg
2016-17	19-19	672/35.4	96-181	.530	46-107	.430	40-59	.678	14	90	104	5.5	36	1	152	43	18	35	278	14.6
TOTAL	19-19	672/35.4	96-181	.530	46-107	.430	40-59	.678	14	90	104	5.5	36	1	152	43	18	35	278	14.6

# GYÖRGY "G.G." GOLOMAN (14)

JUNIOR - F - 6-11, 215 - Körmend, Hungary (The Sagemont School [FL])

## SEASON/CAREER BEST PERFORMANCES

Category	Season High	Career High
Points	12 vs. CSUN (11/13/16)	12 vs. CSUN (11/13/16)
Rebounds	8 vs. CSUN (11/13/16)	8 vs. CSUN (11/13/16)
Assists	3 vs. Western Michigan (12/21/16)	3 (3 times), last vs. Western Michigan (12/21/16)
Steals	1 (5 times), last vs. Western Michigan (12/21/16)	4 at Oregon State (1/22/15)
Blocks	3 (twice), last vs. UC Santa Barbara (12/14/16)	3 (twice), last vs. UC Santa Barbara (12/14/16)
Minutes	23 vs. UC Santa Barbara (12/14/16)	28 vs. USC (3/12/15)
FG Made	5 vs. CSUN (11/13/16)	5 vs. CSUN (11/13/16)
FG Att.	7 vs. CSUN (11/13/16)	7 (twice), last vs. CSUN (11/13/16)
3PPG Made	---	2 vs. USC (3/12/15)
3PPG Att.	1 vs. CSUN (11/13/16)	3 (twice), last vs. USC (3/12/15)
FT Made	2 (6 times), last vs. California (1/5/17)	2 (7 times), last vs. California (1/5/17)
FT Att.	4 vs. CSUN (11/13/16)	4 (twice), last vs. CSUN (11/13/16)

## KEY NOTES ON GYÖRGY "G.G." GOLOMAN

- Has averaged 3.9 points, 3.1 rebounds and 0.9 blocks in 18 games ... did not play against UC Riverside on Nov. 30 (sprained right ankle)
- Recorded career highs (12 points, eight rebounds) in the team's 102-87 win versus CSUN (Nov. 13)
- Has blocked at least one shot in 10 of his 18 games played, including a career-high three blocks against CSUN (Nov. 13) and UC Santa Barbara (Dec. 14)
- Started in place of Thomas Welsh in four non-conference games in December while Welsh recovered from a bruised right knee (Dec. 10-21)
- Missed UCLA's first 17 games during his sophomore season (2015-16) as he recovered from a stress fracture below the knee in his right leg
- Arrived in the United States (Florida) for his senior year of high school (2013-14) and enrolled at UCLA as a freshman in the summer of 2014

## GYÖRGY "G.G." GOLOMAN'S 2016-17 GAME-BY-GAME STATISTICS

Opponent	Date	gs	min	Total		3-Pointers		Free throws		Rebounds				pf	a	t/o	blk	stl	pts	avg	
				fg-fga	pct	3fg-fga	pct	ft-fa	pct	off	def	tot	avg								
PACIFIC	11/11/16		6	1-1	1.000	0-0	.000	2-3	.667	2	1	3	3.0	5	0	2	0	0	4	4.0	
CSUN	11/13/16		15	5-7	.714	0-1	.000	2-4	.500	3	5	8	5.5	3	2	1	3	1	12	8.0	
SAN DIEGO	11/17/16		14	2-3	.667	0-0	.000	0-0	.000	0	1	1	4.0	4	1	2	1	0	4	6.7	
LONG BEACH STATE	11/20/16		18	3-5	.600	0-0	.000	2-2	1.000	0	3	3	3.8	2	0	1	0	0	8	7.0	
vs Portland	11/24/16		17	3-6	.500	0-0	.000	1-2	.500	1	5	6	4.2	2	1	1	1	0	7	7.0	
vs Nebraska	11/25/16		12	2-3	.667	0-0	.000	0-1	.000	2	2	4	4.2	1	2	1	2	1	4	6.5	
vs Texas A&M	11/27/16		8	0-1	.000	0-0	.000	0-2	.000	0	1	1	3.7	0	1	0	0	0	0	5.6	
UC RIVERSIDE	11/30/16		dnp	-	-	-	-	-	-	-	-	-	-	-	-	-	-	-	-	-	
at Kentucky	12/03/16		6	0-1	.000	0-0	.000	0-0	.000	0	3	3	3.6	2	0	0	0	0	0	4.9	
MICHIGAN	12/10/16	*	10	3-3	1.000	0-0	.000	0-0	.000	2	0	2	3.4	5	1	0	0	0	6	5.0	
UC SANTA BARBARA	12/14/16	*	23	3-3	1.000	0-0	.000	1-2	.500	1	6	7	3.8	2	1	1	3	1	7	5.2	
vs Ohio State	12/17/16	*	17	1-1	1.000	0-0	.000	2-2	1.000	2	2	4	3.8	0	1	1	1	1	4	5.1	
WESTERN MICHIGAN	12/21/16	*	17	2-4	.500	0-0	.000	2-3	.667	3	3	6	4.0	1	3	1	2	1	6	5.2	
at Oregon	12/28/16		8	2-3	.667	0-0	.000	0-0	.000	0	2	2	3.8	2	0	0	0	1	4	5.1	
at Oregon State	12/30/16		4	0-1	.000	0-0	.000	0-0	.000	0	0	0	3.6	0	0	0	0	0	0	4.7	
CALIFORNIA	01/05/17		10	0-2	.000	0-0	.000	2-2	1.000	1	1	2	3.5	3	1	1	1	2	2	4.5	
STANFORD	01/08/17		11	0-1	.000	0-0	.000	0-0	.000	1	1	2	3.4	1	1	1	0	1	0	4.3	
at Colorado	01/12/17		11	1-1	1.000	0-0	.000	0-0	.000	0	2	2	3.3	4	1	2	1	0	2	4.1	
at Utah	01/14/17		9	0-0	.000	0-0	.000	0-0	.000	0	0	0	3.1	1	0	2	1	0	0	3.9	
Totals			4	216	28-46	.609	0-1	.000	14-23	.609	18	38	56	3.1	38	16	17	16	9	70	3.9

## GYÖRGY "G.G." GOLOMAN'S CAREER STATISTICS

Season	gp-gs	min/avg	Total		3-Point		F-Throws		Rebounds				Scoring							
			fg-fga	pct	fg-fga	pct	ft-fa	pct	off	def	tot	avg	pf	fo	ast	to	blk	stl	pts	avg
2014-15	35-0	377/10.8	19-42	.452	6-12	.500	2-9	.222	8	45	53	1.5	63	0	20	18	10	15	46	1.3
2015-16	15-0	181/12.1	11-33	.333	2-9	.222	6-16	.375	18	23	41	2.7	34	1	4	10	6	5	30	2.0
2016-17	18-4	216/12.0	28-46	.609	0-1	.000	14-23	.609	18	38	56	3.1	38	2	16	17	16	9	70	3.9
TOTAL	68-4	774/11.4	58-121	.479	8-22	.364	22-48	.458	44	106	150	2.2	135	3	40	45	32	29	146	2.1

# ISAAC HAMILTON (10)

SENIOR – G – 6-5, 195 – Los Angeles, Calif. (St. John Bosco HS)

## SEASON/CAREER BEST PERFORMANCES

Category	Season High	Career High
Points	27 vs. UC Riverside (11/30/16)	36 vs. USC (3/12/15)
Rebounds	8 (twice), llast vs. Western Michigan (12/21/16)	11 vs. McNeese State (12/22/15)
Assists	8 vs. Pacific (11/11/16)	10 vs. Washington (2/25/15)
Steals	3 vs. Western Michigan (12/21/16)	4 (twice), last vs. McNeese State (12/22/15)
Blocks	1 (3 times), last at Oregon State (12/30/16)	1 (11 times), last at Oregon State (12/30/16)
Minutes	35 vs. Western Michigan (12/21/16)	43 (twice), last at Washington (1/1/16)
FG Made	9 (twice), last vs. UC Riverside (11/30/16)	13 vs. USC (3/12/15)
FG Att.	15 (5 times), last vs. Stanford (1/8/17)	23 vs. Oregon State (3/5/16)
3PFG Made	7 vs. UC Riverside (11/30/16)	7 (twice), last vs. UC Riverside (11/30/16)
3PFG Att.	12 vs. UC Riverside (11/30/16)	13 vs. Oregon State (3/5/16)
FT Made	3 vs. CSUN (11/13/16)	6 (twice), last vs. Arizona State (1/9/16)
FT Att.	4 vs. CSUN (11/13/16)	8 vs. Kentucky (12/3/15)

## KEY NOTES ON ISAAC HAMILTON

- Has totaled 1,186 career points midway through his third season playing at UCLA ... ranks No. 41 on UCLA's all-time scoring list
- Crossed the 1,000 career point mark during the Bruins' 99-77 win over Portland (Nov. 24) at Cal State Fullerton in the Wooden Legacy
- Has scored in double figures in 44 of UCLA's last 51 games, dating back to the start of the Bruins' 2015-16 campaign (Hamilton's sophomore season)
- Totaled a season-high 27 points in the win over UC Riverside (Nov. 30) ... has scored at least 20 points in three games this season
- Entered the 2016-17 season as the Pac-12's leading returning scorer from one year ago (16.8 ppg last year)
- As a sophomore in 2015-16, scored a career-high 36 points in UCLA's 96-70 win over USC in the Pac-12 Tournament (March 12, 2015)

## ISAAC HAMILTON'S 2016-17 GAME-BY-GAME STATISTICS

Opponent	Date	gs	min	Total		3-Pointers		Free throws		Rebounds				pf	a	t/o	blk	stl	pts	avg	
				fg-fga	pct	3fg-fga	pct	ft-fa	pct	off	def	tot	avg								
PACIFIC	11/11/16	*	29	7-12	.583	3-7	.429	0-0	.000	0	1	1	1.0	3	8	3	0	1	17	17.0	
CSUN	11/13/16	*	34	9-14	.643	1-4	.250	3-4	.750	1	2	3	2.0	4	1	3	0	0	22	19.5	
SAN DIEGO	11/17/16	*	29	5-11	.455	1-6	.167	1-2	.500	0	3	3	2.3	2	6	1	0	1	12	17.0	
LONG BEACH STATE	11/20/16	*	27	7-13	.538	4-6	.667	0-0	.000	0	2	2	2.3	1	4	1	0	1	18	17.3	
vs Portland	11/24/16	*	30	5-13	.385	4-9	.444	2-2	1.000	0	3	3	2.4	0	6	4	0	2	16	17.0	
vs Nebraska	11/25/16	*	34	5-12	.417	3-7	.429	2-2	1.000	1	4	5	2.8	3	0	4	0	0	15	16.7	
vs Texas A&M	11/27/16	*	30	7-15	.467	3-8	.375	0-0	.000	1	6	7	3.4	2	2	3	1	1	17	16.7	
UC RIVERSIDE	11/30/16	*	29	9-15	.600	7-12	.583	2-2	1.000	0	6	6	3.8	0	1	1	0	0	27	18.0	
at Kentucky	12/03/16	*	33	7-13	.538	3-5	.600	2-3	.667	1	3	4	3.8	1	1	2	1	1	19	18.1	
MICHIGAN	12/10/16	*	32	6-12	.500	2-4	.500	0-0	.000	2	2	4	3.8	0	7	0	0	0	14	17.7	
UC SANTA BARBARA	12/14/16	*	31	6-15	.400	1-9	.111	0-0	.000	0	1	1	3.5	2	1	2	0	2	13	17.3	
vs Ohio State	12/17/16	*	34	8-15	.533	1-5	.200	0-0	.000	4	4	8	3.9	2	3	1	0	1	17	17.3	
WESTERN MICHIGAN	12/21/16	*	35	5-11	.455	0-2	.000	1-1	1.000	3	5	8	4.2	0	5	3	0	3	11	16.8	
at Oregon	12/28/16	*	24	1-6	.167	0-2	.000	0-0	.000	1	4	5	4.3	1	3	3	0	0	2	15.7	
at Oregon State	12/30/16	*	28	0-10	.000	0-5	.000	0-0	.000	1	2	3	4.2	2	4	2	1	0	0	14.7	
CALIFORNIA	01/05/17	*	28	1-8	.125	1-3	.333	2-2	1.000	0	2	2	4.1	3	2	1	0	0	5	14.1	
STANFORD	01/08/17	*	32	6-15	.400	1-7	.143	2-3	.667	2	3	5	4.1	1	0	5	0	1	15	14.1	
at Colorado	01/12/17	*	33	7-11	.636	4-5	.800	2-2	1.000	1	3	4	4.1	2	2	2	0	1	20	14.4	
at Utah	01/14/17	*	22	3-10	.300	1-7	.143	0-2	.000	0	0	0	3.9	3	0	1	0	0	7	14.1	
Totals			19	574	104-231	.450	40-113	.354	19-25	.760	18	56	74	3.9	32	56	42	3	15	267	14.1

## ISAAC HAMILTON'S CAREER STATISTICS

Season	gp-gs	min/avg	Total		3-Point		F-Throws		Rebounds				Scoring							
			fg-fga	pct	fg-fga	pct	ft-fa	pct	off	def	tot	avg	pf	fo	ast	to	blk	stl	pts	avg
2014-15	36-36	1222/33.9	139-340	.409	59-152	.388	44-64	.688	38	84	122	3.4	83	1	116	83	6	32	381	10.6
2015-16	32-32	1128/35.2	206-436	.472	60-159	.377	66-82	.805	31	104	135	4.2	69	1	106	76	2	33	538	16.8
2016-17	19-19	574/30.2	104-231	.450	40-113	.354	19-25	.760	18	56	74	3.9	32	0	56	42	3	15	267	14.1
TOTAL	87-87	2924/33.6	449-1007	.446	159-424	.375	129-171	.754	87	244	331	3.8	184	2	278	201	11	80	1186	13.6

# AARON HOLIDAY (3)

SOPHOMORE – G – 6-1, 185 – Chatsworth, Calif. (Campbell Hall HS)

## SEASON/CAREER BEST PERFORMANCES

Category	Season High	Career High
Points	20 (twice), last vs. Ohio State (12/17/16)	20 (twice), last vs. Ohio State (12/17/16)
Rebounds	6 vs. Stanford (1/8/17)	8 vs. Kentucky (12/3/15)
Assists	7 (twice), last at Oregon (12/28/16)	7 (6 times), last at Oregon (12/28/16)
Steals	5 vs. Ohio State (12/17/16)	5 (twice), last vs. Ohio State (12/17/16)
Blocks	1 (3 times), last vs. California (1/5/17)	3 vs. McNeese State (12/22/15)
Minutes	30 vs. Western Michigan (12/21/16)	36 vs. Pepperdine (11/19/15)
FG Made	7 (twice), last vs. Western Michigan (12/21/16)	7 (3 times), last vs. Western Michigan (12/21/16)
FG Att.	13 at Utah (1/14/17)	15 at Washington State (1/3/16)
3PFG Made	5 vs. Michigan (12/10/16)	5 vs. Michigan (12/10/16)
3PFG Att.	6 (3 times), last at Utah (1/14/17)	6 (4 times), last at Utah (1/14/17)
FT Made	9 vs. UC Santa Barbara (12/14/16)	9 vs. UC Santa Barbara (12/14/16)
FT Att.	10 vs. Ohio State (12/17/16)	10 vs. Ohio State (12/17/16)

## KEY NOTES ON AARON HOLIDAY

- Through 19 games as a sophomore, has averaged 13.2 points, 3.1 rebounds and 4.5 assists per game
- Ranks fifth in the Pac-12 in assists per game (4.5) and is fifth among all Pac-12 players in three-point field goal percentage (45.8%), through Jan. 15
- Scored a career-high 20 points in back-to-back wins against UC Santa Barbara (Dec. 14) and Ohio State (Dec. 17)
- Has made at least two three-point field goals in 10 of the Bruins' 19 games ... had a season-high five three-pointers in UCLA's win against Michigan (Dec. 10)
- In 51 collegiate games, has scored in double figures 34 times, including in 14 of the Bruins' 19 contests this season

## AARON HOLIDAY'S 2016-17 GAME-BY-GAME STATISTICS

Opponent	Date	gs	min	Total		3-Pointers		Free throws		Rebounds				pf	a	t/o	blk	stl	pts	avg
				fg-fga	pct	3fg-fga	pct	ft-fa	pct	off	def	tot	avg							
PACIFIC	11/11/16		24	6-10	.600	4-5	.800	2-2	1.000	1	2	3	3.0	5	5	0	0	1	18	18.0
CSUN	11/13/16		29	3-9	.333	1-3	.333	6-7	.857	1	3	4	3.5	3	5	4	0	0	13	15.5
SAN DIEGO	11/17/16		27	4-8	.500	2-4	.500	1-1	1.000	0	5	5	4.0	1	2	3	0	1	11	14.0
LONG BEACH STATE	11/20/16		25	7-10	.700	0-2	.000	2-2	1.000	0	2	2	3.5	2	5	2	0	2	16	14.5
vs Portland	11/24/16		26	4-9	.444	2-4	.500	4-6	.667	1	4	5	3.8	2	5	1	0	1	14	14.4
vs Nebraska	11/25/16		29	3-6	.500	0-1	.000	0-1	.000	0	5	5	4.0	2	3	1	0	0	6	13.0
vs Texas A&M	11/27/16		23	2-3	.667	2-3	.667	1-4	.250	0	2	2	3.7	0	3	4	0	1	7	12.1
UC RIVERSIDE	11/30/16		28	6-12	.500	3-5	.600	3-3	1.000	1	3	4	3.8	2	5	5	0	1	18	12.9
at Kentucky	12/03/16		20	4-7	.571	2-3	.667	3-4	.750	0	0	0	3.3	4	4	1	1	1	13	12.9
MICHIGAN	12/10/16		27	6-7	.857	5-5	1.000	0-0	.000	0	0	0	3.0	1	5	3	0	0	17	13.3
UC SANTA BARBARA	12/14/16		29	5-8	.625	1-4	.250	9-9	1.000	0	3	3	3.0	1	6	2	1	4	20	13.9
vs Ohio State	12/17/16		25	5-12	.417	2-6	.333	8-10	.800	2	2	4	3.1	4	1	3	0	5	20	14.4
WESTERN MICHIGAN	12/21/16		30	7-11	.636	1-4	.250	1-1	1.000	0	1	1	2.9	2	7	4	0	2	16	14.5
at Oregon	12/28/16		28	2-10	.200	1-3	.333	0-0	.000	0	1	1	2.8	2	7	3	0	1	5	13.9
at Oregon State	12/30/16		28	3-8	.375	3-6	.500	5-8	.625	0	4	4	2.9	4	6	2	0	3	14	13.9
CALIFORNIA	01/05/17		28	1-5	.200	0-1	.000	4-4	1.000	0	4	4	2.9	2	3	2	1	0	6	13.4
STANFORD	01/08/17		27	3-7	.429	1-2	.500	2-2	1.000	0	6	6	3.1	1	5	5	0	1	9	13.1
at Colorado	01/12/17		29	5-8	.625	2-5	.400	2-2	1.000	0	3	3	3.1	2	3	3	0	0	14	13.2
at Utah	01/14/17		24	5-13	.385	1-6	.167	3-4	.750	1	1	2	3.1	4	5	0	0	3	14	13.2
Totals		0	506	81-163	.497	33-72	.458	56-70	.800	7	51	58	3.1	44	85	48	3	27	251	13.2

## AARON HOLIDAY'S CAREER STATISTICS

Season	gp-gs	min/avg	Total		3-Point		F-Throws		Rebounds				Scoring							
			fg-fga	pct	fg-fga	pct	ft-fa	pct	off	def	tot	avg	pf	fo	ast	to	blk	stl	pts	avg
2015-16	32-32	1013/31.7	114-289	.394	39-93	.419	64-88	.727	19	77	96	3.0	103	7	127	92	8	45	331	10.3
2016-17	19-0	506/26.6	81-163	.497	33-72	.458	56-70	.800	7	51	58	3.1	44	1	85	48	3	27	251	13.2
TOTAL	51-32	1519/29.8	195-452	.431	72-165	.436	120-158	.759	26	128	154	3.0	147	8	212	140	11	72	582	11.4

# TJ LEAF (22)

FRESHMAN – F – 6-10, 225 – El Cajon, Calif. (Foothills Christian HS)

## SEASON/CAREER BEST PERFORMANCES

Category	Season High	Career High
Points	26 vs. San Diego (11/17/16)	26 vs. San Diego (11/17/16)
Rebounds	15 vs. Pacific (11/11/16)	15 vs. Pacific (11/11/16)
Assists	8 vs. UC Santa Barbara (12/14/16)	8 vs. UC Santa Barbara (12/14/16)
Steals	3 at Oregon State (12/30/16)	3 at Oregon State (12/30/16)
Blocks	2 (8 times), last vs. Stanford (1/8/17)	2 (8 times), last vs. Stanford (1/8/17)
Minutes	38 vs. Ohio State (12/17/16)	38 vs. Ohio State (12/17/16)
FG Made	11 (twice), last vs. UC Santa Barbara (12/14/16)	11 (twice), last vs. UC Santa Barbara (12/14/16)
FG Att.	17 vs. UC Santa Barbara (12/14/16)	17 vs. UC Santa Barbara (12/14/16)
3PFG Made	3 (twice), last vs. UC Santa Barbara (12/14/16)	3 (twice), last vs. UC Santa Barbara (12/14/16)
3PFG Att.	5 vs. Pacific (11/11/16)	5 vs. Pacific (11/11/16)
FT Made	4 (5 times), last vs. Stanford (1/8/17)	4 (5 times), last vs. Stanford (1/8/17)
FT Att.	7 vs. Stanford (1/8/17)	7 vs. Stanford (1/8/17)

## KEY NOTES ON TJ LEAF

- Ranks second on the team and fifth in the Pac-12 in scoring (16.8 ppg) ... also ranks fifth in the Pac-12 in rebounding (8.9 rpg), through Jan. 15
- One of 20 players named to the preseason Karl Malone Award watch list, an award bestowed upon the nation's top power forward
- Has been listed to the 25-man midseason watch list for the 2017 John R. Wooden Award (along with UCLA classmate Lonzo Ball)
- Currently leads all Pac-12 players in field goal percentage (64.1%) and three-point field goal percentage (51.3%)
- Through Jan. 15, ranked seventh in the country in overall field goal percentage (64.1%) and No. 52 in rebounds per game (8.9 rpg)
- Earned Pac-12 Player of the Week honors on Dec. 5 (wins over UC Riverside and at Kentucky) and Dec. 19 (wins over UC Santa Barbara and Ohio State)
- Has totaled nine double-doubles in 19 games, finishing one rebound shy of a double-double in three contests
- Leaf has been UCLA's only player to score in double figures in all 19 games this season

## TJ LEAF'S 2016-17 GAME-BY-GAME STATISTICS

Opponent	Date	gs	min	Total		3-Pointers		Free throws		Rebounds				Other					pts	avg	
				fg-fga	pct	3fg-fga	pct	ft-fga	pct	off	def	tot	avg	pf	a	t/o	blk	stl			
PACIFIC	11/11/16	*	37	9-13	.692	2-5	.400	2-5	.400	6	9	15	15.0	2	4	3	1	1	22	22.0	
CSUN	11/13/16	*	18	4-6	.667	0-1	.000	4-6	.667	2	4	6	10.5	4	4	3	2	0	12	17.0	
SAN DIEGO	11/17/16	*	30	11-13	.846	0-1	.000	4-4	1.000	2	8	10	10.3	1	1	0	2	1	26	20.0	
LONG BEACH STATE	11/20/16	*	30	8-12	.667	1-2	.500	4-5	.800	1	8	9	10.0	3	1	1	1	1	21	20.3	
vs Portland	11/24/16	*	28	6-9	.667	1-1	1.000	1-1	1.000	2	7	9	9.8	3	4	1	0	0	14	19.0	
vs Nebraska	11/25/16	*	26	4-9	.444	3-4	.750	1-2	.500	0	4	4	8.8	2	4	0	2	0	12	17.8	
vs Texas A&M	11/27/16	*	32	6-9	.667	1-1	1.000	0-1	.000	3	6	9	8.9	3	0	2	1	1	13	17.1	
UC RIVERSIDE	11/30/16	*	27	9-12	.750	0-1	.000	0-1	.000	1	9	10	9.0	0	2	3	2	0	18	17.3	
at Kentucky	12/03/16	*	32	7-12	.583	1-2	.500	2-2	1.000	4	9	13	9.4	3	5	2	1	1	17	17.2	
MICHIGAN	12/10/16	*	36	10-14	.714	1-2	.500	0-1	.000	2	6	8	9.3	4	2	0	0	0	21	17.6	
UC SANTA BARBARA	12/14/16	*	30	11-17	.647	3-4	.750	0-1	.000	5	5	10	9.4	1	8	1	2	1	25	18.3	
vs Ohio State	12/17/16	*	38	6-11	.545	1-4	.250	0-2	.000	2	6	8	9.3	1	1	4	0	2	13	17.8	
WESTERN MICHIGAN	12/21/16	*	32	6-11	.545	1-2	.500	1-1	1.000	2	6	8	9.2	2	1	1	2	1	14	17.5	
at Oregon	12/28/16	*	32	5-8	.625	1-2	.500	2-4	.500	1	4	5	8.9	4	1	1	1	0	13	17.2	
at Oregon State	12/30/16	*	34	9-13	.692	0-1	.000	3-4	.750	6	4	10	8.9	1	2	0	2	3	21	17.5	
CALIFORNIA	01/05/17	*	33	7-11	.636	0-1	.000	4-5	.800	1	10	11	9.1	3	3	3	1	1	18	17.5	
STANFORD	01/08/17	*	27	5-8	.625	1-1	1.000	4-7	.571	4	6	10	9.1	4	6	0	2	1	15	17.4	
at Colorado	01/12/17	*	28	4-7	.571	2-2	1.000	2-3	.667	3	2	5	8.9	3	1	2	0	1	12	17.1	
at Utah	01/14/17	*	32	5-11	.455	1-2	.500	1-2	.500	1	9	10	8.9	1	2	1	0	0	12	16.8	
Totals			19	582	132-206	.641	20-39	.513	35-57	.614	48	122	170	8.9	45	52	28	22	15	319	16.8

## TJ LEAF'S CAREER STATISTICS

Season	gp-gs	min/avg	Total		3-Point		F-Throws		Rebounds				Other					Scoring		
			fg-fga	pct	fg-fga	pct	ft-fga	pct	off	def	tot	avg	pf	fo	ast	to	blk	stl	pts	avg
2016-17	19-19	582/30.6	132-206	.641	20-39	.513	35-57	.614	48	122	170	8.9	45	0	52	28	22	15	319	16.8
TOTAL	19-19	582/30.6	132-206	.641	20-39	.513	35-57	.614	48	122	170	8.9	45	0	52	28	22	15	319	16.8



# IKENNA OKWARABIZIE (34)

JUNIOR – C – 6-9, 250 – Lagos, Nigeria (Tyler Junior College [TX])

## SEASON/CAREER BEST PERFORMANCES

Category	Season High	Career High
Points	1 vs. Portland (11/25/16)	1 vs. Portland (11/25/16)
Rebounds	2 (3 times), last vs. UC Riverside (11/30/16)	2 (3 times), last vs. UC Riverside (11/30/16)
Assists	---	---
Steals	1 vs. Portland (11/25/16)	1 vs. Portland (11/25/16)
Blocks	---	---
Minutes	6 vs. Pacific (11/11/16)	6 vs. Pacific (11/11/16)
FG Made	---	---
FG Att.	---	1 (twice), last at Arizona State (2/14/16)
3PFG Made	---	---
3PFG Att.	---	---
FT Made	1 vs. Portland (11/25/16)	1 vs. Portland (11/25/16)
FT Att.	2 vs. Portland (11/25/16)	2 vs. Portland (11/25/16)

## KEY NOTES ON IKENNA OKWARABIZIE

- Has played in seven games this season, recording a career-high six minutes in the team's season-opening win against Pacific (Nov. 11)
- Now in his second season at UCLA, has played in 14 career games ... transferred to UCLA in the summer of 2015 from Tyler Junior College (Texas)
- Grew up in Lagos, Nigeria and spent his final two years of high school in the United States (St. Louis, Mo., and Iowa City, Iowa)

## IKENNA OKWARABIZIE'S 2016-17 GAME-BY-GAME STATISTICS

Opponent	Date	gs	min	Total		3-Pointers		Free throws		Rebounds				pf	a	t/o	blk	stl	pts	avg	
				fg-fga	pct	3fg-fga	pct	ft-fta	pct	off	def	tot	avg								
PACIFIC	11/11/16		6	0-0	.000	0-0	.000	0-0	.000	0	1	1	1.0	1	0	0	0	0	0	0.0	
CSUN	11/13/16		2	0-0	.000	0-0	.000	0-0	.000	0	0	0	0.5	1	0	1	0	0	0	0.0	
SAN DIEGO	11/17/16	dnp		-	-	-	-	-	-	-	-	-	-	-	-	-	-	-	-	-	
LONG BEACH STATE	11/20/16		5	0-0	.000	0-0	.000	0-0	.000	0	2	2	1.0	1	0	1	0	0	0	0.0	
vs Portland	11/24/16		4	0-0	.000	0-0	.000	1-2	.500	0	0	0	0.8	0	0	1	0	1	1	0.3	
vs Nebraska	11/25/16	dnp		-	-	-	-	-	-	-	-	-	-	-	-	-	-	-	-	-	
vs Texas A&M	11/27/16	dnp		-	-	-	-	-	-	-	-	-	-	-	-	-	-	-	-	-	
UC RIVERSIDE	11/30/16		3	0-0	.000	0-0	.000	0-0	.000	0	2	2	1.0	0	0	0	0	0	0	0.2	
at Kentucky	12/03/16	dnp		-	-	-	-	-	-	-	-	-	-	-	-	-	-	-	-	-	
MICHIGAN	12/10/16		1	0-0	.000	0-0	.000	0-0	.000	0	0	0	0.8	0	0	0	0	0	0	0.2	
UC SANTA BARBARA	12/14/16		3	0-0	.000	0-0	.000	0-0	.000	0	1	1	0.9	0	0	0	0	0	0	0.1	
vs Ohio State	12/17/16	dnp		-	-	-	-	-	-	-	-	-	-	-	-	-	-	-	-	-	
WESTERN MICHIGAN	12/21/16	dnp		-	-	-	-	-	-	-	-	-	-	-	-	-	-	-	-	-	
at Oregon	12/28/16	dnp		-	-	-	-	-	-	-	-	-	-	-	-	-	-	-	-	-	
at Oregon State	12/30/16	dnp		-	-	-	-	-	-	-	-	-	-	-	-	-	-	-	-	-	
CALIFORNIA	01/05/17	dnp		-	-	-	-	-	-	-	-	-	-	-	-	-	-	-	-	-	
STANFORD	01/08/17	dnp		-	-	-	-	-	-	-	-	-	-	-	-	-	-	-	-	-	
at Colorado	01/12/17	dnp		-	-	-	-	-	-	-	-	-	-	-	-	-	-	-	-	-	
at Utah	01/14/17	dnp		-	-	-	-	-	-	-	-	-	-	-	-	-	-	-	-	-	
<b>Totals</b>			0	24	0-0	.000	0-0	.000	1-2	.500	0	6	6	0.9	3	0	3	0	1	1	0.1

## IKENNA OKWARABIZIE'S CAREER STATISTICS

Season	gp-gs	min/avg	Total		3-Point		F-Throws		Rebounds				Scoring								
			fg-fga	pct	fg-fga	pct	ft-fta	pct	off	def	tot	avg	pf	fo	ast	to	blk	stl	pts	avg	
2015-16	7-0	13/1.9	0-2	.000	0-0	.000	0-0	.000	1	3	4	0.6	4	0	0	2	0	0	0	0	0.0
2016-17	7-0	24/3.4	0-0	.000	0-0	.000	1-2	.500	0	6	6	0.9	3	0	0	3	0	1	1	0.1	
<b>TOTAL</b>	14-0	37/2.6	0-2	.000	0-0	.000	1-2	.500	1	9	10	0.7	7	0	0	5	0	1	1	0.1	

# JERROLD SMITH (15)

SENIOR – G – 6-0, 165 – Los Angeles, Calif. (St. Bernard's HS)

## SEASON/CAREER BEST PERFORMANCES

Category	Season High	Career High
Points	4 vs. Long Beach State (11/20/16)	4 vs. Long Beach State (11/20/16)
Rebounds	---	1 vs. Colorado (2/20/16)
Assists	1 vs. UC Santa Barbara (12/14/16)	1 (twice), last vs. UC Santa Barbara (12/14/16)
Steals	1 (twice), last vs. UC Santa Barbara (12/14/16)	1 (twice), last vs. UC Santa Barbara (12/14/16)
Blocks	---	---
Minutes	4 vs. Portland (11/24/16)	4 vs. Portland (11/24/16)
FG Made	2 vs. Long Beach State (11/20/16)	2 vs. Long Beach State (11/20/16)
FG Att.	2 vs. Long Beach State (11/20/16)	2 vs. Long Beach State (11/20/16)
3PFG Made	---	---
3PFG Att.	---	1 vs. Colorado (2/20/16)
FT Made	1 vs. Michigan (12/10/16)	1 vs. Michigan (12/10/16)
FT Att.	2 vs. Michigan (12/10/16)	2 vs. Michigan (12/10/16)

## KEY NOTES ON JERROLD SMITH

- Has played in 15 games in three seasons with the Bruins, including seven contests this season (senior year) ... did not play in 2014-15
- Was a three-year varsity basketball standout at St. Bernard's High School in Playa del Rey, Calif., earning All-Del Rey League honors as a senior
- Was initially noticed by the coaching staff after his freshman year at UCLA, when he served as a point guard on the UCLA women's basketball's "scout" team

## JERROLD SMITH'S 2016-17 GAME-BY-GAME STATISTICS

Opponent	Date	gs	min	Total		3-Pointers		Free throws		Rebounds				pf	a	t/o	blk	stl	pts	avg	
				fg-fga	pct	3fg-fga	pct	ft-fga	pct	off	def	tot	avg								
PACIFIC	11/11/16		2	0-2	.000	0-0	.000	0-0	.000	0	0	0	0.0	2	0	1	0	0	0	0.0	
CSUN	11/13/16		dnp	-	-	-	-	-	-	-	-	-	-	-	-	-	-	-	-	-	
SAN DIEGO	11/17/16		dnp	-	-	-	-	-	-	-	-	-	-	-	-	-	-	-	-	-	
LONG BEACH STATE	11/20/16		3	2-2	1.000	0-0	.000	0-0	.000	0	0	0	0.0	1	0	1	0	0	4	2.0	
vs Portland	11/24/16		4	0-0	.000	0-0	.000	0-0	.000	0	0	0	0.0	0	0	0	0	0	0	1.3	
vs Nebraska	11/25/16		dnp	-	-	-	-	-	-	-	-	-	-	-	-	-	-	-	-	-	
vs Texas A&M	11/27/16		dnp	-	-	-	-	-	-	-	-	-	-	-	-	-	-	-	-	-	
UC RIVERSIDE	11/30/16		3	0-0	.000	0-0	.000	0-0	.000	0	0	0	0.0	0	0	0	0	0	0	1.0	
at Kentucky	12/03/16		dnp	-	-	-	-	-	-	-	-	-	-	-	-	-	-	-	-	-	
MICHIGAN	12/10/16		1	0-0	.000	0-0	.000	1-2	.500	0	0	0	0.0	0	0	0	0	1	1	1.0	
UC SANTA BARBARA	12/14/16		2	0-0	.000	0-0	.000	0-0	.000	0	0	0	0.0	0	1	0	0	1	0	0.8	
vs Ohio State	12/17/16		dnp	-	-	-	-	-	-	-	-	-	-	-	-	-	-	-	-	-	
WESTERN MICHIGAN	12/21/16		0	0-0	.000	0-0	.000	0-0	.000	0	0	0	0.0	0	0	0	0	0	0	0.7	
at Oregon	12/28/16		dnp	-	-	-	-	-	-	-	-	-	-	-	-	-	-	-	-	-	
at Oregon State	12/30/16		dnp	-	-	-	-	-	-	-	-	-	-	-	-	-	-	-	-	-	
CALIFORNIA	01/05/17		dnp	-	-	-	-	-	-	-	-	-	-	-	-	-	-	-	-	-	
STANFORD	01/08/17		dnp	-	-	-	-	-	-	-	-	-	-	-	-	-	-	-	-	-	
at Colorado	01/12/17		dnp	-	-	-	-	-	-	-	-	-	-	-	-	-	-	-	-	-	
at Utah	01/14/17		dnp	-	-	-	-	-	-	-	-	-	-	-	-	-	-	-	-	-	
<b>Totals</b>			0	15	2-4	.500	0-0	.000	1-2	.500	0	0	0	0.0	3	1	2	0	2	5	0.7

## JERROLD SMITH'S CAREER STATISTICS

Season	gp-gs	min/avg	Total		3-Point		F-Throws		Rebounds				Scoring								
			fg-fga	pct	fg-fga	pct	ft-fga	pct	off	def	tot	avg	pf	fo	ast	to	blk	stl	pts	avg	
2015-16	8-0	10/1.3	0-2	.000	0-1	.000	0-0	.000	1	0	1	0.1	0	0	1	1	0	0	0	0	0.0
2016-17	7-0	15/2.1	2-4	.500	0-0	.000	1-2	.500	0	0	0	0.0	3	0	1	2	0	2	5	0.7	
<b>TOTAL</b>	15-0	25/1.7	2-6	.333	0-1	.000	1-2	.500	1	0	1	0.1	3	0	2	3	0	2	5	0.3	

# THOMAS WELSH (40)

JUNIOR – C – 7-0, 245 – Redondo Beach, Calif. (Loyola HS)

## SEASON/CAREER BEST PERFORMANCES

Category	Season High	Career High
Points	20 at Oregon (12/28/16)	22 vs. Cal Poly (11/15/15)
Rebounds	13 vs. CSUN (11/13/16)	16 (twice), last at California (2/25/16)
Assists	3 vs. UC Riverside (11/30/16)	3 vs. UC Riverside (11/30/16)
Steals	2 vs. CSUN (11/13/16)	2 (4 times), last vs. CSUN (11/13/16)
Blocks	4 (twice), last vs. San Diego (11/17/16)	5 vs. Monmouth (11/13/15)
Minutes	30 vs. CSUN (11/13/16)	39 vs. Monmouth (11/13/15)
FG Made	8 (twice), last at Oregon (12/28/16)	10 vs. Cal Poly (11/15/15)
FG Att.	12 vs. CSUN (11/13/16)	16 vs. McNeese State (12/22/15)
3PFG Made	---	---
3PFG Att.	---	---
FT Made	4 (5 times), last at Utah (1/14/17)	5 vs. Kentucky (12/3/15)
FT Att.	4 (5 times), last at Utah (1/14/17)	6 (twice), last at Washington (1/1/16)

## KEY NOTES ON THOMAS WELSH

- Has averaged 10.5 points, 8.5 rebounds and 1.9 blocks in 15 games ... missed four non-conference contests (Dec. 10-21) with a bruised right knee
- Scored a season-high 20 points and grabbed 10 rebounds in his return from a knee injury in UCLA's 89-87 loss at No. 21 Oregon (Dec. 28)
- Has totaled six point-rebound double-doubles this season ... has registered 16 career double-doubles midway through his third collegiate season
- Has shot 54.5 percent from the field and is a perfect 24-for-24 at the free throw line through 15 games
- As a sophomore last season, registered 11.2 points and 8.5 rebounds per game (played in 31 of UCLA's 32 games)
- Younger brother, Henry Welsh, is a freshman on the basketball team at Harvard University (Cambridge, Mass.)

## THOMAS WELSH'S 2016-17 GAME-BY-GAME STATISTICS

Opponent	Date	gs	min	Total		3-Pointers		Free throws		Rebounds				pf	a	t/o	blk	stl	pts	avg	
				fg-fga	pct	3fg-fga	pct	ft-fta	pct	off	def	tot	avg								
PACIFIC	11/11/16	*	26	3-9	.333	0-0	.000	0-0	.000	0	6	6	6.0	4	0	0	3	1	6	6.0	
CSUN	11/13/16	*	30	3-12	.250	0-0	.000	4-4	1.000	2	11	13	9.5	3	2	1	4	2	10	8.0	
SAN DIEGO	11/17/16	*	26	4-7	.571	0-0	.000	4-4	1.000	2	9	11	10.0	1	0	0	4	0	12	9.3	
LONG BEACH STATE	11/20/16	*	23	6-9	.667	0-0	.000	0-0	.000	2	5	7	9.3	4	0	0	3	1	12	10.0	
vs Portland	11/24/16	*	26	8-10	.800	0-0	.000	0-0	.000	0	10	10	9.4	3	0	1	1	0	16	11.2	
vs Nebraska	11/25/16	*	28	5-8	.625	0-0	.000	2-2	1.000	0	11	11	9.7	1	2	0	1	0	12	11.3	
vs Texas A&M	11/27/16	*	27	3-7	.429	0-0	.000	0-0	.000	1	7	8	9.4	4	0	0	1	0	6	10.6	
UC RIVERSIDE	11/30/16	*	25	6-6	1.000	0-0	.000	0-0	.000	2	10	12	9.8	2	3	1	3	0	12	10.8	
at Kentucky	12/03/16	*	19	5-7	.714	0-0	.000	4-4	1.000	2	6	8	9.6	5	0	1	0	0	14	11.1	
MICHIGAN	12/10/16		dnp	-	-	-	-	-	-	-	-	-	-	-	-	-	-	-	-	-	
UC SANTA BARBARA	12/14/16		dnp	-	-	-	-	-	-	-	-	-	-	-	-	-	-	-	-	-	
vs Ohio State	12/17/16		dnp	-	-	-	-	-	-	-	-	-	-	-	-	-	-	-	-	-	
WESTERN MICHIGAN	12/21/16		dnp	-	-	-	-	-	-	-	-	-	-	-	-	-	-	-	-	-	
at Oregon	12/28/16	*	27	8-11	.727	0-0	.000	4-4	1.000	5	5	10	9.6	2	1	2	3	0	20	12.0	
at Oregon State	12/30/16	*	20	1-2	.500	0-0	.000	0-0	.000	4	1	5	9.2	4	0	0	2	0	2	11.1	
CALIFORNIA	01/05/17	*	24	4-10	.400	0-0	.000	2-2	1.000	2	4	6	8.9	2	0	0	1	1	10	11.0	
STANFORD	01/08/17	*	21	3-11	.273	0-0	.000	0-0	.000	3	4	7	8.8	4	0	1	1	0	6	10.6	
at Colorado	01/12/17	*	19	2-7	.286	0-0	.000	0-0	.000	1	5	6	8.6	5	0	0	1	0	4	10.1	
at Utah	01/14/17	*	29	6-7	.857	0-0	.000	4-4	1.000	5	3	8	8.5	0	1	1	0	0	16	10.5	
Totals			15	370	67-123	.545	0-0	.000	24-24	1.000	31	97	128	8.5	44	9	8	28	5	158	10.5

## THOMAS WELSH'S CAREER STATISTICS

Season	gp-gs	min/avg	Total		3-Point		F-Throws		Rebounds				Scoring							
			fg-fga	pct	fg-fga	pct	ft-fta	pct	off	def	tot	avg	pf	fo	ast	to	blk	stl	pts	avg
2014-15	36-3	565/15.7	62-132	.470	0-0	.000	14-23	.609	54	83	137	3.8	85	1	8	17	39	14	138	3.8
2015-16	31-26	832/26.8	157-266	.590	0-0	.000	34-45	.756	100	163	263	8.5	86	6	17	25	32	8	348	11.2
2016-17	15-15	370/24.7	67-123	.545	0-0	.000	24-24	1.000	31	97	128	8.5	44	2	9	8	28	5	158	10.5
TOTAL	82-44	1767/21.5	286-521	.549	0-0	.000	72-92	.783	185	343	528	6.4	215	9	34	50	99	27	644	7.9

# ALEC WULFF (21)

JUNIOR - G - 6-3, 185 - Laguna Beach, Calif. (Laguna Beach HS)

## SEASON/CAREER BEST PERFORMANCES

Category	Season High	Career High
Points	6 vs. UC Riverside (11/30/16)	6 vs. UC Riverside (11/30/16)
Rebounds	1 vs. Pacific (11/11/16)	1 (3 times), last vs. Pacific (11/11/16)
Assists	1 vs. UC Riverside (11/30/16)	1 (3 times), last vs. UC Riverside (11/30/16)
Steals	1 vs. UC Riverside (11/30/16)	1 (twice), last vs. UC Riverside (11/30/16)
Blocks	---	---
Minutes	4 vs. Portland (11/24/16)	4 vs. Portland (11/24/16)
FG Made	2 vs. UC Riverside (11/30/16)	2 vs. UC Riverside (11/30/16)
FG Att.	2 vs. UC Riverside (11/30/16)	2 vs. UC Riverside (11/30/16)
3PFG Made	2 vs. UC Riverside (11/30/16)	2 vs. UC Riverside (11/30/16)
3PFG Att.	3 vs. UC Riverside (11/30/16)	3 vs. UC Riverside (11/30/16)
FT Made	---	---
FT Att.	---	---

## KEY NOTES ON ALEC WULFF

- Has made 4 of 8 career three-pointers, totaling 12 points and three assists in 16 career games
- Played in seven games this season, connecting on 2 of 5 total shots (all 3-point attempts)
- Shot 2-for-3 from beyond the 3-point arc in the Bruins' non-conference win over UC Riverside (Nov. 30, 2016)

## ALEC WULFF'S 2016-17 GAME-BY-GAME STATISTICS

Opponent	Date	gs	min	Total		3-Pointers		Free throws		Rebounds				pf	a	t/o	blk	stl	pts	avg	
				fg-fga	pct	3fg-fga	pct	ft-fa	pct	off	def	tot	avg								
PACIFIC	11/11/16		2	0-0	.000	0-0	.000	0-0	.000	0	1	1	1.0	0	0	0	0	0	0	0.0	
CSUN	11/13/16		dnp	-	-	-	-	-	-	-	-	-	-	-	-	-	-	-	-	-	
SAN DIEGO	11/17/16		dnp	-	-	-	-	-	-	-	-	-	-	-	-	-	-	-	-	-	
LONG BEACH STATE	11/20/16		3	0-1	.000	0-1	.000	0-0	.000	0	0	0	0.5	1	0	0	0	0	0	0.0	
vs Portland	11/24/16		4	0-0	.000	0-0	.000	0-0	.000	0	0	0	0.3	1	0	0	0	0	0	0.0	
vs Nebraska	11/25/16		dnp	-	-	-	-	-	-	-	-	-	-	-	-	-	-	-	-	-	
vs Texas A&M	11/27/16		dnp	-	-	-	-	-	-	-	-	-	-	-	-	-	-	-	-	-	
UC RIVERSIDE	11/30/16		3	2-3	.667	2-3	.667	0-0	.000	0	0	0	0.3	0	1	0	0	1	6	1.5	
at Kentucky	12/03/16		dnp	-	-	-	-	-	-	-	-	-	-	-	-	-	-	-	-	-	
MICHIGAN	12/10/16		1	0-0	.000	0-0	.000	0-0	.000	0	0	0	0.2	0	0	0	0	0	0	1.2	
UC SANTA BARBARA	12/14/16		2	0-1	.000	0-1	.000	0-0	.000	0	0	0	0.2	0	0	0	0	0	0	1.0	
vs Ohio State	12/17/16		dnp	-	-	-	-	-	-	-	-	-	-	-	-	-	-	-	-	-	
WESTERN MICHIGAN	12/21/16		0	0-0	.000	0-0	.000	0-0	.000	0	0	0	0.1	0	0	0	0	0	0	0.9	
at Oregon	12/28/16		dnp	-	-	-	-	-	-	-	-	-	-	-	-	-	-	-	-	-	
at Oregon State	12/30/16		dnp	-	-	-	-	-	-	-	-	-	-	-	-	-	-	-	-	-	
CALIFORNIA	01/05/17		dnp	-	-	-	-	-	-	-	-	-	-	-	-	-	-	-	-	-	
STANFORD	01/08/17		dnp	-	-	-	-	-	-	-	-	-	-	-	-	-	-	-	-	-	
at Colorado	01/12/17		dnp	-	-	-	-	-	-	-	-	-	-	-	-	-	-	-	-	-	
at Utah	01/14/17		dnp	-	-	-	-	-	-	-	-	-	-	-	-	-	-	-	-	-	
Totals			0	15	2-5	.400	2-5	.400	0-0	.000	0	1	1	0.1	2	1	0	0	1	6	0.9

## ALEC WULFF'S CAREER STATISTICS

Season	gp-gs	min/avg	Total		3-Point		F-Throws		Rebounds				Scoring							
			fg-fga	pct	fg-fga	pct	ft-fa	pct	off	def	tot	avg	pf	fo	ast	to	blk	stl	pts	avg
2014-15	4-0	5/1.3	0-1	.000	0-1	.000	0-0	.000	0	0	0	0.0	0	0	1	0	0	1	0	0.0
2015-16	5-0	7/1.4	2-2	1.000	2-2	1.000	0-0	.000	0	0	0	0.0	0	0	1	0	0	0	6	1.2
2016-17	7-0	15/2.1	2-5	.400	2-5	.400	0-0	.000	0	1	1	0.1	2	0	1	0	0	1	6	0.9
TOTAL	16-0	27/1.7	4-8	.500	4-8	.500	0-0	.000	0	1	1	0.1	2	0	3	0	0	2	12	0.8

# ISAAC WULFF (4)

FRESHMAN – G – 6-3, 175 – Laguna Beach, Calif. (Laguna Beach HS)

## SEASON/CAREER BEST PERFORMANCES

Category	Season High	Career High
Points	3 vs. Pacific (11/11/16)	3 vs. Pacific (11/11/16)
Rebounds	2 vs. Pacific (11/11/16)	2 vs. Pacific (11/11/16)
Assists	--	--
Steals	--	--
Blocks	--	--
Minutes	4 vs. Portland (11/24/16)	4 vs. Portland (11/24/16)
FG Made	1 (twice), last vs. UC Riverside (11/30/16)	1 (twice), last vs. UC Riverside (11/30/16)
FG Att.	1 (twice), last vs. UC Riverside (11/30/16)	1 (twice), last vs. UC Riverside (11/30/16)
3PFG Made	--	--
3PFG Att.	--	--
FT Made	1 vs. Pacific (11/11/16)	1 vs. Pacific (11/11/16)
FT Att.	2 vs. Pacific (11/11/16)	2 vs. Pacific (11/11/16)

## KEY NOTES ON ISAAC WULFF

- Currently in his first season at UCLA ... made his collegiate debut in the second half of UCLA's season-opening win over Pacific (Nov. 11)
- Isaac's older brother, Alec, is a junior on this year's team ... both Wulff brothers starred at Laguna Beach High School

## ISAAC WULFF'S 2016-17 GAME-BY-GAME STATISTICS

Opponent	Date	gs	min	Total		3-Pointers		Free throws		Rebounds				pf	a	t/o	blk	stl	pts	avg	
				fg-fga	pct	3fg-fga	pct	ft-fta	pct	off	def	tot	avg								
PACIFIC	11/11/16		2	1-1	1.000	0-0	.000	1-2	.500	1	1	2	2.0	0	0	0	0	0	3	3.0	
CSUN	11/13/16		dnp	-	-	-	-	-	-	-	-	-	-	-	-	-	-	-	-	-	
SAN DIEGO	11/17/16		dnp	-	-	-	-	-	-	-	-	-	-	-	-	-	-	-	-	-	
LONG BEACH STATE	11/20/16		3	0-0	.000	0-0	.000	0-0	.000	0	0	0	1.0	0	0	0	0	0	0	1.5	
vs Portland	11/24/16		dnp	-	-	-	-	-	-	-	-	-	-	-	-	-	-	-	-	-	
vs Nebraska	11/25/16		dnp	-	-	-	-	-	-	-	-	-	-	-	-	-	-	-	-	-	
vs Texas A&M	11/27/16		dnp	-	-	-	-	-	-	-	-	-	-	-	-	-	-	-	-	-	
UC RIVERSIDE	11/30/16		3	1-1	1.000	0-0	.000	0-0	.000	0	0	0	0.7	1	0	0	0	0	2	1.7	
at Kentucky	12/03/16		dnp	-	-	-	-	-	-	-	-	-	-	-	-	-	-	-	-	-	
MICHIGAN	12/10/16		1	0-0	.000	0-0	.000	0-0	.000	0	0	0	0.5	0	0	0	0	0	0	1.3	
UC SANTA BARBARA	12/14/16		dnp	-	-	-	-	-	-	-	-	-	-	-	-	-	-	-	-	-	
vs Ohio State	12/17/16		dnp	-	-	-	-	-	-	-	-	-	-	-	-	-	-	-	-	-	
WESTERN MICHIGAN	12/21/16		dnp	-	-	-	-	-	-	-	-	-	-	-	-	-	-	-	-	-	
at Oregon	12/28/16		dnp	-	-	-	-	-	-	-	-	-	-	-	-	-	-	-	-	-	
at Oregon State	12/30/16		dnp	-	-	-	-	-	-	-	-	-	-	-	-	-	-	-	-	-	
CALIFORNIA	01/05/17		dnp	-	-	-	-	-	-	-	-	-	-	-	-	-	-	-	-	-	
STANFORD	01/08/17		dnp	-	-	-	-	-	-	-	-	-	-	-	-	-	-	-	-	-	
at Colorado	01/12/17		dnp	-	-	-	-	-	-	-	-	-	-	-	-	-	-	-	-	-	
at Utah	01/14/17		dnp	-	-	-	-	-	-	-	-	-	-	-	-	-	-	-	-	-	
Totals			0	9	2-2	1.000	0-0	.000	1-2	.500	1	1	2	0.5	1	0	0	0	0	5	1.3

## ISAAC WULFF'S CAREER STATISTICS

Season	gp-gs	min/avg	Total		3-Point		F-Throws		Rebounds				Scoring								
			fg-fga	pct	fg-fga	pct	ft-fta	pct	off	def	tot	avg	pf	fo	ast	to	blk	stl	pts	avg	
2016-17	4-0	9/2.3	2-2	1.000	0-0	.000	1-2	.500	1	1	2	0.5	1	0	0	0	0	0	0	5	1.3
TOTAL	4-0	9/2.3	2-2	1.000	0-0	.000	1-2	.500	1	1	2	0.5	1	0	0	0	0	0	0	5	1.3

## 2016-17 STARTING LINEUPS & STAT LEADERS

### STARTING LINEUPS

DATE	OPPONENT	W/L	SCORE					
11/11/16	Pacific	W	119-80	Lonzo Ball	Bryce Alford	Isaac Hamilton	TJ Leaf	Thomas Welsh
11/13/16	CSUN	W	102-87	Lonzo Ball	Bryce Alford	Isaac Hamilton	TJ Leaf	Thomas Welsh
11/17/16	San Diego	W	88-68	Lonzo Ball	Bryce Alford	Isaac Hamilton	TJ Leaf	Thomas Welsh
11/20/16	Long Beach State	W	114-77	Lonzo Ball	Bryce Alford	Isaac Hamilton	TJ Leaf	Thomas Welsh
11/24/16	vs. Portland ^	W	99-77	Lonzo Ball	Bryce Alford	Isaac Hamilton	TJ Leaf	Thomas Welsh
11/25/16	vs. Nebraska ^	W	82-71	Lonzo Ball	Bryce Alford	Isaac Hamilton	TJ Leaf	Thomas Welsh
11/27/16	vs. Texas A&M ^	W	74-67	Lonzo Ball	Bryce Alford	Isaac Hamilton	TJ Leaf	Thomas Welsh
11/30/16	UC Riverside	W	98-56	Lonzo Ball	Bryce Alford	Isaac Hamilton	TJ Leaf	Thomas Welsh
12/03/16	at Kentucky	W	97-92	Lonzo Ball	Bryce Alford	Isaac Hamilton	TJ Leaf	Thomas Welsh
12/10/16	Michigan	W	102-84	Lonzo Ball	Bryce Alford	Isaac Hamilton	TJ Leaf	G.G. Goloman
12/14/16	UC Santa Barbara	W	102-62	Lonzo Ball	Bryce Alford	Isaac Hamilton	TJ Leaf	G.G. Goloman
12/17/16	vs. Ohio State #	W	86-73	Lonzo Ball	Bryce Alford	Isaac Hamilton	TJ Leaf	G.G. Goloman
12/21/16	Western Michigan	W	82-68	Lonzo Ball	Bryce Alford	Isaac Hamilton	TJ Leaf	G.G. Goloman
12/28/16	at Oregon*	L	87-89	Lonzo Ball	Bryce Alford	Isaac Hamilton	TJ Leaf	Thomas Welsh
12/30/16	at Oregon State*	W	76-63	Lonzo Ball	Bryce Alford	Isaac Hamilton	TJ Leaf	Thomas Welsh
01/05/17	California *	W	81-71	Lonzo Ball	Bryce Alford	Isaac Hamilton	TJ Leaf	Thomas Welsh
01/08/17	Stanford*	W	89-75	Lonzo Ball	Bryce Alford	Isaac Hamilton	TJ Leaf	Thomas Welsh
01/12/17	at Colorado*	W	104-89	Lonzo Ball	Bryce Alford	Isaac Hamilton	TJ Leaf	Thomas Welsh
01/14/17	at Utah*	W	83-82	Lonzo Ball	Bryce Alford	Isaac Hamilton	TJ Leaf	Thomas Welsh
01/19/17	Arizona State*							
01/21/17	Arizona*							
01/25/17	at USC*							
02/01/17	at Washington State*							
02/04/17	at Washington*							
02/09/17	Oregon*							
02/12/17	Oregon State*							
02/18/17	USC*							
02/23/17	at Arizona State*							
02/25/17	at Arizona*							
03/01/17	Washington*							
03/04/17	Washington State*							

^ Wooden Legacy (Fullerton and Anaheim, Calif.)

# CBS Sports Classic game, at T-Mobile Arena (Las Vegas, Nev.)

\* Pac-12 Conference game

### STATISTICAL LEADERS

DATE	OPPONENT	W/L	SCORE	POINTS	REBOUNDS	ASSISTS	STEALS	BLOCKS					
11/11/16	Pacific	W	119-80	Alford	30	Leaf	15	Ball	11	Alford, Ball	2	Welsh	3
11/13/16	CSUN	W	102-87	Hamilton	22	Welsh	13	Ball	6	Ball, Welsh	2	Welsh	4
11/17/16	San Diego	W	88-68	Leaf	26	Welsh	11	Ball	8	4 players	1	Welsh	4
11/20/16	Long Beach State	W	114-77	Leaf	21	Leaf	9	Ball	11	Alford	4	Welsh	3
11/24/16	vs. Portland ^	W	99-77	Ball	18	Welsh	10	Ball	11	Ball, Hamilton	2	Alford, Goloman, Welsh	1
11/25/16	vs. Nebraska ^	W	82-71	Alford	18	Welsh	11	Ball	7	Goloman	1	Anigbogu, Goloman, Leaf	1
11/27/16	vs. Texas A&M ^	W	74-67	Hamilton	17	Leaf	9	Ball	10	Alford	2	Ball	3
11/30/16	UC Riverside	W	98-56	Hamilton	27	Welsh	12	Ball	13	Ball	3	Welsh	3
12/03/16	at Kentucky	W	97-92	Hamilton	19	Leaf	13	Ball	7	4 players	1	Anigbogu	2
12/10/16	Michigan	W	102-84	Leaf	21	Leaf	8	Hamilton	7	Ball	3	Anigbogu	4
12/14/16	UC Santa Barbara	W	102-62	Leaf	25	Ball, Leaf	10	Leaf	8	Holiday	4	Anigbogu	4
12/17/16	vs. Ohio State #	W	86-73	Alford, Holiday	20	Ball	9	Ball	9	Holiday	5	Goloman	1
12/21/16	Western Michigan	W	82-68	Alford	22	Hamilton, Leaf	8	Holiday	7	Hamilton	3	Ball	3
12/28/16	at Oregon*	L	87-89	Alford, Welsh	20	Welsh	10	Holiday	7	3 players	1	Welsh	3
12/30/16	at Oregon State*	W	76-63	Ball	23	Leaf	10	Ball	7	Holiday, Leaf	3	Ball, Leaf, Welsh	2
01/05/17	California*	W	81-71	Alford	24	Leaf	11	Ball	7	Ball	3	6 players	1
01/08/17	Stanford*	W	89-75	Ball	21	Leaf	10	Ball	8	Ball	3	Anigbogu, Ball, Leaf	2
01/12/17	at Colorado*	W	104-89	Alford	37	Welsh	6	Ball	8	Ball	3	Goloman, Welsh	1
01/14/17	at Utah*	W	83-82	Ball	17	Leaf	10	Ball	8	Ball	5	Goloman	1
01/19/17	Arizona State*												
01/21/17	Arizona*												
01/25/17	at USC*												
02/01/17	at Washington State*												
02/04/17	at Washington*												
02/09/17	Oregon*												
02/12/17	Oregon State*												
02/18/17	USC*												
02/23/17	at Arizona State*												
02/25/17	at Arizona*												
03/01/17	Washington*												
03/04/17	Washington State*												

^ Wooden Legacy (Fullerton and Anaheim, Calif.)

# CBS Sports Classic game, at T-Mobile Arena (Las Vegas, Nev.)

\* Pac-12 Conference game

**2016-17 POINTS-REBOUNDS-ASSISTS**

<b>OPPONENT</b>	<b>ALFORD</b>	<b>ALI</b>	<b>ANIGBOGU</b>	<b>BALL</b>	<b>DODSON</b>	<b>GOLOMAN</b>	<b>HAMILTON</b>	<b>HOLIDAY</b>
Pacific (Nov. 11)	30-2-1	DNP	DNP	19-8-11	DNP	4-3-0	17-1-8	18-3-5
CSUN (Nov. 13)	20-0-3	DNP	DNP	13-8-6	DNP	12-8-2	22-3-1	13-4-5
San Diego (Nov. 17)	10-3-3	DNP	DNP	13-7-8	DNP	4-1-1	12-3-6	11-5-2
Long Beach State (Nov. 20)	15-2-6	DNP	DNP	20-2-11	DNP	8-3-0	18-2-4	16-2-5
vs. Portland (Nov. 24)	13-1-2	DNP	DNP	18-4-11	DNP	7-6-1	16-3-6	14-5-5
vs. Nebraska (Nov. 25)	18-6-2	DNP	2-2-1	13-3-7	DNP	4-4-2	15-5-0	6-5-3
vs. Texas A&M (Nov. 27)	13-3-3	DNP	2-2-0	16-5-10	DNP	0-1-1	17-7-2	7-2-3
UC Riverside (Nov. 30)	5-5-4	DNP	5-4-0	5-2-13	DNP	DNP	27-6-1	18-4-5
at Kentucky (Dec. 3)	14-0-1	DNP	6-6-0	14-6-7	DNP	0-3-0	19-4-1	13-0-4
Michigan (Dec. 10)	18-4-3	DNP	6-4-1	19-7-4	DNP	6-2-1	14-4-7	17-0-5
UC Santa Barbara (Dec. 14)	15-2-2	DNP	9-7-1	13-10-7	DNP	7-7-1	13-1-1	20-3-6
vs. Ohio State (Dec. 17)	20-2-3	DNP	4-4-1	8-9-9	DNP	4-4-1	17-8-3	20-4-1
Western Michigan (Dec. 21)	22-2-2	DNP	6-5-0	7-5-4	DNP	6-6-3	11-8-5	16-1-7
at Oregon (Dec. 28)	20-4-1	DNP	9-4-0	14-3-6	DNP	4-2-0	2-5-3	5-1-7
at Oregon State (Dec. 30)	12-2-2	DNP	4-3-0	23-6-7	DNP	0-0-0	0-3-4	14-4-6
California (Jan. 5)	24-3-2	DNP	2-1-0	14-5-7	DNP	2-2-1	5-2-2	6-4-3
Stanford (Jan. 8)	17-3-2	DNP	6-3-0	21-6-8	DNP	0-2-1	15-5-0	9-6-5
at Colorado (Jan. 12)	37-2-1	DNP	4-3-0	11-2-8	DNP	2-2-1	20-4-2	14-3-3
at Utah (Jan. 14)	15-3-1	DNP	2-3-0	17-6-8	DNP	0-0-0	7-0-0	14-2-5
Arizona State (Jan. 19)								
Arizona (Jan. 21)								
at USC (Jan. 25)								
at Washington State (Feb. 1)								
at Washington (Feb. 4)								
Oregon (Feb. 9)								
Oregon State (Feb. 12)								
USC (Feb. 18)								
at Arizona State (Feb. 23)								
at Arizona (Feb. 25)								
Washington (March 1)								
Washington State (March 4)								

**2016-17 POINTS-REBOUNDS-ASSISTS**

<b>OPPONENT</b>	<b>LEAF</b>	<b>OKWARABIZIE</b>	<b>OLESINSKI</b>	<b>SMITH</b>	<b>WELSH</b>	<b>WULFF, A.</b>	<b>WULFF, I.</b>
Pacific (Nov. 11)	22-15-4	0-1-0	DNP	0-0-0	6-6-0	0-1-0	3-2-0
CSUN (Nov. 13)	12-6-4	0-0-0	DNP	DNP	10-13-2	DNP	DNP
San Diego (Nov. 17)	26-10-1	DNP	DNP	DNP	12-11-0	DNP	DNP
Long Beach State (Nov. 20)	21-9-1	0-2-0	DNP	4-0-0	12-7-0	0-0-0	0-0-0
vs. Portland (Nov. 24)	14-9-4	1-0-0	DNP	0-0-0	16-10-0	0-0-0	DNP
vs. Nebraska (Nov. 25)	12-4-4	DNP	DNP	DNP	12-11-2	DNP	DNP
vs. Texas A&M (Nov. 27)	13-9-0	DNP	DNP	DNP	6-8-0	DNP	DNP
UC Riverside (Nov. 30)	18-10-2	DNP	DNP	0-0-0	12-12-3	6-0-1	2-0-0
at Kentucky (Dec. 3)	17-13-5	DNP	DNP	DNP	14-8-0	DNP	DNP
Michigan (Dec. 10)	21-8-2	0-0-0	DNP	1-0-0	DNP	0-0-0	0-0-0
UC Santa Barbara (Dec. 14)	25-10-8	0-1-0	DNP	0-0-1	DNP	0-0-0	DNP
vs. Ohio State (Dec. 17)	13-8-1	DNP	DNP	DNP	DNP	DNP	DNP
Western Michigan (Dec. 21)	14-8-1	DNP	DNP	0-0-0	DNP	0-0-0	DNP
at Oregon (Dec. 28)	13-5-1	DNP	DNP	DNP	20-10-1	DNP	DNP
at Oregon State (Dec. 30)	21-10-2	DNP	DNP	DNP	2-5-0	DNP	DNP
California (Jan. 5)	18-11-3	DNP	DNP	DNP	10-6-0	DNP	DNP
Stanford (Jan. 8)	15-10-6	DNP	DNP	DNP	6-7-0	DNP	DNP
at Colorado (Jan. 12)	12-5-1	DNP	DNP	DNP	4-6-0	DNP	DNP
at Utah (Jan. 14)	12-10-2	DNP	DNP	DNP	16-8-1	DNP	DNP
Arizona State (Jan. 19)							
Arizona (Jan. 21)							
at USC (Jan. 25)							
at Washington State (Feb. 1)							
at Washington (Feb. 4)							
Oregon (Feb. 9)							
Oregon State (Feb. 12)							
USC (Feb. 18)							
at Arizona State (Feb. 23)							
at Arizona (Feb. 25)							
Washington (March 1)							
Washington State (March 4)							



# UCLA's SEASON/CAREER STATS

## 2016-17 ROSTER

### SEASON STATISTICS

### CAREER STATISTICS

SUMMARY	gp-gs	min/g	fg%	3fg%	ft%	r/g	a/g	stl	blk	pts/g	gp-gs	min/g	fg%	3fg%	ft%	r/g	a/g	stl	blk	pts/g
Alford, Bryce	19-19	33.3	.500	.468	.818	2.6	2.3	13	2	17.8	124-88	31.9	.408	.398	.825	2.8	3.9	100	7	13.7
Leaf, TJ	19-19	30.6	.641	.513	.614	8.9	2.7	15	22	16.8	19-19	30.6	.641	.513	.614	8.9	2.7	15	22	16.8
Ball, Lonzo	19-19	35.4	.530	.430	.678	5.5	8.0	35	18	14.6	19-19	35.4	.530	.430	.678	5.5	8.0	35	18	14.6
Hamilton, Isaac	19-19	30.2	.450	.354	.760	3.9	2.9	15	3	14.1	87-87	33.6	.446	.375	.754	3.8	3.2	80	11	13.6
Holiday, Aaron	19-0	26.6	.497	.458	.800	3.1	4.5	27	3	13.2	51-32	29.8	.431	.436	.759	3.0	4.2	72	11	11.4
Welsh, Thomas	15-15	24.7	.545	.000	1.000	8.5	0.6	5	28	10.5	82-44	21.5	.549	.000	.783	6.4	0.4	27	99	7.9
Anigbogu, Ike	14-0	13.1	.625	.000	.438	3.6	0.3	2	21	4.8	14-0	13.1	.625	.000	.438	3.6	0.3	2	21	4.8
Goloman, Gyorgy	18-4	12.0	.609	.000	.609	3.1	0.9	9	16	3.9	68-4	11.4	.479	.364	.458	2.2	0.6	29	32	2.1
Wulff, Isaac	4-0	2.3	1.000	.000	.500	0.5	0.0	0	0	1.3	4-0	2.3	1.000	.000	.500	0.5	0.0	0	0	1.3
Wulff, Alec	7-0	2.1	.400	.400	.000	0.1	0.1	1	0	0.9	16-0	1.7	.500	.500	.000	0.1	0.2	2	0	0.8
Smith, Jerrold	7-0	2.1	.500	.000	.500	0.0	0.1	2	0	0.7	15-0	1.7	.333	.000	.500	0.1	0.1	2	0	0.3
Okwarabizie, Ikenna	7-0	3.4	.000	.000	.500	0.9	0.0	1	0	0.1	14-0	2.6	.000	.000	.500	0.7	0.0	1	0	0.1

SCORING	fg-fga	fg%	3fg-fga	3fg%	ft-fta	ft%	pts	pts/g	fg-fga	fg%	3fg-fga	3fg%	ft-fta	ft%	pts	pts/g
Alford, Bryce	105-210	.500	65-139	.468	63-77	.818	338	17.8	516-1266	.408	278-698	.398	392-475	.825	1702	13.7
Leaf, TJ	132-206	.641	20-39	.513	35-57	.614	319	16.8	132-206	.641	20-39	.513	35-57	.614	319	16.8
Ball, Lonzo	96-181	.530	46-107	.430	40-59	.678	278	14.6	96-181	.530	46-107	.430	40-59	.678	278	14.6
Hamilton, Isaac	104-231	.450	40-113	.354	19-25	.760	267	14.1	449-1007	.446	159-424	.375	129-171	.754	1186	13.6
Holiday, Aaron	81-163	.497	33-72	.458	56-70	.800	251	13.2	195-452	.431	72-165	.436	120-158	.759	582	11.4
Welsh, Thomas	67-123	.545	0-0	.000	24-24	1.000	158	10.5	286-521	.549	0-0	.000	72-92	.783	644	7.9
Anigbogu, Ike	30-48	.625	0-0	.000	7-16	.438	67	4.8	30-48	.625	0-0	.000	7-16	.438	67	4.8
Goloman, Gyorgy	28-46	.609	0-1	.000	14-23	.609	70	3.9	58-121	.479	8-22	.364	22-48	.458	146	2.1
Wulff, Isaac	2-2	1.000	0-0	.000	1-2	.500	5	1.3	2-2	1.000	0-0	.000	1-2	.500	5	1.3
Wulff, Alec	2-5	.400	2-5	.400	0-0	.000	6	0.9	4-8	.500	4-8	.500	0-0	.000	12	0.8
Smith, Jerrold	2-4	.500	0-0	.000	1-2	.500	5	0.7	2-6	.333	0-1	.000	1-2	.500	5	0.3
Okwarabizie, Ikenna	0-0	.000	0-0	.000	1-2	.500	1	0.1	0-2	.000	0-0	.000	1-2	.500	1	0.1

TOTALS	o-reb	d-reb	t-reb	pf	fo	ast	to	a/to	o-reb	d-reb	t-reb	pf	fo	ast	to	a/to
Alford, Bryce	5	44	49	27	0	44	24	1.8	24	326	350	167	1	489	224	2.2
Leaf, TJ	48	122	170	45	0	52	28	1.9	48	122	170	45	0	52	28	1.9
Ball, Lonzo	14	90	104	36	1	152	43	3.5	14	90	104	36	1	152	43	3.5
Hamilton, Isaac	18	56	74	32	0	56	42	1.3	87	244	331	184	2	278	201	1.4
Holiday, Aaron	7	51	58	44	1	85	48	1.8	26	128	154	147	8	212	140	1.5
Welsh, Thomas	31	97	128	44	2	9	8	1.1	185	343	528	215	9	34	50	0.7
Anigbogu, Ike	17	34	51	40	1	4	12	0.3	17	34	51	40	1	4	12	0.3
Goloman, Gyorgy	18	38	56	38	2	16	17	0.9	44	106	150	135	3	40	45	0.9
Wulff, Isaac	1	1	2	1	0	0	0	0.0	1	1	2	1	0	0	0	0.0
Wulff, Alec	0	1	1	2	0	1	0	0.0	0	1	1	2	0	3	0	0.0
Smith, Jerrold	0	0	0	3	0	1	2	0.5	1	0	1	3	0	2	3	0.7
Okwarabizie, Ikenna	0	6	6	3	0	0	3	0.0	1	9	10	7	0	0	5	0.0

# 2016-17 PAC-12 STATISTICS

Pac-12 Record: 5-1 Home: 2-0 Away: 3-1

#	Player	gp-gs	min	avg	Total		3-Point		F-Throw		Rebounds					pts	avg						
					fg-fga	fg%	3fg-fga	3fg%	ft-fga	ft%	off	def	tot	avg	pf			dq	a	to	blk	stl	
20	Alford, Bryce	6-6	202	33.7	40-68	.588	29-48	.604	16-23	.696	1	16	17	2.8	7	0	9	6	1	2	125	20.8	
02	Ball, Lonzo	6-6	222	37.0	34-65	.523	17-40	.425	15-21	.714	2	26	28	4.7	14	0	44	12	6	15	100	16.7	
22	Leaf, TJ	6-6	186	31.0	35-58	.603	5-9	.556	16-25	.640	16	35	51	8.5	16	0	15	7	6	6	91	15.2	
03	Holiday, Aaron	6-0	164	27.3	19-51	.373	8-23	.348	16-20	.800	1	19	20	3.3	15	0	29	15	1	8	62	10.3	
40	Welsh, Thomas	6-6	140	23.3	24-48	.500	0-0	.000	10-10	1.000	20	22	42	7.0	17	1	2	4	8	1	58	9.7	
10	Hamilton, Isaac	6-6	167	27.8	18-60	.300	7-29	.241	6-9	.667	5	14	19	3.2	12	0	11	14	1	2	49	8.2	
13	Anigbogu, Ike	6-0	66	11.0	13-19	.684	0-0	.000	1-2	.500	7	10	17	2.8	16	0	0	4	4	1	27	4.5	
14	Goloman, Gyorgy	6-0	53	8.8	3-8	.375	0-0	.000	2-2	1.000	2	6	8	1.3	11	0	3	6	3	4	8	1.3	
Team											4	7	11										
Total.....		6	1200		186-377	.493	66-149	.443	82-112	.732	58	155	213	35.5	108	1	113	68	30	39	520	86.7	
Opponents.....		6	1200		170-386	.440	45-119	.378	84-121	.694	77	150	227	37.8	99	-	78	68	10	34	469	78.2	

## TEAM STATISTICS

	UCLA	OPP	Date	Opponent	Score	Att.
SCORING	520	469	* 12/28/16	at Oregon	L 87-89	12364
Points per game	86.7	78.2	* 12/30/16	at Oregon State	w 76-63	5596
Scoring margin	+8.5	-	* 01/05/17	CALIFORNIA	w 81-71	13659
FIELD GOALS-ATT	186-377	170-386	* 01/08/17	STANFORD	w 89-75	13659
Field goal pct	.493	.440	* 01/12/17	at Colorado	w 104-89	8755
3 POINT FG-ATT	66-149	45-119	* 01/14/17	at Utah	w 83-82	15027
3-point FG pct	.443	.378	* = Conference game			
3-pt FG made per game	11.0	7.5	1 = Wooden Legacy, at Cal State Fullerton (Fullerton, Calif.)			
FREE THROWS-ATT	82-112	84-121	2 = Wooden Legacy, Championship, at Honda Center (Anaheim, Calif.)			
Free throw pct	.732	.694	3 = CBS Sports Classic, at T-Mobile Arena (Las Vegas, Nev.)			
F-Throws made per game	13.7	14.0				
REBOUNDS	213	227				
Rebounds per game	35.5	37.8				
Rebounding margin	-2.3	-				
ASSISTS	113	78				
Assists per game	18.8	13.0				
TURNOVERS	68	68				
Turnovers per game	11.3	11.3				
Turnover margin	+0.0	-				
Assist/turnover ratio	1.7	1.1				
STEALS	39	34				
Steals per game	6.5	5.7				
BLOCKS	30	10				
Blocks per game	5.0	1.7				
ATTENDANCE	27318	41742				
Home games-Avg/Game	2-13659	4-10436				
Neutral site-Avg/Game	-	0-0				

## Score by Periods

	1st	2nd	Totals
UCLA	266	254	520
Opponents	217	252	469

# 2016-17 OVERALL STATISTICS

**Overall: 18-1 Home: 10-0 Away: 4-1 Neutral: 4-0 Pac-12: 5-1**

#	Player	gp-gs	min	avg	Total		3-Point		F-Throw		Rebounds					pts	avg					
					fg-fga	fg%	3fg-fga	3fg%	ft-fa	ft%	off	def	tot	avg	pf			dq	a	to	blk	stl
20	Alford, Bryce	19-19	633	33.3	105-210	.500	65-139	.468	63-77	.818	5	44	49	2.6	27	0	44	24	2	13	338	17.8
22	Leaf, TJ	19-19	582	30.6	132-206	.641	20-39	.513	35-57	.614	48	122	170	8.9	45	0	52	28	22	15	319	16.8
02	Ball, Lonzo	19-19	672	35.4	96-181	.530	46-107	.430	40-59	.678	14	90	104	5.5	36	1	152	43	18	35	278	14.6
10	Hamilton, Isaac	19-19	574	30.2	104-231	.450	40-113	.354	19-25	.760	18	56	74	3.9	32	0	56	42	3	15	267	14.1
03	Holiday, Aaron	19-0	506	26.6	81-163	.497	33-72	.458	56-70	.800	7	51	58	3.1	44	1	85	48	3	27	251	13.2
40	Welsh, Thomas	15-15	370	24.7	67-123	.545	0-0	.000	24-24	1.000	31	97	128	8.5	44	2	9	8	28	5	158	10.5
13	Anigbogu, Ike	14-0	184	13.1	30-48	.625	0-0	.000	7-16	.438	17	34	51	3.6	40	1	4	12	21	2	67	4.8
14	Goloman, Gyorgy	18-4	216	12.0	28-46	.609	0-1	.000	14-23	.609	18	38	56	3.1	38	2	16	17	16	9	70	3.9
04	Wulff, Isaac	4-0	9	2.3	2-2	1.000	0-0	.000	1-2	.500	1	1	2	0.5	1	0	0	0	0	0	5	1.3
21	Wulff, Alec	7-0	15	2.1	2-5	.400	2-5	.400	0-0	.000	0	1	1	0.1	2	0	1	0	0	1	6	0.9
15	Smith, Jerrold	7-0	15	2.1	2-4	.500	0-0	.000	1-2	.500	0	0	0	0.0	3	0	1	2	0	2	5	0.7
34	Okwarabizie, Ikenna	7-0	24	3.4	0-0	.000	0-0	.000	1-2	.500	0	6	6	0.9	3	0	0	3	0	1	1	0.1
Team											19	24	43		1		2					
Total.....		19	3800		649-1219	.532	206-476	.433	261-357	.731	178	564	742	39.1	316	7	420	229	113	125	1765	92.9
Opponents.....		19	3800		532-1282	.415	153-423	.362	214-320	.669	240	440	680	35.8	353	-	239	242	30	124	1431	75.3

TEAM STATISTICS	UCLA	OPP	Date	Opponent	Score	Att.
SCORING	1765	1431	11/11/16	PACIFIC	w 119-80	8743
Points per game	92.9	75.3	11/13/16	CSUN	w 102-87	7149
Scoring margin	+17.6	-	11/17/16	SAN DIEGO	w 88-68	6893
FIELD GOALS-ATT	649-1219	532-1282	11/20/16	LONG BEACH STATE	w 114-77	8294
Field goal pct	.532	.415	1 11/24/16	vs Portland	w 99-77	3816
3 POINT FG-ATT	206-476	153-423	1 11/25/16	vs Nebraska	w 82-71	5153
3-point FG pct	.433	.362	2 11/27/16	vs Texas A&M	w 74-67	4221
3-pt FG made per game	10.8	8.1	11/30/16	UC RIVERSIDE	w 98-56	6328
FREE THROWS-ATT	261-357	214-320	12/03/16	at Kentucky	w 97-92	23976
Free throw pct	.731	.669	12/10/16	MICHIGAN	w 102-84	13571
F-Throws made per game	13.7	11.3	12/14/16	UC SANTA BARBARA	w 102-62	7484
REBOUNDS	742	680	3 12/17/16	vs Ohio State	w 86-73	19298
Rebounds per game	39.1	35.8	12/21/16	WESTERN MICHIGAN	w 82-68	10695
Rebounding margin	+3.3	-	* 12/28/16	at Oregon	L 87-89	12364
ASSISTS	420	239	* 12/30/16	at Oregon State	w 76-63	5596
Assists per game	22.1	12.6	* 01/05/17	CALIFORNIA	w 81-71	13659
TURNOVERS	229	242	* 01/08/17	STANFORD	w 89-75	13659
Turnovers per game	12.1	12.7	* 01/12/17	at Colorado	w 104-89	8755
Turnover margin	+0.7	-	* 01/14/17	at Utah	w 83-82	15027
Assist/turnover ratio	1.8	1.0				
STEALS	125	124	* = Conference game			
Steals per game	6.6	6.5	1 = Wooden Legacy, at Cal State Fullerton (Fullerton, Calif.)			
BLOCKS	113	30	2 = Wooden Legacy, Championship, at Honda Center (Anaheim, Calif.)			
Blocks per game	5.9	1.6	3 = CBS Sports Classic, at T-Mobile Arena (Las Vegas, Nev.)			
ATTENDANCE	96475	98206				
Home games-Avg/Game	10-9648	5-13144				
Neutral site-Avg/Game	-	4-8122				

Score by Periods	1st	2nd	Totals
UCLA	864	901	1765
Opponents	686	745	1431