



# 2018 TOWSON FOOTBALL

Football Contact: Dave Vatz • O: 410-704-3102 • C: 518-391-5165 • Email: [dvatz@towson.edu](mailto:dvatz@towson.edu)  
 Towson Media Relations, Unitas Stadium, 8000 York Road, Towson, MD 21252 • [www.TowsonTigers.com](http://www.TowsonTigers.com)

## 2018 SCHEDULE

Date	Opponent	Time/Result
Sept. 1	Morgan State MeTV/SPORTS Fever TV/ESPN+	W 36-10
Sept. 8	at Wake Forest ACC Network Extra	L 20-51
Sept. 15	at Villanova* Fox Sports Go/Fox College Sports	W 45-35
<b>Sept. 29</b>	<b>The Citadel</b> CAA.tv	<b>4 p.m.</b>
<b>Oct. 6</b>	<b>Stony Brook*</b> College Sports Live/CBS Digital	<b>4 p.m.</b>
<b>Oct. 13</b>	<b>William &amp; Mary*</b> CAA.tv	<b>4 p.m.</b>
Oct. 20	at UAlbany* CAA.tv	3:30 p.m.
Oct. 27	at Delaware* Fox Sports Go/Fox College Sports	3:30 p.m.
<b>Nov. 3</b>	<b>Maine*</b> College Sports Live/CBS Digital	<b>4 p.m.</b>
Nov. 10	at Elon*	12 p.m.
<b>Nov. 17</b>	<b>James Madison*</b> College Sports Live/CBS Digital	<b>2 p.m.</b>

\* - CAA conference game  
 All times are Eastern

## FOLLOW THE TIGERS

Radio \_\_\_\_\_ CBS Sports Radio 1300  
 Play-by-Play \_\_\_\_\_ Spiro Morekas  
 Color Analyst \_\_\_\_\_ Gordy Combs

Internet Audio \_\_\_\_\_ TowsonTigers.com  
 Live Stats \_\_\_\_\_ TowsonTigers.com

### Social Media

Facebook \_\_\_\_\_ Facebook.com/TowsonFootball  
 Twitter \_\_\_\_\_ @Towson\_FB, @TowsonTigers  
 Instagram \_\_\_\_\_ Instagram.com/Towson\_FB  
 YouTube \_\_\_\_\_ YouTube.com/TheTowsonTigers

## GAME 4 - 2018 SEASON

#25 TOWSON



2-1, 1-0 CAA

THE CITADEL



1-2, 1-2 SoCon

vs.

Sept. 29 • 4 p.m. • Johnny Unitas® Stadium • Towson, Md.

## GAMEDAY CENTRAL

Stadium \_\_\_\_\_ Johnny Unitas® Stadium  
 Capacity \_\_\_\_\_ 11,198  
 Surface \_\_\_\_\_ FieldTurf  
 Kickoff \_\_\_\_\_ 4 p.m.  
 Television \_\_\_\_\_ CAA.tv  
 \_\_\_\_\_ Spiro Morekas (PxP) and Gordy Combs (Analyst)  
 Radio \_\_\_\_\_ CBS Sports Radio 1300  
 \_\_\_\_\_ Spiro Morekas (PxP) and Gordy Combs (Analyst)  
 Internet \_\_\_\_\_ www.TowsonTigers.com  
 Series Record \_\_\_\_\_ First Meeting

## MATCHUP AT A GLANCE

Towson University \_\_\_\_\_ vs. \_\_\_\_\_ The Citadel, the Military College of South Carolina  
 Towson, Maryland \_\_\_\_\_ Location \_\_\_\_\_ Charleston, South Carolina  
 1866 \_\_\_\_\_ Founded \_\_\_\_\_ 1842  
 22,284 \_\_\_\_\_ Enrollment \_\_\_\_\_ 2,300  
 Colonial Athletic Association \_\_\_\_\_ Conference \_\_\_\_\_ Southern Conference  
 Johnny Unitas® Stadium \_\_\_\_\_ Stadium \_\_\_\_\_ Johnson Hagood Stadium  
 Tim Leonard \_\_\_\_\_ Athletics Director \_\_\_\_\_ Rob Acunto (interim)  
 1969 \_\_\_\_\_ First Year of Football \_\_\_\_\_ 1905  
 274-250-4 \_\_\_\_\_ All-Time Record \_\_\_\_\_ 503-557-32  
 Rob Ambrose, 10th season \_\_\_\_\_ Head Coach \_\_\_\_\_ Brent Thompson, 3rd season  
 54-55 \_\_\_\_\_ Record at School \_\_\_\_\_ 16-10  
 57-62 \_\_\_\_\_ Career Record \_\_\_\_\_ Same  
 5-6, 3-5 CAA \_\_\_\_\_ 2017 Team Record \_\_\_\_\_ 5-6, 3-5 SoCon

## STORY LINES

- ▶ Following its bye week, Towson finally has its home opener on Saturday, September 29th at 4 p.m., hosting The Citadel at Johnny Unitas® Stadium. This is the first of three straight home games for Towson.
- ▶ Towson holds its first national ranking since 2014, being placed #25 in the FCS Stats Poll.
- ▶ Towson earned its first victory over a top-10 opponent since 2013 on Sept. 15th, taking down then-#10 Villanova 45-35 in its CAA opener, coming in at 2-1 overall. The Citadel defeated Mercer on the road 38-31 this past Saturday to come in at 1-2, all games coming in Southern Conference play.
- ▶ This is the first-ever meeting between Towson and The Citadel. Towson takes on a South Carolina-based team for the first time since 2010, a home game vs. Coastal Carolina, and the first contest against a Southern Conference opponent since 2006, when the Tigers played Elon.
- ▶ Towson is celebrating its 50th year of football in 2018. Towson established its first team in 1969, winning 272 games since its beginning under four total head coaches. In its history, Towson has two national runner-up finishes (1976, 2013), two CAA titles (2011, 2012) and 11 seasons, across Division III, II and I-AA (FCS), finishing in the top-26 nationally.

# MEDIA INFORMATION

Sunday - 23	Monday - 24	Tuesday - 25	Wednesday - 26	Thursday - 27	Friday - 28	Saturday - 29
Off Day No availability	Practice 10:15 a.m.  No availability  Coach Ambrose CAA Teleconference 12-12:10 p.m.	Practice 10:15 a.m.  Players and Coaches available after practice	Practice 10:45 a.m.  Players and Coaches available after practice	Off  No availability	Practice 10:30 a.m.  No availability	Villanova 3:30 p.m.  Players and Coaches available after game

## Football Information

Offensive Formation \_\_\_\_\_ Pro-style, Hurry-up  
 Defensive Formation \_\_\_\_\_ Multiple  
 2017 Overall Record \_\_\_\_\_ 5-6  
 2017 Conference Record \_\_\_\_\_ 3-5  
 2017 Conference Finish \_\_\_\_\_ t-7th  
 Offensive Starters Returning/Lost \_\_\_\_\_ 9/2  
 Defensive Starters Returning/Lost \_\_\_\_\_ 6/5  
 First Varsity Season \_\_\_\_\_ 1969  
 Seasons/Winning Seasons \_\_\_\_\_ 49/24  
 Overall Record \_\_\_\_\_ 274-250-4 (.523)  
 All-Time Playoff Record \_\_\_\_\_ 6-6  
 CAA Titles \_\_\_\_\_ 2  
 \_\_\_\_\_ 2011, 2012  
 NCAA Playoff Appearances \_\_\_\_\_ 6  
 \_\_\_\_\_ 1976, 1983, 1984, 1986, 2011, 2013

## Stadium Information

Stadium Name \_\_\_\_\_ Johnny Unitas® Stadium  
 Field \_\_\_\_\_ FieldTurf Revolution  
 Capacity \_\_\_\_\_ 11,198  
 First Year \_\_\_\_\_ 1978  
 First Game \_\_\_\_\_ Sept. 9, 1978 (Towson 37, Mansfield 6)  
 Largest Crowd \_\_\_\_\_ 11,196 Dec. 3, 2011 (Lehigh 40, Towson 38 - FCS Playoffs)  
 Record at Stadium \_\_\_\_\_ 130-80-2

## Towson Coaches and Staff

Head Coach \_\_\_\_\_ Rob Ambrose (10th season)  
 Overall D1 Head Coaching Record \_\_\_\_\_ 57-62  
 Overall Record at Towson \_\_\_\_\_ 54-55  
 Offensive Coordinator, Quarterbacks \_\_\_\_\_ Jared Ambrose  
 Defensive Coordinator, Outside Linebackers \_\_\_\_\_ Lyndon Johnson  
 Special Teams Coordinator, Safeties \_\_\_\_\_ Joe Tricario  
 Wide Receivers \_\_\_\_\_ Justin Harper  
 Tight Ends \_\_\_\_\_ Tyree Foreman  
 Defensive Line \_\_\_\_\_ Konstantinos Kosmakos  
 Cornerbacks \_\_\_\_\_ Scott Lakatos  
 Inside Linebackers \_\_\_\_\_ Collin Bauer  
 Running Backs \_\_\_\_\_ Scott Van Zile  
 Director of Football Operations \_\_\_\_\_ Lance Yaniger  
 Video Coordinator \_\_\_\_\_ Leigha Presley  
 Strength & Conditioning Coach \_\_\_\_\_ Justin Lima  
 Director of Sports Medicine \_\_\_\_\_ Nathan Wilder  
 Head Athletic Trainer \_\_\_\_\_ Ariko Iso  
 Athletic Trainer \_\_\_\_\_ Alex Miller  
 Academic Advisor \_\_\_\_\_ Elysa Newman  
 Equipment Manager \_\_\_\_\_ Justin Hupp  
 Administrative Assistant \_\_\_\_\_ Susan Becker  
 Director of Media Relations \_\_\_\_\_ Dave Vatz

## Daily Media Availability

**Monday:** Coach Ambrose will be available during the CAA conference call. His weekly time slot is 12:00-12:10 p.m. Media members are encouraged to call in with questions by dialing 877-805-0692 and requesting the CAA Football teleconference.

**Tuesday:** Coach Ambrose, assistant coaches and players will be available at the conclusion of practice.

**Wednesday:** Coach Ambrose, assistant coaches and players will be available at the conclusion of practice.

**Thursday:** Coach Ambrose will be available on a case-by-case basis. Please contact the media relations office to put in a request. No players will be available after Wednesday.

**Friday and Sunday:** No Availability.

**Saturday:** Post-game availability only. Members of the Towson Athletics Media Relations staff will escort media representatives to the appropriate areas following the conclusion of the game. The Towson locker room, home and away, is closed to the media at all times.

Coach Ambrose and selected Tiger players will be brought to the designated interview area. At home games, that area is the Field View Room on the top floor of the Field House.

After a 10-minute cooling off period, the visiting team coaches and players will appear in the interview room. After the visiting team finishes, Coach Ambrose and selected players will appear in the interview room.

We ask the media to please say what outlet they are with before asking questions.

No Towson first-year freshmen will be made available.

At the midway point of the fourth quarter, interview requests will be collected.

Interviews after games on the road will be conducted based on the post-game policy of that institution.

## Practice Procedures

**Covering Practice:** Practices are generally open to the media. Please contact Dave Vatz no later than the day before you would like to attend practice. Vatz will provide parking information. Coach Ambrose reserves the right to close practice at any time.

**Note:** Player or coach interviews must not conflict with classes, meetings, training room treatments or other team obligations.

### *Did You Know?*

Towson University is the only program in NCAA history to make the playoffs at the Division III, Division II and Division I levels.

#### **Towson Notches Top-10 Victory at Villanova**

With Towson's 45-35 win over #10 Villanova on September 15th, the Tigers earned their first victory over a top-10 opponent since December 21, 2013, when the team defeated #3 Eastern Washington on the road in the FCS Playoffs.

Down 14-0 after 5:01 of play, Towson rallied for 35 straight points against Villanova and held the lead the rest of the way.

#### **Towson Football Celebrating 50th Year**

The Towson University football program is celebrating its 50th year this season.

Since its establishment in 1969, Towson has two national runner-up finishes (1976, 2013), two CAA titles (2011, 2012), an undefeated season in 1974 and 11 seasons, across Division III, II and I-AA (FCS), finishing in the top-26 nationally.

The celebration started with a meeting of all four Towson head coaches on June 20th: Carl Runk (1969-71), Phil Albert (1972-91), Gordy Combs (1992-2008) and Rob Ambrose (2009-present).

As part of the celebration, Towson is offering \$50 season tickets this year, good for all home games this season.

#### **Quarterback Competition in Camp**

Towson saw a pair of quarterbacks battle for the starting role in camp this season, with Tom Flacco winning the job. Flacco came to Towson as a graduate transfer from Rutgers and has two years of eligibility remaining.

He beat out last year's starter Ryan Stover, who had 2,001 yards passing with 11 touchdowns last year.



Monty Fenner, Rob Ambrose, Katherine Turner, Xavier Turner

#### **Towson Ranked #25 in STATS FCS Poll**

After its bye week, and a week following the victory over top-10 Villanova, Towson is nationally ranked in the STATS FCS Poll at #25, plus is the last team out of the FCS Coaches Poll.

It is the first time that Towson is nationally ranked since 2014. Towson had been ranked at some point in each season from 2011 through 2014, including as high as #2 in the 2013 season.

The CAA currently has seven of its 12 teams ranked, tying a league record plus is the most among all FCS conferences. James Madison (#2 in STATS), Elon (#11), Villanova (#13), Maine (#16), Stony Brook (#18) and Rhode Island (#22) are also in the rankings. Delaware and Richmond are each receiving votes.

#### **Defense Shaping Up**

Towson's defense also returns much of its starting ranks, led by its top five tacklers from 2017.

The team's leading tackler, Baltimore's own Diondre Wallace, had 90 from the defensive line in 2017 and has 224 in his career.

Monty Fenner, serving as a redshirt senior, was the team leader in interceptions last year with three, adding 72 tackles.

Redshirt sophomore linebacker Bryce Carter was second on the team with four sacks, tops among returners, adding 38 tackles, including eight for loss.

#### **Ambrose Returns for 10th Season**

Head coach Rob Ambrose returns at the helm of his alma mater for his 10th season.

Ambrose is the third head coach in Towson history to serve at least 10 seasons. He formerly was an assist under Gordy Combs from 1992-2000.

All three coordinators return as well for 2018: Jared Ambrose on offense, Lyndon Johnson on defense and Joe Tricario on special teams.

### **WARDELL TURNER SCHOLARSHIP**

Redshirt senior defensive back Monty Fenner was the inaugural winner of the Wardell Turner Memorial Scholarship in 2016.

The scholarship honors Sergeant Major Wardell B. Turner who was Killed in Action on November 24, 2014 in Kabul, Afghanistan. Sergeant Major Turner was serving in a NATO role advising Afghan security forces when his vehicle struck an Improvised Explosive Device.

The scholarship will be awarded annually to a defensive back on the football team that is in good academic standing and demonstrates the qualities and attributes exemplified by Wardell Turner; leadership, selfless service and commitment. Head Coach Rob Ambrose will award the scholarship.

## **GENERAL NOTES**

### **2018 HONORS**

#### **Tom Flacco (QB)**

- FCS Hon. Mention Player of the Week: 9/17
- CAA Co-Offensive Player of the Week: 9/17

#### **Aidan O'Neill (K)**

- CAA Special Teams Player of the Week: 9/3

### **2017 HONORS (RETURNERS)**

#### **Bryce Carter (DL)**

- CAA Rookie of the Week: 9/4
- STATS Honorable Mention National Freshman of the Week: 9/4

#### **Rodney Dorsey (KR)**

- All-CAA Second Team

#### **Aidan O'Neill (K)**

- All-CAA Third Team
- College Sports Madness Third-Team Preseason All-American
- CAA Special Teams Player of the Week: 9/18
- STATS National Special Teams Player of the Week: 9/18

#### **Shane Simpson (KR)**

- College Sports Madness Second-Team Preseason All-American
- Preseason All-CAA

#### **Ryan Stover (QB)**

- CAA Rookie of the Week: 9/18, 10/30, 11/20
- STATS Honorable Mention National Freshman of the Week: 9/18

#### **Coby Tippett (DB)**

- CAA Rookie of the Week: 11/13
- STATS Honorable Mention National Freshman of the Week: 11/13

# GENERAL NOTES

## Towson All-Time in Home Openers

This is Towson's 50th home opener all-time, including the 41st at Minnegan Field at Johnny Unitas® Stadium.

All-time, Towson is 38-11 in home openers, having won its last three and 12 of its previous 13. Under head coach Rob Ambrose, Towson is 8-1 in home openers.

September 29th is the latest date for a home opener in Towson football history.

Date	Opponent	Result
9/20/69	Washington & Lee	L, 13-14
9/19/70	Gallaudet	W, 29-0
9/25/71	Washington & Lee	W, 10-7
9/16/72	Central Connecticut	L, 14-40
9/22/73	Rowan	W, 33-26
9/28/74	Randolph-Macon	W, 20-6
9/13/75	Mansfield	W, 27-15
9/25/76	Randolph-Macon	W, 49-15
9/10/77	UMES	W, 13-12
9/9/78	Mansfield	W, 37-6
9/1/79	Morgan State	L, 7-34
9/6/80	New York Tech	W, 23-0
9/5/81	Morgan State	L, 13-17
9/11/82	Slippery Rock	W, 28-21
9/10/83	New York Tech	W, 60-0
9/1/84	Shepherd	W, 23-13
9/7/85	Shepherd	W, 28-10
9/6/86	Buffalo	W, 37-8
9/19/87	Indiana (Pa.)	L, 7-10
9/10/88	Northeastern	W, 45-34
9/16/89	Indiana (Pa.)	L, 0-27
9/15/90	Lehigh	L, 14-35
9/14/91	Boston Univ.	L, 8-10
9/19/92	Bucknell	W, 24-21
9/11/93	Central Connecticut	W, 42-7

9/10/94	Buffalo	W, 32-16
9/9/95	Butler	W, 34-3
9/28/96	Dayton	L, 17-24
9/6/97	Monmouth	W, 22-21
9/3/98	Morgan State	W, 15-10
9/4/99	Monmouth	W, 34-7
9/16/00	Morgan State	W, 31-7
9/8/01	Lafayette	W, 16-13 (OT)
9/5/02	Morgan State	W, 49-28
9/6/03	Lock Haven	W, 50-19
9/25/04	Northeastern	L, 3-27
9/1/05	Morgan State	W, 29-26
9/2/06	Morgan State	W, 30-2
8/30/07	Central Connecticut	W, 20-10
9/6/08	Morgan State	W, 21-16
9/19/09	Coastal Carolina	W, 21-17
9/11/10	Coastal Carolina	W, 47-45 (OT)
9/3/11	Morgan State	W, 42-3
9/15/12	William & Mary	W, 20-17
9/14/13	Delaware State	W, 49-7
8/30/14	Central Connecticut	L, 27-31
9/12/15	Saint Francis (Pa.)	W, 35-20
9/10/16	Saint Francis (Pa.)	W, 35-28
9/2/17	Morgan State	W, 10-0

## Two All-CAA Players Return

Of Towson's three 2017 All-CAA personnel, two come back for the 2018 season.

Rodney Dorsey's freshman campaign saw him earn All-CAA Second Team honors. He averaged 24.2 yards per kickoff return, totaling 363 yards, adding 167 receiving yards.

Junior Aidan O'Neill was placed on the Third Team, kicking 68.4% (13-19) and knocking down 17 extra points. It is his second year in a row on the All-CAA Third Team.

Towson's third All-CAA player, senior Kanyia Anderson, graduated last season.

## Last Time Out (Towson 45, Villanova 35) (9/15/18 - Villanova, Pa.)

Towson used 35 consecutive points to come back and take down #10/10 Villanova 45-35 on the road to win its Colonial Athletic Association (CAA) opener.

### Passing

Tom Flacco (TU): 27-37, 320 yards, 3 TD, 1 INT  
Zach Bednarczyk (VU): 26-35, 389 yards, 4 TD, 1 INT

### Rushing

Shane Simpson (TU): 19 rush, 100 yards  
Aaron Forbes (VU): 8 rush, 74 yards

### Receiving

Shane Leatherbury (TU): 5 catches, 113 yards, 2 TD  
Jarrett McClenton (VU): 6 catches, 114 yards, 1 TD

### Defense

Keon Paye (TU): 7 tackles, 1 INT, 1 TFL  
Bryce Carter (TU): 2 tackles, 1 sack, 1 FF, 2 TFL  
Christian Benford (VU): 11 tackles, 1 TFL  
Jeff Steeb (VU): 9 tackles, 1 sack, 1 INT

## Towson Picked 10th in CAA Preseason Poll

Towson was voted 10th in the CAA preseason poll, voted on by the league's head coaches and media relations directors. Towson went 5-6 last season and finished tied for seventh in the CAA at 3-5.

### CAA Preseason Poll (first place votes, points)

1. James Madison (21), 241
2. New Hampshire (2), 206
3. Delaware, 182
4. Stony Brook, 169
5. Elon (1), 168
6. Villanova, 164
7. Richmond, 127
8. Maine, 81
9. UAlbany, 78
- 10. Towson, 74**
11. William & Mary, 55
12. Rhode Island, 39

## 2018 GAME-BY-GAME OFFENSIVE STARTERS

	WR	LT	LG	C	RG	RT	WR	TE/WR	FB/TE	RB	QB
Morgan St.	Greenwood	A. Garnett	Grzymkowski	Russolillo	Ventimiglia	Kauffman	Gallahan	Knudson (TE)	Perkins (FB)	Simpson	Flacco
Wake Forest	Greenwood	A. Garnett	Grzymkowski	Russolillo	Ventimiglia	Kauffman	Gallahan	Allen (WR)	Clark (TE)	Simpson	Flacco
Villanova	Greenwood	A. Garnett	Grzymkowski	Russolillo	Cheripko	Kauffman	Gallahan	Leatherbury (WR)	Clark (TE)	Simpson	Flacco
Citadel											
SBU											
W&M											
UAlbany											
Delaware											
Maine											
Elon											
JMU											

## 2018 GAME-BY-GAME DEFENSIVE STARTERS

	DL	DL	DL	DL	LB	LB	LB	DB	DB	DB	DB
Morgan St.	Carter	Harps Upshur	Cook	DeBerry	Paye	Wallace	Hayward	Shuman	Fenner	Reaves	Gillette
Wake Forest	Carter	Harps Upshur	Cook	DeBerry	Paye	Wallace	Hayward	Shuman	Fenner	Reaves	Gillette
Villanova	Carter	Harps Upshur	Cook	DeBerry	Paye	Wallace	Hayward	Shuman	Fenner	Gay	Gillette
Citadel											
SBU											
W&M											
UAlbany											
Delaware											
Maine											
Elon											
JMU											

## GENERAL NOTES

### Top Passing QB in the CAA.....

Tom Flacco has already turned heads this season, standing as the #1 QB in the CAA in passing yards a game with 303.3 and total offense with 338 yards a contest. He is currently throwing 69.0% from the air.

Flacco's 303.3 passing yards a game stands sixth in all of FCS football, while his 26.67 completions a contest is also sixth.

His 386 total offensive yards in the game at Villanova is currently the second-highest single game total by a CAA player this season. In that game, he had 320 passing yards and 66 yards on the ground.

### ....and Getting His Name in Towson Records

Tom Flacco completed 35 (out of 51) passes against Wake Forest on September 8th, tying for seventh all-time in Towson history in a single game.

Flacco was the first Tiger to earn over 30 completions in a game since Sean Schaefer in 2008.

### Streaking Shane

Shane Leatherbury stands in the top-6 in the CAA in numerous categories, including being fourth with 98 receiving yards a game, sixth with six receptions a contest and also sixth in scoring on 8.3 points per game.

### New Faces on the Coaching Staff

Head coach Rob Ambrose has some new people on the staff this season.

Tyree Foreman, Tight Ends  
 --Last at: Tennessee Tech  
 Collin Bauer, Inside Linebackers  
 --Last at: Rutgers  
 Matt Applebaum, Offensive Line  
 --Last at: Davidson  
 Justin Harper, Wide Receivers  
 --Last at: Virginia State  
 Scott Lakatos, Cornerbacks  
 --Last at: Monmouth

### Tigers in the NFL

With the NFL starting on September 9th, two Tigers made active National Football League rosters in the professional ranks.

Jordan Dangerfield '13 made the Pittsburgh Steelers roster while Jermon Bushrod '07 continues his career with the New Orleans Saints.

Tye Smith '15 is with the Tennessee Titans, but was injured in preseason and is not on the active roster.

Two other Tigers, Darius Victor '17 and Terrance West '14, were with the Indianapolis Colts and Saints respectively in the preseason.

In addition, Frank Beltre '13 competed with the Toronto Argonauts in the Canadian Football League in 2018.

### Towson University Finishes 2nd in Helper Helper Community Service

As a university, Towson finished second nationally in the 2018 NCAA Team Works Helper Helper Community Service Competition from January to April 2018.

With football in the mix, Towson student-athletes participated in 44 events during the competitions, logging 6,427 hours of community service.

### Ambrose - 4th Longest Tenured CAA Coach

Head coach Rob Ambrose is serving at the helm of Towson for his 10th season in 2018, making him the 4th-longest tenured coach in the CAA.

With William & Mary's Jimmie Laycock (39th season) retiring after the 2018 season, Ambrose will move up to 3rd in tenure next year.

Also ahead of Ambrose in years is New Hampshire's Sean McDonnell (20th season) and Stony Brook's Chuck Priore (13th season).

### CAA STAT LEADERS

#### Tom Flacco (QB)

--Passing Average: 1st (303.3 ypg)  
 --Total Offense: 1st (338.0 ypg)

#### Sam Gallahan

--Receptions Per Game: 9th (5.0)

#### Shane Leatherbury (WR)

--Receptions Per Game: 6th (6.0)  
 --Receiving Yards Per Game: 4th (98.0)  
 --Scoring: 6th (6.7 points per game)

#### Aidan O'Neill (K)

--Field Goal %: 2nd (83.3%)  
 --Field Goals Made: t-3rd (5)  
 --Scoring: 2nd (8.3 points per game)

#### Keon Paye (LB)

--Tackles Per Game: t-9th (8.0)

#### Shane Simpson (RB/KR)

--Kick Return Average: 3rd (24.6 ypr)  
 --All-Purpose Yards Per Game: 3rd (148.7)  
 --Scoring: t-3rd (8.0 points per game)

#### Pat Toomey (P)

--Punting Average: 1st (42.9 ypp)

#### Diondre Wallace (LB)

--Tackles Per Game: t-12th (7.7)

### Team Statistics (out of 12 teams)

Scoring Offense: 3rd (33.7 ppg)  
 --Rushing Offense: 5th (143.0 ypg)  
 --Pass Offense: 1st (303.3 ypg)  
 --Total Offense: 2nd (446.3 ypg)  
 Scoring Defense: 9th (32.0 ppg)  
 --Rushing Defense: 8th (168.0 ypg)  
 --Pass Defense: 11th (245.0 ypg)  
 --Total Defense: 8th (413.0 ypg)  
 Turnover Margin: 6th (+2)  
 Penalties: 11th (76.0 ypg)  
 Red Zone:  
 --Offense: 2nd (92.9% conversion)  
 --Defense: t-11th (92.3% conversion)

## RED-ZONE SCORING

Opponent	Times In RZ	Times Scored	Total Pts	Rush TDs	Pass TDs	FGs Made	FGs Att	-----Failed to score inside RZ-----					
								Downs	Int	Fumb	Half	Game	
at Morgan State	6	7	27	3	1	2	3	3	1	0	0	0	0
at Wake Forest	2	2	12	2	0	2	0	0	0	0	0	0	0
at Villanova	5	5	27	4	2	2	1	1	0	0	0	0	0
The Citadel	0	0	0	0	0	0	0	0	0	0	0	0	0
Stony Brook	0	0	0	0	0	0	0	0	0	0	0	0	0
William & Mary	0	0	0	0	0	0	0	0	0	0	0	0	0
at UAlbany	0	0	0	0	0	0	0	0	0	0	0	0	0
at Delaware	0	0	0	0	0	0	0	0	0	0	0	0	0
Maine	0	0	0	0	0	0	0	0	0	0	0	0	0
at Elon	0	0	0	0	0	0	0	0	0	0	0	0	0
James Madison	0	0	0	0	0	0	0	0	0	0	0	0	0
<b>Totals</b>	<b>13</b>	<b>14</b>	<b>66</b>	<b>9</b>	<b>3</b>	<b>6</b>	<b>4</b>	<b>4</b>	<b>1</b>	<b>0</b>	<b>0</b>	<b>0</b>	<b>0</b>

Total Red Zone Scoring: 8-of-9 (92.9%)

# GENERAL NOTES

## ALL-TIME SHUTOUTS

<b>1970</b>		
S.19	Gallaudet	29-0
N.14	Shepard College	10-0
<b>1974</b>		
O.26	Johns Hopkins	44-0
N.9	Hampden-Sydney	24-0
<b>1976</b>		
S.11	UMES	30-0
O.9	Frostburg State	12-0
O.15	Rowan	21-0
O.23	Bowie State	30-0
O.30	Salisbury	21-0
<b>1977</b>		
S.24	Randolph-Macon	3-0
<b>1978</b>		
O.14	Frostburg State	14-0
O.20	Rowan	22-0
N.4	Salisbury	27-0
<b>1979</b>		
S.22	Randolph-Macon	16-0
O.13	Wayne State	7-0
<b>1980</b>		
S.20	New York Tech	23-0
N.1	Delaware State	30-0
<b>1981</b>		
O.10	Central Connecticut	28-0
O.24	Merchant Marine	24-0
<b>1983</b>		
S.10	New York Tech	60-0
S.24	Slippery Rock	28-0
O.8	Morgan State	48-0
O.22	Mansfield	37-0
<b>1984</b>		
O.13	District of Columbia	31-0
<b>1986</b>		
O.18	Morgan State	21-0
<b>1994</b>		
S.24	Charleston Southern	51-0
N.21	Southern Connecticut	48-0
<b>1999</b>		
O.2	Holy Cross	14-0
<b>2000</b>		
O.28	Monmouth	12-0
<b>2002</b>		
N.2	Monmouth	20-0
<b>2005</b>		
S.10	Lock Haven	70-0
<b>2015</b>		
O.31	Delaware	19-0
<b>2017</b>		
S.2	Morgan State	10-0

### O'Neill Sets School Career FG Record

Junior Aidan O'Neill set a new school all-time record for career field goals made on September 1st. In his career, O'Neill has connected on 36 field goals, including four on September 1st vs. Morgan State to set the new record.

His surpassed the mark set by Ed Kulic (1998-2001) and Randy Bielski (1976-79) for the previous all-time record of 32. O'Neill also holds the single-season record with 18 made field goals in 2016.

### Wallace Approaching Towson Top-10 in Tackles

Senior Diondre Wallace has 224 career tackles, including 128 unassisted, earning at least 45 tackles each of his first three seasons.

394t more tackles would place Wallace in the top-10 all time in Towson history. Randy Bielski had 263 tackles from 1976-79.

The all-time leader in tackles in Towson history is Jeff Boller, who had 382 from 1979-82.

### Fenner Rising Up the INT Ranks

Including three interceptions last year, redshirt senior Monty Fenner has five picks in his collegiate career. He is three away from tying for 10th all-time in Towson history.

Towson's all-time leader in interceptions is Gary Rubeling, with 25 from 1980-83.

### Eight Graduates Suiting Up for Towson

In the true form of student-athlete, eight Towson players take the field as college graduates. Six of them are Towson graduates and two are graduate transfers.

Sam Gallahan, Joseph Green, Zain Harps Upshur, Matt Kauffman, Grant Udinski and Troy Vincent Jr. all graduated from Towson this past year and continue to play for the Tigers.

Ricky DeBerry earned his degree from the University of Oklahoma while Tom Flacco graduated from Rutgers University.

All eight players were honored, along with all other graduates continuing to play college football, in a press release by the National Football Foundation.

### Towson Graduates Coach the Team

Along with Ambrose, in the Towson Class of 1993, two other coaches are former Tigers. Defensive line coach Konstantinos Kosmakos played for Towson and graduated in 2006 while second-year running backs coach Scott Van Zile is a 1999 graduate. Towson's director of football operations, Lance Yaniger, graduated as a Tiger in 2011.

### Baltimore Natives Staying Home.....

Towson sports a trio of players from the city of Baltimore.

Out of Arundel High comes Diondre Wallace, who has over 200 tackles with Towson. Also at linebacker is sophomore Marcel Allen from Milford Mill Academy, while tight end Myles Wright comes from St. Frances Academy.

### ...As are Marylanders....

In all, 27 Towson players on the numerical roster hail from the state of Maryland. They come from all across the state, including as far west as Frederick, as far south as Waldorf and across the Shore from Salisbury.

### ...Plus Those Across the Sea

Two international players will assist the Tigers this season.

Malik Tyne will play his redshirt junior campaign after playing the last two years at linebacker. From Belgium comes Tibo Debaillie, who played all 11 games last year on the defensive line.

### Nice to Meet You

Towson has two games this season against opponents meeting the Tigers for the first time in program history.

Towson's game against an FBS opponent is against Wake Forest in Winston-Salem, North Carolina on September 8th, the first game against an ACC opponent since 2011, when the Tigers played Maryland.

In addition, the home opener will be played against the Citadel, a school in Charleston, South Carolina.

### Towson Wins the Battle For Greater Baltimore

For the second straight season, Towson earned a victory over crosstown rival Morgan State, winning 36-10 to retain the Battle for Greater Baltimore trophy. Towson scored 24 unanswered points in just over 26 minutes of play in the victory.

### Towson Begins CAA Play on the Road, Again

For the fourth consecutive season, Towson will begin conference play on the road. This year, the Tigers take on Villanova to start CAA play on September 15th. Towson is 0-3 in these CAA openers.

It is the second time in three years that Towson opens CAA play at Villanova. 2017 saw Towson begin league competition at Stony Brook, while 2015 it was at Elon.

The last time Towson began CAA play with a home game was in 2014, hosting Maine.

**The Game**

Following the bye week, Towson returns home for three consecutive games at Johnny Unitas® Stadium, starting with the home opener against The Citadel on Saturday, September 29th at 4 p.m.

Towson plays five home games in the regular season. September 29th is the latest date that Towson has ever hosted its first home game.

Towson and The Citadel meet for the first time ever on Saturday.

**Coverage of the Game**

The game will be broadcast online on CAA.tv free of charge to the public.

Spiro Morekas, the Voice of the Tigers, will be on the call live from Towson, joined by Gordy Combs on CBS Sports Radio 1300. The radio call will be simulcast on the CAA.tv video broadcast.

**About Johnny Unitas® Stadium**

Minnegan Field at Johnny Unitas® Stadium has been the home of Towson football since 1978. The stadium underwent a major renovation from 1999-2002 and stands as the third-largest college football facility in the state of Maryland.



**Scouting The Citadel**

The Citadel was predicted to finish seventh in the Southern Conference preseason poll after tying for sixth in the league last year. The Bulldogs, playing their first non-conference game of the year, run the triple option offense.

Brent Thompson is in his third season as head coach of the Bulldogs and fifth season overall with the program. He worked for two years under Mike Houston, who is now the head coach at James Madison. Thompson led the team to 15 wins in his first two years, which is the top such mark in program.

At quarterback is junior Jordan Black. On passes, he is 38.7% from the air with 280 yards and two touchdowns, averaging four completions a game. He top target on passing is running back Grant Drakeford, a senior with five catches for 127 yards and a touchdown.

For the triple option, five Bulldogs have at least 19 carries. Drakeford has the most success with 220 yards on 24 carries and a score. Junior Lorenzo Ward has taken the ball 57 times for 219 yards and two touchdowns, while Black from QB has 148 yards on 46 carries, scoring three times. The Citadel has two preseason all-conference players on the offensive line: senior right guard Tyler Davis and junior right tackle Drew McEntyre.

On defense, The Citadel is fourth in the SoCon in yards allowed a game at 399. The team's two leaders in tackles each play linebacker: sophomore Willie Eubanks III has a team-high 17 tackles with a sack while senior Noah Dawkins has tallied 14 tackles, 1.5 sacks, two interceptions and 3.5 tackles for loss. On the defensive line: senior Joseph Randolph III has 3.5 tackles for loss and a sack.

**GENERAL NOTES**

**The Citadel Quick Facts**

Location \_\_\_\_\_ Charleston, S.C.  
 Enrollment \_\_\_\_\_ 2,300  
 Nickname \_\_\_\_\_ Bulldogs  
 Colors \_\_\_\_\_ White and Blue  
 Conference \_\_\_\_\_ Southern Conference  
 President \_\_\_\_\_ Gen. Glenn M. Walters, USMC  
 Athletics Director \_\_\_\_\_ Rob Acunto (interim)  
 Head Coach \_\_\_\_\_ Brent Thompson  
 Record at School \_\_\_\_\_ 16-10 (3rd season)  
 Career Record \_\_\_\_\_ Same  
 2017 Record \_\_\_\_\_ 5-6  
 Conference Record (Finish) \_\_\_\_\_ 3-5 (t-6th)  
 Off/Def Starters Returning \_\_\_\_\_ 13  
 Off/Def Starters Lost \_\_\_\_\_ 9  
 SID \_\_\_\_\_ Josh Brush  
 Email \_\_\_\_\_ jbrush@citadel.edu  
 Office \_\_\_\_\_ 843-953-6795  
 Web \_\_\_\_\_ citadelsports.com

Towson's Opening Drives		
Opp	1st	2nd
at Morgan State	TO-Downs	TD
at Wake Forest	TD	Punt
at Villanova	Punt	INT
The Citadel		
Stony Brook		
William & Mary		
at UAlbany		
at Delaware		
Maine		
at Elon		
Rhode Island		

**2018 TIGER SCHEDULE & RESULTS**

DATE	OPPONENT	TV	RESULT/TIME	SERIES	NOTES
Sept. 1	@ Morgan State	MeTV/SportsFever	W 36-10	TU leads 19-6	Largest Towson margin of victory since 2013
Sept. 8	@ Wake Forest	ACC Net. Extra	L 20-51	Wake leads 1-0	Flacco's 35 completions tied for 7th all-time in TU history
Sept. 15	@ Villanova*	Fox Sports Go	W 45-35	VU leads 9-6	First Towson victory over top-10 opponent since 2013
Sept. 29	The Citadel	TBA	4 p.m.	First Meeting	50th Anniversary Team celebration
Oct. 6	Stony Brook*	CBS Digital	4 p.m.	SBU leads 3-2	Healthcare Appreciation Game
Oct. 13	William & Mary*	TBA	4 p.m.	W&M leads 9-5	Family Weekend
Oct. 20	@ UAlbany*	TBA	3:30 p.m.	TU leads 3-2	First Towson-UAlbany game since 2013 (2nd since 2003)
Oct. 27	@ Delaware*	Fox Sports Go	4 p.m.	UD leads 11-8	Towson won 2017 meeting on final minute TD
Nov. 3	Maine*	CBS Digital	4 p.m.	ME leads 7-6	Homecoming; First UAlbany-Maine game since 2015
Nov. 10	@ Elon*	TBA	Noon	TU leads 5-2	Elon won 2017 meeting in double overtime
Nov. 17	James Madison*	CBS Digital	2 p.m.	JMU leads 19-6-1	Military Appreciation Day, Senior Day

\* - Denotes CAA game • All times are central

**HEAD COACH ROB AMBROSE****ROB  
AMBROSE**

Head Coach

10th Season • Towson, '93



Rob Ambrose has led Towson football to 54 wins, a pair of CAA championships and two NCAA FCS playoff appearances. Heading into his 10th season at the helm of the Tiger football program in 2018, Ambrose has his sights set on a return to the NCAA FCS National Championship game.

2017 saw Towson earn victories in its final two games to finish 5-6, tying for seventh place in the league. The Tigers won the first Battle for Greater Baltimore over Morgan State and rival Delaware.

The 2015 Tigers returned to their winning ways as they put together a four-game winning streak en route to a 7-4 season. The defense carried the way as they recorded the first shutout over Delaware, and put together a streak of seven-straight scoreless quarters.

Coming off an NCAA FCS Championship game appearance the year before, the Tigers battled a plethora of injuries during the 2014 season. For the second-straight year, a Tiger was selected in the NFL Draft. Just one year after running back Terrance West was selected by the Cleveland Browns in the third round, cornerback Tye Smith went in the fifth round of the 2015 NFL Draft to the Seattle Seahawks.

In 2013, he guided the Tigers to a magical season as Towson reached the NCAA FCS championship game by beating No. 9 Fordham, No. 2 Eastern Illinois and No. 3 Eastern Washington in consecutive weeks. Towson finished the campaign with a 13-3 record; the 13 wins were a school record.

Ranked second in the final NCAA FCS polls, Towson won the Lambert/Meadowlands Award as the top FCS team in the East. The Tigers were also honored as the ECAC FCS Team of the Year.

In the 2012 season, Ambrose led the Tigers to a 7-4 record against an extremely difficult schedule. The Tigers lost to a pair of nationally-ranked FBS programs in Kent State and LSU. But, Towson finished the season with a 6-2 CAA record as the Tigers shared the league title.

In 2011, just his third season as the Tigers' head coach, Ambrose guided Towson to one of the most dramatic turnarounds in college football history. Only one season removed from a 1-10 record, the 2011 team became the "Turnaround Tigers" by going 9-3. Their 7.5-game improvement was the most dramatic improvement in NCAA Division I history.

Towson posted a 9-2 regular season record, beat six nationally-ranked teams and won the

CAA championship outright with a 7-1 record in 2011. The Tigers also made their first appearance in the NCAA FCS playoffs, becoming the first program to earn playoff berths at the Division III, Division II and FCS (I-AA) levels.

Once the season ended, Ambrose was honored as the 2011 CAA Coach of the Year, the AFCA District Coach of the Year and was a finalist for the Liberty Mutual Coach of the Year. In January 2012, he was the recipient of the Eddie Robinson Award as the top coach in FCS football.

**The UConn years (2002-08)**

Ambrose joined the staff at UConn as the Huskies grew from an NCAA Division I-AA program into a major college contender. During his seven seasons in Storrs, Connecticut, the Huskies were 49-36 with just two losing seasons. UConn made three bowl appearances in five years, debuted in the AP national rankings at 16th, and won a share of the Big East title in 2007.

Joining the staff as the quarterbacks coach, Ambrose played a major role in the development of Dan Orlovsky, the first UConn quarterback to play in the NFL as a fifth-round draft pick by the Detroit Lions. In 2008 as the offensive coordinator, Ambrose coached Donald Brown, an All-American and the 2008 BIG EAST Offensive Player of the Year. Brown led the nation with 2,083 yards on 367 carries and became the first UConn player to be selected in the first round of the NFL draft.

**First head coaching job – Catholic (2001)**

Ambrose left Towson after the 2000 season to become the head coach at Catholic University, a Division III program in Washington, D.C. In one year at Catholic, Ambrose led the Cardinals to a 3-7 record.

**As a Tiger assistant (1992-2000)**

In nine years as a Tiger assistant, the team went 54-36 with only two losing seasons. Ambrose started as a student-assistant before being promoted to wide receivers coach in 1993, offensive coordinator in 1997 and then to associate head coach in 2000.

He coached four All-Americans in running back Tony Vinson, quarterback Dan Crowley, and wide receivers Mark Orlando and Jamal White. Vinson led the nation in rushing yards

(2,016), all-purpose yards (2,073) and points scored (138) in 1993. Vinson went on to be a fifth-round draft pick of the San Diego Chargers. Orlando earned All-America notice by catching 55 passes for 1,223 yards and 12 touchdowns.

In 1999, Towson led the nation in passing yardage, averaging 381.2 passing yards per game.

**His collegiate playing career**

As a player at Towson, Ambrose started his career as a quarterback but moved to wide receiver as a sophomore. In 1990, he caught four passes for 20 yards. As a junior, he had four catches for 35 yards. Three of those receptions were touchdown passes from Dan Crowley. He caught an 11-yard TD pass at James Madison, a seven-yard TD toss at Liberty and a 14-yard TD pass against Hofstra. An injury in the spring before his senior year forced Ambrose to the sidelines.

**The Ambrose family**

The Tigers' coach is the son of one of the most successful high school football coaches in Maryland. His father, Tim, was the head coach at Middletown for 31 years and won 249 games, leading the Knights to 14 Monocacy Valley League championships. He retired in 2013, just in time to follow the Tigers' march to the NCAA championship game. The former athletic director at Middletown, he stepped down as football coach after the 2004 season. Coach Ambrose's brother, Jared, was an assistant football coach at Delaware for two years before joining the Tigers' staff. He is currently the program's offensive coordinator.

Ambrose and his wife, Melissa, have two children: Grace and Riley.

**THE AMBROSE FILE**

2009-present \_\_\_\_\_ Towson, Head Coach  
2006-08 \_\_\_\_\_ Connecticut, Off. Coord.  
2002-05 \_\_\_\_\_ Connecticut, QB Coach  
2001 \_\_\_\_\_ Catholic, Head Coach  
2000 \_\_\_\_\_ Towson, Assoc. HC/OC  
1997-99 \_\_\_\_\_ Towson, Offensive Coordinator  
1992-96 \_\_\_\_\_ Towson, Wide Receivers

**NOTABLE**

Led Tigers to school-record 13 wins and first national championship game appearance in 2013.





2011 Eddie Robinson National Coach of the Year.

Helped Tigers to a 9-3 record in 2011, completing the largest turnaround in NCAA history, improving win total by 7.5 games.

Played collegiately at Towson for three years. Began career as a quarterback, before moving to wide receiver.



**TWO DEEP-VS. THE CITADEL****OFFENSE**

WR- X	<b>7</b>	<b>Jabari Greenwood</b>	<b>6-3 195</b>	<b>R-Jr.</b>	DL	<b>53</b>
	18	Jabari Allen	6-4 188	So.		97
LT	<b>75</b>	<b>Andrew Garnett</b> 	<b>6-5 294</b>	<b>R-So.</b>	DL	<b>90</b>
	73	Alex Desire	6-5 291	Fr.		11
LG	<b>74</b>	<b>Aaron Grzymkowski</b> 	<b>6-4 289</b>	<b>R-So.</b>	DL	<b>92</b>
	71	Brendan Cassels 	6-3 297	R-So.		95
C	<b>53</b>	<b>Nico Russolillo</b>	<b>6-1 296</b>	<b>R-So.</b>	DL	<b>4</b>
	78	Nick Carnesale	6-1 282	R-Jr.		31
RG	<b>54</b>	<b>Cole Cheripko</b> 	<b>6-4 284</b>	<b>So.</b>	LB	<b>12</b>
	76	Zane Ventimiglia	6-3 300	Jr.		52
RT	<b>68</b>	<b>Matt Kauffman</b>	<b>6-5 299</b>	<b>R-Sr.</b>	LB	<b>56</b>
	72	Josh Diaz	6-5 301	So.		38
TE	<b>42</b>	<b>Joe Green</b>	<b>6-2 242</b>	<b>R-Sr.</b>	LB	<b>50</b>
	80	Chris Clark	6-5 255	R-So.		55
WR- Z	<b>9</b>	<b>Sam Gallahan</b>	<b>6-1 193</b>	<b>R-Sr.</b>	CB	<b>2</b>
	3	Shane Leatherbury 	5-10 165	R-SJr.		7
QB	<b>14</b>	<b>Tom Flacco</b>	<b>6-1 208</b>	<b>R-Jr.</b>	S	<b>8</b>
	16	Ryan Stover	6-4 210	R-So.		6
FB	<b>39</b>	<b>Bryce Perkins</b>	<b>6-3 264</b>	<b>So.</b>	S	<b>9</b>
	87	Myles Wright 	6-2 246	So.		35
TB	<b>13</b>	<b>Shane Simpson</b>	<b>5-9 200</b>	<b>R-Jr.</b>	CB	<b>25</b>
	19	Kobe Young	6-0 189	So.		23

**DEFENSE**

							<b>Bryce Carter</b>	<b>6-3 262</b>	<b>R-So.</b>
							Grant Udinski	6-3 240	R-Sr.
							<b>Zain Harps Upshur</b>	<b>6-6 235</b>	<b>R-Sr.</b>
							Charles Garnett	6-2 300	Jr.
							<b>Niquekko Cook</b> 	<b>6-5 268</b>	<b>R-Sr.</b>
							Sam Gyeni 	6-0 269	So.
							<b>Ricky DeBerry</b>	<b>6-1 235</b>	<b>R-Jr.</b>
							Malik Tyne	6-2 235	R-Jr.
							<b>Keon Paye</b> 	<b>6-0 217</b>	<b>R-Jr.</b>
							DyMelle Parker	6-2 211	So.
							<b>Diondre Wallace</b> 	<b>6-0 233</b>	<b>Sr.</b>
							Chris Tedder	6-0 219	Sr.
							<b>Robert Heyward</b>	<b>5-10 217</b>	<b>R-Jr.</b>
							Christian Dixon	5-11 214	So.
							<b>Brandon Shuman</b>	<b>5-11 180</b>	<b>Jr.</b>
							Troy Vincent, Jr. 	5-10 200	Sr.
							<b>Monty Fenner</b> 	<b>6-0 190</b>	<b>R-Sr.</b>
							Jamal Gay	6-1 178	Fr.
							<b>Mantriel Reaves</b>	<b>6-2 199</b>	<b>So.</b>
							Cody Tippet	5-10 195	So.
							<b>Terrill Gillette</b> 	<b>5-10 180</b>	<b>Jr.</b>
							Jirhe Love	6-0 182	So.

**SPECIALISTS**

FG	<b>30</b>	<b>Aidan O'Neill</b>	<b>6-1 199</b>	<b>Jr.</b>	H	<b>16</b>	<b>Pat Toomey</b>	<b>6-2 196</b>	<b>R-Sr.</b>
	48	Brandon Chiazza	5-11 174	R-Fr.		2	Triston Harris	6-2 210	R-So.
KO	<b>16</b>	<b>Pat Toomey</b>	<b>6-2 196</b>	<b>R-Sr.</b>	KR	<b>13</b>	<b>Shane Simpson</b>	<b>5-9 200</b>	<b>R-Jr.</b>
	30	Aidan O'Neill	6-1 199	Jr.		19	Kobe Young	6-0 189	So.
P	<b>16</b>	<b>Pat Toomey</b>	<b>6-2 196</b>	<b>R-Sr.</b>	PR	<b>13</b>	<b>Shane Simpson</b>	<b>5-9 200</b>	<b>R-Jr.</b>
	30	Aidan O'Neill	6-1 199	Jr.		19	Kobe Young	6-0 189	So.
LS	<b>46</b>	<b>Conrad Brake</b>	<b>6-0 230</b>	<b>R-Fr.</b>					
	42	Joe Green	6-2 242	R-Sr.					

**NUMERICAL ROSTER**

No.	Player	Pos.	Ht.	Wt.	Cl.	Hometown / Previous School
2	Triston Harris	QB	6-2	210	R-So.	Dover, Del. / Dover H.S.
2	Brandon Shuman	DB	5-11	180	Jr.	Miami, Fla. / Purdue
3	Shane Leatherbury	WR	5-10	183	R-Jr.	Salisbury, Md. / Wor-Wic C.C.
4	Ricky DeBerry	LB	6-1	235	R-Jr.	Mechanicsville, Va. / University of Oklahoma
4	Brandon Allen	WR	6-0	192	R-Jr.	Lancaster, Pa. / McCaskey H.S.
6	Jamal Gay	DB	6-1	178	Fr.	Beltsville, Md. / St. John's College H.S.
7	Jabari Greenwood	WR	6-3	195	R-Jr.	Washington, D.C. / University of Kentucky
7	Troy Vincent, Jr.	DB	5-10	200	Sr.	Rockville, Md. / North Carolina State
8	Monty Fenner	DB	6-0	190	R-Sr.	Chesapeake, Va. / Oscar F. Smith H.S.
9	Sam Gallahan	WR	6-1	193	R-Sr.	Springfield, Va. / St. Stephen's and St. Agnes H.S.
9	Mantriel Reaves	DB	6-2	199	So.	High Point, N.C. / Louisburg College
10	Chris Greaves	WR	5-11	165	So.	Kensington, Md. / Albert Einstein H.S.
10	Robert Javier	CB	6-0	175	Fr.	Bronx, N.Y. / Cardinal Hayes H.S.
11	Jason Epps	TE	6-4	221	Jr.	Bowie, Md. / Lincoln
11	Charles Garrett	DL	6-2	300	Jr.	Norfolk, Va. / ASA Miami
11	Brent Richardson	WR	6-1	200	R-Jr.	Cooksville, Md. / Glenelg H.S.
12	Keon Paye	LB	6-0	217	R-Jr.	Olney, Md. / Good Counsel H.S.
12	Daniel Rose	QB	6-0	205	Jr.	Midlothian, Va. / ASA Brooklyn
13	Shane Simpson	RB	5-9	200	R-Jr.	Easton, Pa. / Easton H.S.
14	Tom Flacco	QB	6-1	208	R-Jr.	Vorhees, N.J. / Rutgers University
15	Sean Bryan	RB	5-7	175	Fr.	Westbury, N.Y. / St. Anthony's H.S.
15	Noah Staub	WR	6-3	206	R-So.	Hanover, Pa. / South Western H.S.
16	Ryan Stover	QB	6-4	210	R-So.	Oreland, Pa. / Upper Dublin H.S.
16	Pat Toomey	K/P	6-2	196	R-Sr.	Brick, N.J. / Red Bank Catholic H.S.
17	Jeff Miller	QB	6-6	253	Fr.	Murrieta, Calif. / Murrieta H.S.
18	Jabari Allen	WR	6-4	188	So.	Spotsylvania, Va. / Courtland H.S.
18	Tyler Raines	QB	6-3	218	So.	Columbia, Md. / Long Reach H.S.
19	Kobe Young	RB	6-0	189	So.	Winston-Salem, N.C. / Parkland H.S.
20	Vashon McCants, Jr.	DB	6-0	168	Fr.	Sterling, Va. / Dominion H.S.
21	Chizurum Umunakwe	LB	6-0	194	Fr.	Bronx, N.Y. / Trinity Pawling H.S.
23	Jirhe Love	CB	6-0	182	So.	Reistertown, Md. / Fork Union Military Academy
23	Jaelen Thompson	RB	5-11	201	So.	Middletown, Pa. / Middletown H.S.
24	Jamal Watson	DB	6-0	170	R-So.	Charlotte, N.C. / Myers Park H.S.
25	Terrill Gillette	DB	5-10	180	Jr.	Philadelphia, Pa. / Riverside C.C.
26	Rodney Dorsey	WR	5-9	179	So.	Frederick, Md. / Tuscarora H.S.
27	Adrian Feliz-Platt	RB	5-7	191	So.	Germantown, Md. / Seneca Valley H.S.
28	Reese Clarke	DB	5-11	189	Fr.	Belle Meade, N.J. / Montgomery H.S.
28	Yeedee Thaanrat	RB	5-10	215	Jr.	Philadelphia, Pa. / Tennessee Tech University
29	Nygil Johnson	LB	6-3	213	So.	Midlothian, Va. / Manchester H.S.
30	Aidan O'Neill	K	6-1	199	Jr.	New Paltz, N.Y. / New Paltz H.S.
31	Malik Tyne	LB	6-2	235	R-Jr.	Ontario, Canada / John Carroll School
32	Frank Stettner	DB	5-11	183	Fr.	Phillipsburg, N.J. / Phillipsburg
33	Mitch Boals	DB	5-11	189	Sr.	Schofield, Wis. / College of DuPage
34	Luke Hamilton	FB	5-11	234	Fr.	Cumberland, Md. / Fort Hill H.S.
35	Coby Tippet	DB	5-10	195	So.	Sharon, Mass. / Cheshire Academy
36	Michael Wilson, Jr.	CB	5-10	154	Fr.	Middletown, Del. / Middletown H.S.
37	Stephen Oscar	K	6-1	192	Fr.	Salisbury, Md. / Bennett H.S.
38	Chris Tedder	LB	6-0	219	Sr.	Henrico, Va. / Varina H.S.
39	Bryce Perkins	TE	6-3	264	So.	McSherrytown, Pa. / Delone Catholic H.S.
40	Nick Rainey	DB	6-0	185	Fr.	Forest, Va. / Jefferson Forest H.S.
41	Marquis Robinson	S	5-9	180	Sr.	Baltimore, Md. / Morgan State
42	Joe Green	TE	6-2	242	R-Sr.	Washington, D.C. / Kent State University
44	Zach Heron	TE	6-5	247	R-Sr.	Hampstead, Md. / Manchester Valley H.S.
44	Ryan Kearney	LB	6-1	218	Fr.	Ellicott City, Md. / Howard H.S.
45	Ronnie Fox	FB	5-11	222	Fr.	Vernon, N.J. / Pope John XXIII H.S.
46	Conrad Brake	LS	6-0	230	R-Fr.	Fairport, N.Y. / University of Pittsburgh
47	Ellis Knudson	TE	6-2	263	R-Sr.	Alexandria, Va. / Hayfields H.S.
48	Brandon Chiazza	K	5-11	174	R-Fr.	Malvern, Pa. / University of South Carolina
49	Marcel Allen	LB	5-11	228	So.	Baltimore, Md. / Milford Mill Academy
50	Robert Heyward	LB	5-10	217	R-Jr.	Savannah, Ga. / Calvary Day School
52	DyMelle Parker	LB	6-2	211	So.	Camden, N.J. / Camden H.S.
53	Bryce Carter	LB	6-3	262	R-So.	Steelton, Pa. / Steelton-Highspire H.S.
53	Nico Russolillo	OL	6-1	296	R-So.	Frisco, Texas / Heritage H.S.
54	Cole Cheripko	OL	6-4	284	So.	Germantown, Md. / Northwest H.S.
55	Christian Dixon	LB	5-11	214	So.	Matthews, N.C. / Butler H.S.
56	Diondre Wallace	LB	6-0	233	Sr.	Baltimore, Md. / Arundel H.S.
58	Bryce Lauer	DL	6-3	243	Fr.	Murrysville, Pa. / Franklin Regional H.S.
65	Jackson Truitt	OL	6-3	281	So.	West Middletown, Del. / Appoquinimink H.S.

**NUMERICAL ROSTER**

No.	Player	Pos.	Ht.	Wt.	Cl.	Hometown / Previous School
68	Matt Kauffman	OL	6-5	309	R-Sr.	York, Pa. / York Suburban H.S.
70	D'Mitri Francis	OL	6-4	309	Sr.	Punta Gorda, Fla. / San Jose City College
71	Brendan Cassels	OL	6-3	297	R-So.	Walkersville, Md. / Walkersville H.S.
72	Josh Diaz	OL	6-5	301	So.	Woddberry Forest, Va. / Woodberry Forest H.S.
73	Alex Desire	OL	6-5	291	Fr.	Burlington, N.J. / Burlington Township H.S.
74	Aaron Grzymkowski	OL	6-4	289	R-So.	Stevensville, Md. / Stevensville H.S.
75	Andrew Garnett	OL	6-5	320	R-So.	Upper Marlboro, Md. / Riverdale Baptist H.S.
76	Zane Ventimiglia	OL	6-3	290	Sr.	Red Bluff, Calif. / Butte College
78	Nick Carnesale	OL	6-1	294	R-Jr.	Hammonton, N.J. / Hammonton H.S.
79	Tommy Danagogo	DL	6-2	302	R-So.	Randallstown, Md. / Randallstown H.S.
80	Chris Clark	TE	6-5	255	R-So.	Ridgewood, N.J. / Avon Old Farms
81	D'Ago Hunter	WR	5-6	165	Fr.	Culpepper, Va. / Seneca Valley
82	Ja'Len Elliott	WR	6-1	186	R-Fr.	Waldorf, Md. / West Lake
83	Connor Jones	TE	6-3	227	Jr.	Stockton College
84	Logan Justice	WR	6-3	191	Fr.	Lewes, Del. / Fork Union Military Academy
86	Jason Miller	TE	6-2	223	Fr.	Sparta, N.J. / Pope XXIII
86	Caleb Smith	WR	6-0	180	R-So.	Albany, N.Y. / La Salle Institute
87	Myles Wright	TE	6-2	246	So.	Baltimore, Md. / St. Frances Academy
88	Ryan Rutkowski	WR	6-2	197	R-So.	Broadlands, Va. / Briar Woods H.S.
89	Colin Hirschmann	TE	6-6	235	Fr.	Chalfont, Va. / La Salle College H.S.
90	Zain Harps Upshur	DL	6-1	297	R-Sr.	Norfolk, Va. / Booker T. Washington H.S.
91	John Mullins III	DL	6-4	270	So.	Basking Ridge, N.J. / Ridge H.S.
92	Niquekko Cook	DL	6-5	268	R-Sr.	Odenton, Md. / Meade H.S.
93	John Lambert	LB	6-3	230	Sr.	Windsor, Conn. / Dean College
94	Tibo Debaillie	DL	6-3	275	So.	Gistel, Belgium / Ostend Pirates
95	Sam Gyeni	DL	6-0	269	So.	Gaithersburg, Md. / Quince Orchard H.S.
96	Prince Ukpai	DL	6-3	240	Fr.	Greenbelt, Md. / Eleanor Roosevelt H.S.
97	Grant Udinski	DL	6-3	240	R-Sr.	Doylestown, Pa. / Davidson College
99	Vinnie Shaffer	DL	6-0	295	So.	Middle River, Md. / Saint Anselm College

**Head Coach:** Rob Ambrose (Towson, 1993), 10th season

**Assistant Coaches:** Lyndon Johnson (Defensive Coordinator/Outside Linebackers)  
 Jared Ambrose (Offensive Coordinator/Quarterbacks)  
 Joe Tricario (Special Teams Coordinator/Safeties)  
 Matt Applebaum (Offensive Line)  
 Konstantinos Kosmakos (Defensive Line)  
 Scott Van Zile (Running Backs)  
 Justin Harper (Wide Receivers)  
 Tyree Foreman (Tight Ends)  
 Collin Bauer (Inside Linebackers)  
 Scott Lakatos (Cornerbacks)  
 Lance Yaniger (Director of Football Operations)  
 Leigha Presley (Video Coordinator)  
 Justin Lima (Strength and Conditioning)  
 Nathan Wilder (Director of Sports Medicine)  
 Ariko Iso (Head Athletic Trainer)  
 Alex Miller (Assistant Athletic Trainer)

**PRONUNCIATION GUIDE**

Jabari Allen	Juh-BAR-e	Sam Gyeni	GEE-N-E	Grant Udinski	u-DIN-ski
Cole Cheripko	Chuh-RIP-co	Zach Heron	HAIR-in	Prince Ukpai	OOK-pie
Brandon Chiazza	chee-AH-zah	Jirhe Love	JHI-ree	Chizurum Umanakwe	CHIZ-ah-room
Niquekko Cook	NEE-koe	Ellis Knudson	NUDD-son		oom-ah-KNOCK-way
Tommy Danagogo	Dan-Uh-go-go	Vashon McCants	VUH-shon	Zane Ventimiglia	VEN-tuh-migg-lee-uh
Tibo Debaillie	TEE-bow DUH-ball-ee	Keon Paye	PAY		
Tom Flacco	FLACK-oh	Nico Russolillo	Ruh-sill-E-O		
Sam Gallahan	GAL-uh-han	Mark Shetletski	shet-LET-ski		
Jabari Greenwood	Juh-BAR-e	Yeede Thaanrat	THAY-en-rat		
Aaron Grzymkowski	Grim-COW-ski	Malik Tyne	Muh-LEEK		

# GENERAL NOTES

## TIGERS RECORD WHEN...

Overall	2-1
at home	0-0
on road	2-1
on grass	1-0
on field turf	1-1
in overtime	0-0
Towson scores first	0-0
Opponent scores first	2-1
Towson leads after 1st quarter	1-0
Towson leads at the half	2-0
Towson leads after 3rd quarter	2-0
Towson has more rushing yards	2-0
Towson has more passing yards	1-1
Towson has more total yards	2-0
Towson has less penalties	2-0
Towson has less turnovers	1-1
Towson scores under 10 points	0-0
Towson scores 10-19 points	0-0
Towson scores 20-29 points	1-1
Towson scores 30-39 points	0-0
Towson scores 40 points or more	1-0
Opponent scores under 10 points	0-0
Opponent scores 10-19 points	1-0
Opponent scores 20-29 points	0-0
Opponent scores 30-39 points	1-0
Opponent scores 40 points or more	0-1
Towson completes at least 50% of passes	2-1
Towson completes fewer than 50% of passes	0-0
Opponent completes at least 50% of passes	2-1
Opponent completes fewer than 50% of passes	0-0
Towson has 100-yard rusher	1-0
Opponent has 100-yard rusher	0-1
Towson has 300-yard passer	1-1
Opponent has 300-yard passer	1-0
Towson has 100-yard receiver	1-0
Opponent has 100-yard receiver	0-0
Towson defense scores	0-0
Opponent defense scores	0-0
Towson special teams score	2-0
Opponent special teams score	1-1

## TALE OF THE TAPE



Towson	The Citadel
33.7	Points/Game 26.7
446.3	Total Offense/Game 365.0
143.0	Rushing Yards 271.7
40.3	Rushing Attempts/Game 61.3
3.5	Yards Per Carry 4.4
303.3	Passing Yardage/Game 93.3
39.0	Passing Attempts/Game 10.3
11.4	Yards Per Pass Completion 9.0
32.0	Points Allowed/Game 13.0
413.0	Total Defense/Game 399.0
168.0	Rushing Yards Allowed/Game 159.0
4.3	Yards Per Carry Allowed 4.8
245.0	Passing Yards Allowed/Game 240.0
12.9	Yards Per Completion Allowed 16.0
+2	Turnover Margin +3

Leaders	Leaders
Flacco (910)	Passing Yards Black (280)
Flacco (8)	Passing TDs Black (2)
Simpson (139)	Rushing Yards Drakeford (220)
3x (1)	Rushing TDs Black (3)
Leatherbury (18)	Receptions Drakeford (5)
Leatherbury (294)	Receiving Yards Drakeford (127)
Leatherbury/Simpson (3)	Receiving TDs Drakeford/Webb (3)
Paye (24)	Tackles Eubanks (16)
4x (1.0)	Sacks Dawkins (1.5)
3x (1)	Interceptions Dawkins (2)

### Tigers in the Community

As part of the second annual Battle for Greater Baltimore, student-athletes from Towson and Morgan State united for a community event at the Weinberg YMCA in Baltimore on August 18th.

Athletes from both schools helped out with representatives from the Special Olympics of Central Maryland for the event. Towson's women's cross country team were with Morgan State's track & field and softball programs.

During the afternoon, the student-athletes spent the day with children in Baltimore, playing numerous games including relay races, football tosses, balloon races and Duck-Duck Goose.

This event was part of Towson's Total Tiger Program: its goal is to educate, advocate, mentor and serve, giving Towson student-athletes an opportunity to engage and interact with the Greater Baltimore area through community service.

**IN THE POLLS****STATS FCS Top 25 Poll  
(Sept. 10, 2018 - Week 3)**

<u>Team (1st-place votes)</u>	<u>Record</u>	<u>Prev Rank</u>
1. North Dakota State (152)	3-0	1
2. James Madison (3)	3-1	2
3. South Dakota State	2-0	3
4. Kennesaw State	3-1	5
5. Eastern Washington	3-1	6
6. Weber State	3-1	7
7. Wofford	2-1	8
8. Jacksonville State	2-1	10
9. Illinois State	3-0	16
10. McNeese	3-1	9
11. Elon	2-1	12
12. North Carolina A&T	3-1	4
13. Villanova	3-1	15
14. Central Arkansas	2-1	14
15. Nicholls	2-2	18
16. Maine	2-1	13
17. Montana	3-1	19
18. Stony Brook	3-1	20
19. UC Davis	3-1	21
20. Chattanooga	4-0	NR
21. Sam Houston State	1-2	11
22. Rhode Island	2-1	23
23. Northern Iowa	1-2	25
24. Colgate	3-0	NR
<b>25. Towson</b>	<b>2-1</b>	<b>NR</b>

**FCS Coaches Poll  
(Sept. 10, 2018 - Week 3)**

<u>Team (1st-place votes)</u>	<u>Record</u>	<u>Prev Rank</u>
1. North Dakota State (26)	3-0	1
2. James Madison	3-1	2
3. South Dakota State	2-0	3
4. Kennesaw State	3-1	5
5. Eastern Washington	3-1	t6
6. Wofford	2-1	t6
7. Weber State	3-1	8
8. Jacksonville State	2-1	9
9. Elon	2-1	12
10. Illinois State	3-0	15
11. McNeese	3-1	10
12. Central Arkansas	3-1	13
13. North Carolina A&T	3-1	4
14. Villanova	3-1	14
15. Nicholls	2-2	18
16. Maine	2-1	13
17. Stony Brook	3-1	19
18. Montana	3-1	20
19. Sam Houston State	1-2	11
20. Rhode Island	2-1	23
21. Northern Iowa	1-2	22
22. UC Davis	3-1	25
23. Colgate	3-0	24
24. Chattanooga	4-0	NR
25. Princeton	2-0	NR

**Athlon Sports Power Poll  
(Sept. 10, 2018 - Week 3)**

<u>Team</u>	<u>Record</u>	<u>Prev Rank</u>
1. North Dakota State	3-0	1
2. James Madison	3-1	2
3. South Dakota State	2-0	3
4. Eastern Washington	3-1	6
5. Kennesaw State	3-1	4
6. Wofford	2-1	7
7. Villanova	3-1	10
8. Illinois State	3-0	16
9. Elon	2-1	11
10. Jacksonville State	2-1	12
11. UC Davis	3-1	--
12. Maine	2-1	--
13. Weber State	3-1	--
14. Montana	3-1	--
15. McNeese	3-1	--
16. North Carolina A&T	3-1	--
17. Nicholls	2-2	--
18. Chattanooga	4-0	--
19. Central Arkansas	2-1	--
20. Stony Brook	3-1	--
21. Rhode Island	2-1	--
22. Northern Iowa	1-2	--
23. Montana State	3-1	--
24. South Dakota	1-2	--
<b>25. Towson</b>	<b>2-1</b>	<b>NR</b>

*THE LAST TIME TOWSON...***30+ Rushing Attempts**

39, Terrance West vs. Eastern Illinois, 12-13-13

**100 Yards Rushing**

100, Shane Simpson at Villanova, 9-15-18

**150 Yards Rushing**

187, Shane Simpson vs. Elon, 11-5-16

**200 Yards Rushing**

202, Shane Simpson vs. William &amp; Mary, 11-12-16

**300 Yards Rushing**

354, Terrance West at Eastern Illinois, 12-13-13

**2 TD's Rushing**

2, Darius Victor at South Florida, 9-3-16

**3 TD's Rushing**

3, Darius Victor vs. Holy Cross, 9-19-15

**4 TD's Rushing**

4, Darius Victor at Richmond, 10-1-16

**20+ Completions**

27, Tom Flacco at Villanova, 9-15-18

**30+ Completions**

35, Tom Flacco at Wake Forest, 9-8-18

**40+ Completions**

47, Joe Lee at Lehigh, 10-30-99

**30+ Passing Attempts**

37, Tom Flacco at Villanova, 9-15-18

**40+ Passing Attempts**

51, Tom Flacco at Wake Forest, 9-8-18

**50+ Passing Attempts**

51, Tom Flacco at Wake Forest, 9-8-18

**300+ Yards Passing**

320, Tom Flacco at Villanova, 9-15-18

**400+ Yards Passing**

435, Sean Schaefer vs. Delaware, 10-28-06

**500+ Yards Passing**

567, Joe Lee at Lehigh, 10-30-99

**3 TD's Passing**

3, Tom Flacco at Villanova, 9-15-18

**4 TD's Passing**

4, Ryan Stover vs. Rhode Island, 11-18-17

**5+ TD's Passing**

5, Sean Schaefer at Delaware, 10-28-06

**2 TD's receiving**

2, Shane Leatherbury at Villanova, 9-15-18

**3+ TD's receiving**

3, Eric Yancey at Delaware, 10-28-06

**10+ Receptions**

10, Jabari Greenwood vs. Villanova, 9-30-17

**100+ Receiving yards**

113, Shane Leatherbury at Villanova, 9-15-18

**150+ Receiving Yards**

153, Jabari Greenwood at Saint Francis, 9-16-17

**200+ Receiving Yards**

232, Christian Summers vs. Saint Francis, 9-10-16

**Kickoff Return For TD**

81, Keon Paye vs. William &amp; Mary, 11-12-16

**Punt return For TD**

62, Coby Tippet at William &amp; Mary, 11-11-17

**Special Teams Defensive TD**

Troy Vincent Jr., at Villanova 9-15-18

**Interception For TD**

34, Chris Tedder vs. Villanova, 10-24-15

86, Romell Haley vs. Villanova, 10-24-15

**60+ punt**

62, Pat Toomey at William &amp; Mary, 11-11-17

**Scored a safety**

at Morgan State, 9-1-18

**Fumble Return For TD**

14, Troy Vincent Jr., at Villanova 9-15-18

**Blocked Punt For TD**

0, Fred Overstreet at Delaware State, 9-13-14

**Blocked Punt**

Jordan Mynatt vs. James Madison, 10-10-15

**Blocked Field Goal**

D'Sean Cummings vs. Saint Francis, 9-10-16

**Blocked extra Point**

Alfonso Augustine vs. North Carolina Central, 9-20-14

**3 Interceptions In Game By One Player**

3, Allante Harrison at Delaware, 9-11-04

**4 field goals in a game**

4, Aidan O'Neill at Morgan State, 9-1-18

**50+ Field Goal**

55, Aidan O'Neill at Rhode Island, 11-19-16

**Rush Of 65+ Yards**

70, Shane Simpson vs. William &amp; Mary, 11-12-16

**Pass Of 65+ Yards**

76, Tom Flacco to Shane Leatherbury at Villanova, 9-15-18

**Rush Of 75+ Yards**

79, Terrance West vs. Richmond, 10-26-13

**Pass of 75+ Yards**

76, Tom Flacco to Shane Leatherbury at Villanova, 9-15-18

*THE LAST TIME AN OPPONENT...***30+ Rushing Attempts**

32, Lyle McCombs, Rhode Island, 11-22-14

**100 Yards Rushing**

130, Cade Carney, Wake Forest, 9-8-18

**200 Yards Rushing**

200, John Griffin, Northeastern, 10-24-09

**300 Yards Rushing**

348, Shun White, Navy, 8-30-08

**20+ Completions**

26, Zach Bednarczyk, Villanova, 9-15-18

**30+ Completions**

35, Clint Trickett, West Virginia, 9-6-14

**30+ Passing Attempts**

35, Zach Bednarczyk, Villanova, 9-15-18

**40+ Passing Attempts**

46, Elijah Staley, Morgan State, 9-2-17

**50+ Passing Attempts**

50, Jimmy Garoppolo, Eastern Illinois, 12-13-13

**300+ Yards Passing**

389, Zach Bednarczyk, Villanova, 9-15-18

**400+ Yards Passing**

409, Mike Potts, William &amp; Mary, 11-4-06

**3 TD's Passing**

4, Zach Bednarczyk, Villanova, 9-15-18

**4 TD's Passing**

4, Zach Bednarczyk, Villanova, 9-15-18

**2 TD's receiving**

2, Ryan Bell, Villanova, 9-15-18

**10+ Receptions**

10, Brendan Flaherty, Holy Cross, 9-19-15

**100+ Receiving yards**

114, Jarrett McClenton, Villanova, 9-15-18

**Kickoff Return For TD**

92, Charles Tutt, James Madison, 10-10-15

**Punt return For TD**

(2x) 70 and 60, Greg Dortch, Wake Forest, 9-8-18

**Interception For TD**

75, Darnell Savage, Jr., Maryland, 9-9-17

**Scored a safety**

Holy Cross, 9-19-15

**Fumble Return For TD**

61, Brandon Ginnetti, Rhode Island, 11-19-16

**Blocked Punt**

Brandon Waller, Richmond, 10-1-16

**Blocked Field Goal**

Elon, 11-4-17

**CAA STANDINGS - SCHEDULE****2018 Colonial Athletic Association Standings**

School	Conf	CPct.	Overall	Pct.	Streak
Rhode Island	2-0	1.000	2-1	.667	L-1
<b>Towson</b>	<b>1-0</b>	<b>1.000</b>	<b>2-1</b>	<b>.667</b>	<b>W-1</b>
James Madison	1-0	1.000	3-1	.750	W-3
Maine	1-0	1.000	2-1	.667	L-1
Stony Brook	1-0	1.000	3-1	.750	W-3
Elon	0-0	--	2-1	.667	W-2
Delaware	0-1	.000	2-2	.500	L-1
New Hampshire	0-1	.000	0-3	.000	L-3
Richmond	0-1	.000	2-2	.500	L-1
UAlbany	0-1	.000	2-2	.500	W-2
Villanova	0-1	.000	3-1	.750	W-1
William & Mary	0-1	.000	1-2	.333	L-1

***THIS WEEK'S SCHEDULE******Friday, September 28***

Rhode Island at Harvard, 7 p.m.

***Saturday, September 29***

Maine at Yale, 1 p.m.

New Hampshire at Elon, 1:30 p.m.

James Madison at Richmond, 3 p.m.\*

***The Citadel at Towson, 4 p.m.***

Villanova at Stony Brook, 6 p.m.\*

Colgate at William &amp; Mary, 6 p.m.

***LAST WEEK'S RESULTS******Saturday, September 22***

North Dakota State 38, Delaware 10

Central Michigan 17, Maine 5

James Madison 51, William &amp; Mary 0\*

Stony Brook 36, Richmond 10\*

Elon 31, Charleston Southern 22

Villanova 49, Bucknell 7

UAlbany 35, Saint Francis (Pa.) 28

***NEXT WEEK'S GAMES******Saturday, October 6***

Holy Cross at New Hampshire, 12 p.m.

Brown at Rhode Island, 1 p.m.

Elon at James Madison, 1:30 p.m.\*

Delaware at Richmond, 3 p.m.\*

Villanova at Maine, 3:30 p.m.\*

UAlbany at William &amp; Mary, 3:30 p.m.\*

***Stony Brook at Towson, 4 p.m.\****

\* CAA Conference Game

***CAA PLAYERS OF THE WEEK***

Sept. 3

Offense \_ Zach Bednarczyk, Villanova

Defense (Co) \_\_\_\_\_ Justin Hogan, URI

\_\_\_\_\_ Sterling Sheffield, Maine

**Sp. Teams** \_ Aidan O'Neill, Towson

Rookie \_\_\_\_\_ Dev Holmes, UAlbany

Sept. 10

Offense \_\_\_\_\_ JaJuan Lawson, URI

Defense \_\_\_\_\_ McAlister Ingram, Elon

Sp. Teams \_\_\_\_\_ D'Angelo Amos, JMU

Rookie \_\_\_\_\_ Ramon Jefferson, Maine

Sept. 17

**Offense (Co)** \_ Tom Flacco, Towson

\_\_\_\_\_ JaJuan Lawson, URI

Defense \_\_\_\_\_ Shayne Lawless, SBU

Sp. Teams \_ Dejon Brissett, Richmond

Rookie \_\_\_\_\_ Dev Holmes, UAlbany

Sept. 24

Offense \_\_\_\_\_ Jordan Gowins, SBU

Defense \_\_\_\_\_ Jimmy Moreland, JMU

Sp. Teams \_\_\_\_\_ Casey Williams, SBU

Rookie \_\_\_\_\_ Dev Holmes, UAlbany

**TEAM GAME-BY-GAME**

<b>Game</b>	<b>Score</b>	<b>First Downs</b>	<b>Time of Possession</b>	<b>Rushing (No-Yds-TD)</b>	<b>Passing (Cmp-Att-Int-Yds-TD)</b>	<b>Total Offense (Plays-Yds-TD)</b>	<b>3rd Down Conv.</b>	<b>Fumbles-Lost</b>
TOWSON	36	21	29:43	39-156-1	18-28-1-245-2	67-401-3	3-of-14	1-1
at Morgan State	10	13	30:17	37-63-0	14-24-1-104-0	61-167-0	3-of-13	1-1
TOWSON	20	25	30:43	30-65-0	35-51-1-345-3	81-410-3	6-of-15	0-0
at Wake Forest	51	32	29:17	54-340-2	17-27-1-242-2	81-582-4	10-of-16	1-1
TOWSON	45	32	35:01	52-208-2	27-38-1-320-3	90-528-5	9-of-17	0-0
at Villanova	35	21	24:59	25-101-1	26-35-1-389-4	60-490-5	2-of-8	2-1
TOWSON	0	0	--:--	0-0-0	0-0-0-0-0	0-0-0	0-of-0	0-0
The Citadel	0	0	--:--	0-0-0	0-0-0-0-0	0-0-0	0-of-0	0-0
TOWSON	0	0	--:--	0-0-0	0-0-0-0-0	0-0-0	0-of-0	0-0
Stony Brook	0	0	--:--	0-0-0	0-0-0-0-0	0-0-0	0-of-0	0-0
TOWSON	0	0	--:--	0-0-0	0-0-0-0-0	0-0-0	0-of-0	0-0
William & Mary	0	0	--:--	0-0-0	0-0-0-0-0	0-0-0	0-of-0	0-0
TOWSON	0	0	--:--	0-0-0	0-0-0-0-0	0-0-0	0-of-0	0-0
at UAlbany	0	0	--:--	0-0-0	0-0-0-0-0	0-0-0	0-of-0	0-0
TOWSON	0	0	--:--	0-0-0	0-0-0-0-0	0-0-0	0-of-0	0-0
at Delaware	0	0	--:--	0-0-0	0-0-0-0-0	0-0-0	0-of-0	0-0
TOWSON	0	0	--:--	0-0-0	0-0-0-0-0	0-0-0	0-of-0	0-0
Maine	0	0	--:--	0-0-0	0-0-0-0-0	0-0-0	0-of-0	0-0
TOWSON	0	0	--:--	0-0-0	0-0-0-0-0	0-0-0	0-of-0	0-0
at Elon	0	0	--:--	0-0-0	0-0-0-0-0	0-0-0	0-of-0	0-0
TOWSON	0	0	--:--	0-0-0	0-0-0-0-0	0-0-0	0-of-0	0-0
James Madison	0	0	--:--	0-0-0	0-0-0-0-0	0-0-0	0-of-0	0-0



**BIG PLAYS****20-Yard Plus Plays**

Yds	Type	Player (s)
76***	Pass	Sean Leatherbury catch, from Tom Flacco
53	Pass	Sean Leatherbury catch, from Tom Flacco
32	Kickoff Return	Shane Simpson
31	Pass	Sam Gallahan catch, from Tom Flacco
31	Kickoff Return	Shane Simpson
29	Rush	Shane Simpson
28	Rush	Shane Simpson
28	Kickoff Return	Shane Simpson
26	Kickoff Return	Shane Simpson
25	Pass	Sam Gallahan, from Tom Flacco
25	Pass	Chris Clark catch, from Tom Flacco
25	Kickoff Return	Shane Simpson
24***	Pass	Sam Gallahan catch, from Tom Flacco
23	Rush	Tom Flacco
23	Kickoff Return	Shane Simpson
22	Rush	Kobe Young
22	Kickoff Return	Shane Simpson
22	Kickoff Return	Shane Simpson
20	Pass	Jabari Greenwood catch, from Tom Flacco
20	Kickoff Return	Kobe Young

\*\*\* touchdown scored on the play

**Opponent**

Villanova (9/15)
Morgan State (9/1)
Wake Forest (9/8)
Morgan State (9/1)
Wake Forest (9/8)
Villanova (9/15)
Villanova (9/15)
Villanova (9/15)
Wake Forest (9/8)
Villanova (9/15)
Morgan State (9/1)
Morgan State (9/1)
Wake Forest (9/8)
Morgan State (9/1)
Villanova (9/15)
Morgan State (9/1)
Wake Forest (9/8)
Wake Forest (9/8)
Wake Forest (9/8)
Wake Forest (9/8)
Wake Forest (9/8)

**Longest Plays By the Numbers**

Longest Play by Yards	No.	TD
100+	0	0
90-99	0	0
80-89	0	0
70-79	1	1
60-69	0	0
50-59	1	0
40-49	0	0
30-39	3	0
20-29	15	1

Longest Play by Yards	No.	TD
Rushing	4	0
Passing	7	2
Punt Returns	0	0
Kickoff Returns	9	0
Interceptions	0	0
Fumble Returns	0	0
Other	0	0
<b>Total</b>	<b>20</b>	<b>2</b>

**20-Yard Plus By Player (Not Including QB Pass)**

Player	No.	TD	R	P	KR	PR	DEF
Clark	1	0	0	1	0	0	0
Flacco	1	0	1	0	0	0	0
Gallahan	3	1	0	3	0	0	0
Greenwood	1	0	0	1	0	0	0
Leatherbury	2	1	0	2	0	0	0
Simpson	10	0	2	0	8	0	0
Young	2	0	1	0	1	0	0
<b>Total</b>	<b>20</b>	<b>2</b>	<b>4</b>	<b>6</b>	<b>9</b>	<b>0</b>	<b>0</b>

**Longest Plays of the Year (Towson)****Rushing**

29 Shane Simpson at Villanova (9/15)

**Rushing Touchdown**

5 Kobe Young at Morgan State (9/1)

**Passing**

76 Sean Leatherbury from Tom Flacco at Villanova (9/15)

**Passing Touchdown**

76 Sean Leatherbury from Tom Flacco at Villanova (9/15)

**Punt Return**

7 Shane Simpson at Morgan State (9/1)

**Kickoff Return**

32 Shane Simpson at Wake Forest (9/8)

**Interception Return**

7 Diondre Wallace at Morgan State (9/1)

**Fumble Return**

14 Troy Vincent Jr. at Villanova (9/15)

**Punt**

53 Pat Toomey at Villanova (9/15)

**Field Goal**

39 Aidan O'Neill at Morgan State (9/1)

# 2018 COMBINED STATS

## 2018 Towson Football Towson Combined Team Statistics (as of Sep 18, 2018) All games

Date	Opponent	Score	Att.	Record:	Overall	Home	Away	Neutral
Sept. 1, 2018	at MORGAN STATE	W 36-10	9209	All games	2-1	0-0	2-1	0-0
Sept 08, 2018	at Wake Forest	L 20-51	23619	Conference	1-0	0-0	1-0	0-0
* Sep 15, 2018	at #10 Villanova	W 45-35	5719	Non-Conference	1-1	0-0	1-1	0-0

Rushing	gp	att	gain	loss	net	avg	td	lg	avg/g
Shane Simpson	3	34	149	10	139	4.1	1	29	46.3
Tom Flacco	3	46	193	89	104	2.3	0	23	34.7
Kobe Young	3	15	95	3	92	6.1	1	22	30.7
Yeedee Thaeenrat	3	15	55	4	51	3.4	1	21	17.0
Shane Leatherbury	3	3	22	0	22	7.3	0	9	7.3
Ryan Stover	3	3	16	0	16	5.3	0	12	5.3
Jaelen Thompson	1	1	7	0	7	7.0	0	7	7.0
Sam Gallahan	3	1	3	0	3	3.0	0	3	1.0
Total	3	121	540	111	429	3.5	3	29	143.0
Opponents	3	116	593	89	504	4.3	3	52	168.0

Passing	gp	effic	comp-att-int	pct	yds	td	lg	avg/g
Tom Flacco	3	152.45	80-116-3	69.0	910	8	76	303.3
TEAM	2	0.00	0-1-0	0.0	0	0	0	0.0
Total	3	151.15	80-117-3	68.4	910	8	76	303.3
Opponents	3	154.12	57-86-3	66.3	735	6	65	245.0

Receiving	gp	no.	yds	avg	td	lg	avg/g
Shane Leatherbury	3	18	294	16.3	3	76	98.0
Sam Gallahan	3	15	182	12.1	1	31	60.7
Brent Richardson	3	9	92	10.2	0	19	30.7
Jabari Allen	3	9	89	9.9	0	21	29.7
Shane Simpson	3	8	54	6.8	3	15	18.0
Ryan Rutkowski	3	5	67	13.4	0	18	22.3
Jabari Greenwood	3	5	55	11.0	0	20	18.3
Chris Clark	2	5	39	7.8	1	25	19.5
Kobe Young	3	4	15	3.8	0	9	5.0
Zach Heron	2	1	15	15.0	0	15	7.5
Joe Green	3	1	8	8.0	0	8	2.7
Total	3	80	910	11.4	8	76	303.3
Opponents	3	57	735	12.9	6	65	245.0

Field Goals	fg	pct.	01-19	20-29	30-39	40-49	50-99	lg	blk
Aidan O'Neill	5-6	83.3	1-1	1-1	3-3	0-0	0-1	39	0

Scoring	td	fg	PAT			dxp	saf	pts
			kick	rush	rcv			
Aidan O'Neill	-	5-6	10-10	-	-	-	-	25
Shane Simpson	4	-	-	-	-	-	-	24
Shane Leatherbury	3	-	-	-	1	-	-	20
Chris Clark	1	-	-	-	-	-	-	6
Troy Vincent	1	-	-	-	-	-	-	6
Yeedee Thaeenrat	1	-	-	-	-	-	-	6
Sam Gallahan	1	-	-	-	-	-	-	6
Kobe Young	1	-	-	-	-	-	-	6
TEAM	-	-	-	-	-	1	-	2
Total	12	5-6	10-10	-	1	1-2	-	101
Opponents	12	4-4	12-12	-	-	-	-	96

Score by Quarters	1st	2nd	3rd	4th	OT	Total
Towson	38	34	21	8	0	101
Opponents	35	31	13	17	0	96

Team Statistics	TOWSON	OPP
FIRST DOWNS	78	66
Rushing	32	26
Passing	41	34
Penalty	5	6
RUSHING YARDAGE	429	504
Rushing Attempts	121	116
Average Per Rush	3.5	4.3
Average Per Game	143.0	168.0
TDs Rushing	3	3
PASSING YARDAGE	910	735
Comp-Att-Int	80-117-3	57-86-3
Average Per Pass	7.8	8.5
Average Per Catch	11.4	12.9
Average Per Game	303.3	245.0
TDs Passing	8	6
TOTAL OFFENSE	1339	1239
Average Per Play	5.6	6.1
Average Per Game	446.3	413.0
KICK RETURNS: #-Yards	11-266	14-301
PUNT RETURNS: #-Yards	3-5	5-141
INT RETURNS: #-Yards	3-7	3-0
FUMBLES-LOST	1-1	4-3
PENALTIES-Yards	21-228	21-177
PUNTS-AVG	11-42.9	10-38.7
TIME OF POSSESSION/Game	31:07	28:11
3RD-DOWN Conversions	18/46	15/37
4TH-DOWN Conversions	3/8	2/7

Interceptions	no.	yds	avg	td	lg
Keon Paye	1	0	0.0	0	0
Diondre Wallace	1	7	7.0	0	7
Mantriel Reaves	1	0	0.0	0	0

Punting	no.	yds	avg	lg	tb	fc	i20	50+	blk
Pat Toomey	11	472	42.9	53	0	1	6	2	0

Punt Returns	no.	yds	avg	td	lg
Shane Simpson	2	7	3.5	0	7
Coby Tippett	1	-2	-2.0	0	0
Total	3	5	1.7	0	7
Opponents	5	141	28.2	2	70

Kick Returns	no.	yds	avg	td	lg
Shane Simpson	10	246	24.6	0	32
Kobe Young	1	20	20.0	0	20
Total	11	266	24.2	0	32
Opponents	14	301	21.5	0	39

All Purpose	g	rush	rcv	pr	kr	ir	total	avg/g
Shane Simpson	3	139	54	7	246	0	446	148.7
Shane Leatherbu	3	22	294	0	0	0	316	105.3
Sam Gallahan	3	3	182	0	0	0	185	61.7
Kobe Young	3	92	15	0	20	0	127	42.3
Tom Flacco	3	104	0	0	0	0	104	34.7
Total	3	429	910	5	266	7	1617	539.0
Opponents	3	504	735	141	301	0	1681	560.3

Total Offense	g	plays	rush	pass	total	avg/g
Tom Flacco	3	162	104	910	1014	338.0
Shane Simpson	3	34	139	0	139	46.3
Kobe Young	3	15	92	0	92	30.7
Yeedee Thaeenrat	3	15	51	0	51	17.0
Shane Leatherbury	3	3	22	0	22	7.3
Total	3	238	429	910	1339	446.3
Opponents	3	202	504	735	1239	413.0

#	Defensive Leaders	gp	Tackles				Sacks	Pass defense			Fumbles		blkd	
			ua	a	tot	tfl/yds		no-yds	int-yds	brup	qbh	rcv-yds	ff	kick
12	Keon Paye	3	17	7	24	2.0-4	.	1-0	.	1	.	.	.	
56	Diondre Wallace	3	17	6	23	2.0-16	1.0-14	1-7	.	.	.	1	.	
50	Robert Hayward	3	8	13	21	3.0-6	.	.	.	.	1-0	.	.	
8	Monty Fenner	3	15	3	18	.	.	.	.	.	.	.	.	
6	Jamal Gay	3	7	6	13	.	.	.	.	.	.	.	.	

**2018 INDIVIDUAL STATS**

**2018 Towson Football**  
**Towson Overall Individual Statistics (as of Sep 18, 2018)**  
**All games**

Rushing	gp	att	gain	loss	net	avg	td	lg	avg/g
Shane Simpson	3	34	149	10	139	4.1	1	29	46.3
Tom Flacco	3	46	193	89	104	2.3	0	23	34.7
Kobe Young	3	15	95	3	92	6.1	1	22	30.7
Yeedee Thaenrat	3	15	55	4	51	3.4	1	21	17.0
Shane Leatherbury	3	3	22	0	22	7.3	0	9	7.3
Ryan Stover	3	3	16	0	16	5.3	0	12	5.3
Jaelen Thompson	1	1	7	0	7	7.0	0	7	7.0
Sam Gallahan	3	1	3	0	3	3.0	0	3	1.0
TEAM	2	3	0	5	-5	-1.7	0	0	-2.5
Total	3	121	540	111	429	3.5	3	29	143.0
Opponents	3	116	593	89	504	4.3	3	52	168.0

Passing	gp	effic	comp-att-int	pct	yds	td	lg	avg/g
Tom Flacco	3	152.45	80-116-3	69.0	910	8	76	303.3
TEAM	2	0.00	0-1-0	0.0	0	0	0	0.0
Total	3	151.15	80-117-3	68.4	910	8	76	303.3
Opponents	3	154.12	57-86-3	66.3	735	6	65	245.0

Receiving	gp	no.	yds	avg	td	lg	avg/g
Shane Leatherbury	3	18	294	16.3	3	76	98.0
Sam Gallahan	3	15	182	12.1	1	31	60.7
Brent Richardson	3	9	92	10.2	0	19	30.7
Jabari Allen	3	9	89	9.9	0	21	29.7
Shane Simpson	3	8	54	6.8	3	15	18.0
Ryan Rutkowski	3	5	67	13.4	0	18	22.3
Jabari Greenwood	3	5	55	11.0	0	20	18.3
Chris Clark	2	5	39	7.8	1	25	19.5
Kobe Young	3	4	15	3.8	0	9	5.0
Zach Heron	2	1	15	15.0	0	15	7.5
Joe Green	3	1	8	8.0	0	8	2.7
Total	3	80	910	11.4	8	76	303.3
Opponents	3	57	735	12.9	6	65	245.0

Punt Returns	no.	yds	avg	td	lg
Shane Simpson	2	7	3.5	0	7
Coby Tippett	1	-2	-2.0	0	0
Total	3	5	1.7	0	7
Opponents	5	141	28.2	2	70

Interceptions	no.	yds	avg	td	lg
Diondre Wallace	1	7	7.0	0	7
Keon Paye	1	0	0.0	0	0
Mantriel Reaves	1	0	0.0	0	0
Total	3	7	2.3	0	7
Opponents	3	0	0.0	0	0

Kick Returns	no.	yds	avg	td	lg
Shane Simpson	10	246	24.6	0	32
Kobe Young	1	20	20.0	0	20
Total	11	266	24.2	0	32
Opponents	14	301	21.5	0	39

Fumble Returns	no.	yds	avg	td	lg
Troy Vincent	1	14	14.0	1	14
Total	1	14	14.0	1	14
Opponents	0	0	0.0	1	0

**2018 INDIVIDUAL STATS**

**2018 Towson Football**  
**Towson Overall Individual Statistics (as of Sep 18, 2018)**  
**All games**

Scoring	td	fg	PAT				dxp	saf	pts
			kick	rush	rcv	pass			
Aidan O'Neill	-	5-6	10-10	-	-	-	-	25	
Shane Simpson	4	-	-	-	-	-	-	24	
Shane Leatherbury	3	-	-	-	1	-	-	20	
Yeede Thaeenrat	1	-	-	-	-	-	-	6	
Chris Clark	1	-	-	-	-	-	-	6	
Sam Gallahan	1	-	-	-	-	-	-	6	
Kobe Young	1	-	-	-	-	-	-	6	
Troy Vincent	1	-	-	-	-	-	-	6	
TEAM	-	-	-	-	-	-	1	2	
Tom Flacco	-	-	-	-	-	1-2	-	0	
<b>Total</b>	<b>12</b>	<b>5-6</b>	<b>10-10</b>	<b>-</b>	<b>1</b>	<b>1-2</b>	<b>-</b>	<b>101</b>	
<b>Opponents</b>	<b>12</b>	<b>4-4</b>	<b>12-12</b>	<b>-</b>	<b>-</b>	<b>-</b>	<b>-</b>	<b>96</b>	

Total Offense	g	plays	rush	pass	total	avg/g
Tom Flacco	3	162	104	910	1014	338.0
Shane Simpson	3	34	139	0	139	46.3
Kobe Young	3	15	92	0	92	30.7
Yeede Thaeenrat	3	15	51	0	51	17.0
Shane Leatherbury	3	3	22	0	22	7.3
Ryan Stover	3	3	16	0	16	5.3
Jaelen Thompson	1	1	7	0	7	7.0
Sam Gallahan	3	1	3	0	3	1.0
TEAM	2	4	-5	0	-5	-2.5
<b>Total</b>	<b>3</b>	<b>238</b>	<b>429</b>	<b>910</b>	<b>1339</b>	<b>446.3</b>
<b>Opponents</b>	<b>3</b>	<b>202</b>	<b>504</b>	<b>735</b>	<b>1239</b>	<b>413.0</b>

Field Goals	fg	pct.	01-19	20-29	30-39	40-49	50-99	lg	blk
Aidan O'Neill	5-6	83.3	1-1	1-1	3-3	0-0	0-1	39	0

FG Sequence	Towson	Opponents
MORGAN STATE	(19),(36),(38),(39)	(24)
Wake Forest	-	(35),(27),(27)
Villanova	51,(26)	-

Numbers in (parentheses) indicate field goal was made.

Punting	no.	yds	avg	lg	tb	fc	i20	50+	blk
Pat Toomey	11	472	42.9	53	0	1	6	2	0
<b>Total</b>	<b>11</b>	<b>472</b>	<b>42.9</b>	<b>53</b>	<b>0</b>	<b>1</b>	<b>6</b>	<b>2</b>	<b>0</b>
<b>Opponents</b>	<b>10</b>	<b>387</b>	<b>38.7</b>	<b>47</b>	<b>0</b>	<b>5</b>	<b>4</b>	<b>0</b>	<b>0</b>

Kickoffs	no.	yds	avg	tb	ob	retn	net	ydln
Pat Toomey	19	1094	57.6	1	2			
Aidan O'Neill	1	47	47.0	0	0			
<b>Total</b>	<b>20</b>	<b>1141</b>	<b>57.0</b>	<b>1</b>	<b>2</b>	<b>21.5</b>	<b>40.8</b>	<b>24</b>
<b>Opponents</b>	<b>20</b>	<b>1209</b>	<b>60.5</b>	<b>8</b>	<b>0</b>	<b>24.2</b>	<b>37.2</b>	<b>27</b>

**2018 INDIVIDUAL STATS**

**2018 Towson Football**  
**Towson Overall Individual Statistics (as of Sep 18, 2018)**  
**All games**

All Purpose	g	rush	rcv	pr	kr	ir	total	avg/g
Shane Simpson	3	139	54	7	246	0	446	148.7
Shane Leatherb	3	22	294	0	0	0	316	105.3
Sam Gallahan	3	3	182	0	0	0	185	61.7
Kobe Young	3	92	15	0	20	0	127	42.3
Tom Flacco	3	104	0	0	0	0	104	34.7
Brent Richardso	3	0	92	0	0	0	92	30.7
Jabari Allen	3	0	89	0	0	0	89	29.7
Ryan Rutkowski	3	0	67	0	0	0	67	22.3
Jabari Greenwo	3	0	55	0	0	0	55	18.3
Yeedee Thaenra	3	51	0	0	0	0	51	17.0
Chris Clark	2	0	39	0	0	0	39	19.5
Ryan Stover	3	16	0	0	0	0	16	5.3
Zach Heron	2	0	15	0	0	0	15	7.5
Joe Green	3	0	8	0	0	0	8	2.7
Jaelen Thompso	1	7	0	0	0	0	7	7.0
Diondre Wallace	3	0	0	0	0	7	7	2.3
Coby Tippet	3	0	0	-2	0	0	-2	-0.7
TEAM	2	-5	0	0	0	0	-5	-2.5
Total	3	429	910	5	266	7	1617	539.0
Opponents	3	504	735	141	301	0	1681	560.3

# 2018 Team Comparison Stats

## 2018 Towson Football Towson Team Game-by-Game Comparison (as of Sep 18, 2018) All games

Opponent	Score		Total		First Downs		Pen	Rushing		Passing		Total Offense		Return Yards	Turn-Overs
			Rush	Pass	Rush	Yards		Comp-Att-Int	Yards	Plays-Yards	Number-Yards	Yds/Play	Number-Avg		
MORGAN STATE	36	-10	21 / 13	8 / 5	39-156 / 37-63	18-28-1 / 14-24-1	245 / 104	67-401 / 61-167	37 / 103	2 / 2					
Wake Forest	20	-51	25 / 32	19 / 13	30-65 / 54-340	35-51-1 / 17-27-1	345 / 242	81-410 / 81-582	170 / 241	1 / 2					
Villanova	45	-35	32 / 21	16 / 4	52-208 / 25-101	27-38-1 / 26-35-1	320 / 389	90-528 / 60-490	85 / 98	1 / 2					
<b>Totals</b>	<b>101</b>	<b>-96</b>	<b>78 / 66</b>	<b>41 / 34</b>	<b>121-429 / 116-504</b>	<b>80-117-3 / 57-86-3</b>	<b>910 / 735</b>	<b>238-1339 / 202-1239</b>	<b>292 / 442</b>	<b>4 / 6</b>					

Opponent	3rd Down		4th Down		Time of Possession	TOP Margin	Avg Yds/Rush	Avg Yds/Pass	Avg Yds/Play	Punting	Penalties	Sacks
	Conversions		Conversions									
MORGAN STATE	3-14	/ 3-13	1-3	/ 0-3	27:38 / 30:17	-2:39	4.0 / 1.7	8.8 / 4.3	6.0 / 2.7	2-37.5 / 6-39.0	8-100 / 12-107	2 / 4
Wake Forest	6-15	/ 10-16	0-3	/ 1-1	30:43 / 29:17	1:26	2.2 / 6.3	6.8 / 9.0	5.1 / 7.2	6-45.0 / 1-41.0	7-68 / 0-0	0 / 5
Villanova	9-17	/ 2-8	2-2	/ 1-3	35:01 / 24:59	10:02	4.0 / 4.0	8.4 / 11.1	5.9 / 8.2	3-42.3 / 3-37.3	6-60 / 9-70	2 / 3
<b>Totals</b>	<b>18-46</b>	<b>/ 15-37</b>	<b>3-8</b>	<b>/ 2-7</b>	<b>93:22 / 84:33</b>	<b>8:49</b>	<b>3.5 / 4.3</b>	<b>7.8 / 8.5</b>	<b>5.6 / 6.1</b>	<b>11-42.9 / 10-38.7</b>	<b>21-228 / 21-177</b>	<b>4 / 12</b>

Note: Game totals are displayed in the format TEAM/OPPONENT for each category


**2018 DEFENSIVE STATS**

**2018 Towson Football**  
**Towson Overall Defensive Statistics (as of Sep 18, 2018)**  
**All games**

#	Defensive Leaders	gp	Tackles			tfl/yds	Sacks	Pass defense			Fumbles	blkd	
			ua	a	tot		no-yds	int-yds	brup	qbh	rcv-yds	ff	kick
12	Keon Paye	3	17	7	24	2.0-4	.	1-0	.	1	.	.	.
56	Diondre Wallace	3	17	6	23	2.0-16	1.0-14	1-7	.	.	.	1	.
50	Robert Hayward	3	8	13	21	3.0-6	.	.	.	.	1-0	.	.
8	Monty Fenner	3	15	3	18	.	.	.	.	.	.	.	.
6	Jamal Gay	3	7	6	13	.	.	.	.	.	.	.	.
92	Niquekko Cook	3	5	7	12	1.5-5	.	.	.	.	.	.	.
90	Zain Harps Upshur	3	5	5	10	2.0-10	1.0-5	.	.	2	.	.	.
53	Bryce Carter	3	6	4	10	4.0-16	1.0-11	.	.	.	.	1	.
25	Terrill Gillette	3	4	5	9	.	.	.	1	.	.	.	.
35	Coby Tippet	3	4	4	8	.	.	.	.	.	.	.	.
9A	Mantriel Reaves	2	7	1	8	.	.	1-0	.	.	.	1	.
2	Brandon Shuman	3	5	2	7	.	.	.	1	.	.	.	.
38	Chris Tedder	3	4	3	7	1.0-2	.	.	.	.	.	.	.
31	Malik Tyne	3	2	4	6	2.5-4	1.0-1	.	.	.	.	.	.
55	Christian Dixon	3	2	4	6	.	.	.	.	.	.	.	.
7A	Troy Vincent	3	4	2	6	.	.	.	.	.	1-14	.	.
97	Grant Udinski	3	3	2	5	.	.	.	.	.	.	.	.
4	Ricky DeBerry	3	4	1	5	2.0-8	.	.	.	1	1-0	.	.
20	Vashon McCants, Jr.	2	3	1	4	.	.	.	.	.	.	.	.
28	Yeedee Thaenrat	3	2	1	3	.	.	.	.	.	.	1	.
93	John Lambert	2	2	1	3	.	.	.	.	.	.	.	.
95	Sam Gyeni	3	2	.	2	.	.	.	.	.	.	.	.
11	Brent Richardson	3	.	2	2	.	.	.	.	.	.	.	.
49	Marcel Allen	2	.	1	1	.	.	.	.	.	.	.	.
9	Sam Gallahan	3	.	1	1	.	.	.	.	.	.	.	.
21	Chizurum Umunakwe	3	.	1	1	.	.	.	.	.	.	.	.
1C	Charles Garrett	2	.	1	1	.	.	.	.	.	.	.	.
TM	TEAM	2	.	.	.	.	.	.	.	.	.	.	1
	Total	3	128	88	216	20-71	4-31	3-7	2	4	3-14	4	.
	Opponents	3	137	106	243	21-105	12-86	3-0	8	10	1-0	.	.

# 2018 GAME RECAPS

**Game 1 - Sept. 1, 7 p.m. at Morgan State  
Hughes Stadium - Baltimore, Md.**

	TOWSON	36
	MORGAN STATE	10

**BALTIMORE**-- The Towson University football team proved to be Charm City's top college football squad, scoring 24 unanswered points to take down Morgan State 36-10 and earn its second victory in the Battle for Greater Baltimore series.

After Morgan State scored a touchdown with 4:20 left, Towson scored 24 unanswered points in over 27 minutes of play, finishing the game on a 36-3 run.

Towson's defense held Morgan State to 14 yards in the first quarter. Towson outgained its opponent 223-45 in the first half and 401-167 in the game.

Aidan O'Neill was a perfect 4-for-4 on field goals, adding three extra points for 15 points on his own.

Six different Towson receivers earned multiple receptions with Tom Flacco going 18-for-28 with two touchdowns and an interception in his first career start as a Tiger. Shane Leatherbury caught five passes for 93 yards, including a 53-yard reception.

The Towson defense held Morgan State to 2.7 yards per offensive play. Keon Paye had a team high 6.5 tackles while Robert Heyward had six. Baltimore-native Diondre Wallace had four tackles, a sack and an interception.

Scoring Summary	1	2	3	4	F
Towson	3	14	14	5	36
Morgan State	7	0	3	0	10

**Scoring Plays**

- 1st 4:20 MSU - Castano 0yd fumble recovery (O'Shea kick)
- 1st 2:18 TOWSON - O'Neill 19yd field goal
- 2nd 13:09 TOWSON - O'Neill 36yd field goal
- 2nd 7:12 TOWSON - Simpson 2yd pass from Flacco (Leatherbury pass from Flacco)
- 2nd 4:29 TOWSON - O'Neill 38yd field goal
- 3rd 11:51 TOWSON - Clark 1yd pass from Flacco (O'Neill kick)
- 3rd 7:22 MSU - O'Shea 24yd field goal
- 3rd 6:44 TOWSON - Young 5yd run (O'Neill kick)
- 4th 9:41 TOWSON - Safety
- 4th 4:09 TOWSON - O'Neill 39yd field goal

Team Statistics	TOWSON	MSU
First Downs	21	13
Rush Att.-Net Yards	39-156	37-63
Passing C-A-Int.-Yards	18-28-1-245	14-24-1-104
Offensive Plays	67	61
Total Offense	401	167
Fumbles-Lost	1-1	1-1
Penalties-Yards	8-100	12-107
Punts-Average	2-37.5	6-39.0
3rd Down Conversion	3-14	3-13
Time of Possession	29:43	30:17

**Top Rushers**

TOWSON - Kobe Young: 7 rush, 66 yards, 1 TD  
MSU - DeAndre Harris: 12 rush, 31 yards

**Top Passers**

TOWSON - Tom Flacco: 18-28, 245 yards, 2 TD, 1 INT  
MSU - DeAndre Harris: 12-21, 101 yards, 1 INT

**Top Receivers**


TOWSON - Shane Leatherbury: 5 catches, 93 yards  
MSU - Jack McCracken: 3 catches, 43 yards

**Top Defense**

TOWSON - Diondre Wallace: 4 tackles, 1 sack, 1 INT  
MSU - Damare Whitaker: 9 tackles, 1 sack

**Attendance:** 9,209

**Game 2 - Sept. 8, 12 p.m. at Wake Forest  
BB&T Field - Winston-Salem, N.C.**

	TOWSON	20
	WAKE FOREST	51

**WINSTON-SALEM, N.C.** -- The Towson University football team (1-1) scored touchdowns on two its first three drives but fell on the road against ACC opponent Wake Forest (2-0) 51-20.

Towson earned touchdowns on its first two offensive drives, with Tom Flacco hitting Sam Gallahan and Shane Simpson for receptions in the end zone. The Tigers were tied 14-14 with Wake Forest after one.

Tom Flacco had 35 (35-for-51) completions for 345 yards, three touchdowns and an interception. He had nine receivers earn multiple catches.

Shane Leatherbury caught eight passes for 88 yards plus a touchdown. Sam Gallahan had four catches for 61 yards and a touchdown while Ryan Rutkowski had five receptions for 67 yards.

On the defensive side, Diondre Wallace had 16 tackles, including 12 solo, and forced a fumble. Keon Paye concluded with ten tackles and a quarterback hurry.

Towson outgained Wake Forest 345-242 in passing yards. The game had a lightning delay of over one hour towards the end of the third quarter.

Scoring Summary	1	2	3	4	F
Towson	14	6	0	0	20
Wake Forest	14	24	3	10	51

**Scoring Plays**

- 1st 11:39 WAKE - Bachman 10yd pass from Hartman (Sciba kick)
- 1st 8:12 TOWSON - Gallahan 24yd pass from Flacco (O'Neill kick)
- 1st 7:11 WAKE - Dortch 7yd pass from Hartford (Sciba kick)
- 1st 1:32 TOWSON - Simpson 8yd pass from Flacco (O'Neill kick)
- 2nd 14:19 WAKE - Hartman 14yd run (Sciba kick)
- 2nd 11:37 WAKE - Sciba 35yd field goal
- 2nd 9:49 WAKE - Dortch 70yd punt return (Sciba kick)
- 2nd 2:02 WAKE - Dortch 60yd punt return (Sciba kick)
- 2nd 0:42 TOWSON - Leatherbury 18yd pass from Flacco (O'Neill kick)
- 3rd 3:53 WAKE - Sciba 27yd field goal
- 4th 14:03 WAKE - Carmey 1yd run (Sciba kick)
- 4th 9:04 WAKE - Sciba 27yd field goal

Team Statistics	TOWSON	WAKE
First Downs	25	32
Rush Att.-Net Yards	30-65	37-63
Passing C-A-Int.-Yards	35-53-1-345	17-27-1-242
Offensive Plays	81	81
Total Offense	410	582
Fumbles-Lost	0-0	1-1
Penalties-Yards	7-68	0-0
Punts-Average	6-45.0	1-41.0
3rd Down Conversion	6-15	10-16
Time of Possession	30:43	29:17

**Top Rushers**

TOWSON - Shane Simpson: 8 rush, 18 yards  
WAKE - Cade Carney: 19 rush, 130 yards, 1 TD

**Top Passers**

TOWSON - Tom Flacco: 35-51, 345 yards, 3 TD, 1 INT  
WAKE - Sam Hartman: 17-27, 242 yards, 2 TD, 1 INT

**Top Receivers**

TOWSON - Shane Leatherbury: 8 catches, 88 yards  
WAKE - Greg Dortch: 7 catches, 94 yards, 1 TD

**Top Defense**

TOWSON - Diondre Wallace: 16 tackles, 1 forced fumble  
WAKE - Essang Bassey: 7 tackles, 1 INT, 0.5 TFL

**Attendance:** 23,619

**Game 3 - Sept. 15, 3:30 p.m. at Villanova  
Villanova Stadium - Villanova, Pa.**

	TOWSON	45
	VILLANOVA	35

**VILLANOVA, Pa.** -- The Towson University football team (2-1, 1-0 CAA) used 35 consecutive points to come back and take down #10/10 Villanova (2-1, 0-1 CAA) 45-35 on the road to win its Colonial Athletic Association (CAA) opener.

Towson earns a victory over a top-10 opponent for the first time since December 21, 2013 in the win over #3 Eastern Washington in the FCS Playoffs.

Towson earns a victory in its CAA opener for the first time since 2013, a road win over Stony Brook that year.

Towson had 528 yards of total offense, including 208 on the ground. The Tigers had the ball for 35:01 in the game, compared to 24:59 for Villanova.

After being down 14-0 in the opening 5:01, Towson scored 35 points in a row, including two passing, two rushing and one special teams touchdown, to surge ahead 35-14 with 2:26 left in the 2nd quarter.

Tom Flacco had 300+ passing yards for the second straight time, going 27-37 for 320 yards, three touchdowns and a pick. He also had 66 rushing yards on 18 carries.

Scoring Summary	1	2	3	4	F
Towson	21	14	7	3	45
Villanova	14	7	7	7	35

**Scoring Plays**

- 1st 11:53 VU - Forbes 5yd pass from Bednarczyk (Kresge kick)
- 1st 9:59 VU - Bell 31yd pass from Bednarczyk (Kresge kick)
- 1st 4:56 TOWSON - Simpson 13yd run (O'Neill kick)
- 1st 0:37 TOWSON - Leatherbury 76yd pass from Flacco (O'Neill kick)
- 1st 0:29 TOWSON - Vincent 14yd fumble recovery (O'Neill kick)
- 2nd 6:44 TOWSON - Simpson 8yd pass from Flacco (O'Neill kick)
- 2nd 2:26 TOWSON - Thaenrat 1yd run (O'Neill kick)
- 2nd 1:06 VU - Bell 11yd pass from Bednarczyk (Kresge kick)
- 3rd 11:05 VU - McClenton 14yd pass from Bednarczyk (Kresge kick)
- 3rd 1:59 TOWSON - Leatherbury 14yd pass from Flacco (O'Neill kick)
- 4th 8:16 VU - Gudzak 1yd run (Kresge kick)
- 4th 3:12 TOWSON - O'Neill 26yd field goal

Team Statistics	TOWSON	VU
First Downs	32	21
Rush Att.-Net Yards	52-208	25-101
Passing C-A-Int.-Yards	27-38-1-320	26-35-1-389
Offensive Plays	90	60
Total Offense	582	490
Fumbles-Lost	0-0	2-1
Penalties-Yards	6-60	9-70
Punts-Average	3-42.3	3-37.3
3rd Down Conversion	9-17	2-8
Time of Possession	35:01	24:59

**Top Rushers**

TOWSON - Shane Simpson: 19 rush, 100 yards, 1 TD  
VU - Aaron Forbes: 8 rush, 74 yards

**Top Passers**

TOWSON - Tom Flacco: 27-37, 320 yards, 3 TD, 1 INT  
VU - Zach Bednarczyk: 26-35, 389 yards, 4 TD, 1 INT

**Top Receivers**

TOWSON - Shane Leatherbury: 5 catches, 113 yards, 2 TD  
VU - Jarrett McClenton: 6 catches, 114 yards, 1 TD

**Top Defense**

TOWSON - Keon Paye: 7 tackles, 1 TFL, 1 INT  
VU - Jeff Steeb: 9 tackles, 1 sack, 1 INT

**Attendance:** 5,719