MONDAY, JULY 27 | BILL SNEED INDOOR ATHLETIC FACILITY | WASHBURN UNIVERSITY

TOPEKA KANSAS

MIAA FOOTBALL MEDIA DAY

2026





PRESS CONFERENCE SCHEDULE

TIME	SPEAKERS — HEAD COACH, STUDENT-ATHLETES
OPENING	
9:30 a.m.	MIAA Commissioner Mike Racy
9:45 a.m.	MIAA Supervisor of Officials Phil Laurie
SESSION I	
10:00 a.m.	Missouri Western — Tyler Fenwick, Connor Holt [OL], Khalid Sereal [LB]
10:15 a.m.	Central Missouri — Josh Lamberson, Jordan Pachot [QB], Drew Kaufman [LB]
10:30 a.m.	Northwest Missouri — John McMenamin, Kaleb McCullough [OL], Holden Zigmant [DB]
10:45 a.m.	*Break*
11:00 a.m.	Central Oklahoma — Adam Dorrel, Jett Huff [QB], Zacary Stilwell [DL]
11:15 a.m.	Nebraska Kearney — Ryan Held, Carter Klein [OL], Parker Wise [LB]
SESSION II	
12:00 p.m.	Washburn — Zach Watkins, Ty Weber [TE], JC Heim [LB]
12:15 p.m.	Emporia State — Garin Higgins, Malik O'Atis [WR], Landon Boss [LB]
12:30 p.m.	Fort Hays State — Chris Brown, Gaven Haselhorst [DL], Jaxon Kolzow [S]
12:45 p.m.	*Break*
1:00 p.m.	Missouri Southern — Atiba Bradley, Tillman Martin [QB], Peyton Mckee [DB]
1:15 p.m.	Pittsburg State — Tom Anthony, Luke Niggemann [TE], Zach Coenen [LB]
CLOSING	
1:30 p.m.	

TODAY'S HOST:

Washburn University opened the Bill Sneed Indoor Athletic Facility in November of 2020. The facility features a 200-meter, six lane, banked track as well as a 110-yard synthetic turf practice field which is 50-yards wide for football, women's soccer, baseball and softball to practice.

TODAY'S EMCEE:

Brendan Dzwierzynski joined the Washburn athletic department in June of 2026 as the Director of Broadcasting. An award-winning broadcaster, Dzwierzynski most recently worked as a play-by-play broadcaster and sports talk host for WIBW Radio in Topeka, which included the role of the "Voice of the Ichabods" for the past two-plus seasons.

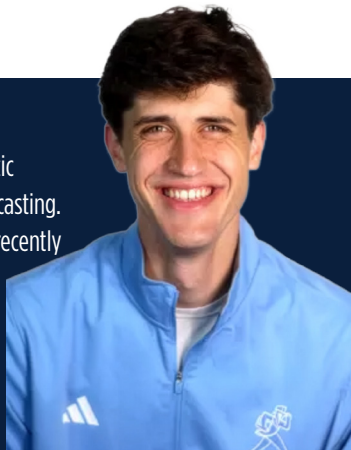

MID-AMERICA INTERCOLLEGIATE ATHLETICS ASSOCIATION

EDUCATION | SERVICE | CHAMPIONSHIPS

Welcome to the 2026 MIAA Football Media Day, hosted by Washburn University in Topeka, Kansas!

On behalf of the MIAA Office, our football staff, and our membership, we are excited to kickoff another great year of MIAA football!

As an Association, we have a rich tradition of excellence in football. The conference has won eight NCAA Division II national championships in football, with four of those teams achieving undefeated national championship seasons. Individually, hundreds of MIAA football players have been named All-Americans and Academic All-Americans.

We are excited to officially begin the 2026 season here on the beautiful campus of Washburn University. The road to the NCAA Division II Football Championship in McKinney, Texas for the MIAA's ninth national football title in begins today.

I hope you enjoy your day at the 2026 MIAA Football Media Day. Special thank you to Washburn's administrators and staff for hosting us today.

Best of luck this season to all of our MIAA football coaches and student-athletes!

Bring Your "A" Game!

Mike Racy

MIKE RACY, J.D., COMMISSIONER
1800 GENESSEE STREET SUITE 320
KANSAS CITY, MISSOURI
MRACY@THEMIAA.COM



Mike Racy was named the MIAA's fifth commissioner on September 7, 2016.

Learn more about Commissioner Racy at TheMIAA.com/Commissioner

MIAA NEWS AND NOTES

MIAA member institutinos have captured **18** NCAA Division II national team championships in eight different sports since 2021.

The MIAA was the ***only*** NCAA Division II confernece to have five member instititions rank within the top 25 of the final 2025-26 NCAA Division II Learfield Directors' Cup Standings.

During the past six seasons, ***nine*** MIAA schools have advanced to the NCAA Division II Football Playoffs and/or competed in a Division II Bowl Game: *Central Missouri, Central Oklahoma, Empoira State, Fort Hays State, Missouri Western, Nebraska Kearney, Northwest Missouri, Pittsburg State and Washburn.*

MIAA football teams own an combined record of **26-13** against non-conference opponents over the last two seasons.

The MIAA's postseason bowl record stands at **14-2** since 2017.

Eight current MIAA head coaches either played in the MIAA or were assistant coaches in the conference before being hired as a head coach.

Four MIAA head coaches coach the programs they used to play for — *Zach Watkins at Washburn, John McMenamin at Northwest Missouri, Atiba Bradley at Missouri Southern, and Garin Higgins at Emporia State.*

The last time the MIAA did not have multiple teams in the NCAA Division II football playoffs was in **2009**.

The 2026 season will be the first MIAA football season since 2018 that doesn't feature a first-year head coach.

Ten MIAA football players were named NCAA Division II ***Academic All-Americans*** in the 2025 season.

FINAL 2025 MIAA STANDINGS

INSTITUTION	MIAA	OVERALL	STREAK
PITTSBURG STATE*	8-1	10-3	L1
NORTHWEST MISSOURI*	8-1	9-3	L2
CENTRAL OKLAHOMA	6-3	6-5	W2
FORT HAYS STATE	5-4	6-5	W1
CENTRAL MISSOURI	5-4	5-6	W1
NEBRASKA KEARNEY	4-5	6-5	L1
EMPORIA STATE	4-5	5-6	L1
MISSOURI WESTERN	2-7	3-8	L2
WASHBURN	2-7	3-8	W1
MISSOURI SOUTHERN	1-8	3-8	L4

**2025 MIAA CO-CHAMPIONS*

FINAL 2025 POSTSEASON RESULTS:

NCAA DIVISION II PLAYOFFS

FIRST ROUND – NOV. 22

PITTSBURG STATE ***21***, CHADRON STATE ***17***

HARDING ***38***, NORTHWEST MISSOURI ***16***

SECOND ROUND – NOV. 29

HARDING ***37***, PITTSBURG STATE ***21***

2025 ALL-MIAA
TEAMS AND POSTSEASON AWARDS

OFFENSIVE PLAYER OF THE YEAR	Jackson Berry, Pittsburg State, QB, Sr.
OFFENSIVE LINEMAN OF THE YEAR	Montriel Lee, Central Oklahoma, Sr.
DEFENSIVE PLAYER OF THE YEAR	Landon Boss, Emporia State, LB, Jr.
DEFENSIVE LINEMAN OF THE YEAR	Clayton Power, Northwest Missouri, Sr.
SPECIAL TEAMS PLAYER OF THE YEAR	Austin Schmitt, Pittsburg State, K, Jr.
CO-FRESHMAN OF THE YEAR	Donovyn Omolo, Central Missouri, QB
CO-FRESHMAN OF THE YEAR	Zechariah Owens, Northwest Missouri, QB John
COACH OF THE YEAR	McMenamin, Northwest Missouri

FIRST TEAM OFFENSE

POS.	ATHLETE	TEAM
QB	Jackson Berry	PSU
RB	Zahmari Palode-Gary	PSU
WR	Malik O'Atis	ESU
WR	Kuron Parchmon	PSU
WR	Hogan Wasson	UCM
TE/FB	Dominique Dunn	UCO
All-PB	Jaylen Cottrell	UCO
OL	Drew Daniels	PSU
OL	Montriel Lee*	UCO
OL	Kaleb McCullough	NW
OL	Wes Merriman	NW
OL	Josh Shaw	FHSU
OL	Carter Stanchfield	PSU
K	Austin Schmitt	PSU
KR/PR	Dominic Myers	NW

**Indicates unanimous selection*
(team reflects ties in voting)

FIRST TEAM DEFENSE

POS.	ATHLETE	TEAM
DL	Gaven Haselhorst*	FHSU
DL	Xavier Morrow	UNK
DL	Clayton Power	NW
DL	Jeremy Sharp	PSU
LB	Landon Boss*	ESU
LB	Carter Edwards*	NW
LB	John Johnson*	FHSU
LB	Jack Puckett	UCO
DB	Ife Current	UNK
DB	Shane Fredrickson	NW
DB	Kamble Haverkamp	WU
DB	Reggie King Jr.	PSU
DB	Jordan Rogers*	PSU
P	Dylan Davidson	ESU

**Indicates unanimous selection*
(team reflects ties in voting)

SECOND TEAM OFFENSE

POS.	ATHLETE	TEAM
QB	Jett Huff	UCO
RB	William Mason	UCO
WR	Jaden Jude	UNK
WR	Luke Mathews	NW
WR	Draper Parker	MSSU
TE/FB	Cale Cormaney	FHSU
All-PB	Dominic Myers	NW
OL	Mac Garner	UCO
OL	Carter Klein	UNK
OL	Shawn Merriman	NW
OL	Talon Wheeler	ESU
K	Will Peacock	UCM
KR/PR	Jaylen Fuksa	PSU

SECOND TEAM DEFENSE

POS.	ATHLETE	TEAM
DL	Grant Finley	MWSU
DL	Nile Schuett	NW
DL	James Smith	PSU
DL	Johnny Wilson	UCO
LB	Ben Einess	NW
LB	JC Heim	WU
LB	Connor Johnson	UCO
LB	Steven Ward	PSU
LB	Parker Wise	UNK
DB	Jaylen Fuksa	PSU
DB	Trevon Holmes	MWSU
DB	Willie Rice	UCO
DB	Tyler Schultze	ESU
P	Jake Zeller	WU

(team reflects ties in voting)

THIRD TEAM OFFENSE

POS.	ATHLETE	TEAM
QB	Donovyn Omolo	UCM
RB	Brandon Hall	MWSU
WR	Chase Allen-Jackman	WU
WR	Kingsley Bennett	ESU
WR	Greyson Holbert	PSU
TE/FB	Luke Niggemann	PSU
All-PB	Nathan Glades	MSSU
OL	Porter Dannevik	FHSU
OL	Connor Holt	MWSU
OL	Coby James	PSU
OL	Luke Karns	UCM
OL	Trevion Mitchell	ESU
K	Caden Dodson	ESU
KR/PR	Crew Myers	MWSU

THIRD TEAM DEFENSE

POS.	ATHLETE	TEAM
DL	CJ Adams	ESU
DL	Mike Harris	UCM
DL	Jordan Pigram	NW
DL	Parrish Terry	FHSU
DL	Deontae Young	MWSU
LB	Zach Bergmann	MSSU
LB	Parker Bowen	NW
LB	Garrett Hormann	UCM
LB	Brecken Manus	MWSU
DB	Ja'Mareion Gipson	UNK
DB	Mike Harrison	NW
DB	Malachi Howard	UCM
DB	Antwon Jenkins Jr.	NW
P	Marty Mormino	UNK

(team reflects ties in voting)

PAST MIAA CHAMPIONS



YEAR	SCHOOL (RECORD)	HEAD COACH
2025	Northwest Missouri (8-1)	John McMenamin
	Pittsburg State (8-1)	Tom Anthony
2024	Central Oklahoma (12-2)	Adam Dorrel
2023	Central Missouri (9-1)	Josh Lamberson
	Pittsburg State (9-1)	Brian Wright
2022	Pittsburg State (11-0)	Brian Wright
2021	Northwest Missouri (9-1)	Rich Wright
2020	*No 2020 Season Due To Global Pandemic*	
2019	Central Missouri (10-1)	Jim Svoboda
	Northwest Missouri (10-1)	Rich Wright
2018	Fort Hays State (9-2)	Chris Brown
	Northwest Missouri (9-2)	Rich Wright
2017	Fort Hays State (11-0)	Chris Brown
2016	Northwest Missouri (11-0)	Adam Dorrel
2015	Northwest Missouri (11-0)	Adam Dorrel
2014	Pittsburg State (10-1)	Tim Beck
	Northwest Missouri (10-1)	Adam Dorrel
2013	Northwest Missouri (10-0)	Adam Dorrel
2012	Missouri Western (9-1)	Jerry Partridge
2011	Pittsburg State (8-1)	Tim Beck
2010	Northwest Missouri (9-0)	Mel Tjeerdsma
2009	Northwest Missouri (9-0)	Mel Tjeerdsma
2008	Northwest Missouri (9-0)	Mel Tjeerdsma
2007	Northwest Missouri (9-0)	Mel Tjeerdsma
2006	Northwest Missouri (9-0)	Mel Tjeerdsma
2005	Washburn (7-1)	Craig Schurig
2004	Pittsburg State (9-0)	Chuck Broyles
2003	Central Missouri (7-2)	Willie Fritz
	Emporia State (7-2)	Dave Wiemers
	Missouri Western (7-2)	Jerry Partridge
	Northwest Missouri (7-2)	Mel Tjeerdsma
	Pittsburg State (7-2)	Chuck Broyles
2002	Northwest Missouri (9-0)	Mel Tjeerdsma
2001	Pittsburg State (8-1)	Chuck Broyles
2000	Northwest Missouri (9-0)	Mel Tjeerdsma
1999	Northwest Missouri St. (9-0)	Mel Tjeerdsma
1998	Northwest Missouri St. (9-0)	Mel Tjeerdsma
1997	Northwest Missouri St. (9-0)	Mel Tjeerdsma
1996	Northwest Missouri St. (8-1)	Mel Tjeerdsma
	Pittsburg State (8-1)	Chuck Broyles
1995	Pittsburg State (9-0)	Chuck Broyles
1994	Pittsburg State (9-0)	Chuck Broyles
1993	Missouri Southern (9-0)	Jon Lantz
1992	Pittsburg State (9-0)	Chuck Broyles
1991	Pittsburg State (8-0-1)	Chuck Broyles
1990	Pittsburg State (9-0)	Chuck Broyles
1989	Pittsburg State (10-0)	Dennis Franchione
1988	Central Missouri (5-1)	Terry Noland
	Southeast Missouri St. (5-1)	Bill Maskill
	Truman (5-1)	Jack Ball
1987	Central Missouri (5-0-1)	Terry Noland
	Southeast Missouri St. (5-0-1)	Bob Smith
1986	Central Missouri (5-0)	Terry Noland
1985	Truman (5-0)	Jack Ball
1984	Northwest Missouri St. (5-0)	Vern Thomsen
1983	Central Missouri (4-1-0)	Terry Noland
	Missouri-Rolla (4-1)	Charlie Finley
1982	Truman (5-0)	Bruce Craddock
1981	Truman (5-1)	Bruce Craddock
1980	Missouri-Rolla (6-0)	Charlie Finley
1979	Northwest Missouri St. (5-1)	Jim Redd
1978	Southwest Missouri St. (6-0)	Johanningmeier
1977	Missouri-Rolla (4-1-1)	Charlie Finley
	Southeast Missouri St. (4-1-1)	Jim Lohr
1976	Southeast Missouri St. (4-1-1)	Jim Lohr
	Truman (4-1-1)	Ron Taylor
1975	Southeast Missouri St. (6-0)	Jim Lohr
1974	Northwest Missouri St. (5-1)	Gladden Dye
1973	Southeast Missouri St. (5-1)	Tom Thrower
1972	Lincoln (5-1)	Dwight Reed
	Northwest Missouri St. (5-1)	Gladden Dye
1971	Truman (6-0)	Russell Sloan
1970	Central Missouri (5-1)	Howard Mahanes
	Truman (5-1)	Russell Sloan
1969	Southeast Missouri St. (4-1)	Tom Thrower
	Truman (4-1)	Russell Sloan
1968	Southeast Missouri St. (5-0)	Tom Thrower
1967	Southeast Missouri St. (5-0)	Kenneth Knox
1966	Southwest Missouri St. (5-0)	Jim Mentis
1965	Truman (5-0)	Maurice Wade

To view every MIAA football champion since 1924, visit TheMIAA.com/Sports/Football.

MIAA FOOTBALL GAME OF THE WEEK ON THE SPOT, KANSAS CITY 38 RETURNS FOR 2026 SEASON

KANSAS CITY, MO. – The MIAA Football Game of the Week on the Spot, Kansas City 38 is returning for the 2026 season. With the Association's continued partnership with Scripps News and its independent television station, KMCI, football fans within the Kansas City metro viewing area will have the opportunity to watch some of the best matchups in the 2026 NCAA Division II football season.

Serving the Kansas City metropolitan area, the Spot, Kansas City 38 will broadcast a total of 13 MIAA football games to local television audiences in the greater Kansas City area. The schedule was designed to provide one of the conference's top matchups each week in the 2026 season. All 10 MIAA teams will be featured throughout the 13-week schedule, with at least one live television broadcast from nine different MIAA football campuses. This is the first year that the MIAA Football Game of the Week schedule will feature 13 games.

All MIAA football contests will continue to be streamed live on The MIAA Network, the official digital streaming platform of the MIAA.

First broadcasting in 1988, KMCI/the Spot, Kansas City 38 only independent station under the Scripps News Group. Scripps News is a dynamic team of journalists, all working together to bring you on-the-ground reporting that puts facts and people first.

"We're very excited to enter our third year featuring a MIAA Football TV Game of the Week on the Spot, Kansas City 38," said MIAA Commissioner Mike Racy. " Kansas City continues to be a great platform for sports television, which helps the MIAA office reach new audiences to showcase some of the best collegiate football programs in the Midwest. We also know that this exposure could help drive new patrons to The MIAA Network."

"With at least one live television broadcast on nine different MIAA football campuses this fall, our athletic programs and universities will have the potential to reach new fans, supporters, donors, and prospective student-athletes in a 200-mile radius of the Kansas City metro," Racy added.

The 2026 MIAA Game of the Week schedule opens with the Pittsburg State hosting the defending NCAA Division II National Champion, Ferris State, at 7 p.m. on Thursday, August 27. The official broadcast schedule for the 13 MIAA football contests to be aired live on the Spot, Kansas City 38 is listed below.

MIAA football fans can view the complete 13-week schedules for all ten MIAA football teams at theMIAA.com/football.

BROADCAST SCHEDULE:

WEEK 0: August 27 at 7 PM — **[1]** Ferris State @ **[6]** Pittsburg State (Thursday Night)
WEEK 1: September 3 at 7 PM — Missouri Western @ Central Missouri (Thursday Night)
WEEK 1: September 5 at 12 PM — Colorado School of Mines @ Washburn
WEEK 2: September 12 at 1:30 PM — Washburn @ **[17]** Northwest Missouri
WEEK 3: September 19 at 12 PM — Central Oklahoma @ Washburn
WEEK 4: September 26 at 7 PM — **[17]** Northwest Missouri @ Central Oklahoma
WEEK 5: October 3 at 1 PM — Missouri Western @ Emporia State
WEEK 6: October 10 at 6 PM — Nebraska Kearney @ Missouri Western
WEEK 7: October 17 at 1 PM — Washburn @ Central Missouri
WEEK 8: October 24 at 2 PM — Central Oklahoma @ **[6]** Pittsburg State
WEEK 9: October 31 at 2 PM — Emporia State @ **[17]** Northwest Missouri
WEEK 10: November 7 at 1 PM — Central Oklahoma @ Missouri Southern
WEEK 11: November 14 at 1 PM — Emporia State @ Fort Hays State
[#] – Final NCAA Division II Football Ranking in the 2025 Season

MISSOURI WESTERN GRIFFONS

CRAIG FIELD AT SPRATT STADIUM | ST. JOSEPH, MISSOURI

DIRECTOR OF ATHLETIC COMMUNICATIONS: MITCHELL MELLERT
816-271-4257 | MMELLERT@MISSOURIWESTERN.UED

QUICK FACTS

Head Coach: Tyler Fenwick (4th Season)
Career Record (Record at School): 68-67 career (15-19)
2025 Record: 3-8 (2-7 MIAA)
Starters Lost / Returning: 18 / 15
Letterwinners Lost / Returning: 30 / 24
Key Returners: Deontae Young (DL), Kienen Gaskin (LB), Crew Myers (WR/PR), Malik Moore (WR), Broc Worcester (LB), Rickie Dunn (RB), Khalid Sereal (LB), Connor Holt (OL), Quentin Garrett (OL), Adam Sotelo (OL), Jaelon Dixon (RB/KR)

2025 OFFENSIVE TEAM STATS

Points Per Game: 18.7 ppg
Total Offense Per Game: 324.3 ypg
Passing Yards Per Game: 196.6 ypg
Rushing Yards Per Game: 127.6 ypg
Third-Down Conversions: 62-170 (36.5%)
Fourth-Down Conversions: 12-24 (50%)
Red Zone Percentage: 27-34 (79.4%)

2025 DEFENSIVE TEAM STATS

Points Allowed Per Game: 32.2 ppg
Total Offense Allowed per Game: 373.9 ypg
Passing Yards Allowed Per Game: 249.2 ypg
Rushing Yards Per Game: 124.7 ypg
Takeaways: 12
Opponents 3rd-Down Conversions: 73-155 (47.1%)
Opponents 4th-Down Conversions: 8-17 (47.1%)
Opponents Red Zone Percentage: 43-50 (86%)

2025 SPECIAL TEAMS STATS

Field Goals: 14-21 (66.7%)
PATs: 20-23 (86.9%)
Average Punt Yards Per Game: 163.2 ypg
Punt Return Yards Per Game: 15.1 ypg
Kickoff Return Yards Per Game: 55.4 ypg
Blocked Punts: 0
Blocked Field Goals: 5

2026 SCHEDULE

Aug. 27	vs. AUGUSTANA	7 PM
Sept. 3	@ CENTRAL MISSOURI	7 PM
Sept. 12	@ MISSOURI S&T	6 PM
Sept. 26	vs. FORT HAYS STATE	7 PM
Oct. 3	@ EMPORIA STATE	1 PM
Oct. 10	vs. NEBRASKA KEARNEY	6 PM
Oct. 17	@ PITTSBURG STATE	2 PM
Oct. 24	vs. MISSOURI SOUTHERN	2 PM
Oct. 31	@ WASHBURN	2 PM
Nov. 7	vs. NORTHWEST MISSOURI	2 PM
Nov. 14	@ CENTRAL OKLAHOMA	1 PM

TOP RETURNERS

Passing: N/A
Rushing: Rickie Dunn (54 carries, 198 yards, 3 TD, 3.7 ypc, 18 ypg)
Receiving: Malik Moore (24 receptions, 272 yards, 3 TD, 27.2 ypg)
Tackles: Broc Worcester (35 total, 18 solo, 17 assists, 3.2 Tackles/Game)
Tackles for Loss: Deontae Young (6.5 TFL, 15 yards lost, 0.6 TFL/Game)
Sacks: Khalid Sereal (4 sacks, 34 Yards Lost, 0.37 Sacks/Game)
Takeaways: N/A

REPRESENTING THE GRIFFONS



HEAD COACH
Tyler Fenwick



OFFENSIVE LINEMAN
Connor Holt



LINEBACKER
Khalid Sereal

CENTRAL MISSOURI MULES

WALTON STADIUM/KENNEDY FIELD | WARRENSBURG, MISSOURI

ASSISTANT ATHLETIC DIRECTOR/ATHLETIC COMMUNICATIONS: RYAN ANDERSON
660-543-8091 | RANDERSON@UCMO.EDU

QUICK FACTS

Head Coach: Josh Lamberson (5th Season)
Career Record (Record at School): 30-39 (29-18)
2025 Record: 5-6 (5-4 MIAA)
Starters Lost / Returning: 11 / 14
Letterwinners Lost / Returning: N/A
Key Returners: Jordan Pachot (QB), Kyan Franklin (DL), Malachi Howard (DB), Drew Kaufman (LB), Marlon Lindsey, Jr. (WR), Shawn Martinez (OL), Jack Posspisil (WR), Noah Smith (OL), Aazeryan Voss (WR), Jake Weber (WR), Tank Young (RB)

2025 OFFENSIVE TEAM STATS

Points Per Game: 32.3 ppg
Total Offense Per Game: 464.3 ypg
Passing Yards Per Game: 321.5 ypg
Rushing Yards Per Game: 142.8 ypg
Third-Down Conversions: 86-177 (48.6%)
Fourth-Down Conversions: 11-20 (55%)
Red Zone Percentage: 47-55 (85.5%)

2025 DEFENSIVE TEAM STATS

Points Allowed Per Game: 31.2 ppg
Total Offense Allowed per Game: 418.9 ypg
Passing Yards Allowed Per Game: 248.2 ypg
Rushing Yards Per Game: 170.7 ypg
Takeaways: 22
Opponents 3rd-Down Conversions: 65-157 (41.4%)
Opponents 4th-Down Conversions: 8-18 (44.4%)
Opponents Red Zone Percentage: 36-44 (81.8%)

2025 SPECIAL TEAMS STATS

Field Goals: 12-15 (80%)
PATs: 43-43 (100%)
Average Punt Yards Per Game: 34.8 ypg
Punt Return Yards Per Game: 0.0 ypg
Kickoff Return Yards Per Game: 22.2 ypg
Blocked Punts: 0
Blocked Field Goals: 2

2026 SCHEDULE

Aug. 27	@ CSU-PUEBLO	7 PM
Sept. 3	vs. MISSOURI WESTERN	7 PM
Sept. 12	vs. DELTA STATE	7 PM
Sept. 26	@ MISSOURI SOUTHERN	TBA
Oct. 3	vs. CENTRAL OKLAHOMA	7 PM
Oct. 10	@ NORTHWEST MISSOURI	1:30 PM
Oct. 17	vs. WASHBURN	1 PM
Oct. 24	@ EMPORIA STATE	7 PM
Oct. 31	vs. FORT HAYS STATE	1 PM
Nov. 7	@ PITTSBURG STATE	2 PM
Nov. 14	vs. NEBRASKA KEARNEY	12 PM

TOP RETURNERS

Passing: Jordan Pachot (44-71, 561 yards, 4 TD-0 INT, 280.5 ypg)
Rushing: Tank Young (28 carries, 94 yards, 1 TD, 31.3 ypg)
Receiving: Jake Weber (44 receptions, 493 yards, 2 TD, 44.8 ypg)
Tackles: Drew Kaufman (71 tackles, 37 solo, 34 assisted, 6.45 tackles/game)
Tackles for Loss: Drew Kaufman (7.5 TFL, 25 yards lost, 0.68 TFL/game)
Sacks: Kyan Franklin (2.5 sacks, 14 yards lost, 0.23 sacks/game)
Takeaways: N/A

REPRESENTING THE MULES



HEAD COACH
Josh Lamberson



QUARTERBACK
Jordan Pachot



LINEBACKER
Drew Kaufman

NORTHWEST MISSOURI BEARCATS

BEARCAT STADIUM | MARYVILLE, MISSOURI

ASSISTANT ATHLETIC DIRECTOR FOR MEDIA RELATIONS: COLIN MCDONOUGH
660-562-1118 | CMCDONOUGH@NWMISSOURI.EDU

QUICK FACTS

Head Coach: John McMenamin (2nd Season)
Career Record (Record at School): 16-7 (9-3)
2025 Record: 9-3 (8-1 MIAA)
Starters Lost / Returning: 13 / 11
Letterwinners Lost / Returning: 68 / 33
Key Returners: Mo Alwaely (PK), Mike Harrison (CB), Antwon Jenkins Jr. (CB), Harrison Merriman (OL), Kaleb McCullough (OL), Erwin Nash (WR), Zechariah Owens (QB), Te'Shaun Porter (RB), Quincy Torry (RB), Zylen Saddler-Robinson (DL), Jacob Stockard (DL), Reece Trammell (OL), Andrew Waltke (TE), Pierce Wand (OL), Holden Zigmant (S)

2025 OFFENSIVE TEAM STATS

Points Per Game: 31.7 ppg
Total Offense Per Game: 446.3 ypg
Passing Yards Per Game: 202.1 ypg
Rushing Yards Per Game: 244.2 ypg
Third-Down Conversions: 73-160 (46%)
Fourth-Down Conversions: 12-27 (44%)
Red Zone Percentage: 40-51 (78%)

2025 DEFENSIVE TEAM STATS

Points Allowed Per Game: 18.0 ppg
Total Offense Allowed per Game: 283.8 ypg
Passing Yards Allowed Per Game: 159.2 ypg
Rushing Yards Per Game: 124.7 ypg
Takeaways: 17
Opponents Third-Down Conversions: 50-169 (30%)
Opponents Fourth-Down Conversions: 12-20 (60%)
Opponents Red Zone Percentage: 27-30 (905)

2025 SPECIAL TEAMS STATS

Field Goals: 4-6 (67%)
PATs: 50-52 (96%)
Average Punt Yards Per Game: 171.5 ypg
Punt Return Yards Per Game: 11.7 ypg
Kickoff Return Yards Per Game: 20.15 ypg
Blocked Punts: 0
Blocked Field Goals: 0

2026 SCHEDULE

Aug. 29	@ TEXAS A&M	7 PM
Sept. 12	vs. WASHBURN	1:30 PM
Sept. 19	vs. MISSOURI SOUTHERN	1:30 PM
Sept. 26	@ CENTRAL OKLAHOMA	7 PM
Oct. 10	vs. CENTRAL MISSOURI	1:30 PM
Oct. 17	@ FORT HAYS STATE	7 PM
Oct. 24	@ NEBRASKA KEARNEY	1 PM
Oct. 31	vs. EMPORIA STATE	2 PM
Nov. 7	@ MISSOURI WESTERN	2 PM
Nov. 14	vs. PITTSBURG STATE	1:30 PM

TOP RETURNERS

Passing: Zechariah Owens (59-89, 709 yards, 7-1, 64.45 ypg)
Rushing: Quincy Torry (114 att., 806 yards, 6 TDs, 67.17 ypg)
Receiving: Erwin Nash (34 rec., 440 yards, 3 TDs, 36.67 ypg)
Tackles: Holden Zigmant (53 tackles, 34 solo, 19 assist, 4.4 tackles/game)
Tackles for Loss: Jacob Stockard (2.5 TFLs, 9 yards lost, 0.2 TFLs/game)
Sacks: Jacob Stockard (2.0 sacks, 8 yards lost, 0.17 sacks/game)
Takeaways: Antwon Jenkins Jr., (2 INT, 2/0, 9 yards, 0.17 takeaways/game)

REPRESENTING THE BEARCATS



HEAD COACH
John McMenamin



OFFENSIVE LINEMAN
Kaleb McCullough



DEFENSIVE BACK
Holden Zigmant

CENTRAL OKLAHOMA BRONCHOS

CHAD RICHISON STADIUM | EDMOND, OKLAHOMA

ASSISTANT ATHLETIC DIRECTOR FOR MEDIA RELATIONS: CHRIS BRANNICK
405-974-2142 | CBRANNICK@UCO.EDU

QUICK FACTS

Head Coach: Adam Dorrell (5th Season)
Career Record (Record at School): 128-58 (28-18)
2025 Record: 6-5 (6-3 MIAA)
Starters Lost / Returning: 11 / 11
Letterwinners Lost / Returning: 34 / 49
Key Returners: Jett Huff (QB), Andrew Carner (TE), Dev Mathews (RB), Javohn Thomas (WR), Gabe Grazier (OL), Zacary Stilwell (DL), Cameron Done (DL), Reese Roller (LB), Daniel Ekwese (CB), David Williams (SS), Dalton Hurd (FS)

2025 OFFENSIVE TEAM STATS

Points Per Game: 31.3 ppg
Total Offense Per Game: 455.1 ypg
Passing Yards Per Game: 259.7 ypg
Rushing Yards Per Game: 195.4 ypg
Third-Down Conversions: 56-154 (36.3%)
Fourth-Down Conversions: 5-21 (23.8%)
Red Zone Percentage: 37-47 (78.7%)

2025 DEFENSIVE TEAM STATS

Points Allowed Per Game: 25.9 ppg
Total Offense Allowed per Game: 344.4 ypg
Passing Yards Allowed Per Game: 209.8 ypg
Rushing Yards Per Game: 134.5 ypg
Takeaways: 19
Opponents 3rd-Down Conversions: 63-170 (37.1%)
Opponents 4th-Down Conversions: 10-21 (47.6%)
Opponents Red Zone Percentage: 22-32 (68.7%)

2025 SPECIAL TEAMS STATS

Field Goals: 11-17 (64.7%)
PATs: 40-43 (93%)
Average Punt Yards Per Game: 38.0 ypg
Punt Return Yards Per Game: 5.1 ypg
Kickoff Return Yards Per Game: 14.8 ypg
Blocked Punts: 2
Blocked Field Goals: 2

2026 SCHEDULE

Aug. 30	@ UT PERMIAN BASIN	6 PM
Sept. 6	vs. PITTSBURG STATE	7 PM
Sept. 20	vs. WASHBURN	7 PM
Sept. 27	@ NORTHWEST MISSOURI	1:30 PM
Oct. 4	vs. CENTRAL MISSOURI	7 PM
Oct. 11	@ FORT HAYS STATE	7 PM
Oct. 18	vs. EMPORIA STATE	7 PM
Oct. 25	vs. NORTHEASTERN STATE	7 PM
Nov. 1	@ NEBRASKA KEARNEY	12 PM
Nov. 8	vs. MISSOURI SOUTHERN	1 PM
Nov. 15	@ MISSOURI WESTERN	2 PM

TOP RETURNERS

Passing: Jett Huff (164-for-259, 2220 yards, 18 TDs, 8 INTs, 246.7 Yards/Game)
Rushing: Dev Mathews (90 Att., 586 Yards, 7 TDs, 52.5 Yards/Game)
Receiving: Javohn Thomas (18 Recs., 244 Yards, 0 TDs, 52.6 Yards/Game)
Tackles: David Williams (44 Total, 27 Solo, 17 Assists, 4.0 Tackles/Game)
Tackles for Loss: Reese Roller (9.0 TFL, 31 Yards Lost, 0.5 TFL/Game)
Sacks: Cameron Done (5.5 Sacks, 28 Yards Lost, 0.5 Sacks/Game)
Takeaways: Antwan Gilbreath (2 INT, 58 Yards, 0.2 Takeaways/Game)

REPRESENTING THE BRONCHOS



HEAD COACH
Adam Dorrel



QUARTERBACK
Jett Huff



DEFENSIVE LINEMAN
Zacary Stilwell

NEBRASKA KEARNEY LOPERS

RON AND CAROL COPE STADIUM AT FOSTER FIELD | KEARNEY, NEBRASKA

ASSISTANT ATHLETIC DIRECTOR FOR MEDIA RELATIONS: PETER YAZVAC
308-865-8334 | YAZVACPA@UNK.EDU

QUICK FACTS

Head Coach: Ryan Held (4th Season)
Career Record (Record at School): 66-96 (14-19)
2025 Record: 6-5 (4-5 MIAA)
Starters Lost / Returning: 20 / 11
Letterwinners Lost / Returning: 30 / 42
Key Returners: Carter Klein (C), Parker Wise (LB), Isaiah Harris (RB), Dawson Fox (OL), Abram Scholting (QB), Ryker Evans (WR), Stone Wilson (RB), Kolten Tilford (S), Tyson Boganowski (S), Dylan Jordan (LB), Caden McGruder (LB/S), Marty Mormino (P)

2025 OFFENSIVE TEAM STATS

Points Per Game: 22.6 ppg
Total Offense Per Game: 325.5 ypg
Passing Yards Per Game: 168.2 ypg
Rushing Yards Per Game: 157.4 ypg
Third-Down Conversions: 44-144 (31%)
Fourth-Down Conversions: 9-25 (36%)
Red Zone Percentage: 23-31 (74%)

2025 DEFENSIVE TEAM STATS

Points Allowed Per Game: 22.0 ppg
Total Offense Allowed per Game: 343.7 ypg
Passing Yards Allowed Per Game: 221.9 ypg
Rushing Yards Per Game: 121.8 ypg
Takeaways: 25
Opponents Third-Down Conversions: 57-148 (39%)
Opponents Fourth-Down Conversions: 5-16 (31%)
Opponents Red Zone Percentage: 25-35 (71%)

2025 SPECIAL TEAMS STATS

Field Goals: 6-13 (46%)
PATs: 29-31 (94%)
Average Punt Yards Per Game: 40.6 ypg
Punt Return Yards Per Game: 5.3 ypg
Kickoff Return Yards Per Game: 18.8 ypg
Blocked Punts: 2
Blocked Field Goals: 0

2026 SCHEDULE

Aug. 27	vs. WAYNE STATE	6 PM
Sept. 3	@ CHADRON STATE	7 PM
Sept. 19	@ EMPORIA STATE	4 PM
Sept. 26	vs. WASHBURN	1 PM
Oct. 3	vs. PITTSBURG STATE	2 PM
Oct. 10	@ MISSOURI WESTERN	6 PM
Oct. 17	vs. MISSOURI SOUTHERN	1 PM
Oct. 24	vs. NORTHWEST MISSOURI	1 PM
Oct. 31	@ CENTRAL OKLAHOMA	1 PM
Nov. 7	vs. FORT HAYS STATE	1 PM
Nov. 14	@ CENTRAL MISSOURI	12 PM

TOP RETURNERS

Passing: Abram Scholting (40-for-76, 448 Yards, 1 TDs, 5 INTs, 40.7 Yards/Game)
Rushing: Isaiah Harris (89 Att., 698 Yards, 6 TDs, 139.6 Yards/Game)
Receiving: Ryker Evans (11 Recs., 110 Yards, 1 TDs, 1.0 Yards/Game)
Tackles: Parker Wise (70 Total, 37 Solo, 33 Assists, 6.4 Tackles/Game)
Tackles for Loss: Parker Wise (10.5 TFL, 45 Yards Lost, 6.4 TFL/Game)
Sacks: Parker Wise (5.0 Sacks, 35 Yards Lost, 0.45 Sacks/Game)
Takeaways: Parker Wise (1 INT, 1 FF, 36 Yards, 3.3 Takeaways/Game)

REPRESENTING THE LOPERS



HEAD COACH
Ryan Held



OFFENSIVE LINEMAN
Carter Klein



LINEBACKER
Parker Wise

WASHBURN ICHABODS

YAGER STADIUM AT MOORE BOWL | TOPEKA, KANSAS

ASSISTANT ATHLETIC DIRECTOR FOR COMMUNICATIONS: GENE CASSELL
785-670-1791 | GENE.CASSELL@WASHBURN.EDU

QUICK FACTS

Head Coach: Zach Watkins (2nd Season)
Career Record (Record at School): 3-8 (same)
2025 Record: 3-8 (2-7 MIAA)
Starters Lost / Returning: 12 / 12
Letterwinners Lost / Returning: 24 / 55
Key Returners: J.C. Heim (LB), Jakobe Harmon (OL), Logan Madden (QB), Henry Mohrmann (TE), Al-Mani Jimerson (DT)

2025 OFFENSIVE TEAM STATS

Points Per Game: 21.2 ppg
Total Offense Per Game: 277.0 ypg
Passing Yards Per Game: 201.8 ypg
Rushing Yards Per Game: 75.2 ypg
Third-Down Conversions: 52-157 (33%)
Fourth-Down Conversions: 7-17 (41%)
Red Zone Percentage: 28-33 (85%)

2025 DEFENSIVE TEAM STATS

Points Allowed Per Game: 28.8 ppg
Total Offense Allowed per Game: 445.2 ypg
Passing Yards Allowed Per Game: 210.8 ypg
Rushing Yards Per Game: 234.4 ypg
Takeaways: 26
Opponents 3rd-Down Conversions: 62-159 (39%)
Opponents 4th-Down Conversions: 12-25 (48%)
Opponents Red Zone Percentage: 37-52 (71%)

2025 SPECIAL TEAMS STATS

Field Goals: 9-14 (64%)
PATs: 26-27 (96%)
Punt Yards Per Game: 42.4 ypg
Punt Return Average Per Game: 1.8 ypg
Kickoff Return Average Per Game: 23.0 ypg
Blocked Punts: 3
Blocked Field Goals: 0

2026 SCHEDULE

Aug. 29	@ TRUMAN STATE	6 PM
Sept. 5	vs. COLORADO-MINES	12 PM
Sept. 12	@ NORTHWEST MISSOURI	1:30 PM
Sept. 19	vs. CENTRAL OKLAHOMA	12 PM
Sept. 26	@ NEBRASKA KEARNEY	1 PM
Oct. 10	vs. PITTSBURG STATE	12 PM
Oct. 17	@ CENTRAL MISSOURI	1:30 PM
Oct. 24	@ FORT HAYS STATE	1 PM
Oct. 31	vs. MISSOURI WESTERN	2 PM
Nov. 7	@ EMPORIA STATE	2 PM
Nov. 14	vs. MISSOURI SOUTHERN	12 PM

TOP RETURNERS

Passing: Logan Madden (116-for-202, 1155 Yards, 8 TDs, 4 INTs, 165.0 Yards/Game)
Rushing: Cam Robinson (78 Att., 342 Yards, 1 TDs, 31.1 Yards/Game)
Receiving: Henry Mohrman (22 Recs., 220 Yards, 5 TDs, 20.0 Yards/Game)
Tackles: JC Heim (142 Total, 71 Solo, 71 Assists, 12.9 Tackles/Game)
Tackles for Loss: JC Heim (7.0 TFL, 14 Yards Lost, 0.63 TFL/Game)
Sacks: Elijah Clarke-Body (2.5 Sacks, 11 Yards Lost, 0.25 Sacks/Game)
Takeaways: Braiden Lagafuaina (2 INT, 0.2 Takeaways/Game)

REPRESENTING THE ICHABODS



HEAD COACH
Zach Watkins



TIGHT END
Ty Weber



LINEBACKER
JC Heim

EMPORIA STATE HORNETS

WELCH STADIUM | EMPORIA, KANSAS

ASSOCIATE ATHLETIC DIRECTOR FOR MEDIA RELATIONS: DON WEAST
620-344-6190 | DWEAST@EMPORIA.EDU

QUICK FACTS

Head Coach: Garin Higgins (20th Season)
Career Record (Record at School): 169-99 (118-90)
2025 Record: 5-6 (4-5 MIAA)
Starters Lost / Returning: 9 / 13
Letterwinners Lost / Returning: 23 / 33
Key Returners: Landon Boss (LB), Malik Oatis (WR), Tyler Schultze (DB), Trevion Mitchell (OL)

2025 OFFENSIVE TEAM STATS

Points Per Game: 26.9 ppg
Total Offense Per Game: 396.0 ypg
Passing Yards Per Game: 272.2 ypg
Rushing Yards Per Game: 122.8 ypg
Third-Down Conversions: 69-174 (39.7%)
Fourth-Down Conversions: 7-24 (29.2%)
Red Zone Percentage: 30-42 (71.4%)

2025 DEFENSIVE TEAM STATS

Points Allowed Per Game: 28.7 ppg
Total Offense Allowed per Game: 386.6 ypg
Passing Yards Allowed Per Game: 201.6 ypg
Rushing Yards Per Game: 185.0 ypg
Takeaways: 18
Opponents 3rd-Down Conversions: 67-188 (35.6%)
Opponents 4th-Down Conversions: 14-27 (51.9%)
Opponents Red Zone Percentage: 31-40 (77.5%)

2025 SPECIAL TEAMS STATS

Field Goals: 9-12 (75%)
PATs: 31-38 (81.6%)
Average Punt Yards Per Game: 45.6 ypg
Punt Return Yards Per Game: 13.0 ypg
Kickoff Return Yards Per Game: 19.4 ypg
Blocked Punts: 5
Blocked Field Goals: 1

2026 SCHEDULE

Aug. 27	@ MINOT STATE	6 PM
Sept. 5	@ PITTSBURG STATE	7 PM
Sept. 12	vs. MICHIGAN TECH	1 PM
Sept. 19	vs. NEBRASKA KEARNEY	4 PM
Oct. 3	vs. MISSOURI WESTERN	1 PM
Oct. 10	@ MISSOURI SOUTHERN	2 PM
Oct. 17	vs. CENTRAL OKLAHOMA	1 PM
Oct. 24	vs. CENTRAL MISSOURI	7 PM
Oct. 31	@ NORTHWEST MISSOURI	2 PM
Nov. 7	vs. WASHBURN	1 PM
Nov. 14	@ FORT HAYS STATE	1 PM

TOP RETURNERS

Passing: Ben Harris (193-for-313, 2072 Yards, 13 TD, 9 INT, 296.0 ypg)
Rushing: Camden Crooks (82 Attempts, 302 Yards, 3 TDs, 27.5 ypg)
Receiving: Malik O'Atis (72 Receptions, 717 Yards, 7 TDs, 65.2 ypg)
Tackles: Landon Boss (100 Total, 69 Solo, 31 Assists, 9.1 Tackles/Game)
Tackles for Loss: Landon Boss (17.5 Tackles, 112 Yards Lost, 1.59 TFL/Game)
Sacks: Landon Boss (10.0 Sacks, 86 Yards Lost, 0.91 Sacks/Game)
Takeaways: Clem McCullough (2 INT, 2 FF, 29 Yards, 0.36 Takeaways/Game)

REPRESENTING THE HORNETS



HEAD COACH
Garin Higgins



WIDE RECEIVER
Malik O'Atis



LINEBACKER
Landon Boss

FORT HAYS STATE TIGERS

LEWIS FIELD STADIUM | HAYS, KANSAS

ASSISTANT ATHLETIC DIRECTOR FOR STRATEGIC COMMUNICATIONS: RYAN PRICKETT
785-628-5903 | RMPRICKETT@FHSU.EDU

QUICK FACTS

Head Coach: Chris Brown (15th Season)
Career Record (Record at School): 95-63 (Same)
2025 Record: 6-5 (5-4 MIAA)
Starters Lost / Returning: 14 / 8
Letterwinners Lost / Returning: 35 / 35
Key Returners: Gaven Haselhorst (DL), Parrish Terry (DL), Michael Polley (DB), Gavin Meyers (LB), Jaxon Kolzow (S), Matthew McBride (CB), Curtis Douglas (RB), Cade Evans (TE), Neville Brown (OL), David Sjoberg (OL)

2025 OFFENSIVE TEAM STATS

Points Per Game: 19.2 ppg
Total Offense Per Game: 309.9 ypg
Passing Yards Per Game: 148.0 ypg
Rushing Yards Per Game: 161.9 ypg
Third-Down Conversions: 52-152 (34.2%)
Fourth-Down Conversions: 3-10 (30%)
Red Zone Percentage: 28-32 (87.5%)

2025 DEFENSIVE TEAM STATS

Points Allowed Per Game: 23.9 ppg
Total Offense Allowed per Game: 384.3 ypg
Passing Yards Allowed Per Game: 218.9 ypg
Rushing Yards Per Game: 165.4 ypg
Takeaways: 19
Opponents 3rd-Down Conversions: 59-146 (40.4%)
Opponents 4th-Down Conversions: 9-21 (42.9%)
Opponents Red Zone Percentage: 29-35 (82.9%)

2025 SPECIAL TEAMS STATS

Field Goals: 16-19 (84.2%)
PATs: 21-21 (100%)
Average Punt Yards Per Game: 40.1 ypg
Punt Return Yards Per Game: 5.2 ypg
Kickoff Return Yards Per Game: 12.5 ypg
Blocked Punts: 0
Blocked Field Goals: 1

2026 SCHEDULE

Aug. 27	@ ANGELO STATE	7 PM
Sept. 3	vs. CSU-PUEBLO	7 PM
Sept. 19	vs. PITTSBURG STATE	7 PM
Sept. 26	@ MISSOURI WESTERN	7 PM
Oct. 3	vs. MISSOURI SOUTHERN	7 PM
Oct. 10	@ CENTRAL OKLAHOMA	7 PM
Oct. 17	vs. NORTHWEST MISSOURI	7 PM
Oct. 24	vs. WASHBURN	1 PM
Oct. 31	@ CENTRAL MISSOURI	1 PM
Nov. 7	@ NEBRASKA KEARNEY	1 PM
Nov. 14	vs. EMPORIA STATE	1 PM

TOP RETURNERS

Passing: Mason McMinn (3-for-5, 24 yds, 0 TD, 0 INT, 24.0 ypg)
Rushing: Curtis Douglas (83 att, 440 yds, 3 TD, 41.8 ypg)
Receiving: Keyshawn Dooley (17 rec, 193 yds, 1 TD, 21.4 ypg)
Tackles: Jaxon Kolzow (45 tackles, 28 solo, 17 ast, 5.6 TPG)
Tackles for Loss: Gaven Haselhorst (9.5 TFL, 54 yds lost, 0.9 TFL/gm)
Sacks: Gaven Haselhorst (6.0 sacks, 43 yds lost, 0.5 SPG)
Takeaways: Koa McIntyre (3 takeaways, 1 INT, 2 FR, 19 yds, 0.3 TPG)

REPRESENTING THE TIGERS



HEAD COACH
Chris Brown



DEFENSIVE LINE
Gaven Haselhorst



SAFETY
Jaxon Kolzow

MISSOURI SOUTHERN LIONS

FRED G. HUGHES STADIUM | JOPLIN, MISSOURI

ASSISTANT ATHLETIC DIRECTOR FOR ATHLETIC COMMUNICATIONS: ERIC MUELLER
417-625-9359 | MUELLER-E@MSSU.EDU

QUICK FACTS

Head Coach: Atiba Bradley (6th Season)
Career Record (Record at School): 18-38 (same)
2025 Record: 3-8 (1-8 MIAA)
Starters Lost / Returning: 17 / 5
Letterwinners Lost / Returning: 38 / 47
Key Returners: Nyjahl Vaughn (DB), Tillman Martin (QB), Peyton McKee (DB), Kason Messenger (DL), Keylan Mitchell (DL), Isaiah Padello (WR)

2025 OFFENSIVE TEAM STATS

Points Per Game: 20.6 ppg
Total Offense Per Game: 337.8 ypg
Passing Yards Per Game: 245.3 ypg
Rushing Yards Per Game: 92.5 ypg
Third-Down Conversions: 50-133 (37.6%)
Fourth-Down Conversions: 9-17 (52.9%)
Red Zone Percentage: 20-31 (65%)

2025 DEFENSIVE TEAM STATS

Points Allowed Per Game: 30.0 ppg
Total Offense Allowed per Game: 403.6 ypg
Passing Yards Allowed Per Game: 220.91 ypg
Rushing Yards Per Game: 182.7 ypg
Takeaways: 17
Opponents 3rd-Down Conversions: 71-155 (45.8%)
Opponents 4th-Down Conversions: 16-28 (57.1%)
Opponents Red Zone Percentage: 46-56 (82%)

2025 SPECIAL TEAMS STATS

Field Goals: 10-16 (62.5%)
PATs: 27-28 (96%)
Average Punt Yards Per Game: 42.0 ypg
Punt Return Yards Per Game: 6.9 ypg
Kickoff Return Yards Per Game: 17.7 ypg
Blocked Punts: 2
Blocked Field Goals: 1

2026 SCHEDULE

Aug. 29	@ MIDWESTERN STATE	TBA
Sept. 5	vs. UPPER IOWA	TBA
Sept. 19	@ NORTHWEST MISSOURI	1:30 PM
Sept. 26	vs. CENTRAL MISSOURI	TBA
Oct. 3	@ FORT HAYS STATE	7 PM
Oct. 10	vs. EMPORIA STATE	2 PM
Oct. 17	@ NEBRASKA KEARNEY	1 PM
Oct. 24	@ MISSOURI WESTERN	2 PM
Oct. 31	vs. PITTSBURG STATE	TBA
Nov. 7	vs. CENTRAL OKLAHOMA	1 PM
Nov. 14	@ WASHBURN	12 PM

TOP RETURNERS

Passing: Tillman Martin (188-for-316, 2506 Yards, 17 TD, 11 INT, 227.82 Passing Yard/Game)
Rushing: Messiah Smith (16 Attempts, 122 Net Yards, 0 TDs, 30.50 Rushing Yards/Game)
Receiving: Isaiah Padello (25 Receptions, 431 Yards, 3 TDs, 39.15 Reception Yards/Game)
Tackles: Briar McIntire (39.0, 24 Solo, 15 Assists, 3.55 Tackles/Game)
Tackles for Loss: Kason Messenger (19.0 Tackles, 5.7 Yards Lost, 0.45 TFL/Game)
Sacks: Kendall Huston (2.0 Sacks, 11 Yards Lost, 0.29 Sacks/Game)
Takeaways: Kendall Huston (1 INT, 0 Takeaway Yards, 0.14 Takeaways/Game)

REPRESENTING THE LIONS



HEAD COACH
Atiba Bradley



QUARTERBACK
Tillman Martin



DEFENSIVE BACK
Peyton Mckee

PITTSBURG STATE GORILLAS

CARNIE SMITH STADIUM | PITTSBURG, KANSAS

ASSOCIATE ATHLETIC DIRECTOR FOR COMMUNICATIONS: DAN WILKES
620-235-4147 | DWILKES@PITTSTATE.EDU

QUICK FACTS

Head Coach: Tom Anthony (3rd Season)
Career Record (Record at School): 18-6 (same)
2025 Record: 10-3 (8-1 MIAA)
Starters Lost / Returning: 14 / 8
Letterwinners Lost / Returning: 31 / 39
Key Returners: Tyler Antle (P), Blake Carr (LB), Zach Coenen (LB), Kaden Degraffenreid (OL), Greyson Holbert (WR), Bryce Johnson (LB), Quintin Kirby (S), Jaydon Knight (TE), Peko Leasiolagi (OL), Damien Long II (WR), Kiros Martin (DL), Quincy Miner (CB), Elijah Morton (DL), Luke Niggemann (TE), Osahon Ogbevoen (DL), Jasper Ogburn (S), Kuron Parchmon (WR), Austin Schmitt (K), Dylan Van (RB), Spencer Ward (S), Ely Wilcox (DL), Billy Wolfe (LB), Jake Wolff (QB), Jackson Young (LB)

2025 OFFENSIVE TEAM STATS

Points Per Game: 29.2 ppg
Total Offense Per Game: 394.6 ypg
Passing Yards Per Game: 210.5 ypg
Rushing Yards Per Game: 184.1 ypg
Third-Down Conversions: 69-183 (37.7%)
Fourth-Down Conversions: 9-20 (45%)
Red Zone Percentage: 40-53 (75.5%)

2025 DEFENSIVE TEAM STATS

Points Allowed Per Game: 20.7 ppg
Total Offense Allowed per Game: 352.1 yyg
Passing Yards Allowed Per Game: 207.5 ypg
Rushing Yards Per Game: 144.6 ypg
Takeaways: 26
Opponents 3rd-Down Conversions: 73-184 (39.7%)
Opponents 4th-Down Conversions: 6-24 (25%)
Opponents Red Zone Percentage: 34-41 (82.9%)

2025 SPECIAL TEAMS STATS

Field Goals: 19-30 (63.3%)
PATs Made-Attempted: 44-45 (97.8%)
Punt Yards Per Game: 156.4 ypg
Punt Return Avg Per Game: 13.5 ypg
Kickoff Return Avg Per Game: 64.9 ypg
Blocked Punts: 0
Blocked Field Goals: 5

2026 SCHEDULE

Aug. 27	vs. FERRIS STATE	7 PM
Sept. 5	vs. EMPORIA STATE	7 PM
Sept. 12	@ WEST ALABAMA	12 PM
Sept. 19	@ FORT HAYS STATE	7 PM
Oct. 3	@ NEBRASKA KEARNEY	2 PM
Oct. 10	@ WASHBURN	12 PM
Oct. 17	vs. MISSOURI WESTERN	2 PM
Oct. 24	vs. CENTRAL OKLAHOMA	2 PM
Oct. 31	@ MISSOURI SOUTHERN	TBA
Nov. 7	vs. CENTRAL MISSOURI	2 PM
Nov. 14	vs. NORTHWEST MISSOURI	1:30 PM

TOP RETURNERS

Passing: Jake Wolff (1-for-2, 4 Yards, 1TD, 0 INT, 1.0 Yards/Game)
Rushing: Dylan Van (39 Att., 135 Yards, 0 TDs, 13.5 Yards/Game)
Receiving: Kuron Parchmon (39 Rec., 603 Yards, 5 TDs, 50.3 Yards/Game)
Tackles: Blake Carr (79 Total, 28 Solo, 51 Assists, 6.1 Tackles/Game)
Tackles for Loss: Tae Shon McDaniels (9.0 TFLs, 24 Yards Lost, 0.7 TFL/Game)
Sacks: Kiros Martin (4.5 Scks, 37 Yards Lost, 0.3 Sacks/Game)
Takeaways: Ely Wilcox (2 Fumble, 25 Yards, 0.2 Takeaways/Game)

REPRESENTING THE GORILLAS



HEAD COACH
Tom Anthony



TIGHT END
Luke Niggemann



LINEBACKER
Zach Coenen

2026 MIAA FOOTBALL WEEK-BY-WEEK SCHEDULE:

WEEK ONE

Thursday, August 27

Augustana at Missouri Western
Fort Hays State at Angelo State
Central Missouri at Colorado-Pueblo
Emporia State at Minot State
Wayne State at Nebraska Kearney
Ferris State at Pittsburg State
Central Oklahoma at Texas Wesleyan

Saturday, Aug. 29

Northwest Missouri at Texas A&M Kingsville
Washburn at Truman State
Missouri Southern at Midwestern State

WEEK TWO

Thursday, September 3

Colorado-Pueblo at Fort Hays State
Nebraska Kearney at Chadron State
Missouri Western at Central Missouri

Saturday, September 5

Colorado School of Mines at Washburn
Upper Iowa at Missouri Southern
Emporia State at Pittsburg State

Off Week: Northwest Missouri, Central Oklahoma

WEEK THREE

Saturday, September 12

Missouri Western at Missouri S&T
Michigan Tech at Emporia State
Delta State at Central Missouri
Pittsburg State at West Alabama
Central Oklahoma at Central Arkansas
Washburn at Northwest Missouri

Off Week: Missouri Southern, Fort Hays State, Nebraska Kearney

WEEK FOUR

Saturday, September 19

Central Oklahoma at Washburn
Missouri Southern at Northwest Missouri
Pittsburg State at Fort Hays State
Nebraska Kearney at Emporia State

Off Week: Central Missouri, Missouri Western

WEEK FIVE

Saturday, September 26

Washburn at Nebraska Kearney
Northwest Missouri at Central Oklahoma
Central Missouri at Missouri Southern
Fort Hays State at Missouri Western

Off Week: Pittsburg State, Emporia State

WEEK SIX

Saturday, October 3

Pittsburg State at Nebraska Kearney
Missouri Western at Emporia State
Missouri Southern at Fort Hays State
Central Oklahoma at Central Missouri

Off Week: Northwest Missouri, Washburn

WEEK SEVEN

Saturday, October 10

Central Missouri at Northwest Missouri
Fort Hays State at Central Oklahoma
Emporia State at Missouri Southern
Nebraska Kearney at Missouri Western
Pittsburg State at Washburn

WEEK EIGHT

Saturday, October 17

Washburn at Central Missouri
Northwest Missouri at Fort Hays State
Missouri Western at Pittsburg State
Missouri Southern at Nebraska Kearney
Central Oklahoma at Emporia State

WEEK NINE

Saturday, October 24

Washburn at Fort Hays State
Northwest Missouri at Nebraska Kearney
Central Missouri at Emporia State
Missouri Southern at Missouri Western
Central Oklahoma at Pittsburg State

WEEK TEN

Saturday, October 31

Fort Hays State at Central Missouri
Emporia State at Northwest Missouri
Nebraska Kearney at Central Oklahoma
Pittsburg State at Missouri Southern
Missouri Western at Washburn

WEEK ELEVEN

Saturday, November 7

Washburn at Emporia State
Northwest Missouri at Missouri Western
Central Missouri at Pittsburg State
Central Oklahoma at Missouri Southern
Fort Hays State at Nebraska Kearney

WEEK TWELEVE

Saturday, November 14

Emporia State at Fort Hays State
Nebraska Kearney at Central Missouri
Pittsburg State at Northwest Missouri
Missouri Western at Central Oklahoma
Missouri Southern at Washburn

NCAA DIVISION II FOOTBALL CHAMPIONSHIP DATES

First Round - November 21
Second Round - November 28
Quarterfinals - December 5
Semifinals - December 12
Championship - December 19
Championship Site - McKinney, Texas

NCAA FOOTBALL

Stay up to date with MIAA Football all season long! Follow MIAA members athletic accounts and football accounts on X:

@TheMIAA
@TheMIAANetwork

@UCM_Athletics
@UCMFootballTeam

@ucoathletics
@ucobronchofb

@ESUSports
@ESUHornetsFB

@fhsuathletics
@FHSUFootball

@mososports
@MOSOFOOTBALL

@MWSUGriffons
@MWSU_Football

@UNK_Athletics
@UNK_Football

@bearcatsports
@NWBearcat_FB

@PittStGorillas
@GorillasFB

@wusports
@IchabodFTBL

VISIT THEMIAA.COM FOR LATEST MIAA NEWS & UPDATES

CONFERENCE INFORMATION

MIAA HEADQUARTERS

Hy-Vee Arena Suite 320
1800 Genessee Street
Kansas City, Mo. 64102
themiaa.com | themiaanetwork.com

MIAA SOCIALS

@TheMIAA
@TheMIAANetwork
@TheMIAANetwork
@TheMIAANation
@TheMIAA

CONFERENCE OFFICE STAFF



MIKE RACY – *COMMISSIONER*
MRACY@THEMIAA.COM



AMBER FELDMAN – *DEPUTY COMMISSIONER/SWA*
FELDMAN@THEMIAA.COM



BRENNA WINN – *ASSOCIATE COMMISSIONER/COMMUNICATIONS*
BWINN@THEMIAA.COM



TAYLOR SAVOLT - *DIRECTOR OF STUDENT-ATHLETE DEVELOPMENT AND EXTERNAL ENGAGEMENT*
TSAVOLT@THEMIAA.COM

THANK YOU, ICHABODS!