



THE CITADEL FOOTBALL

SOCON CHAMPIONS - 2016, 2015, 1992, 1961 • FCS PLAYOFFS - 2016, 2015, 1992, 1990, 1988

Football Contact: John Brush • O: 843-953-6795 • C: 270-293-0590 • Email: jbrush@citadel.edu

The Citadel Athletic Communications, McAlister Fieldhouse, 171 Moultrie Street, Charleston, S.C. 29409

THE CITADEL SCHEDULE (1-2, 1-2 SOCON)

Sept. 1	at #10/11 Wofford*	ESPN+	L, 21-28
Sept. 8	Chattanooga*	ESPN+ L, 28-29ot	
Sept. 22	at Mercer*	ESPN+	W, 38-31
Sept. 29	at #25/rv Towson	CAA TV	4 p.m.
Oct. 13	ETSU*	ESPN3	2 p.m.
Oct. 20	at VMI*	ESPN3	1:30 p.m.
Oct. 27	Furman*	ESPN+	2 p.m.
Nov. 3	at Western Carolina*	ESPN+	3:30 p.m.
Nov. 10	Samford*	ESPN+	2 p.m.
Nov. 17	at Alabama		TBA
Nov. 29	Charleston Southern	ESPN+	7 p.m.

Home games in BOLD; * - SoCon game

TOWSON SCHEDULE (2-1, 1-0 CAA)

Sept. 1	at Morgan State	W, 36-10
Sept. 8	at Wake Forest	L, 20-51
Sept. 15	at Villanova*	W, 45-35
Sept. 29	The Citadel	4 p.m.
Oct. 6	Stony Brook*	4 p.m.
Oct. 13	William & Mary*	4 p.m.
Oct. 20	at Albany*	3:30 p.m.
Oct. 27	at Delaware*	3:30 p.m.
Nov. 3	Maine*	4 p.m.
Nov. 10	at Elon*	noon
Nov. 17	James Madison*	2 p.m.

ON THE AIR

TV/ONLINE

CAA.tv

Spiro Morekas (PxP)
Gordy Combs (analyst)
Ben Rosenbaum (sideline)

RADIO

Luke Mauro (play-by-play)
Cal McCombs (analyst)
Jay Harper (sideline)

GAMEDAY AFFILIATES

Charleston

WQNT (92.1-FM/102.1-FM/1450-AM)

Columbia

WQXL (100.7-FM/1470-AM)

Greenville/Spartanburg

WLFJ (92.9-FM/660-AM)

Sumter

WDXY (105.9-FM/1240-AM)



GAME 4 -

SEPTEMBER 29 - 4 P.M.

TOWSON, MD. - JOHNNY UNITAS® STADIUM



NR/NR THE CITADEL BULLDOGS (1-2, 1-2)

Head Coach: Brent Thompson, 3rd Season (Norwich, 1998)

Record at The Citadel: 16-10 (.615) Career Record: Same

Record against Towson: 0-0



25/RV TOWSON TIGERS (2-1, 1-0)

Head Coach: Rob Ambrose, 10th Season (Towson, 1993)

Record at TU: 54-55 (.495)

Career Record: 57-62

Record against The Citadel: 0-0

MATHCUP AT A GLANCE

The Citadel _____	vs. _____	Towson
Charleston, South Carolina _____	Location _____	Towson, Maryland
1842 _____	Founded _____	1866
2,300 _____	Enrollment _____	22,499
Southern _____	Conference _____	Colonial Athletic Association
Johnson Hagood _____	Stadium _____	Johnny Unitas®
Mike Capaccio _____	Athletics Director _____	Tim Leonard
1905 _____	First Year of Football _____	1969
503-557-32 _____	All-Time Record _____	272-249-4
Brent Thompson _____	Head Coach _____	Rob Ambrose
16-10 _____	Record at School _____	54-55
16-10 _____	Career Record _____	57-62
5-6 _____	2017 Record _____	5-6

INSIDE THE NUMBERS

567 - The Bulldogs will travel 567 miles to face Towson. It is the longest trip of the season and the longest since traveling 2,027 miles to face Arizona on Sept. 11, 2010.

139 - Senior running back Grant Drakeford ran for a career-high 139 yards on just nine carries in the win over Mercer. The 15.4 yard average was bolstered by a 61 yard run in the fourth quarter to help set up a touchdown. He also caught a pair of passes for 59 yards.

94 - Rod Johnson returned the kickoff 94 yards in the final minute against Mercer to give the Bulldogs the win. It is tied for the third longest kickoff return to school history.

77 - The 77-yard completion from Jordan Black to Raleigh Webb is the 10th longest pass play in program history. It is the longest pass play since Bart Blanchard and Andre Roberts hooked up on a 78-yard scoring strike against Webber International in 2008.

34:07 - The Bulldogs rank seventh in the FCS in time of possession. They have won the TOP battle in all three games this season and have three scoring drives that took longer than 6:30.

ON THIS DATE...

In 2007, quarterback Duran Lawson threw for 221 yards and ran for 108 yards and a touchdown in a 41-16 road victory at Chattanooga. Running back Tory Cooper rushed for 86 and four touchdowns as the Bulldogs jumped out to a 21-7 lead at the half. Andrew Rowell led the defense with 11 tackles and a forced fumble.

MEDIA INFORMATION

Sunday - 23	Monday - 24	Tuesday - 25	Wednesday - 26	Thursday - 27	Friday - 28	Saturday - 29
Practice 5:30 p.m.	Off Day	Practice 4:30 p.m. Brent Thompson Press Conference 1:30 p.m.	Practice 4:30 p.m. Brent Thompson Radio Show 7 p.m. Marina Variety Store	Practice TBA Depart for Roanoke Rapids TBA	Depart for Towson 10 a.m. No availability	@ Towson 4 p.m. Players and Coaches available after game

TEAM INFORMATION

Offense _____ Triple Option
 Defense _____ Multiple
 2017 Overall Record _____ 5-6
 2017 Conference Record _____ 3-5
 2017 Conference Finish _____ t-6th SoCon
 Offensive Starters Returning/Lost _____ 9/2
 Defensive Starters Returning/Lost _____ 5/7
 First Year of Football _____ 1905 (109th season)
 All-Time Record _____ 502-555-32 (.476)
 Southern Conference Championships _____ 2016, 2015, 1992, 1961
 Bowl Record _____ 1-0
 _____ 1960 Tangerine Bowl, 27-0 vs. Tennessee Tech
 FCS Playoffs Record _____ 2-5
 _____ (0-1 in 1988, 0-1 in 1990, 1-1 in 1992, 1-1 in 2015, 0-1 in 2016)

STADIUM INFORMATION

Stadium _____ Johnson Hagood Stadium (11,332)
 Surface _____ Natural grass
 Opened _____ Oct. 16, 1948 (70th season)
 All-Time Record _____ 228-146-3 (.609)

COACHING STAFF

Head Coach _____ Brent Thompson (Norwich, 1998)
 Record at The Citadel _____ 15-8 (.652)
 Overall Record _____ Same

Offensive Coord./QBs/B-Backs _____ Lou Conte (Springfield, 2004)
 Defensive Coord./LBs _____ Blake Harrell (Western Carolina, 2002)
 Special Teams Coord./Recruiting _____ J.P. Gunter (Lenoir-Rhyne, 2007)
 Offensive Line _____ Ron Boyd (West Virginia Wesleyan, 1992)
 Offensive Tackles _____ Charles Hopkins (Georgia Southern, 2006)
 Cornerbacks _____ Orlando Mitjans, Jr. (Northeastern, 1992)
 Wide Receivers _____ Brian Rucker (Western Carolina, 2004)
 Safeties/Defensive Pass Game Coord. _____ Joel Taylor (S.C. State, 2004)
 Defensive Line/Academic Coord. _____ John Ward (Springfield, 2010)
 Outside Linebackers _____ Scott Yielding (The Citadel, 1993)
 Quality Control _____ Will Hornsby (offense)
 _____ Bobby Ruff (defense)
 _____ Will Christopher (defense)
 _____ Kolton Korn (special teams/assistant to recruiting coordinator)
 Video Coordinator _____ Floris Mendonca
 Director of Personnel _____ Kate Yeager
 Asst AD/Strength & Conditioning _____ Donnell Boucher (Worcester St., 2005)
 Asst AD/Sports Medicine _____ Andy Clawson (Henderson St., 1969)

DAILY MEDIA AVAILABILITY

Tuesday Press Conference

Head coach Brent Thompson is available to the media on Tuesdays at 1:30 p.m. on the 4th floor club level of Johnson Hagood Stadium. Two cadet-athletes will also be available following Coach Thompson. The press conferences will be streamed live and available for replay on CitadelSports.com.

The Brent Thompson Radio Show

Head Coach Brent Thompson joins “Voice of the Bulldogs” Luke Mauro for The Brent Thompson Radio Show each Wednesday from 7-8 p.m. at the Marina Variety Store. The show airs on ESPN Radio - 94.7 FM & 910 AM in Charleston.

The Citadel Cadet-Athlete Media Opportunities

All requests for cadet-athlete interviews must be submitted via email to Assistant Athletic Director for Athletic Communications John Brush (jbrush@citadel.edu) at least 24 hours in advance of the requested interview. The best time for interviews is after practice Tuesdays or Thursdays but other times can be arranged.

Note: Player or coach interviews must not conflict with classes, meetings, training room treatments or other team obligations.

ATHLETIC COMMUNICATIONS

McAlister Fieldhouse
 171 Moultrie Street
 Charleston, S.C., 29409



John Brush
 Assistant AD
 (football contact)



Milledge Austin
 Associate Director



Hannah Allison
 Assistant Director



Parker King
 Graphic Designer

GENERAL NOTES

STATS FCS Top 25 Poll (Sept. 24)

Team (1st-place votes)	Record	Prev Rank
1. North Dakota State (152)	3-0	1
2. James Madison (3)	3-1	2
3. South Dakota State	2-0	3
4. Kennesaw State	3-1	5
5. Eastern Washington	3-1	6
6. Weber State	3-1	7
7. Wofford	2-1	8
8. Jacksonville State	2-1	10
9. Illinois State	3-0	16
10. McNeese	3-1	9
11. Elon	2-1	12
12. North Carolina A&T	3-1	4
13. Villanova	3-1	15
13. Central Arkansas	2-1	14
15. Nicholls	2-2	18
16. Maine	2-1	13
17. Montana	3-1	19
18. Stony Brook	3-1	20
19. UC Davis	3-1	21
20. Chattanooga	4-0	NR
21. Sam Houston State	1-2	11
22. Rhode Island	2-1	23
23. Northern Iowa	1-2	25
24. Colgate	3-0	NR
25. Towson	2-1	NR

Scouting Towson

The Tigers enter the weekend with a 2-1 record and a 1-0 record in the Colonial Athletic Association.

Towson defeated then-No. 10 Villanova, 45-35, on Sept. 15. The Tigers had a bye last week.

Saturday's game will be the home opener for Towson after they opened the season with three-straight games on the road.

The Tigers are averaging 446.3 yards of offense per game, with 303.3 yards coming through the air.

The offense is led by an elite quarterback in Tom Flacco. The younger brother of Joe has thrown for 910 yards and eight touchdowns in three games.

The top target has been Shane Leatherbury with 18 catches for 294 yards and three scores. Senior Sam Gallahan has added 15 catches for 182 yards.

The ground game is led by Shane Simpson who has rushed for 139 yards and a touchdown on 34 carries. Simpson is also tied for the team lead with three receiving touchdowns.

The Tiger defense is allowing 413.0 yards per game with 168.0 yards coming on the ground and 245.0 through the air.

Keon Paye is the top tackle with 24 stops, while Diondre Wallace has made 23 tackles. Paye and Wallace each have an interception on the season.

Towson Quick Facts

Location _____ Towson, Maryland
 Enrollment _____ 22,499
 Nickname _____ Tigers
 Colors _____ Black and Gold
 Conference _____ Colonial Athletic Association
 President _____ Dr. Kim E. Schatzel
 Athletics Director _____ Tim Leonard

Head Coach _____ Rob Ambrose
 Record at School _____ 54-55 (10th season)
 Career Record _____ 57-62 (11th season)

2017 Record _____ 5-6
 Conference Record (Finish) _____ 3-5 (t-7th)
 Starters Returning _____ 17
 Starters Lost _____ 8

SID _____ Dave Vatz
 Email _____ dvatz@towson.edu
 Office _____ 410-704-3102
 Web _____ towson.tigers.com

The Citadel's Opening Drives

Opp	1st	2nd
Wofford	Downs	Punt
Chattanooga	Punt	TD
Mercer	Punt	FG
Towson		
ETSU		
VMI		
Furman		
Western Carolina		
Samford		
Alabama		
Charleston Southern		

2018 BULLDOG SCHEDULE & RESULTS

DATE	OPPONENT	TV	RESULT	SERIES	NOTES
Sept. 1	@ Wofford*	ESPN+	L, 21-28	CIT leads 42-29-1	Dawkins intercepts two passes, returns one for TD
Sept. 8	Chattanooga*	ESPN+	L, 28-29ot	CHAT leads 31-19-2	Black rushes for 2 and throws for another in OT loss
Sept. 22	@ Mercer*	ESPN+	W, 38-31	CIT leads 10-5-1	Johnson's 94yd kickoff return wins game in final minute
Sept. 29	@ Towson	CAA.tv	4 p.m.	First meeting	Game is first of home-and-home
Oct. 13	ETSU*	ESPN3	2 p.m.	ETSU leads 15-11	Webb catches, runs for TD in 4th in 31-25 win
Oct. 20	@ VMI*	ESPN3	1:30 p.m.	CIT leads 41-30-2	Dogs lay claim to Silver Shako for 11-straight years
Oct. 27	Furman*	ESPN+	2 p.m.	FUR leads 59-34-3	The Citadel looks to avenge last year's loss
Nov. 3	@ Western Carolina*	ESPN+	3:30 p.m.	CIT leads 24-17-1	Red-zone turnovers hurt Bulldogs in loss
Nov. 10	Samford*	ESPN+	2 p.m.	CIT leads 6-5	Bulldogs can't overcome slow start
Nov. 17	@ Alabama	--	TBA	First meeting	Bulldogs meet defending champ again
Nov. 29	Charleston Southern	ESPN+	7 p.m.	Series tied 5-5	Bulldogs have lost four-straight in series

* - Denotes SoCon game • All times are eastern

GENERAL NOTES

FCS Coaches Poll (Sept. 24)

Team (1st-place votes)	Record	Prev Rank
1. North Dakota State (26)	3-0	1
2. James Madison	3-1	2
3. South Dakota State	2-0	3
4. Kennesaw State	3-1	5
5. Eastern Washington	3-1	T-6
6. Wofford	2-1	T-6
7. Weber State	3-1	8
8. Jacksonville State	2-1	9
9. Elon	2-1	12
10. Illinois State	3-0	15
11. McNeese	3-1	10
12. Central Arkansas	2-1	13
13. North Carolina A&T	3-1	4
14. Villanova	3-1	14
15. Nicholls	2-2	18
16. Maine	2-1	16
17. Stony Brook	3-1	19
18. Montana	3-1	20
19. Sam Houston State	1-2	11
20. Rhode Island	2-1	23
21. Northern Iowa	1-2	22
22. UC Davis	3-1	25
23. Colgate	3-0	24
24. Chattanooga	4-0	NR
25. Princeton	2-0	NR

The Game

The Bulldogs play their first nonconference game of the season as they hit the road to face Towson on Sept. 29. Kickoff is set for 4 p.m. at Johnny Unitas® Stadium.

Radio Coverage

All games this season can be heard live on 92.1-FM/102.1-FM/1450-AM in the Charleston. The new voice of the Bulldogs, Luke Mauro, will be joined by Cal McCombs in the booth and Jay Harper on the sideline.

CAA.tv

Saturday's game can be seen on CAA.tv. The game will be free to view online.

Saturday Weather

The forecast is calling for sunny skies with temperatures in the mid-70s.

vs. Towson

The Bulldogs and Tigers will be meeting for the first time on the gridiron. The game is the first of a home-and-home between the two schools. They will meet in Charleston in the 2019 season opener.

The Citadel-Towson Ties

Although the teams have not met previously, there are ties between the two schools. Bulldog assistant Orlando Mitjans, Jr. spent five seasons at Towson, including serving as the defensive coordinator in 2004. TU inside linebackers coach Collin Bauer spent one season at The Citadel.

Johnson Earns SoCon Honor

After returning the kickoff for a touchdown against Mercer, Rod Johnson was named the Southern Conference Special Teams Player of the Week. He is the first Bulldog to win the honor since Cody Black on Oct. 17, 2016.

2-MINUTE DRILL

- ▶ The Bulldogs play their first nonconference game of the season as they travel to face Towson on Sept. 29. Kickoff is set for 4 p.m. at Johnny Unitas® Stadium.
- ▶ The contest will mark the first time the two schools will meet on the gridiron.
- ▶ The Bulldogs will travel 567 miles to play the game. It is the longest trip since traveling 2,027 to face Arizona on Sept. 11, 2010.
- ▶ Assistant coach Orland Mitjans, Jr. spent five seasons at Towson, serving as the defensive coordinator in 2004.
- ▶ Rod Johnson returned a kickoff 94 yards for a touchdown with 57 seconds to play to win the game against Mercer. It was the first kickoff return for a touchdown since 2002 and ties for the third longest return in school history.
- ▶ Johnson was named the Southern Conference Specialist of the Week after his kickoff won the game against Mercer.
- ▶ Grant Drakeford ran for a career-high 139 yards and a touchdown on just nine carries against Mercer. He added two catches for 59 yards.
- ▶ Quarterback Jordan Black ran for a touchdown and threw for another for the second-straight game. He rushed 17 times for 61 yards, while going 5-for-10 for 167 yards.
- ▶ His 77-yard touchdown pass to Raleigh Webb tied for the 10th longest pass play in program history.
- ▶ The Bulldogs entered the game against Mercer without a sack on the season. They more than made up for it with six sacks in the victory. Noah Dawkins led the way with 1.5 sacks.
- ▶ Khafari Buffalo registered his first career interception early in the fourth quarter. The Bulldogs now have an interception in all four games this season.
- ▶ The Bulldogs are not afraid to go for it on fourth down. Through three games, The Citadel has gone for it on fourth down 15 times. They have converted 11 of the attempts.

RED-ZONE SCORING

Opponent	Times In RZ	Times Scored	Total Pts	TDs	Rush TDs	Pass TDs	FGs Made	-----Failed to score inside RZ-----					Game
								FGA	Downs	Int	Fumb	Half	
Wofford	3	2	14	2	2	0	0	0	1	0	0	0	0
Chattanooga	3	2	14	2	2	0	0	1	0	0	0	0	0
Mercer	3	3	17	2	2	0	1	0	0	0	0	0	0
Towson													
ETSU													
VMI													
Furman													
Western Carolina													
Samford													
Alabama													
Charleston Southern													
Totals	9	7	45	6	6	0	1	1	1	0	0	0	0
	7-of-9 (77.8%)												

GENERAL NOTES

THE CITADEL SCORING DRIVES

Opponent	Qt.	Plays	Yards	TOP	How Scored
Wofford	2	3	21	0:51	Ward 9yd run
Wofford	3	7	29	4:55	Johnson 1yd run
Chattanooga	2	12	66	5:36	Black 3yd run
Chattanooga	2	6	81	1:39	Drakeford 25yd pass from Black
Chattanooga	3	17	78	8:13	Ward 1yd run
Chattanooga	OT	5	25	0:00	Black 5yd run
Mercer	1	14	75	6:49	Black 25yd run
Mercer	2	4	96	1:15	Webb 77yd pass from Black
Mercer	3	19	66	9:52	Godek 27yd field goal
Mercer	4	10	57	4:38	Drakeford 4yd run
Mercer	4	7	92	3:13	Johnson 5yd run

OPPONENT SCORING DRIVES

Opponent	Qt.	Plays	Yards	TOP	How Scored
Wofford	1	2	70	0:19	Lovelace 70yd run
Wofford	1	4	74	1:52	McAfee 62yd run
Wofford	2	8	80	4:05	McAfee 2yd run
Wofford	4	14	82	7:27	Morgan 1yd run
Chattanooga	1	3	80	0:59	Nunnely 76yd pass from Tiani
Chattanooga	1	6	77	3:20	Price 16yd run
Chattanooga	2	6	57	3:11	Nunnely 20yd pass from Tiani
Chattanooga	OT	3	25	0:00	Price 4yd run
Mercer	1	12	80	5:35	Mitchell 4yd run
Mercer	2	11	64	4:28	Fisher 26yd field goal
Mercer	2	4	41	1:11	Houzah 22yd pass from Riddle
Mercer	3	9	75	3:47	Cannon 15yd pass from Riddle
Mercer	4	7	75	3:36	Durden 8yd pass from Riddle

Johnson House Call

Rod Johnson returned a kickoff 94 yards for a touchdown in the final minute against Mercer. It was the first kickoff return for a touchdown since Scooter Johnson took a kick back 91 yards against VMI on Nov. 16, 2002.

94-Yard Return

Rod Johnson's 94-yard kickoff return is tied for the third longest return in program history. It is only bested by a 100-yard return from Bud Pough against Appalachian State in 2002, Danny Miller's 95-yard return against Wofford in 1979 and Carlos Frank's 94-yard return against Georgia Southern in 1996.

32 Rushing Yards

The Citadel defense held Mercer to just 32 yards rushing on 29 attempts. That is the fewest yards allowed since surrendering 26 yards on 22 carries against ETSU last season.

Ball Control

The Bulldogs used a ball control mentality in the second half to mount the comeback against Mercer. The Citadel put together a 19-play, 9:52 drive to get a field goal in the third quarter. Overall, the Bulldogs held the ball for 18:03 in the second half in outscoring Mercer 24-14.

Quick Strike

As much as the Bulldogs controlled the ball against Mercer, they were also able to strike quickly. They needed on 1:15 to go 96 yards for a touchdown late in the first half, and only 3:13 on a 92-yard drive in the fourth quarter.

Throwing the Deep Ball

Quarterback Jordan Black completed the longest pass of his career when he connected with Raleigh Webb on a 77-yard touchdown with 15 seconds left in the first half at Mercer. The passing play tied for the 10th longest in program history.

Drakeford Goes for 139

Senior Grant Drakeford had his first 100-yard rushing performance against Mercer when he ran for 139 yards and a touchdown on just nine carries. He also added two catches for 59 yards.

Three Straight to Start Season

The change in the schedule means the Bulldogs opened the season with three-straight conference games. That has not happened since the Bulldogs opened the 1926 season with three-straight Southern Intercollegiate Athletic Association games.

GENERAL NOTES

Athlon Sports Power Poll (Sept. 24)

Team	Record	Prev Rank
1. North Dakota State	3-0	1
2. James Madison	3-1	2
3. South Dakota State	2-0	3
4. Eastern Washington	3-1	6
5. Kennesaw State	3-1	4
6. Wofford	2-1	7
7. Villanova	3-1	10
8. Illinois State	3-0	16
9. Elon	2-1	11
10. Jacksonville State	2-1	12
11. UC Davis	3-1	NR
12. Maine	2-1	NR
13. Weber State	3-1	NR
14. Montana	3-1	NR
15. McNeese State	3-1	NR
16. North Carolina A&T	3-1	NR
17. Nicholls State	2-2	NR
18. Chattanooga	4-0	NR
19. Central Arkansas	2-1	NR
20. Stony Brook	3-1	NR
21. Rhode Island	2-1	NR
22. Northern Iowa	1-2	NR
23. Montana State	3-1	NR
24. South Dakota	1-2	NR
25. Towson	2-1	NR

Hurricane Florence

Hurricane Florence has shifted the Bulldogs schedule for the season. The storm forced the postponement of the game against Charleston Southern. The game will now be played Nov. 29 at 7 p.m. at Johnson Hagood Stadium.

Hurricane Season

For the third-straight season, the second home game of the season was shifted due to a hurricane. The Bulldogs games against North Greenville in 2015 and Presbyterian in 2016 were shifted to the opponents home field.

On This Date

The Bulldogs have played 13 times prior on Sept. 29 and own a record of 7-6 The Citadel has two of its last three games on this date.

Year	Opponent	Result
1923	Fort Bragg	W, 31-0
1934	Newberry	W, 13-7
1950	at Miami	L, 0-21
1951	at South Carolina	L, 7-26
1956	Davidson	W, 34-7
1962	Presbyterian	W, 28-8
1973	William & Mary	L, 12-24
1979	Appalachian State	W, 24-23
1984	ETSU	L, 6-16
1990	at Appalachian State	L, 9-27
2001	South Carolina State	W, 31-8
2007	at Chattanooga	W, 41-16
2012	Chattanooga	L, 10-28

Overtime Games

The Bulldogs played their 17th overtime game in program history against Chattanooga. The Citadel is 9-8 in overtime games and the loss put an end to a five-game winning streak.

Date	Opponent	Result
11/16/96	at VMI	L, 27-34ot2
10/11/97	at ETSU	W, 23-20ot
11/06/99	at Chattanooga	L, 27-30ot
11/03/01	at Chattanooga	W, 20-17ot2
10/15/05	Furman	L, 31-39ot3
09/09/06	Charleston Southern	L, 35-38ot2
10/21/06	Western Carolina	W, 30-27ot
10/13/07	Furman	W, 54-51ot
11/01/08	Georgia Southern	L, 41-44ot3
10/03/09	Appalachian State	L, 27-30ot
09/14/11	at Elon	L, 15-18ot
10/05/13	Appalachian State	W, 31-28ot
10/11/14	Charlotte	W, 63-56ot3
11/08/14	Furman	W, 42-35ot
10/22/16	at Wofford	W, 24-21ot
11/05/16	Samford	W, 37-34ot
09/08/18	Chattanooga	L, 28-29ot

Black Finds End Zone 3 Times

Quarterback Jordan Black rushed for two touchdowns and threw for another in the home opener against Chattanooga. It marked the second time in his career that he has thrown for and rushed for a touchdown in the same game. He also ran for one and threw another in the victory over Newberry in 2017.

Harris Leads Ground Attack

Freshman Clay Harris led the balanced rushing attack against Chattanooga. In just his second career game, Harris carried the ball 15 times for 70 yards. He had four carries for 14 yards in the season opener.

Dawkins Named SoCon Defensive Player of the Week

Senior Noah Dawkins became the first Bulldog to earn Southern Conference Defensive Player of the Week honors since the 2016 season with his performance against Wofford. Dawkins picked off a pair of passes and returned one for a touchdown in season opener.

100-Yard Rusher in Season Opener

The 124-yard performance from Lorenzo Ward marked the fifth-straight year the Bulldogs had a 100-yard rusher in the season opener.

Year	Running Back	Opponent	Yards
2018	Lorenzo Ward	Wofford	124
2017	Cam Jackson	Newberry	110
2016	Tyler Renew	Mercer	146
2015	Evan McField	Davidson	132
	Isiaha Smith	Davidson	109
2014	Tyler Renew	Coastal Carolina	137
	Jake Stenson	Coastal Carolina	120

Dawkins With Two INTs

Linebacker Noah Dawkins picked off a pair of passes and returned one 47 yards for a touchdown at Wofford. His first interception set up the Bulldogs first touchdown, while his second came on the opening possession of the second half to pull The Citadel within seven points. Dawkins is the first linebacker with two interceptions in a game since Quinlan Washington against VMI in 2015.

Pair of True Freshman Start on D

A pair of true freshman got the start on defense in the season opener. Destin Mack got the nod at Bandit, while Chris Beverly started at safety. Mack finished with four tackles, while Beverly was credited with a pair of stops.

Ward Goes Over Century Mark

B-Back Lorenzo Ward recorded the first 100-yard rushing game of his career as he ran for 124 yards and a touchdown on 22 carries. He scored the first touchdown of the season with a nine-yard run. He closed out the first half with a 43-yard run on a draw play.

Campbell Shows Off the Leg

Freshman Matthew Campbell showed off his leg in his first collegiate game as he averaged 44.6 yards on eight punts. He kicked a long of 53 yards and had two punts downed inside the 20.

Fourth Down Conversions

The Bulldogs converted four fourth downs in the season opener against Wofford. They converted a pair of fourth downs on the final drive of the game as they got inside the 10-yard line as time expired.

Opening in Conference Play

The Citadel opened the season with a Southern Conference game on the road for the second time in the last three seasons. The Bulldogs also opened the 2016 season with a conference game, a 24-23 victory at Mercer.

Two-Straight Conference Games to Start

Just like in 2016, the Bulldogs will open the season with two-straight Southern Conference games. The Citadel opened that season with a win at Mercer (24-23) and a 19-14 victory over Furman in the home opener.

Thompson in Season Openers

Head Coach Brent Thompson is 2-0 in season openers. He began his tenure with a 24-23 victory over Mercer before starting the 2017 season with a 31-14 victory over Newberry.

GENERAL NOTES

2018 HONORS

Matthew Campbell

- Southern Pigskin Speical Teams Player of the Week (9/2)

Tyler Davis

- Preseason First-Team All-SoCon
- Preseason STATS Second-Team All-America
- Preseason HERO Sports Second-Team All-America

Noah Dawkins

- SoCon Defensive Player of the Week (9/3)
- Southern Pigskin Defensive Player of the Week (9/2)
- Preseason Second-Team All-SoCon

Rod Johnson

- SoCon Special Teams Player of the Week (9/24)
- STATS Honorable Mention Special Teams Player of the Week (9/24)
- Southern Pigskin Special Teams Player of the Week (9/23)

Drew McEntyre

- Preseason Second-Team All-SoCon

Aron Spann, III

- Preseason First-Team All-SoCon
- Preseason HERO Sports Third-Team All-America

Jalon Williams

- Preseason Second-Team All-SoCon

Close Games

The Bulldogs and Terriers have played some close games as of late as four of the last seven contests have been decided by four points or loss.

Black Takes Over at QB

After serving as the backup the past two seasons, Jordan Black takes over as the starting quarterback in 2018. Black rushed for 303 yards and two touchdowns, while also throwing for 584 yards and six scores.

Offensive Line Returns Intact

After a season of many new and young faces on the offensive line, the Bulldogs return all five starters who combined to start all 11 games last season. The line includes center Tyler Davis, guards Jonathan Cole and Jon Barrett Lewis, and tackles Prince Howard-Whitaker and Drew McEntyre.

The C Returns to the Helmet

After a one-year absence, the Citadel C will return to the helmets in 2018.

Rainey Moves Back to QB

After spending most of the 2017 season at B-Back, Brandon Rainey will return to quarterback this season. Rainey will serve as the backup to Jordan Black and will see action in select situations during the season.

Playing the Defending Champs

For the third time in the last five years, the Bulldogs will take on the defending FBS national champions. The Citadel also faced Clemson in 2017 and Florida State in 2014.

Battling for Charleston

The rivalry between The Citadel and Charleston Southern will be renewed this season. The game is the first of a four-game series with all four games being played at Johnson Hagood Stadium.

New Numbers

Several members of the Bulldog football team will take the field in a new number this season.

Player	Old #	New #
Phil Davis	32	4
Khafari Buffalo	9	7
Lorenzo Ward	37	8
Willie Eubanks III	50	9
Phil Barrett	25	11
Cole Owens	14	13
Dante Smith	35	18
Jay Howard	15	20
Sean-Thomas Faulkner	45	25
Attorney Gallman	56	89

Graduate Transfers

The Citadel football program added four graduate transfers on the defensive side of the ball for the 2018 season. The list includes one defensive lineman, one linebacker and two defensive backs.

Player	Pos.	Previous School
Cliff Barrett, II	DB	Lenoir-Rhyne
Shawn McCord	DL	Saint Francis (PA)
Ronald Peterkin	DB	Georgia State
Isaac Stewart	LB	Louisville

Spann Named Captain

Senior defensive back Aron Spann, III was chosen as the military and team captain for the Bulldogs.

Preseason All-America

Seniors Tyler Davis and Aron Spann, III were recognized as Preseason All-America selections. Davis was selected as a Preseason Second-Team All-American by STATS and Hero Sports. Spann was a third-team selection by Hero Sports.

Preseason All-Conference

The Bulldogs had five players preseason recognition by the Southern Conference. Offensive lineman Tyler Davis and defensive back Aron Spann, III earned first-team accolades. Offensive lineman Drew McEntyre, defensive lineman Jalon Williams and linebacker Noah Dawkins wee selected to the second team.

Brent Thompson Radio Show

The Brent Thompson radio show will take place every Wednesday, starting Sept. 5, at the Marina Variety Store in Charleston. The show will begin at 7 p.m.

Up Next

The Bulldogs will have their bye week before returning to action Oct. 13 as they host ETSU. Kickoff is set for 2 p.m. at Johnson Hagood Stadium.

HEAD COACH BRENT THOMPSON



BRENT THOMPSON

3rd Season | Record: 15-8

Brent Thompson enters his third season as the The Citadel's head football coach in 2018 and has compiled a 15-8 record overall and an 11-5 mark in SoCon play. His 15 wins are the most by a Citadel coach through two seasons and his .652 winning percentage is the highest in Citadel history.

Thompson was named The Citadel's 25th head football coach on January 19, 2016, and during his two seasons, the Citadel extended a program-record 26 consecutive weeks ranked in the FCS Top 25 and has been ranked in the Top 10 in each of the last two seasons, reaching No. 4 in 2016 and climbing as high as No. 8 nationally during the 2017 season. Thompson has built the Bulldogs into one of the top rushing offenses in all of college football. With one of the youngest offenses in the country, The Citadel finished No. 2 nationally at 294.6 yards rushing per game in 2017. The Bulldogs rushed for over 400 yards in back-to-back wins over Chattanooga and VMI in October. The '17 Bulldogs also featured a defense that led the SoCon in total defense and rushing defense, and was among the league leaders in scoring defense until the season's final week. Eight Bulldogs earned All-SoCon honors during the 2017 season, including first team honorees, center Tyler Davis and safeties Kailik Williams, and Aron Spann III. Davis would be named All-American by College Sports Madness after playing all but four snaps at center for the Bulldogs.

In his first season, Thompson led the Bulldogs to unprecedented heights while authoring one of the best seasons in Southern Conference history.

Thompson's first season in charge featured a program-record 10-game winning streak, a single-season school-record six road victories, only the seventh 8-0 conference record in 84 years of SoCon football, a second consecutive conference championship, a No. 6 national seed in the FCS Playoffs and the first home playoff game in 24 years. He was named Southern Conference Coach of the Year for the 10-2 campaign that resulted in the first time in program history with back-to-back

playoff appearances. Thompson shattered The Citadel's record for wins by a first-year head coach of six that had stood for 100 years and was the second coach in conference history to win eight SoCon games in his first season while becoming the only first-year head coach to lead the Bulldogs to the FCS Playoffs.

Thompson produced three All-Americans, two Academic All-Americans, the Southern Conference Defensive Player of the Year, the Southern Conference Jacobs Blocking Award winner and 11 All-Southern Conference Performers in 2016. In addition, The Citadel claimed eight SoCon player of the week accolades, one SoCon Student-Athlete of the Week and one conference player of the month.

The Bulldogs ranked first in FCS with an average of 348.2 rushing yards per game, the second-highest single-season total at The Citadel, marking only the third time in school history, and the first time since 1994, the Bulldogs led FCS in rushing. The Citadel also ranked first in FCS with a nation-low 3.3 tackles for loss allowed per game and finished the season ranked first in the Southern Conference in 11 total team categories while ranking in the top-10 in FCS in 12 different team categories.

Thompson's approach to developing a complete team was on display in his first season in charge. The Bulldogs ranked seventh in FCS in pass defense, led by SoCon interception champion Dee Delaney, and eighth in the country in total defense, improving by more than 50 yards from the previous season to allow only 302.7 yards per game. The Bulldogs also ranked first in the Southern Conference with only 30 touchdowns allowed in 12 games, an average of 2.5 per game. Special teams played a crucial role in The Citadel's success with a dangerous return game, led by SoCon punt return champion DeAndre Schoultz, clutch kicking and one of the best coverage units in the conference.

Thompson served as the Bulldogs' offensive coordinator and quarterbacks/B-Backs coach for his first two seasons in Charleston. In four seasons calling plays, his physical rushing

THE BRENT THOMPSON FILE

FAMILY

- Wife - Tiffany
- Children - Harper & Emma

EDUCATION

- Norwich - 1998

PLAYING HISTORY

- Norwich - 1996-97

COACHING HONORS

- 2016 SoCon Coach of the Year
- Most Wins by a first year head coach in SoCon history.

Year	School	Position	W-L
1999	Dickinson	GA	--
2000	Dickinson	GA	--
2001	Northeastern	WR	--
2002	Northeastern	WR	--
2003	Bucknell	WR	--
2004	Bucknell	QB	--
2005	Bucknell	QB	--
2006	Bucknell	QB	--
2007	Bucknell	QB	--
2008	Bucknell	OL	--
2009	Bucknell	OC	--
2010	Lenoir-Rhyne	OC	--
2011	Lenoir-Rhyne	OC	--
2012	Lenoir-Rhyne	OC	--
2013	Lenoir-Rhyne	OC	--
2014	The Citadel	OC	--
2015	The Citadel	OC	--
2016	The Citadel	HC	10-2 (8-0)
2017	The Citadel	HC	5-6 (3-5)
2018	The Citadel	HC	1-2 (1-2)
			16-10 (12-7 SoCon)

THOMPSON BY OPPONENT

Opponent	Record
Chattanooga	2-1
Clemson	0-1
ETSU	2-0
Furman	1-1
Gardner-Webb	1-0
Mercer	2-1
Newberry	1-0
North Carolina	0-1
North Greenville	1-0
Presbyterian	1-0
Samford	1-1
VMI	2-0
Western Carolina	1-1
Wofford	1-3
TOTALS	16-10
vs. FCS Opponents	13-6
vs. FBS Opponents	0-2
vs. Non-D1	2-0

HEAD COACH BRENT THOMPSON

attack has produced 41 individual 100-yard rushing games, including a single-season program-record 14 in 2015, and has ranked first or second in FCS in rushing yards per game each year. In addition, The Citadel tied a single-season school record with five games of at least 400 rushing yards in 2016.

In 2015, The Citadel earned a co-Southern Conference championship behind a then-school-record-tying six SoCon wins and finished 9-4 overall after advancing to the second round of the NCAA FCS Playoffs for only the second time in school history. The Bulldogs, who finished the season with a conference-best +117 scoring margin that included a +100 margin in SoCon play, earned the program's first road playoff win with a 41-38 victory at Coastal Carolina in the first round of the playoffs.

In The Citadel's 23-22 win at South Carolina, B-Back Tyler Renew piled up a career-high 174 rushing yards, the most allowed at home by South Carolina since 2006 when Doak Walker Award winner and Heisman Trophy finalist Darren McFadden rushed for 219 yards. Renew's total was higher than five teams' rushing totals against the Gamecocks in 2015. The next week, at Coastal Carolina, the Bulldogs broke a school record with four 100-yard rushers and piled up 524 rushing yards, the most in an NCAA Playoff game since 2012 and the second-highest single-game rushing total in FCS in 2015 behind The Citadel's 535 yards in the season opener.

Renew and offensive lineman Sam Frye were named All-Americans, and Frye and fellow offensive lineman Kyle Weaver earned All-Southern Conference honors. In addition, offensive lineman Tyler Davis and B-Back Evan McField earned spots on the All-Southern Conference Freshman Team.

As a team, the Bulldogs broke school records for all-purpose yards, total offense and rushing yards. The Citadel led the Southern Conference, and ranked second in FCS, with an average of 346.9 rushing yards per game, an average of 17.21 yards per completion and allowing 0.62 sacks per game. The Bulldogs also led the SoCon with 5.70 yards per rush and 41 rushing touchdowns.

Quarterback Dominique Allen led the Southern Conference and tied for 17th in FCS, second among quarterbacks, with 13 rushing touchdowns. Allen also ranked third in the SoCon in points responsibility with 104, fifth with 953 rushing yards, seventh with an average of 140.3 yards of total offense per game and eighth with an average of 6.0 points scored per game.

In his first year at The Citadel, Thompson was instrumental in the development of Aaron Miller as the senior ranked second in the Southern Conference with 1,080 rushing yards, the highest total by a Bulldog since 1998, and finished the regular season 31st in the nation and second among quarterbacks. The B-back combination of Renew and Isiaha Smith rushed for 1,352 yards and 10 touchdowns.

Thompson came to Charleston after coordinating the offense at Lenoir-Rhyne from 2010-13. Operating out of the triple option offense, Thompson's attack was tops in rushing in Division II in 2013, averaging 370.9 yards per game, and set the NCAA record for all divisions in rushing yards in a season with 5,563 while advancing to the Division II National Championship Game and a 13-2 overall record.

In 2012 Lenoir-Rhyne compiled 4,515 yards on the ground and finished second in the nation in rushing at 376.2 per game. The Bears also had their highest output of total offense in a season (430.6 ypg) since 1994 and averaged 35.2 points per game.

In 2011 Thompson guided Lenoir-Rhyne to nearly 400 yards of offense per game (397.0 ypg) while the squad averaged 33.6 points per outing. The Bears also ranked third in the nation in rushing (287.1 ypg), and quarterback Major Herron was named to the all-league first team. In his first season at L-R, Thompson headed up a Bear attack in 2010 that averaged more than 400 yards of total offense for the first time in 18 years and led Division II in rushing at 319.5 yards per game.

Thompson went to Lenoir-Rhyne after serving as an assistant coach at Bucknell for seven seasons. In 2009, Thompson served as the Bison's offensive coordinator in addition to his duties as recruiting coordinator and offensive line coach. Thompson started his tenure at the Lewisburg, Pa., school as the wide receivers coach in 2003. As quarterbacks and fullbacks coach in 2004, Thompson mentored quarterback Daris Wilson to first-team All-Patriot League honors.

Prior to Bucknell, Thompson coached the 2001 and 2002 seasons at Northeastern where he oversaw the running backs and was the team's video coordinator. In 2002, Thompson helped lead the Huskies to the Atlantic 10 championship. Thompson coached All-American L.J. McKanas, who broke the school's career rushing record and was second in the nation in that category in 2001.

Thompson, a 1998 graduate of Norwich with a degree in peace, war and diplomacy, was a two-year letterman as a defensive back on the football squad. He began his coaching career at Dickinson in the fall of 1998 as a graduate assistant and worked with the outside linebackers before serving as the wide receivers coach at Stony Brook in 2000.

A native of Poughkeepsie, New York, Thompson is married to the former Tiffany Lebengood. The couple has four-year old twin daughters, Harper and Emma.



HEAD COACH BRENT THOMPSON

THE CITADEL UNDER BRENT THOMPSON

In September	7-3	When allowing 0-13 points	3-0	When gaining 400-499 rush yards	6-0
In October	7-2	When allowing 14-20 points	7-2	When gaining 500+ rush yards	2-0
In November	2-4	When allowing 21-29 points	3-3	With less than 100 passing yards	11-6
In December	0-1	When allowing 30+ points	2-5	With 100-199 passing yards	4-3
In SoCon home games	5-4	When scoring first	8-2	With 200-299 passing yards	0-1
In SoCon road games	7-3	When leading after 1st quarter	7-2	When out-gaining opponents	14-4
In non-conference home games	1-1	When tied after 1st quarter	7-0	When allowing less than 300 yards	10-1
In non-conference road games	3-2	When trailing after 1st quarter	2-7	When allowing 300-399 yards	6-5
vs. ranked FCS opponents at home	2-3	When leading at halftime	11-2	When allowing 400-499 yards	0-2
vs. ranked FCS opponents on road	0-3	When tied at halftime	0-0	When allowing 500+ yards	0-2
vs. FBS opponents	0-2	When trailing at halftime	5-8	When allowing less than 100 rush yards	11-1
In home day games	4-2	When leading after 3rd quarter	12-1	When allowing 100-199 rush yards	1-4
In home night games	2-3	When tied after 3rd quarter	0-3	When allowing 200-299 rush yards	3-4
In road day games	7-4	When trailing after 3rd quarter	4-6	When allowing 300+ rush yards	0-1
In road night games	3-1	In overtime	2-1	When allowing less than 100 pass yards	2-2
In games decided by 10 points or less	10-4	When gaining less than 300 yards	2-3	When allowing 100-199 pass yards	8-2
In games decided by 3 points or less	3-1	When gaining 300-399 yards	3-6	When allowing 200-299 pass yards	3-2
When scoring 0-13 points	0-3	When gaining 400-499 yards	7-1	When allowing 300+ pass yards	2-2
When scoring 14-20 points	3-3	When gaining 500+ yards	4-0	When scoring non-offense TD	4-1
When scoring 21-29 points	4-3	When gaining less than 100 rush yards	0-0	When allowing non-offense TD	0-2
When scoring 30+ points	9-1	When gaining 100-199 rush yards	2-3	When committing 3+ turnovers	0-1
		When gaining 200-299 rush yards	2-5	When forcing 3+ turnovers	5-1
		When gaining 300-399 rush yards	4-2	When leading time of possession	13-5

THE CITADEL GAME HIGHS UNDER THOMPSON

MOST POINTS SCORED

Team	Pts	Year
Presbyterian	48	2017
ETSU	45	2016
Mercer	38	2018

FEWEST POINTS ALLOWED

VMI	3	2017
Presbyterian	7	2017
ETSU	10	2016

*SIX Tied at 14

MOST RUSHING YARDS

Team	Yds	Season
North Greenville	559	2016
Western Carolina	513	2016
Samford	463	2016

MOST PASSING YARDS

Mercer	180	2017
Mercer	167	2018
Samford	152	2017

MOST TOTAL YARDS

Opponent	Yds	Season
Western Carolina	602	2016
North Greenville	599	2016
Samford	542	2016

FEWEST TOTAL YARDS ALLOWED

Western Carolina	121	2016
ETSU	208	2017
Presbyterian	229	2017
Wofford (RS)	240	2016

MOST FIRST DOWNS

Opponent	1st	Season
North Greenville	33	2016
Western Carolina	30	2016
Presbyterian	29	2017

TIME OF POSSESSION

Opponent	Time	Season
Western Carolina	43:20	2016
North Carolina	42:25	2016
Presbyterian	40:21	2017

GAMEDAY COACHES LOCATIONS

On the Field:

Brent Thompson _____ Head Coach
 Blake Harrell _____ Defensive Coordinator/Linebackers
 Ron Boyd _____ Offensive Line
 J.P. Gunter _____ Special Teams Coordinator
 Orlando Mitjans, Jr. _____ Cornerbacks
 John Ward _____ Defensive Line
 Colton Korn _____ Special Teams Quality Control

Pressbox:

Lou Conte _____ Offensive Coordinator/QBs/B-Backs
 Brian Rucker _____ Wide Receivers
 Joel Taylor _____ Defensive Pass Game Coordinator/Safeties
 Scott Yielding _____ Outside Linebackers
 Charlie Hopkins _____ Offensive Tackles/Tight Ends
 Will Christopher _____ Defensive Quality Control
 Will Hornsby _____ Offensive Quality Control
 Bobby Ruff _____ Defensive Quality Control

GENERAL NOTES

2018 GAME BY GAME STARTERS

OFFENSE

	WR	LT	LG	C	RG	RT	WR	A-BACK	A-BACK	B-BACK	QB
WOF	Webb	Howard-Whitaker	Lewis	Haas	Davis	McEntyre	Gallman	Johnson	Drakeford	Ward	Black
CHATT	Webb	Howard-Whitaker	Lewis	Haas	Davis	McEntyre	Nixon	Johnson	Drakeford	Ward	Black
MER	Webb	Howard-Whitaker	Lewis	Haas	Davis	McEntyre	Nixon	Johnson	Drakeford	Ward	Black
TOW											
ETSU											
VMI											
FUR											
WCU											
SAM											
ALA											
CSU											

DEFENSE

	DE	DT	NG	KAT	RLB	KLB	BANDIT	CB	ROVER	FS	CB
WOF	Brawley	Allen	Randolph	Hubbs	Davis	Eubanks	Mack	Buffalo	Spann	Beverly	Barrett
CHATT	Brawley	Allen	Randolph	Hubbs	Dawkins	Eubanks	Mack	Buffalo	Spann	Beverly	Barrett
MER	Brawley	Allen	Randolph	Faulkner	Dawkins	Eubanks	Mack	Buffalo	Spann	Beverly	Barrett
TOW											
ETSU											
VMI											
FUR											
WCU											
SAM											
ALA											
CSU											

STARTS CHART

OFFENSE		'18	'17	'16	'15	TOT	CONS.	DEFENSE		'18	'17	'16	'15	TOT	CONS.
53	Tyler Davis, OL, Jr.	3	11	12	0	26	26	38	Noah Dawkins, LB, Jr.	3	10	11	9	33	4
10	Jordan Black, QB, RSo.	3	0	3	--	6	3	68	Ken Allen, DL, Jr.	3	11	12	--	26	26
2	Rod Johnson, RB, Jr.	3	7	2	--	12	3	24	Aron Spann III, DB, Jr.	3	11	1	--	15	14
63	Drew McEntyre, OL, Jr.	3	11	4	--	18	14	96	Jalon Williams, DE, So.	--	9	--	--	9	--
22	Raleigh Webb, WR, So.	3	11	--	--	14	14	9	Khafari Buffalo, DB, So.	3	3	0	--	6	5
62	Jonthan Cole, OG, So.	--	11	--	--	12	12	4	Phil Davis, LB, So.	--	1	0	--	1	--
67	Prince Howard-Whitaker, OT, So.	3	11	--	--	14	14	55	Russell Hubbs, LB, Jr.	2	2	0	--	4	--
52	J.B. Lewis, OG, So.	3	11	--	--	14	14	92	Aaron Brawley, DL, So.	3	--	--	--	3	3
16	Brandon Rainey, QB, So.	--	11	--	--	11	--	98	Joseph Randolph II, DL, Jr.	3	--	--	--	3	3
80	Josh LeBlanc, WR, Jr.	--	9	--	--	9	--	9	Willie Eubanks II, LB, So.	3	--	--	--	3	3
29	Grant Drakeford, A-Back, Sr.	3	4	1	0	8	7	37	Destin Mack, LB, Fr.	3	--	--	--	3	3
54	Haden Haas, OL, RFr.	3	--	--	--	3	3	17	Chris Beverly, DB, Fr.	3	--	--	--	3	3
8	Lorenzo Ward, B-Back, Jr.	3	--	--	--	3	3	11	Phil Barrett, DB, So.	3	--	--	--	3	3
								25	S-T Faulkner, DB, Fr.						

MISCELLANEOUS STATS

OPP.	CAPTAINS	TOSS	CHOICE	1ST PLAY	1ST POSS.	2H POSS.	JERSEYS	PANTS
WOF	Allen, Black, Davis, Spann	Loss	Receive	Ward rush	Turnover on Downs	Punt	White	White
CHATT	Black, Hubbs, Johnson, Spann	Loss	Kick	Pass to Webb	Punt	TD	Citadel Blue	White
MER	Allen, Black, Davis, Drakeford	Loss	Receive	Pass to Drakeford	Punt	FG	White	White
TOW								
ETSU								
VMI								
FUR								
WCU								
SAM								
ALA								
CSU								

GENERAL NOTES

RECORDING THE CITADEL IN 2018

The Citadel's Record in...

September _____	1-2
October _____	0-0
November _____	0-0

The Citadel's Conference Record...

At home _____	0-1
On the road _____	1-1

The Citadel's Non-Conference Record

At home _____	0-0
On the road _____	0-0

The Citadel's vs. Ranked Opponents...

At home _____	0-0
On the road _____	0-1

The Citadel's Record in Games...

Decided by 1-3 points _____	0-1
4-7 points _____	1-1
8-10 points _____	0-0
11-19 points _____	0-0
20-29 points _____	0-0
30+ points _____	0-0

The Citadel's Record When Scoring...

10 or fewer points _____	0-0
11-19 points _____	0-0
20-29 points _____	0-2
30+ points _____	1-0

The Citadel's Record When Allowing...

10 or fewer points _____	0-0
11-19 points _____	0-0
20-29 points _____	0-2
30+ points _____	1-0

The Citadel's Record in Games...

During the day _____	1-0
At night _____	0-2
Scoring first _____	0-0
Opponent scores first _____	1-2
Leading after 1st quarter _____	0-0
Trailing after 1st quarter _____	0-1
Tied after 1st quarter _____	1-0
Leading at halftime _____	0-0
Trailing at halftime _____	1-1
Tied at Half _____	0-0
Leading after 3rd quarter _____	0-0
Trailing after 3rd quarter _____	1-0
Tied after 3rd quarter _____	0-2
In overtime _____	0-1

The Citadel's record with...

100-yard rusher _____	1-1
100-yard receiver _____	0-0
Less than 300-yards total offense _____	0-1
300-399 yards total offense _____	0-1
400-499 yards total offense _____	1-0
500+ yards total offense _____	0-0
Committing fewer turnovers _____	1-1
Committing more turnovers _____	0-1
Turnovers are equal _____	0-0

The Citadel's Rushing Totals...

Under 200 yards rushing _____	0-0
200-299 yards rushing _____	0-2
300-399 yards rushing _____	1-0
Rushing for over 400 yards _____	0-0

TALE OF THE TAPE



The Citadel

Towson

29.0 _____	Points _____	33.7
365.0 _____	Total Offense _____	446.3
271.7 _____	Rushing Yards _____	143.0
61.3 _____	Rushing Attempts/Game _____	40.3
4.4 _____	Yards Per Carry _____	3.5
93.3 _____	Passing Yardage _____	303.3
10.3 _____	Passing Attempts/Game _____	39.0
23.3 _____	Yards Per Pass Completion _____	11.4
29.3 _____	Points Allowed _____	32.0
399.0 _____	Total Defense _____	413.0
159.0 _____	Rushing Yards Allowed _____	168.0
4.8 _____	Yards Per Carry Allowed _____	4.3
240.0 _____	Passing Yards Allowed _____	245.0
16.0 _____	Yards Per Completion Allowed _____	12.9
+3 _____	Turnover Margin _____	+2

Leaders

Leaders

Black (280) _____	Passing Yards _____	Flacco (910)
Black (2) _____	Passing TDs _____	Flacco (8)
Drakeford (220) _____	Rushing Yards _____	Simpson (139)
Black (3) _____	Rushing TDs _____	3 players (1)
Drakeford (5) _____	Receptions _____	Leatherbury (18)
Drakeford/Webb (1) _____	Receiving TDs _____	Leatherbury/Simpson (3)
Drakeford (127) _____	Receiving Yards _____	Leatherbury (294)
Eubanks III (17) _____	Tackles _____	Paye (24)
Dawkins (1.5) _____	Sacks _____	4 players (1.0)
Dawkins (2) _____	Interceptions _____	3 players (1)



THE LAST TIME...

PASSING**30 Pass Attempts**

CIT: 38 by Tommy Edwards at Georgia Southern (2009)

Opp.: 37 by Robert Riddle, Mercer (2018)

40 Pass Attempts

CIT: 48 by Bart Blanchard vs. Georgia Southern (2008)

Opp.: 46 by Devlin Hodges, Samford (2016)

20 Completions

CIT: 23 by Tommy Edwards at Georgia Southern (2009)

Opp.: 25 by Robert Riddle, Mercer (2018)

200 Passing Yards

CIT: 223 by Jordan Black at Furman (2017)

Opp.: 204 by PJ Blazejowski at Furman (2017)

300 Passing Yards

CIT: 358 by Bart Blanchard vs. Georgia Southern (2008)

Opp.: 347 by Robert Riddle, Mercer (2018)

400 Passing Yards

CIT: 428 by Kip Allen vs. Wofford (1985)

Opp.: 415 by Alex Ross, Coastal Carolina (2015)

Three Touchdown Passes

CIT: 3 by Jordan Black vs. Presbyterian (2017)

Opp.: 3 by Robert Riddle, Mercer (2018)

Four Touchdown Passes

CIT: 6 by Bart Blanchard vs. Presbyterian (2009)

Opp.: 4 by Matt Johnson, Charlotte (2014)

RUSHING**25 Rushing Attempts**

CIT: 45 by Tyler Renew vs. Samford (2016)

Opp.: 32 by Jerick McKinnon, Georgia Southern (2013)

35 Rushing Attempts

CIT: 45 by Tyler Renew vs. Samford (2016)

Opp.: 35 by Jerick McKinnon, Georgia Southern (2010)

100 Rushing Yards

CIT: 126 by Grant Drakeford vs Mercer (2018)

Opp.: 197 by Detrez Newsome vs WCU (2017)

200 Rushing Yards

CIT: 285 by Tyler Renew vs. Samford (2016)

Opp.: 291 by Armanti Edwards, Appalachian State (2007)

Three Rushing Touchdowns

CIT: 3 by Tyler Renew vs. Samford (2016)

Opp.: 3 by Nic Grigsby, Arizona (2010)

FCS Opp.: 3 by Mike Holloway, Charleston Southern (2015)

Four Rushing Touchdowns

CIT: 5 by Ben Dupree at Old Dominion (2013)

Opp.: 4 by PJ Hill, Wisconsin (2007)

FCS Opp.: 4 by Chaz Williams, Georgia Southern (2004)

Two 100-Yard Rushers in Same Game

CIT: T. Renew (285) and Cam Jackson (100) vs. Samford (2016)

Opp.: Mike Holloway (172) and Darius Hammond (129), Charleston Southern (2015)

Three 100-Yard Rushers in Same Game

CIT: Dominique Allen (174), Tyler Renew (129), Cam Jackson (113) and Vinny Miller (100) at Coastal Carolina, 2015

Opp.: Brothel Cole (137), Steve Bishop (101), Mike Glenn (100), Furman (1980)

Four 100-Yard Rushers in Same Game

CIT: Dominique Allen (174), Tyler Renew (129), Cam Jackson (113) and Vinny Miller (100) at Coastal Carolina, 2015

Two Players with Three Rushing Touchdowns in Same Game

CIT: Erick Little (3) and Everette Sands (3) vs. Lees-McRae (1993)

RECEIVING**10 Receptions**

CIT: 10 by Andre Roberts at Chattanooga (2009)

Opp.: 13 by Karel Hamilton, Samford (2016)

100 Receiving Yards

CIT: 123 by Matt Thomas at Appalachian State (2012)

Opp.: 118 by Kelvin McKnight, Samford (2016)

Three Touchdown Receptions

CIT: 4 by Andre Roberts vs. Presbyterian (2009)

Opp.: 3 by Austin Duke, Charlotte (2014)

SPECIAL TEAMS**Three Field Goals Made**

CIT: 3 by Cody Clark vs. Samford (2016)

Opp.: 3 by Cole Fisher, Mercer (2016)

Four Field Goals Made

CIT: 5 by Eric Goins vs. VMI (2015)

DEFENSE**20 Tackles**

CIT: 23 by Rod Harland vs. Wofford (2011)

Opp.: 20 by Allan Cratsenberg, VMI (2016)

Three Sacks

CIT: 3.0 by Mitchell Jeter at Samford (2015)

Opp.: 3.0 by Patrick Hatcher, Samford (2008)

Two Interceptions

CIT: 2 by Noah Dawkins, Wofford (2018)

Opp.: 2 by Laron Scott, Georgia Southern (2010)

Interception Returned for Touchdown

CIT: Noah Dawkins (47 yards) at Wofford (2018)

Opp.: Devin Watson (64 yards), Wofford (2016, FCS Playoffs)

Two Interceptions Returned for Touchdowns in Same Game

CIT: Cortez Allen (7 yards) and Demetrius Jackson (52 yards) vs. Chowan (2010)

Four Interceptions

CIT: vs. VMI - Q. Washington (2), Malik Diggs, Tevin Floyd (2015)

Fumble Returned for Touchdown

CIT: Jonathan King (54 yards) at VMI (2016)

Opp.: Quandon Christian (22 yards), Clemson (2013)

Safety Scored

CIT: Cam Jackson/Team blocked punt vs WCU (2017)

Opp.: Wofford tackled Ben Dupree in end zone (2011)

Blocked Punt

CIT: Keyonte Sessions vs. Chattanooga (2018)

Opp.: Armani Helligar, Wofford (2016)

Blocked Punt Returned for Touchdown

CIT: Carson Smith (8 yards) at Appalachian State (2012)

Opp.: Marcus Pendergrass (2 yards), Chattanooga (2002)

Punt Returned for Touchdown

CIT: DeAndre Schoultz (81 yards) at Gardner-Webb (2016)

Opp.: Darius Hammond (74 yards), Charleston Southern (2014)

Two Punt Returns for Touchdowns in Same Game

CIT: Carlos Frank (53 and 80 yards) vs. Newberry (1997)

Kickoff Returned for Touchdown

CIT: Rod Johnson (94 yards) vs. Mercer (2018)

Opp.: Tim Maypray (99 yards), VMI (2007)

Blocked Field Goal

CIT: Jonathan King at Wofford (2016)

Opp.: By VMI (2017)

Blocked Field Goal Returned for Touchdown

CIT: Demetrius Jackson (74 yards) vs. Chowan (2010)

Opp.: J.D. Dothard (64 yards), Chattanooga (2008)

Blocked PAT

CIT: Kevin Graham at VMI (2016)

Opp.: Jon Strozyk, VMI (2016)

Defensive Extra Point Scored

CIT: Never

Opponent: Robert Mason, VMI (2003)

MISC**Earned Shutout**

Citadel: vs. Davidson, 69-0

Opponent: at Wofford, 0-35

Beat FBS Team

Citadel: at South Carolina, 2015

NUMERICAL ROSTER

No.	Player	Pos.	Ht.	Wt.	Cl.	Hometown / Previous School
2	Rod Johnson	A-Back	5-11	198	Jr.	Ninety-Six, S.C. / Ninety-Six
3	Joshua Bowers	DB	5-10	172	Fr.	New Port Richey, Fla. / East Lake
4	Phil Davis	LB	6-1	225	Jr.	Marietta, Ga. / Hillgrove
5	Clay Harris	B-Back	6-0	203	Fr.	Atlanta, Ga. / Norcross
6	Lane Botkin	DB	6-0	195	RFr.	Columbia, S.C. / A.C. Flora
7	Khafari Buffalo	DB	6-2	189	Jr.	Sumter, S.C. / Lakewood
8	Lorenzo Ward	B-Back	5-10	211	Jr.	Columbia, S.C. / Dreher
9	Willie Eubanks III	LB	6-2	215	So.	Augusta, Ga. / Laney
10	Jordan Black	QB	6-1	200	Jr.	Vidalia, Ga. / Vidalia
11	Phil Barrett	DB	6-0	160	So.	Columbia, S.C. / Irmo
12	Ryan McCarthy	QB	6-3	200	RFr.	Cumming, Ga. / Pinecrest Academy
13	Cole Owens	WR	5-11	175	RFr.	Irmo, S.C. / Chapin
15	Jalen Smith	QB	6-0	205	Fr.	Columbia, S.C. / Ridgeview
16	Brandon Rainey	QB	6-0	185	So.	Acworth, Ga. / Allatoona
17	Chris Beverly	DB	5-10	181	Fr.	Tallahassee, Fla. / Wakulla
18	Dante Smith	A-Back	5-10	180	RFr.	North Charleston, S.C. / Porter-Gaud
19	Javonte Middleton	QB	6-0	180	Fr.	Savannah, Ga. / H.V. Jenkins
19	Brian Murdaugh	QB	6-0	213	So.	Walterboro, S.C. / Colleton Prep
20	Jay Howard	DB	6-1	180	RFr.	Lewisburg, Tenn. / Marshall County
21	Curt Nixon	WR	6-0	184	Jr.	Folkston, Ga. / Charlton County
22	Raleigh Webb	WR	6-2	195	RSo.	Acworth, Ga. / Allatoona
23	Keefe White	A-Back	5-11	190	Fr.	Montgomery, Ala. / Montgomery Academy
24	Aron Spann III	DB	6-2	212	Sr.	Spartanburg, S.C. / Dorman
25	Sean-Thomas Faulkner	LB	5-11	180	RFr.	Easley, S.C. / Easley
26	Keyonte Sessions	A-Back	5-8	190	So.	Myrtle Beach, S.C. / Myrtle Beach
27	Jaylan Adams	DB	5-10	165	Fr.	Johnson City, Tenn. / Science Hill
28	Nkem Njoku	A-Back	5-10	195	Fr.	Hampton, Ga. / St. Pius X Catholic
29	Grant Drakeford	A-Back	5-10	187	Sr.	Atlanta, Ga. / Riverwood / Georgia State
30	Cliff Barrett II	DB	6-0	190	Gr.	Columbia, S.C. / Irmo / Lenoir-Rhyne
31	Von Ramsey	LB	5-11	190	Fr.	Hodges, S.C. / Greenwood
32	Emeka Nwanze	B-Back	6-0	215	Fr.	John's Creek, Ga. / Centennial
33	Ronald Peterkin	DB	6-0	185	Gr.	Stone Mountain, Ga. / Stephenson / Georgia State
34	Sam Llewellyn	B-Back	5-11	199	Fr.	Fort Lauderdale, Fla. / St. Thomas Aquinas
35	Brian Horn	LB	6-1	195	Fr.	Columbia, S.C. / Westwood
36	Joe Douglas	LB	6-2	200	Fr.	Augusta, Ga. / Aquinas
37	Destin Mack	LB	6-0	190	Fr.	Macon, Ga. / Tattnell Square
38	Noah Dawkins	LB	6-1	225	Sr.	Lyman, S.C. / Byrnes
39	Ryland Ayers	DB	5-9	173	Fr.	Camden, S.C. / Camden
39	Dexter Freeman	A-Back	5-10	187	RFr.	Charleston, S.C. / West Ashley
40	Jordan Williams	LB	6-2	202	Sr.	Columbia, S.C. / Spring Valley
41	Kyler Estes	LB	6-2	220	Fr.	Tallahassee, Fla. / North Florida Christian
42	Brandon Berry	B-Back	5-11	227	So.	Crawfordville, Fla. / Wakulla
43	Hoss Smith	B-Back	5-11	195	So.	Oakland, Neb. / Oakland Craig
44	Jordan Thomas	TE	6-1	223	Jr.	Fairburn, Ga. / Our Lady of Mercy
45	Marvin Marshall	DB	5-11	170	So.	Columbia, S.C. / Ridgeview
46	Isaac Stewart	LB	6-2	247	Gr.	Charlotte, N.C. / Butler / Louisville
48	Gunner Covey	DL	6-2	242	RSo.	Pickens, S.C. / Pickens
49	Marquise Blount	DL	6-3	223	Fr.	Charlotte, N.C. / Vance
50	Caleb Deveaux	LB	6-1	213	Fr.	Waxhaw, N.C. / Marvin Ridge
52	Jon Barrett Lewis	OL	6-2	295	So.	Lenoir, N.C. / Hibriten
53	Tyler Davis	OL	6-1	279	Sr.	Murrells Inlet, S.C. / Waccamaw
54	Haden Haas	OL	6-3	295	RFr.	Cuero, Texas / Cuero
55	Russell Hubbs	LB	6-1	226	Sr.	Rock Hill, S.C. / Northwestern
56	Ronald Prince	OL	6-2	280	Fr.	Valhalla, N.Y. / Archbishop Stepinac
57	Blake Harrison	OL	6-2	270	So.	Atlanta, Ga. / St. Pius X Catholic
58	Denzel Wright	OL	6-1	240	So.	Lawrenceville, Ga. / Grayson
59	Kevin Wilson	OL	6-4	260	So.	Harker Hieghts, Texas / Harker Heights
60	Adam Wawrzynski	DL	6-0	228	Jr.	New Castle, Pa. / Neshannock
61	Mark Weakland	OL	6-2	265	RSo.	State College, Pa. / State College
62	Jonathan Cole	OL	6-1	295	So.	Fuquay-Varina, N.C. / Fuquay-Varina
63	Drew McEntyre	OL	6-3	285	Jr.	Calhoun, Ga. / Calhoun
64	Harry Easler	OL	6-2	285	Jr.	Kingstree, S.C. / Williamsburg Academy
65	Johnathan Toole	OL	6-1	287	Fr.	Spring, Texas / Klein Collins
66	William Jay Smith	DL	6-1	270	Fr.	Charleston, S.C. / West Ashley
67	Prince Howard-Whitaker	OL	6-3	250	So.	Columbia, S.C. / Spring Valley
68	Ken Allen	DL	6-1	282	Sr.	Elberton, Ga. / Elbert County
69	Tyrell Earl	OL	6-3	295	Fr.	Larwenceville, Ga. / Central Gwinnett
70	Mason Kinsey	DL	6-2	228	Fr.	Arlington, Texas / Mansfield Legacy

NUMERICAL ROSTER

71	Charley Conley	OL	5-11	273	So.	Parkersburg, W.Va. / Parkersburg
72	Dalton Owens	DL	6-2	302	So.	Monroe, Ga. / Prince Avenue Christian
73	Patrick Ivey	OL	6-2	270	So.	Augusta, Ga. / Aquinas
74	Nick Hudgens	OL	6-0	250	So.	Columbia, S.C. / A.C. Flora
75	Tanner Lawson	OL	6-2	300	RFr.	Anderson, SC / T.L. Hanna
76	Donnie Brechtel, III	OL	5-11	250	So.	Niceville, Fla. / Niceville
77	Palmer Story	DL	6-0	225	Fr.	Six Mile, S.C. / D.W. Daniel
78	Thomas Crawford	OL	6-3	230	So.	Louisville, Ky. / Trinity
79	Noah Mills	DL	6-3	235	Fr.	Charleston, S.C. / Hanahan
80	Josh LeBlanc	WR	6-3	200	Jr.	Houston, Texas / Westfield
81	Dijon Profit	WR	6-1	190	RSo.	Goose Creek, S.C. / Goose Creek
82	Rashad Riley	WR	6-1	210	RSo.	St. Matthews, S.C. / Calhoun County
83	Cardan Williams	WR	6-0	175	So.	Chester, S.C. / Chester
84	Liam Reid	WR	6-5	210	So.	Irmo, S.C. / Dutch Fork
85	Patrick Keefe	LS	5-11	190	Sr.	Fort Walton Beach, Fla. / Choctawhatchee
86	Jacob Godek	K	6-0	155	Jr.	Longwood, Fla. / Lake Brantley
87	Cameron Roberts	WR	6-1	175	RFr.	North Charleston, SC / Northwood Aca.
88	Shawn McCord	DL	6-2	255	Gr.	Aberdeen, N.J. / Red Bank Catholic / Saint Francis (PA)
89	Attorney Gallman	TE	6-1	255	Jr.	Hiram, Ga. / Hiram
90	Matthew Campbell	P	6-1	227	Fr.	Dacula, Ga. / Mill Creek
91	Bradley Carter	DL	6-2	235	Sr.	Blythewood, S.C. / Westwood
92	Aaron Brawley	DL	6-2	215	So.	Loganville, Ga. / Grayson
93	Gage Russell	P	5-11	160	So.	Florence, S.C. / West Florence
94	Elijah Lowe	DL	6-4	228	Sr.	Easley, S.C. / Easley
95	Blake Oliveira	DL	6-3	255	So.	Maryville, Tenn. / Maryville
96	Jalon Williams	DL	6-2	273	RJr.	Columbia, S.C. / Spring Valley
97	JaBauri Garner	DL	6-2	290	RFr.	Florence, Ala. / Florence
98	Joseph Randolph II	DL	6-3	255	Jr.	Jefferson, Ga. / Jefferson
99	Christian Weyrich	DL	6-0	230	RFr.	Pittsburgh, Pa. / Seton Lasalle
	Damian Crowson	WR	6-0	155	Fr.	Tallahassee, Fla. / MacIay
	Stephon Eugene	A-Back	5-9	195	So.	Seabrook, S.C. / Whale Branch
	Cody Green	LB	5-9	200	Fr.	Knoxville, Tenn. / Hardin Valley Academy
	Darique Hampton	QB	5-10	162	Fr.	Goose Creek, S.C. / Goose Creek
	Daniel Haydel	DB	5-9	165	So.	Sumter, S.C. / Sumter
	Carter Moody	WR	5-9	180	Fr.	Oklahoma City, Okla. / Bishop McGuinness
	Joshua Roides	K	5-7	146	So.	Caledonia, N.Y. / Caledonia-Mumford
	Nic Trocha	DB	6-0	185	Jr.	Greenville, S.C. / St. Joseph's Catholic School
	Eric Vettel	LB	5-10	200	So.	Charleston, S.C. / Bishop England
	Kevin Williams	WR	5-8	155	Fr.	Simpsonville, S.C. / Christ School
	Jeffrey Wood	TE	5-11	225	Fr.	Atlanta, Ga. / North Atlanta

Head Coach:

Brent Thompson (Norwich, 1998), 3rd season

Assistant Coaches:

Lou Conte (Offensive Coordinator / QBs / B-Backs)

Blake Harrell (Defensive Coordinator / LBs)

J.P. Gunter (Special Teams / Recruiting Coordinator)

Ron Boyd (Offensive Line)

Charles Hopkins (Offensive Tackles / TEs)

Orland Mitjans, Jr. (Cornerbacks)

Brian Rucker (Wide Receivers)

Joel Taylor (Defensive Passing Game Coordinator / Safeties)

John Ward (Defensive Line / Academic Coordinator)

Will Hornsby (Offensive Quality Control)

Bobby Ruff (Defensive Quality Control)

Will Christopher (Defensive Quality Control)

Kolton Korn (Special Teams Quality Control / Recruiting Quality Control)

Andy Clawson (Assistant AD / Sports Medicine)

Donnell Boucher (Assistant AD / Strength and Conditioning)

Floris Mendonca (Video Coordinator)

Kate Yeager (Director of Personnel)

PRONUNCIATION GUIDE

Marquise Blount	_____	Mar-KEESE Blunt
Donnie Brechtel	_____	Breck-tool
Khafari Buffalo	_____	Kuh-far-E
Caleb Deveaux	_____	Duh-VO
Willie Eubanks	_____	YOU-banks
Jacob Godek	_____	Go-deck
Haden Haas	_____	Haws
Josh LeBlanc	_____	La-blonk
Sam Llewellyn	_____	Lew-EL-in
Javonte Middleton	_____	Juh-von-TAY
Brian Murdaugh	_____	Murr-daw
Nkem Njoku	_____	Nuh-kem N-Joe-coo
Emeka Nwanze	_____	Uh-Mee-Kay N-wan-zay
Keyonte Sessions	_____	Key-on-TAY
Raleigh Webb	_____	Rawl-E
Adam Wawrzynski	_____	war-ZIN-skee
Christian Weyrich	_____	WHY-rich
Jalon Williams	_____	JAY-lin

TWO DEEP

OFFENSE

WR	22	Raleigh Webb	6-2	195	So.
	13	Cole Owens	5-11	175	RFr.
LT	67	Prince Howard-Whitaker	6-3	250	So.
	78	Thomas Crawford	6-3	230	Fr.
LG	52	Jon Barrett Lewis	6-2	295	So.
	64	Harry Easler	6-2	285	Jr.
C	54	Haden Haas	6-3	295	RFr.
	53	Tyler Davis	6-1	279	Sr.
RG	53	Tyler Davis	6-1	279	Sr.
	64	Harry Easler	6-2	285	Jr.
RT	63	Drew McEntyre	6-3	285	Jr.
	58	Denzel Wright	6-1	240	So.
TE	89	Attorney Gallman	6-1	255	Jr.
	44	Jordan Thomas	6-1	223	Jr.
WR	21	Curt Nixon	6-0	184	Jr.
	81	Dijon Profit	6-1	190	So.
QB	10	Jordan Black	6-1	200	Jr.
	16	Brandon Rainey	6-0	185	So.
A-Back	2	Rod Johnson	5-11	198	Jr.
	18	Dante Smith	5-10	180	RFr.
	28	Nkem Njoku	5-10	195	Fr.
B-Back	8	Lorenzo Ward	5-10	211	Jr.
	5	Clay Harris	6-0	203	Fr.
	32	Emeka Nwanze	6-0	215	Fr.
A-Back	29	Grant Drakeford	5-10	187	Sr.
	26	Keyonte Sessions	5-8	190	So.

DEFENSE

DE	92	Aaron Brawley	6-2	215	So.
	70	Mason Kinsey	6-2	228	Fr.
	49	Marquise Blount	6-3	223	Fr.
NT	68	Ken Allen	6-1	282	Sr.
	96	Jalon Williams	6-2	273	Jr.
DT	98	Joseph Randolph II	6-3	255	Jr.
	88	Shawn McCord	6-2	255	Gr.
KAT	55	Russell Hubbs	6-1	226	Sr.
	40	Jordan Williams	6-2	202	Jr.
LB	38	Noah Dawkins	6-1	225	Sr.
	4	Phil Davis	6-1	225	Jr.
LB	9	Willie Eubanks III	6-2	215	So.
	46	Isaac Stewart	6-2	247	Gr.
BANDIT	37	Destin Mack	6-0	190	Fr.
	25	Sean-Thomas Faulkner	5-11	180	RFr.
CB	7	Khafari Buffalo	6-2	190	Jr.
	20	Jay Howard	6-1	180	RFr.
DB	24	Aron Spann III	6-2	212	Sr.
	6	Lane Botkin	6-0	195	RFr.
DB	17	Chris Beverly	5-10	181	Fr.
	33	Ronald Peterkin	6-0	185	Gr.
CB	11	Phil Barrett	6-0	160	So.
	45	Marvin Marshall	5-11	170	RFr.

SPECIALISTS

PK	86	Jacob Godek	6-0	155	Jr.	KR	2	Rod Johnson	5-11	198	Jr.
	90	Matthew Campbell	6-1	227	Fr.		5	Clay Harris	6-0	203	Fr.
P	90	Matthew Campbell	6-1	227	Fr.	PR	21	Curt Nixon	6-0	184	Jr.
	93	Gage Russell	5-11	160	So.		6	Lane Botkin	6-0	195	RFr.
H	93	Gage Russell	5-11	160	So.						
	19	Brian Murdaugh	6-0	213	So.						
LS	85	Patrick Keefe	5-11	190	Sr.						
	48	Gunner Covey	6-2	242	So.						

SOCON STANDINGS - SCHEDULE

2018 Southern Conference Standings

School	Conf	CPct.	Overall	Pct.	Streak
Chattanooga	2-0	1.000	4-0	1.000	W4
ETSU	2-0	1.000	3-1	.750	W2
Wofford	2-0	1.000	2-1	.667	L1
Western Carolina	1-0	1.000	3-0	1.000	W3
Mercer	1-1	.500	2-2	.500	L1
The Citadel	1-2	.333	1-2	.333	W1
Furman	0-1	.000	0-3	.000	L3
Samford	0-2	.000	1-3	.250	L3
VMI	0-3	.000	0-4	.000	L4



THIS WEEK'S SCHEDULE

Saturday, September 29

Mercer at VMI, 1:30 p.m.
 Western Carolina at Furman, 2 p.m.
 The Citadel at Towson, 4 p.m.
 Samford at Kennesaw State, 6 p.m.
 Wofford at Gardner-Webb, 6 p.m.
 Chattanooga at ETSU, 7:30 p.m.

LAST WEEK'S RESULTS


Saturday, September 22

Western Carolina 52, VMI 50
 The Citadel 38, Mercer 31
 Chattanooga 27, Samford 20
 ETSU 29, Furman 27

SOCON PLAYERS OF THE WEEK

<p>Sept. 3 Offense _____ Bryce Nunnely, UTC Defense _____ Noah Dawkins, CIT Specialist _____ Michael Fineran, SAM</p>	<p>Oct. 22 Offense _____ Defense _____ Specialist _____</p>
<p>Sept. 10 Offense _____ Bryce Nunnely, UTC Defense _____ Aaron Harris, SAM Specialist _____ Mitchell Fineran, SAM</p>	<p>Oct. 29 Offense _____ Defense _____ Specialist _____</p>
<p>Sept. 17 Offense _____ Robert Riddle, MER Defense _____ Jarde Folks, ETSU Specialist _____ Cole Fisher, MER</p>	<p>October Offense _____ Defense _____</p>
<p>Sept. 24 Offense _____ Reece Udinski, VMI Defense _____ Marshall Cooper, UTC Specialist _____ Rod Johnson, CIT</p>	<p>Nov. 5 Offense _____ Defense _____ Specialist _____</p>
<p>September Offense _____ Defense _____</p>	<p>Nov. 12 Offense _____ Defense _____ Specialist _____</p>
<p>Oct. 1 Offense _____ Defense _____ Specialist _____</p>	<p>Nov. 19 Offense _____ Defense _____ Specialist _____</p>
<p>Oct. 8 Offense _____ Defense _____ Specialist _____</p>	
<p>Oct. 15 Offense _____ Defense _____ Specialist _____</p>	

2018 GAME RECAPS

Sept. 1 • Gibbs Stadium • Spartanburg, S.C.		
	THE CITADEL	21
	#10 WOFFORD	28

SPARTANBURG, S.C. -- The Citadel erased a 21-point deficit and had a chance to tie the game in the final seconds before falling, 28-21, at No. 10 Wofford.

After falling behind 21-0 midway through the second quarter, Noah Dawkins intercepted a pass to set the Bulldogs up near red-zone. Three plays later, Lorenzo Ward bowled his way into the end zone for the touchdown.

Dawkins brought the Bulldogs closer on the second play of the third quarter as he stepped in front of another pass for his second interception of the game. He was able to stay on his feet and avoid one tackler on his way to a 47-yard touchdown.

The special teams helped to tie the game as a punt hit off a Wofford player and Keyonte Sessions was there to jump on the ball. Rod Johnson went around left end on a 4th-and-goal at the one for the equalizer.

The Terriers regained the lead in the fourth and the Bulldogs had one last chance to tie the game. The Citadel drove down inside the 10-yard line with under 30 seconds to play, but their fourth-down pass fell incomplete as time expired.

Ward led the offense by rushing for 124 yards and a touchdown. It was the first 100-yard performance of his career.

Dawkins notched a pair of tackles, including one for a nine-yard loss, to go along with the first two interceptions of his career.

Scoring Summary	1	2	3	4	F
The Citadel	0	7	14	0	21
Wofford	14	7	0	7	28

1st Quarter

7:00 WOF - Lovelace 70yd run (Carter kick)
3:34 WOF - McAfee 62yd run (Carter kick)

2nd Quarter

11:06 WOF - McAfee 2yd run (Carter kick)
5:14 CIT - Ward 10yd run (Godek kick)

3rd Quarter

14:55 CIT - Dawkins 47yd interception return (Godek kick)
0:20 CIT - Johnson 1yd run

4th Quarter

7:48 WOF - Morgan 1yd run (Carter kick)

Team Statistics

	CIT	WOF
First Downs	13	15
Rush Att.-Net Yards	55-217	44-340
Passing C-A-Int.	1-11-0	4-9-2
Net Passing Yards	23	26
Offensive Plays	66	53
Total Offense	240	366
Fumbles-Lost	0-0	1-1
Penalties-Yards	2-20	3-45
Punts-Average	8-44.6	6-38.8
3rd Down Conversion	2-16	4-10
Time of Possession	32:38	27:22

Rushing

CIT - Ward 22-124, Black 15-40, Johnson 7-28, Drakeford 6-19, Harris 4-14, Smith 1-(-6); WOF - McAfee 8-85, Lovelace 3-75, Mosley 4-67, Neman 6-45, Stoddard 11-37, Morgan 7-20, Walker 5-11.


Passing

CIT - Black 1-11-0-23-0; WOF - Newman 3-8-2-24-0, Mosley 1-1-0-2-0.

Receiving

CIT - Drakeford 1-23; WOF - Morgan 2-21, Hill 1-3, Luther 1-2.

Attendance: 8,930

Sept. 8 • Johnson Hagood Stadium • Charleston, S.C.		
	CHATTANOOGA	29
	THE CITADEL	28ot

CHARLESTON, S.C. -- For the second consecutive game, The Citadel football team rallied back from a double-digit deficit in the first quarter before falling at the end of the game.

This time, the Bulldogs suffered a 29-28 overtime defeat at the hands of Chattanooga in the home opener.

After getting behind by two scores, Jordan Black led 12-play drive that ended with Black scoring from three yards out.

The Bulldogs got their second TD of the quarter with just under a minute left after Black hit Grant Drakeford for a 25-yard touchdown.

The Citadel opened the second half in true option style, eating 8:13 off the clock and capping the 17-play drive with a Lorenzo Ward one-yard touchdown run.

The defense would hold the Mocs off the board in the second half thanks to an Aron Spann III interception in the end zone in the fourth quarter.

The Bulldogs got the ball first in overtime and drove down and scored on a Black touchdown run.

The Mocs answered back with a touchdown on their possession and converted the two-point conversion for the win.

The Citadel rushed for 290 yards in the game with freshman Clay Harris leading the way with 70 yards on 15 carries.

Black finished with 47 yards and two scores on the ground, and 90 yards and a TD through the air.

Scoring Summary	1	2	3	4	ot	F
Chattanooga	14	7	0	0	8	29
The Citadel	0	14	7	0	7	28

1st Quarter

8:09 UTC - Nunnely 76yd pass from Tiano (Ulmo kick)
1:43 UTC - Price 16yd run (Ulmo kick)

2nd Quarter

5:50 CIT - Black 3yd run (Godek kick)
2:31 UTC - Nunnely 20yd pass from Tiano (Ulmo kick)

0:46 CIT - Drakeford 25yd pass from Black (Godek kick)

3rd Quarter

6:40 CIT - Ward 1yd run (Godek kick)

Overtime

0:00 CIT - Black 5yd run (Godek kick)
0:00 UTC - Price 4yd run (Giberti pass from Nunnely)

Team Statistics

	UTC	CIT
First Downs	18	27
Rush Att.-Net Yards	27-105	70-290
Passing C-A-Int.	16-28-1	6-10-0
Net Passing Yards	347	90
Offensive Plays	55	80
Total Offense	452	380
Fumbles-Lost	0-0	2-2
Penalties-Yards	8-47	7-78
Punts-Average	2-14.5	3-33.7
3rd Down Conversion	4-11	10-16
Time of Possession	22:53	37:07

Rushing

CIT - Harris 15-70, Drakeford 9-62, Black 14-47, Ward 19-45, Smith 5-34, Johnson 6-28, Sessions 2-4; UTC - Price 17-71, Tiano 7-40.


Passing

CIT - Black 6-10-0-90-1; CIT - Tiano 16-28-1-347-2.

Receiving

CIT - Drakeford 2-45, Johnson 1-24, Ward 1-9, Nixon 1-7, Sessions 1-5; CIT - Nunnely 10-268, Parker 5-72, Young 1-7.

Attendance: 8,076

Sept. 22 • Five Star Stadium • Macon, Ga.		
	THE CITADEL	38
	MERCER	31

MACON, Ga. -- Rod Johnson returned a kickoff 94 yards for a touchdown with less than a minute to play to give The Citadel a 38-31 road victory over Mercer.

The Bulldogs gave up an early score, but were able to tie the game on the final play of the first quarter on a 25-yard run from Jordan Black.

The Bulldogs were only trailing by three at the half after Black hit Raleigh Webb on a 77-yard scoring strike with 15 seconds remaining.

The Citadel took its first lead of the game with 4:47 left in the fourth after rattling off 21-straight points.

Jacob Godek capped a 19-play drive with a 27-yard field goal.

After an interception by Khafari Buffalo, Grant Drakeford went around right end for a four-yard touchdown run.

Drakeford helped set up another score with a 61-yard run. That drive was capped by Johnson's five-yard score.

Drakeford led the offense with 139 yards on nine carries. He added two catches for 59 yards.

Jordan Black went 5-for-10 for 167 yards, while rushing 17 times for 61 yards.

The defense recorded six sacks and limited the Bears to just 32 yards rushing.

Scoring Summary	1	2	3	4	F
The Citadel	7	7	3	21	38
Mercer	7	10	7	7	31

1st Quarter

6:49 MER - Mltchell 4yd run (Fisher kick)
0:00 CIT - Black 25yd run (Godek kick)

2nd Quarter

3:44 MER - Fisher 26yd field goal
1:33 MER - Houzah 22yd pass from Riddle (Fisher kick)
0:15 CIT - Webb 77yd pass from Black (Godek kick)

3rd Quarter

11:13 MER - Cannon 15yd pass from Riddle (Fisher kick)
1:15 CIT - Godek 27yd field goal

4th Quarter

9:34 CIT - Drakeford 4yd run (Godek kick)
4:47 CIT - Johnson 5yd run (Godek kick)
1:11 MER - Durden 8yd pass from Riddle (Fisher kick)
0:57 CIT - Johnson 94yd kickoff return (Godek kick)

Team Statistics

	CIT	MER
First Downs	21	23
Rush Att.-Net Yards	59-308	29-32
Passing C-A-Int.	5-10-0	25-37-1
Net Passing Yards	167	347
Offensive Plays	69	66
Total Offense	475	379
Fumbles-Lost	0-0	1-0
Penalties-Yards	4-50	4-18
Punts-Average	3-48.7	3-48.7
3rd Down Conversion	6-14	6-12
Time of Possession	32:36	27:24

Rushing

CIT - Drakeford 9-139, Black 17-61, Ward 16-50, Harris 8-22, Johnson 6-19, Sessions 2-10, Smith 1-7 MER - Mitchell 16-52, Devezin 4-27, Riddle 7-(-22), Riley 2-(-25).

Passing

CIT - Black 5-10-0-167-1; MER - Riddle 25-37-1-347-3, Mosley 0-0-0-0-0.


Receiving

CIT - Drakeford 2-59, Nixon 2-31, Webb 1-77; MER - Irvin 7-132, Houzah 5-87, Durden 5-50, Walker 3-12, Cannon 2-24, Mitchell 2-23, Jones 1-19.

Attendance: 11,772


2018 GAME RECAPS

Sept. 29 • Johnny Unitas® Stadium • Towson, Md.

	THE CITADEL	
	TOWSON	


TOWSON, Md. --

Oct. 13 • Jonson Hagood Stadium • Charleston, S.C.

	ETSU	
	THE CITADEL	

CHARLESTON, S.C. --


Oct. 20 • Foster Stadium • Lexington, Va.

	THE CITADEL	
	VMI	

LEXINGTON, Va. --


2018 GAME RECAPS

Oct. 27 • Johnson Hagood Stadium • Charleston, S.C.

	FURMAN	
	THE CITADEL	


CHARLESTON, S.C. --

Nov. 3 • E.J. Whitmire Stadium • Cuhlowee, N.C.

	THE CITADEL	
	W. CAROLINA	

CUHLOWEE, N.C. --


Nov. 10 • Johnson Hagood Stadium • Charleston, S.C.

	SAMFORD	
	THE CITADEL	

CHARLESTON, S.C. --


2018 GAME RECAPS

Nov. 17 • Bryant Denney Stadium • Tuscaloosa, Ala.

	THE CITADEL	
	ALABAMA	

TUSCALOOSA, Ala. --

Nov. 29 • Johnson Hagood Stadium • Charleston, S.C.

	CHARLESTON SO.	
	THE CITADEL	

CHARLESTON, S.C. --

INDIVIDUAL GAME-BY-GAME

Rushing (Att.-Yards-TD)

	WOF	CHATT	MER	TOW	ETSU	VMI	FUR	WCU	SAM	ALA	CSU
Jordan Black	15-40-0	14-47-2	17-61-1								
Grant Drakeford	6-19-0	9-62-0	9-139-1								
Clay Harris	4-14-0	15-70-0	8-22-0								
Rod Johnson	7-26-1	6-28-0	6-19-1								
Keyonte Sessions	---	2-4-0	2-10-0								
Dante Smith	1-(-6)-0	5-34-0	1-7-0								
Lorenzo Ward	22-124-1	19-45-1	16-50-0								

Receiving (Rec.-Yards-TD)

	WOF	CHATT	MER	TOW	ETSU	VMI	FUR	WCU	SAM	ALA	CSU
Grant Drakeford	1-23-0	2-45-1	2-59-0								
Rod Johnson	---	1-24-0	---								
Curt Nixon	---	1-7-0	2-31-0								
Keyonte Sessions	---	1-5-0	---								
Lorenzo Ward	---	1-9-0	---								
Raleigh Webbe	---	---	1-77-1								

Passing (Comp.-Att.-Int.-Yards-TD)

	#10 Jordan Black	#16 Brandon Rainey
Wofford	1-11-0-23-0	DNP
Chattanooga	6-10-0-90-1	DNP
Mercer	5-10-0-167-1	DNP
Towson		
ETSU		
VMI		
Furman		
Western Carolina		
Samford		
Alabama		
Charleston Southern		

Punting/Field Goals (Punts-Avg./FGM-FGA)

	#90 Matthew Campbell P	#86 Jacob Godek FG
Wofford	8-44.6	0-0
Chattanooga	3-33.7	0-1
Mercer	3-48.7	1-1
Towson		
ETSU		
VMI		
Furman		
Western Carolina		
Samford		
Alabama		
Charleston Southern		

TEAM GAME-BY-GAME

<u>Game</u>	<u>Score</u>	<u>First Downs</u>	<u>Time of Possession</u>	<u>Rushing (No-Yds-TD)</u>	<u>Passing (Cmp-Att-Int-Yds-TD)</u>	<u>Total Offense (Plays-Yds-TD)</u>	<u>3rd Down Conv.</u>	<u>Fumbles-Lost</u>
THE CITADEL	21	13	32:38	55-217-2	1-11-0-23-1	66-240-2	2-of-16	0-0
at Wofford	28	15	27:22	44-340-4	4-9-2-26-0	53-366-4	4-of-10	1-1
THE CITADEL	28	27	37:07	70-290-3	6-10-0-90-1	80-380-4	10-of-16	2-2
Chattanooga	29	18	22:53	27-105-2	16-28-1-347-2	55-452-4	4-of-11	0-0
THE CITADEL	38	21	32:36	59-308-3	5-10-0-167-1	69-475-4	6-of-14	0-0
at Mercer	31	23	27:24	29-32-1	25-37-1-347-3	66-379-4	6-of-12	1-0
THE CITADEL at Towson								
THE CITADEL ETSU								
THE CITADEL at VMI								
THE CITADEL Furman								
THE CITADEL at Western Carolina								
THE CITADEL Samford								
THE CITADEL at Alabama								
THE CITADEL Charleston Southern								

BIG PLAYS

20-Yard Plus Plays

Yds	Type	Player (s)	Opponent
94*	KR	Rod Johnson	Mercer
77*	Pass	Raleigh Webb from Jordan Black	Mercer
61	Rush	Grant Drakeford	Mercer
47*	INT	Noah Dawkins	Wofford
44	Pass	Grant Drakeford from Jordan Black	Mercer
43	Rush	Lorenzo Ward	Wofford
34	KR	Rod Johnson	Chattanooga
26	Pass	Curt Nixon from Jordan Black	Mercer
26	KR	Rod Johnson	Chattanooga
25*	Rush	Jordan Black	Mercer
25*	Pass	Grant Drakeford from Jordan Black	Chattanooga
24	Pass	Rod Johnson from Jordan Black	Chattanooga
23	Pass	Grant Drakeford from Jordan Black	Wofford
22	KR	Rod Johnson	Mercer
21	Rush	Grant Drakeford	Mercer
20	Pass	Grant Drakeford from Jordan Black	Chattanooga

* touchdown scored on the play

Longest Plays By the Numbers

Longest Play by Yards	No.	TD
100	0	0
90-99	1	1
80-89	0	0
70-79	1	1
60-69	1	0
50-59	0	0
40-49	3	1
30-39	1	0
20-29	9	2

Longest Play by Yards	No.	TD
Rushing	4	1
Passing	7	2
Punt Returns	0	0
Kick Returns	4	1
Interceptions	1	1
Fumble Returns	0	0
Other	0	0
Total	16	5

20-Yard Plus By Player

Player	No.	TD	R	P	KR	PR	IR
G. Drakeford	6	1	2	4	0	0	0
R. Johnson	5	1	0	1	4	0	0
J. Black	1	1	1	0	0	0	0
R. Webb	1	1	0	1	0	0	0
N. Dawkins	1	1	0	0	0	0	1
C. Nixon	1	0	0	1	0	0	0
L. Ward	1	0	1	0	0	0	0
Total	8	2	1	4	2	0	1

* Fumble Return

Longest Plays of the Year

Rushing

61 Grant Drakeford at Mercer (9/22)

Rushing Touchdown

25 Jordan Black at Mercer (9/22)

Passing

77 Jordan Black to Raleigh Webb at Mercer (9/22)

Passing Touchdown

77 Jordan Black to Raleigh Webb at Mercer (9/22)

Punt Return

15 Curt Nixon at Wofford (9/1)

Kickoff Return

94 Rod Johnson at Mercer (9/22)

Interception Return

47 Noah Dawkins at Wofford (9/1)

Fumble Return

Punt

53 Matt Campbell at Mercer (9/22)

53 Matthew Campbell at Wofford (9/1)

Field Goal

27 Jacob Godek at Mercer (9/22)

TEAM STATS

Schedule & Results

	Overall	Home	Away	Neutral
ALL GAMES	1-2	0-1	1-1	0-0
CONFERENCE	1-2	0-1	1-1	0-0
NON-CONFERENCE	0-0	0-0	0-0	0-0

Date	Opponent	W/L	Score	Att.
*Sep 1	at Wofford	L	21-28	8,930
*Sep 8	Chattanooga	L	28-29ot	8,076
*Sep 22	at Mercer	W	38-31	11,771

* Southern Conference Game

Score by Quarters

	1	2	3	4	OT	Total
The Citadel	7	28	24	21	7	87
Opponents	35	24	7	14	8	88

Team Statistics

	The Citadel	Opponents
SCORING	87	88
Points Per Game	29.0	29.3
Points Off Turnovers	28	7
FIRST DOWNS	61	56
Rushing	45	23
Passing	11	28
Penalty	5	5
RUSHING YARDAGE	815	477
Yards gained rushing	846	556
Yards lost rushing	31	79
Rushing Attempts	184	100
Average Per Rush	4.4	4.8
Average Per Game	271.7	159.0
TDs Rushing	8	7
PASSING YARDAGE	280	720
Comp-Att-Int	12-31-0	45-74-4
Average Per Pass	9.0	9.7
Average Per Catch	23.3	16.0
Average Per Game	93.3	240.0
TDs Passing	2	5
TOTAL OFFENSE	1095	1197
Total Plays	215	174
Average Per Play	5.1	6.9
Average Per Game	365.0	399.0
KICK RETURNS: #-Yards	9-243	6-114
PUNT RETURNS: #-Yards	5-50	4-51
INT RETURNS: #-Yards	4-47	0-0
KICK RETURN AVERAGE	27.0	19.0
PUNT RETURN AVERAGE	10.0	12.8
INT RETURN AVERAGE	11.8	0.0
FUMBLES-LOST	2-2	2-1
PENALTIES-Yards	13-148	15-110
Average Per Game	49.3	36.7
PUNTS-Yards	14-604	11-408
Average Per Punt	43.1	37.1
Net punt average	36.6	32.5
KICKOFFS-Yards	15-882	15-901
Average Per Kick	58.8	60.1
Net kick average	42.9	35.5
TIME OF POSSESSION/Game	34:07	25:53
3RD-DOWN Conversions	18/48	14/33
3rd-Down Pct	38%	42%
4TH-DOWN Conversions	11/15	1/2
4th-Down Pct	73%	50%
SACKS BY-Yards	6-52	1-8
MISC YARDS	0	0
TOUCHDOWNS SCORED	12	12
FIELD GOALS-ATTEMPTS	1-2	1-3
ON-SIDE KICKS	0-0	0-0
RED-ZONE SCORES	(7-9) 78%	(9-11) 82%
RED-ZONE TOUCHDOWNS	(6-9) 67%	(8-11) 73%
PAT-ATTEMPTS	(12-12) 100%	(11-11) 100%
ATTENDANCE	8076	20702
Games/Avg Per Game	1/8076	2/10351
Neutral Site Games		0/0

INDIVIDUAL STATS

The Citadel Overall Individual Statistics (as of Sep 22, 2018) All games

Rushing	g	att	gain	loss	net	avg	td	lg	avg/g
Grant Drakeford	3	24	221	1	220	9.2	1	61	73.3
Lorenzo Ward	3	57	223	4	219	3.8	2	43	73.0
Jordan Black	3	46	161	13	148	3.2	3	25	49.3
Clay Harris	3	27	106	0	106	3.9	0	15	35.3
Rod Johnson	3	19	80	7	73	3.8	2	14	24.3
Dante Smith	3	7	41	6	35	5.0	0	18	11.7
K. Sessions	3	4	14	0	14	3.5	0	6	4.7
Total	3	184	846	31	815	4.4	8	61	271.7
Opponents	3	100	558	81	477	4.8	7	70	159.0

Passing	g	effic	comp	att	in	pct	yds	td	lg	avg/g
Jordan Black	3	135.87	12	31	0	38.7	280	2	77	93.3
Total	3	135.87	12	31	0	38.7	280	2	77	93.3
Opponents	3	154.03	45	74	4	60.8	720	5	76	240.0

Receiving	g	no.	yds	avg	td	lg	avg/g
Grant Drakeford	3	5	127	25.4	1	44	42.3
Curt Nixon	3	3	38	12.7	0	26	12.7
Raleigh Webb	3	1	77	77.0	1	77	25.7
Rod Johnson	3	1	24	24.0	0	24	8.0
Lorenzo Ward	3	1	9	9.0	0	9	3.0
K. Sessions	3	1	5	5.0	0	5	1.7
Total	3	12	280	23.3	2	77	93.3
Opponents	3	45	720	16.0	5	76	240.0

Punt Returns	no.	yds	avg	td	lg
Curt Nixon	4	25	6.2	0	15
K. Sessions	1	25	25.0	0	0
Total	5	50	10.0	0	15
Opponents	4	51	12.8	0	33

Interceptions	no.	yds	avg	td	lg
Noah Dawkins	2	47	23.5	1	47
Khafari Buffalo	1	0	0.0	0	0
Aron Spann III	1	0	0.0	0	0
Total	4	47	11.8	1	47
Opponents	0	0	0.0	0	0

Kick Returns	no.	yds	avg	td	lg
Rod Johnson	7	207	29.6	1	94
Raleigh Webb	2	36	18.0	0	19
Total	9	243	27.0	1	94
Opponents	6	114	19.0	0	28

Fumble Returns	no.	yds	avg	td	lg
Total	0	0	0.0	0	0
Opponents	0	0	0.0	0	0

INDIVIDUAL STATS

The Citadel Overall Individual Statistics (as of Sep 22, 2018)
All games

Scoring	td	fg	PAT				dx	saf	pts
			kick	rush	rcv	pass			
Jordan Black	3	-	-	-	-	-	-	18	
Rod Johnson	3	-	-	-	-	-	-	18	
Jacob Godek	-	1-2	12-12	-	-	-	-	15	
Lorenzo Ward	2	-	-	-	-	-	-	12	
Grant Drakeford	2	-	-	-	-	-	-	12	
Raleigh Webb	1	-	-	-	-	-	-	6	
Noah Dawkins	1	-	-	-	-	-	-	6	
Total	12	1-2	12-12	-	-	-	-	87	
Opponents	12	1-3	11-11	-	1	1-1	-	88	

Total Offense	g	plays	rush	pass	total	avg/g
Jordan Black	3	77	148	280	428	142.7
Grant Drakeford	3	24	220	0	220	73.3
Lorenzo Ward	3	57	219	0	219	73.0
Clay Harris	3	27	106	0	106	35.3
Rod Johnson	3	19	73	0	73	24.3
Dante Smith	3	7	35	0	35	11.7
K. Sessions	3	4	14	0	14	4.7
Total	3	215	815	280	1095	365.0
Opponents	3	174	477	720	1197	399.0

Field Goals	fg	pct.	01-19	20-29	30-39	40-49	50-99	lg	blk
Jacob Godek	1-2	50.0	0-0	1-2	0-0	0-0	0-0	27	0

Punting	no.	yds	avg	lg	tb	fc	i20	50+	blk
Matt Campbell	14	604	43.1	53	2	6	4	4	0
Total	14	604	43.1	53	2	6	4	4	0
Opponents	11	408	37.1	54	0	2	2	1	1

FG Sequence	The Citadel	Opponents
Wofford College	-	-
Chattanooga	21	41,34
Mercer	(27)	(26)

Kickoffs	no.	yds	avg	tb	ob	retn	net	ydIn
Jacob Godek	15	882	58.8	5	0			
Total	15	882	58.8	5	0	19.0	42.9	22
Opponents	15	901	60.1	5	0	27.0	35.5	29

Numbers in (parentheses) indicate field goal was made.

All Purpose	g	rush	rcv	pr	kr	ir	total	avg/g
Grant Drakef	3	220	127	0	0	0	347	115.7
Rod Johnson	3	73	24	0	207	0	304	101.3
Lorenzo War	3	219	9	0	0	0	228	76.0
Jordan Black	3	148	0	0	0	0	148	49.3
Raleigh Web	3	0	77	0	36	0	113	37.7
Clay Harris	3	106	0	0	0	0	106	35.3
Curt Nixon	3	0	38	25	0	0	63	21.0
Noah Dawkin	3	0	0	0	0	47	47	15.7
K. Sessions	3	14	5	25	0	0	44	14.7
Dante Smith	3	35	0	0	0	0	35	11.7
Total	3	815	280	50	243	47	1435	478.3
Opponents	3	477	720	51	114	0	1362	454.0

DEFENSIVE STATS

The Citadel Overall Defensive Statistics (as of Sep 23, 2018)
All games

#	Defensive Leaders	gp	Tackles			tfl/yds	Sacks	Pass defense			Fumbles		blkd	
			ua	a	tot		no-yds	int-yds	brup	qbh	rcv-yds	ff	kick	saf
9	Willie Eubanks III	3	11	6	17	1.0-6	1.0-6	
38	Noah Dawkins	3	9	5	14	3.5-34	1.5-24	2-47	.	1	.	.	.	
24	Aron Spann III	3	11	2	13	.	.	1-0	
55	Russell Hubbs	3	8	2	10	2.0-5	1.0-4	.	1	.	.	1	.	
7	Khafari Buffalo	3	7	3	10	.	.	1-0	2	1	.	.	.	
68	Ken Allen	3	4	5	9	0.5-1	.	.	.	1	.	.	.	
92	Aaron Brawley	3	6	3	9	
17	Chris Beverly	3	6	3	9	1.5-1	
6	Lane Botkin	3	5	3	8	
11	Phil Barrett	3	7	.	7	.	.	.	2	
98	Joseph Randolph II	3	4	3	7	3.5-12	1.0-7	.	.	1	.	.	.	
37	Destin Mack	3	4	2	6	
4	Phil Davis	3	4	2	6	
40	Jordan Williams	3	3	2	5	0.5-5	0.5-5	.	.	2	.	.	.	
46	Isaac Stewart	3	5	.	5	
25	Sean-Thomas Faulkn	1	2	2	4	0.5-0	
26	Keyonte Sessions	3	3	1	4	1-0	1	1	
88	Shawn McCord	3	2	1	3	1.0-2	
20	Jay Howard	3	2	.	2	.	.	.	1	
85	Patrick Keefe	3	2	.	2	
96	Jalon Williams	3	2	.	2	1.0-6	1.0-6	
99	Christian Weyrich	1	.	1	1	
29	Grant Drakeford	3	.	1	1	
49	Marquise Blount	1	.	1	1	
18	Dante Smith	3	.	1	1	
5	Clay Harris	3	1	.	1	
70	Mason Kinsey	3	1	.	1	.	.	.	2	1	.	.	.	
33	Ronald Peterkin	2	.	1	1	
3	Joshua Bowers	2	1	.	1	
Total		3	110	50	160	15-72	6-52	4-47	8	7	1-0	2	1	
Opponents		3	111	170	281	7-31	1-8	.	7	3	2-0	2	.	