



THE CITADEL FOOTBALL

SOCON CHAMPIONS - 2016, 2015, 1992, 1961 • FCS PLAYOFFS - 2016, 2015, 1992, 1990, 1988

Football Contact: John Brush • O: 843-953-6795 • C: 270-293-0590 • Email: jbrush@citadel.edu

The Citadel Athletic Communications, McAlister Fieldhouse, 171 Moultrie Street, Charleston, S.C. 29409

THE CITADEL SCHEDULE (3-5, 3-4 SOCON)

Sept. 1	at #10/11 Wofford*	ESPN+	L, 21-28
Sept. 8	Chattanooga*	ESPN+	L, 28-29ot
Sept. 22	at Mercer*	ESPN+	W, 38-31
Sept. 29	at #25/rv Towson	CAA TV	L, 27-44
Oct. 13	ETSU*	ESPN3	L, 23-26
Oct. 20	at VMI*	ESPN3	W, 34-32
Oct. 27	Furman*	ESPN+	L, 17-28
Nov. 3	at Western Carolina*	ESPN+	W, 38-24
Nov. 10	Samford*	ESPN+	2 p.m.
Nov. 17	at Alabama		Noon
Nov. 29	Charleston Southern	ESPN+	7 p.m.

Home games in BOLD; * - SoCon game


SAMFORD SCHEDULE (5-4, 4-2 SOCON)

Aug. 30	Shorter	W, 66-9
Sept. 8	at Florida State	L, 26-36
Sept. 15	Mercer*	L, 24-30
Sept. 22	at Chattanooga*	L, 20-27
Sept. 29	at Kennesaw State	L, 10-24
Oct. 6	Western Carolina*	W, 66-28
Oct. 13	VMI*	W, 73-22
Oct. 20	at Furman*	W, 28-20
Nov. 3	Wofford*	W, 35-20
Nov. 10	at The Citadel*	2 p.m.
Nov. 17	at ETSU*	1 p.m.

ON THE AIR

TV/ONLINE

ESPN+

Kevin Fitzgerald (PxP) 
Dominique Allen (analyst)
Emily Crevani (sideline)

RADIO

Luke Mauro (play-by-play)
Cal McCombs (analyst)
Jay Harper (sideline)

GAMEDAY AFFILIATES

Charleston

WQNT (92.1-FM/102.1-FM/1450-AM)

Columbia

WQXL (100.7-FM/1470-AM)

Greenville/Spartanburg

WLFJ (92.9-FM/660-AM)

Sumter

WDXY (105.9-FM/1240-AM)



GAME 9 -

NOVEMBER 10 - 2 P.M.

CHARLESTON, S.C. - JOHNSON HAGOOD STADIUM



NR/NR THE CITADEL BULLDOGS (3-5, 3-4)

Head Coach: Brent Thompson, 3rd Season (Norwich, 1998)

Record at The Citadel: 18-13 (.581) Career Record: Same

Record against Samford: 1-1



RV/RV SAMFORD BULLDOGS (5-4, 4-2)

Head Coach: Chris Hatcher, 7th Season (Valdosta St, 1994)

Record at Samford: 26-18 (.591)

Career Record: 147-75

Record against The Citadel: 2-4

MATHCUP AT A GLANCE

The Citadel _____	vs. _____	Samford
Charleston, South Carolina _____	Location _____	Birmingham, Alabama
1842 _____	Founded _____	1841
2,300 _____	Enrollment _____	5,509
Southern _____	Conference _____	Southern
Johnson Hagood _____	Stadium _____	Seibert
Mike Capaccio _____	Athletics Director _____	Martin Newton
1905 _____	First Year of Football _____	1906
505-559-32 _____	All-Time Record _____	463-462-47
Brent Thompson _____	Head Coach _____	Chris Hatcher
18-13 _____	Record at School _____	26-18
18-13 _____	Career Record _____	147-75
5-6 _____	2017 Record _____	8-4

INSIDE THE NUMBERS

421 - The Bulldogs rushed for a season-high 421 yards against Western Carolina. The rushing total is the highest since rushing for 435 yards against Presbyterian during the 2016 season.

188 - Quarterback Brandon Rainey made his first start at quarterback and ran for 188 yards and a touchdown on 31 carries. He reached the end zone on the opening drive of the game by going over left end for a 43-yard touchdown.

126 - Freshman Clay Harris recorded his first career 100-yard performance by rushing for 126 yards and two touchdowns in the victory over Western Carolina. He is now second on the team with four rushing touchdowns.

50.2 - Punter Matthew Campbell quietly had another outstanding day kicking against Western Carolina. The freshman averaged 50.2 yards on four punts, including a career-long 56 yard punt.

1 - The Citadel attempted just one pass in the victory over Western Carolina. It is the fewest passes ever attempted in a game.

ON THIS DATE...

The Bulldogs scored 14 points in the fourth quarter to rally for a 42-31 victory over No. 19 Elon. Bart Blanchard went 22-of-29 for 370 yards and three touchdowns. Andre Roberts was the top target with eight catches for 180 yards, including a 68-yard touchdown reception. Tory Cooper rushed for three touchdowns, including the score that sealed the victory in the fourth quarter.

MEDIA INFORMATION

Sunday - 4	Monday - 5	Tuesday - 6	Wednesday - 7	Thursday - 8	Friday - 9	Saturday - 10
Practice 5 p.m.	Off Day	Practice 4:30 p.m. Brent Thompson Press Conference 1:30 p.m.	Practice 4:30 p.m. Brent Thompson Radio Show 7 p.m. Marina Variety Store	Practice 4:30 p.m.	Walk-thru 4 p.m. No availability	Samford 2 p.m. Players and Coaches available after game

TEAM INFORMATION

Offense _____ Triple Option
 Defense _____ Multiple
 2017 Overall Record _____ 5-6
 2017 Conference Record _____ 3-5
 2017 Conference Finish _____ t-6th SoCon
 Offensive Starters Returning/Lost _____ 9/2
 Defensive Starters Returning/Lost _____ 5/7
 First Year of Football _____ 1905 (109th season)
 All-Time Record _____ 502-555-32 (.476)
 Southern Conference Championships _____ 2016, 2015, 1992, 1961
 Bowl Record _____ 1-0
 _____ 1960 Tangerine Bowl, 27-0 vs. Tennessee Tech
 FCS Playoffs Record _____ 2-5
 _____ (0-1 in 1988, 0-1 in 1990, 1-1 in 1992, 1-1 in 2015, 0-1 in 2016)

STADIUM INFORMATION

Stadium _____ Johnson Hagood Stadium (11,332)
 Surface _____ Natural grass
 Opened _____ Oct. 16, 1948 (70th season)
 All-Time Record _____ 228-146-3 (.609)

COACHING STAFF

Head Coach _____ Brent Thompson (Norwich, 1998)
 Record at The Citadel _____ 15-8 (.652)
 Overall Record _____ Same

Offensive Coord./QBs/B-Backs _____ Lou Conte (Springfield, 2004)
 Defensive Coord./LBs _____ Blake Harrell (Western Carolina, 2002)
 Special Teams Coord./Recruiting _____ J.P. Gunter (Lenoir-Rhyne, 2007)
 Offensive Line _____ Ron Boyd (West Virginia Wesleyan, 1992)
 Offensive Tackles _____ Charles Hopkins (Georgia Southern, 2006)
 Cornerbacks _____ Orlando Mitjans, Jr. (Northeastern, 1992)
 Wide Receivers _____ Brian Rucker (Western Carolina, 2004)
 Safeties/Defensive Pass Game Coord. _____ Joel Taylor (S.C. State, 2004)
 Defensive Line/Academic Coord. _____ John Ward (Springfield, 2010)
 Outside Linebackers _____ Scott Yielding (The Citadel, 1993)
 Quality Control _____ Will Hornsby (offense)
 _____ Bobby Ruff (defense)
 _____ Will Christopher (defense)
 _____ Kolton Korn (special teams/assistant to recruiting coordinator)
 Video Coordinator _____ Floris Mendonca
 Director of Personnel _____ Kate Yeager
 Asst AD/Strength & Conditioning _____ Donnell Boucher (Worcester St., 2005)
 Asst AD/Sports Medicine _____ Andy Clawson (Henderson St., 1969)

DAILY MEDIA AVAILABILITY

Tuesday Press Conference

Head coach Brent Thompson is available to the media on Tuesdays at 1:30 p.m. on the 5th floor club level of Johnson Hagood Stadium. Two cadet-athletes will also be available following Coach Thompson. The press conferences will be streamed live and available for replay on CitadelSports.com.

The Brent Thompson Radio Show

Head Coach Brent Thompson joins “Voice of the Bulldogs” Luke Mauro for The Brent Thompson Radio Show each Wednesday from 7-8 p.m. at the Marina Variety Store. The show airs on ESPN Radio - 94.7 FM & 910 AM in Charleston.

The Citadel Cadet-Athlete Media Opportunities

All requests for cadet-athlete interviews must be submitted via email to Assistant Athletic Director for Athletic Communications John Brush (jbrush@citadel.edu) at least 24 hours in advance of the requested interview. The best time for interviews is after practice Tuesdays or Thursdays but other times can be arranged.

Note: Player or coach interviews must not conflict with classes, meetings, training room treatments or other team obligations.

ATHLETIC COMMUNICATIONS

McAlister Fieldhouse
 171 Moultrie Street
 Charleston, S.C., 29409



John Brush
 Assistant AD
 (football contact)



Milledge Austin
 Associate Director



Hannah Allison
 Assistant Director



Parker King
 Graphic Designer

GENERAL NOTES

STATS FCS Top 25 Poll (Nov. 5)

Team (1st-place votes)	Record	Prev Rank
1. North Dakota State (160)	9-0	1
2. Kennesaw State	8-1	2
3. Weber State	7-2	4
4. UC Davis	8-1	6
5. Eastern Washington	7-2	5
6. South Dakota State	6-2	7
7. Elon	6-2	8
8. Jacksonville State	7-2	10
9. James Madison	6-3	3
10. Colgate	8-0	12
11. Delaware	7-2	13
12. Stony Brook	6-3	16
13. Princeton	8-0	18
14. North Carolina A&T	7-2	17
15. Wofford	6-3	9
16. Maine	6-3	23
17. Nicholls	6-3	20
18. McNeese	6-3	11
19. ETSU	8-2	22
20. Towson	6-3	15
21. Southeast Missouri State	7-2	25
22. Northern Iowa	5-4	NR
23. Illinois State	5-4	14
24. Idaho State	6-3	NR
25. Dartmouth	7-1	24

Scouting Samford

The Bulldogs enter the weekend with an overall record of 5-4 and a 4-2 mark in Southern Conference play.

Samford is coming off a 35-20 victory over Wofford. SU has now won four-straight games.

The Bulldogs have the top offense in the conference at 521.3 yards per game. They do their damage through the air as they are averaging 390.2 passing yards per contest.

Quarterback Devlin Hodges has thrown for 3,475 yards and 30 touchdowns on 428 passing attempts. He has also thrown 15 interceptions.

Hodges is currently second all-time in passing yards in the FCS with 13,776 yards. He is 721 yards behind Steve McNair for the all-time record.

His top target is Kelvin McKnight with 76 receptions for 1,157 yards and eight touchdowns. Chris Shelling leads the team with nine receiving touchdowns.

The Samford defense is allowing 371.4 yards of offense per game, with 149.9 yards coming on the ground.

Aaron Harris leads the defense with 71 tackles. He also has 3.5 tackles-for-loss.

Ahmad Gooden has 5.5 sacks and a conference-best 15.0 tackles-for-loss. He also has 10 quarterback hurries and recovered a pair of fumbles, returning one 58 yards for a touchdown.

Nick Barton and Jordan Montgomery each have two interceptions.

Samford Quick Facts

Location _____ Birmingham, Alabama
 Enrollment _____ 5,509
 Nickname _____ Bulldogs
 Colors _____ Red and Blue
 Conference _____ Southern
 President _____ Dr. Andrew Westmoreland
 Athletics Director _____ Martin Newton

Head Coach _____ Chris Hatcher
 Record at School _____ 28-16 (4th season)
 Career Record _____ 147-75 (19th season)

2017 Record _____ 8-4
 Conference Record (Finish) _____ 6-2 (t-2nd)
 Starters Returning _____ 16
 Starters Lost _____ 6

SID _____ Joey Mullins
 Email _____ jmmulli1@samford.edu
 Office _____ 205-726-2799
 Web _____ samfordsports.com

The Citadel's Opening Drives

Opp	1st	2nd
Wofford	Downs	Punt
Chattanooga	Punt	TD
Mercer	Punt	FG
Towson	Punt	Punt
ETSU	TD	Punt
VMI	TD	TD
Furman	Punt	Punt
Western Carolina	TD	TD
Samford		
Alabama		
Charleston Southern		

2018 BULLDOG SCHEDULE & RESULTS

DATE	OPPONENT	TV	RESULT	SERIES	NOTES
Sept. 1	@ Wofford*	ESPN+	L, 21-28	CIT leads 42-29-1	Dawkins intercepts two passes, returns one for TD
Sept. 8	Chattanooga*	ESPN+	L, 28-29ot	CHAT leads 31-19-2	Black rushes for 2 and throws for another in OT loss
Sept. 22	@ Mercer*	ESPN+	W, 38-31	CIT leads 10-5-1	Johnson's 94yd kickoff return wins game in final minute
Sept. 29	@ Towson	CAA.tv	L, 27-44	TOW leads 1-0	Ward carries 35 times for 180 yards and TD
Oct. 13	ETSU*	ESPN3	L, 23-26	ETSU leads 16-11	Webb catches eight passes for 116 yards in loss
Oct. 20	@ VMI*	ESPN3	W, 34-32	CIT leads 42-30-2	Dogs claim Silver Shako with 12th-straight victory
Oct. 27	Furman*	ESPN+	L, 17-28	FUR leads 60-35-3	Black-Webb connect on record-long pass play
Nov. 3	@ Western Carolina*	ESPN+	W, 38-24	CIT leads 25-17-1	Rainey rushes for 188 yards in first start at QB
Nov. 10	Samford*	ESPN+	2 p.m.	CIT leads 6-5	Bulldogs can't overcome slow start
Nov. 17	@ Alabama	--	Noon	First meeting	Bulldogs meet defending champ again
Nov. 29	Charleston Southern	ESPN+	7 p.m.	Series tied 5-5	Bulldogs have lost four-straight in series

* - Denotes SoCon game • All times are eastern

GENERAL NOTES

FCS Coaches Poll (Nov. 5)

Team (1st-place votes)	Record	Prev Rank
1. North Dakota State (26)	9-0	1
2. Kennesaw State	8-2	2
3. Eastern Washington	7-2	4
4. Weber State	7-2	5
5. Elon	6-2	6
6. South Dakota State	6-2	7
7. UC Davis	8-1	9
8. Colgate	8-0	11
9. Jacksonville State	7-2	10
10. James Madison	6-3	3
11. Princeton	8-0	14
12. Delaware	7-2	16
13. North Carolina A&T	7-2	17
14. Wofford	6-3	8
15. Stony Brook	6-3	18
16. Nicholls	6-3	20
17. ETSU	8-2	23
18. McNeese	6-3	12
19. Southeast Missouri State	7-2	24
20. Towson	6-3	15
21. Maine	6-3	NR
22. Illinois State	5-4	13
23. Dartmouth	7-1	20
24. Northern Iowa	5-4	NR
25. Idaho State	6-3	NR

The Game

The Bulldogs return home to take on Samford on Nov. 10 for Homecoming. Kickoff is set for 2 p.m. at Johnson Hagood Stadium.

Radio Coverage

All games this season can be heard live on 92.1-FM/102.1-FM/1450-AM in the Charleston. The new voice of the Bulldogs, Luke Mauro, will be joined by Cal McCombs in the booth and Jay Harper on the sideline.

ESPN+

Saturday's game will be broadcast on ESPN+. Kevin Fitzgerald will have the call alongside Dominique Allen and Danielle Hensley.

Saturday Weather

The forecast is calling for temperatures to be around 64 degrees with a chance of rain.

vs. Samford

The pair of Bulldogs are meeting for the 12th time on the gridiron with The Citadel holding a 6-5 advantage in the series. The Citadel is 4-2 in games played in Charleston.

Rainey Rushes for 188

Quarterback Brandon Rainey ran for 188 yards and a touchdown on 31 carries in his first start at quarterback. He started the game with a 43-yard touchdown run on the opening possession. Rainey ran for 495 yards on 119 attempts as the team's starting B-Back last season.

Rushing Yards by QB

Rainey's 188 yards against Western Carolina ranks fourth on the single-game rushing list for quarterbacks.

Yards	QB	Year
286	Gene Brown vs. VMI	1988
200	Jack Douglas vs. ETSU	1990

2-MINUTE DRILL

- ▶ The Bulldogs play their final home conference game of the season as they welcome Samford to Johnson Hagood Stadium for Homecoming.
- ▶ Saturday's game will be broadcast on ESPN+ with Kevin Fitzgerald, Dominique Allen and Danielle Hensley on the call.
- ▶ The Citadel offense rushed for 421 yards and four touchdowns in the victory over Western Carolina.
- ▶ Quarterback Brandon Rainey carried 31 times for 188 yards and a touchdown in his first start at quarterback.
- ▶ The 188 yards ranks as the fourth most in a game by a quarterback in school history.
- ▶ Freshman Clay Harris recorded his first career 100-yard rushing performance with 126 and two touchdowns on 27 touches. He is now second on the team with four rushing touchdowns.
- ▶ The Bulldogs attempted just one pass against WCU. It is the fewest passes ever attempted in a game at The Citadel.
- ▶ The defense pitched a shutout in the second half against WCU. They held one of the top offenses to 172 yards after the half.
- ▶ Turnovers were big in the second half as the defense recovered two fumbles and intercepted a pass.
- ▶ Special teams also played a major role in the win with two blocked punts. The first resulted in a rushing touchdown, while the second was scooped up by Dante Smith for a touchdown.
- ▶ It marked the first time since the 2012 season the Bulldogs returned a blocked punt for a touchdown.
- ▶ Punter Matthew Campbell continued his strong season by averaging 50.2 yards on four punts, including a career-long 56 yarder.
- ▶ Kicker Jacob Godek hit his eighth-straight field goal and converted all four extra points. He also recorded five touchbacks on seven kickoffs.
- ▶ Samford quarterback Devlin Hodges is second all-time in FCS passing yards with 13,776 yards. He trails only Steve McNair on the all-time list.

RED-ZONE SCORING

Opponent	Times In RZ	Times Scored	Total Pts	TDs	Rush TDs	Pass TDs	FGs Made	-----Failed to score inside RZ-----					Game
								FGA	Downs	Int	Fumb	Half	
Wofford	3	2	14	2	2	0	0	0	1	0	0	0	0
Chattanooga	3	2	14	2	2	0	0	1	0	0	0	0	0
Mercer	3	3	17	2	2	0	1	0	0	0	0	0	0
Towson	2	2	10	1	1	0	1	0	0	0	0	0	0
ETSU	4	4	23	3	3	0	1	0	0	0	0	0	0
VMI	5	4	20	2	2	0	2	0	1	0	0	0	0
Furman	1	1	7	1	1	0	0	0	0	0	0	0	0
Western Carolina	4	3	17	2	2	0	1	0	1	0	0	0	0
Samford													
Alabama													
Charleston Southern													
Totals	25	21	122	15	15	0	6	1	3	0	0	0	0
	21-of-25 (84.0%)												

GENERAL NOTES

THE CITADEL SCORING DRIVES

Opponent	Qt.	Plays	Yards	TOP	How Scored
Wofford	2	3	21	0:51	Ward 9yd run
Wofford	3	7	29	4:55	Johnson 1yd run
Chattanooga	2	12	66	5:36	Black 3yd run
Chattanooga	2	6	81	1:39	Drakeford 25yd pass from Black
Chattanooga	3	17	78	8:13	Ward 1yd run
Chattanooga	OT	5	25	0:00	Black 5yd run
Mercer	1	14	75	6:49	Black 25yd run
Mercer	2	4	96	1:15	Webb 77yd pass from Black
Mercer	3	19	66	9:52	Godek 27yd field goal
Mercer	4	10	57	4:38	Drakeford 4yd run
Mercer	4	7	92	3:13	Johnson 5yd run
Towson	1	10	53	4:32	Godek 30yd field goal
Towson	2	7	65	1:55	Black 1yd run
Towson	3	6	65	2:12	Ward 38yd run
Towson	3	6	60	1:57	Black 42yd run
Towson	4	14	48	5:59	Godek 44yd field goal
ETSU	1	4	75	1:49	Black 2yd run
ETSU	2	10	57	4:35	Godek 36yd field goal
ETSU	4	13	48	6:31	Black 1yd run
ETSU	4	11	65	1:21	Harris 3yd run
VMI	1	9	75	4:13	Drakeford 25yd run
VMI	2	3	13	0:50	Harris 1yd run
VMI	3	7	33	3:06	Black 6yd run
VMI	3	2	75	0:42	Black 71yd run
VMI	4	7	34	3:21	Godek 37yd field goal
VMI	4	4	6	1:52	Godek 28yd field goal
Furman	1	4	8	1:28	Godek 44yd field goal
Furman	2	5	47	2:04	Black 1yd run
Furman	3	1	91	0:10	Webb 91yd pass from Black
W. Carolina	1	6	70	2:51	Rainey 43yd run
W. Carolina	2	16	68	8:27	Godek 24yd field goal
W. Carolina	3	3	28	1:09	Harris 19yd run
W. Carolina	4	5	60	1:35	Harris 10yd run
W. Carolina	4	3	63	1:31	Webb 59yd run

197	Aaron Miller vs. Charlotte	2014
188	Brandon Rainey vs. WCU	2018

Harris Hits Century Mark

Freshman Clay Harris made his second career start and ran for a career-high 126 yards and two touchdowns. He did his damage in the second half with 77 yards and both scores in the second half.

Thump-Thump

The punt block unit blocked a pair of punts against Western Carolina. Sean-Thomas Faulkner blocked one and Bradley Carter blocked the second that was scooped up for a touchdown by Dante Smith. The block for Faulkner was his second of the season.

Blocking Punts vs. WCU

The Bulldogs blocked two punts against Western Carolina and has now blocked five punts in the last two games against the Catamounts.

Second-Half Shutout

The Citadel defense posted a shutout in the second half as they limited the Catamounts to just 172 yards of offense. The defense recorded five sacks and forced three turnovers (2 fumbles, 1 interception) to help erase the 14-point deficit.

Forcing Turnovers

The Bulldogs forced three turnovers in the victory over Western Carolina. Willie Eubanks III picked off his second pass of the season in the third quarter and Ronald Peterkin forced a fumble to stop a touchdown in the fourth quarter. Noah Dawkins sealed the deal with a sack fumble.

Longest Pass Play

Jordan Black and Raleigh Webb connected on a 91-yard touchdown against Furman. It was the longest pass play in school history, besting the 84-yard pass from Lee Glaze to John Murphy against Davidson in 1983.

McCarthy Makes First Catches

Redshirt freshman Ryan McCarthy got the start at wide receiver against Furman and caught three passes for 27 yards. It was the first catches of his career.

Randolph in the Backfield

Joseph Randolph II has been playing on the other side of the line of scrimmage in recent weeks. The junior had three tackles-for-loss against Furman and now has 12.5 on the season, leading the team and the Southern Conference.

Eubanks Makes 13 Stops

Willie Eubanks III recorded 13 tackles against Furman. It was the most tackles since Kailik Williams had 14 tackles against Gardner-Webb on Sept. 17, 2016.

Eight-Straight For Godek

Kicker Jacob Godek connected on a 24-yard field goal against Western Carolina and has now made eight-straight field goals after missing his first attempt of the season.

Down at the One

Freshman punter Matthew Campbell had two of his five punts against Furman downed at the one-yard line. He averaged 43.4 yards on his

GENERAL NOTES

Athlon Sports Power Poll (Nov. 4)

Team	Record	Prev Rank
1. North Dakota State	9-0	1
2. Kennesaw State	8-1	2
3. South Dakota State	6-2	4
4. UC Davis	8-1	5
5. Weber State	7-2	6
6. Eastern Washington	7-2	7
7. Elon	6-2	8
8. Colgate	8-0	10
9. Delaware	7-2	11
10. James Madison	6-3	2
11. Maine	6-3	16
12. Stony Brook	6-3	13
13. Jacksonville State	7-2	15
14. Princeton	8-0	14
15. Northern Iowa	5-4	23
16. Southeast Missouri	7-2	19
17. Wofford	6-3	9
18. ETSU	8-2	25
19. Idaho State	6-3	21
20. Nicholls	6-3	22
21. Towson	6-3	12
22. Samford	5-4	NR
23. North Carolina A&T	7-2	NR
24. Western Illinois	5-4	NR
25. McNeese	6-3	17

seven punts, with five of them downed inside the 20-yard line.

20+ Points

The Bulldogs scored at least 20 points in each of their first six games this season. It was the longest such streak since The Citadel scored at least 20 points in all 11 games in 1971.

Securing the Silver Shako

The Bulldogs made it 12 in a row in the Battle for the Silver Shako with Saturday's 34-32 victory. The Citadel now leads the all-time series, 42-30-2, over VMI in the Military Classic of the South.

Black Rushes for 155

Quarterback Jordan Black rushed for a career-high 155 yards and two touchdowns in the victory over VMI. The day was highlighted by a 71-yard touchdown run late in the third quarter.

End Zone x2

Jordan Black's two rushing touchdowns against VMI marked the third-straight game in which the quarterback has scored a pair of rushing touchdowns. He has two rushing touchdowns in four games this season.

Longest TD Run by QB

Jordan Black's 71-yard touchdown run against VMI was the fifth longest run by q quarterback

in program history.

Yards	Player/Opponent	Year
80	Stanley Myers vs. Western Carolina	1996
79	Scooter Johnson vs. South Carolina State	2000
77	Gene Brown vs. VMI	1988
73	Ben Dupree vs. Georgia Southern	2013
71	Jordan Black at VMI	2018
70	Jack Douglas vs. ETSU	1990

Forcing Turnovers

The Citadel tied a season-high with three turnovers against VMI. Aron Spann III forced a fumble and intercepted a pass, while Willie Eubanks III intercepted a pass in the fourth quarter.

Blocking Kicks

The Bulldogs special teams continue to be strong this season as they blocked two kicks against VMI. Sean-Thomas Faulkner blocked a punt in the first half and Ken Allen had a key blocked extra point in the third quarter.

Kinsey Records Two Sacks

Freshman Mason Kinsey registered the first two sacks of his career against VMI. The two sacks totaled 15 yards in losses.

Going to the Air

The Bulldogs went to the air early against ETSU as they passed for 125 of their 188 passing yards in the first half. It was the most passing yards this season. Jordan Black finished the game 15-of-23 for 188 yards. It was the most attempts and completions in a game since Tommy Edwards went 23-of-38 against Georgia Southern on Nov. 21, 2009.

100-Yard Receiver

Wide receiver Raleigh Webb caught eight passes for 116 yards against ETSU. It was the first 100-yard receiving performance since Matt Thompson had 123 receiving yards against Appalachian State in 2012.

Eight Catches

Raleigh Webb's eight catches against ETSU marked the most since Darien Robinson had eight catches against Samford on Nov. 2, 2013.

Outgain Opponent on Ground and Air

The Bulldogs outgained ETSU on the ground and in the air. They won the battle on the ground, 203-55, and in the air, 188-169. It was the first time they won both battles since the game against Mercer in 2017. In that game, The Citadel won the rush battle, 201-200, and the passing battle, 180-111.

Harris Finds the End Zone

Freshman Clay Harris found the end zone for the first time in his career when he scored

from three-yards out in the fourth quarter against ETSU. He became the fifth different Bulldog to score a rushing touchdown this season.

Profit Makes First Catches

Dijon Profit answered the call when his name was called against ETSU as he hauled in three passes for 39 yards. The catches were the first of his career.

Ward Carries the Load

B-Back Lorenzo Ward did the heavy lifting against Towson as he carried the ball 35 times for a career-high 180 yards and a touchdown. His touchdown came in the third quarter when he broke free for a 38-yard run. It was his second 100-yard performance this season.

Godek Boots a Pair of Field Goals

For the first time in his career, Jacob Godek connected on two field goals in a game. He was 2-for-2 against Towson as he hit from 30 yards in the first quarter, and from 44 yards in the fourth.

Johnson Earns SoCon Honor

After returning the kickoff for a touchdown against Mercer, Rod Johnson was named the Southern Conference Special Teams Player of the Week. He is the first Bulldog to win the honor since Cody Black on Oct. 17, 2016.

Johnson House Call

Rod Johnson returned a kickoff 94 yards for a touchdown in the final minute against Mercer. It was the first kickoff return for a touchdown since Scooter Johnson took a kick back 91 yards against VMI on Nov. 16, 2002.

94-Yard Return

Rod Johnson's 94-yard kickoff return is tied for the third longest return in program history. It is only bested by a 100-yard return from Bud Pough against Appalachian State in 2002, Danny Miller's 95-yard return against Wofford in 1979 and Carlos Frank's 94-yard return against Georgia Southern in 1996.

32 Rushing Yards

The Citadel defense held Mercer to just 32 yards rushing on 29 attempts. That is the fewest yards allowed since surrendering 26 yards on 22 carries against ETSU last season.

Ball Control

The Bulldogs used a ball control mentality in the second half to mount the comeback against Mercer. The Citadel put together a 19-play, 9:52 drive to get a field goal in the third quarter. Overall, the Bulldogs held the ball for 18:03 in the second half in outscoring Mercer

GENERAL NOTES

2018 HONORS

Matthew Campbell

- Southern Pigskin Speical Teams Player of the Week (9/2)

Tyler Davis

- Preseason First-Team All-SoCon
- Preseason STATS Second-Team All-America
- Preseason HERO Sports Second-Team All-America

Noah Dawkins

- SoCon Defensive Player of the Week (9/3)
- Southern Pigskin Defensive Player of the Week (9/2)
- Preseason Second-Team All-SoCon

Willie Eubanks III

- College Sports Madness SoCon Defensive Player of the Week (10/21)

Rod Johnson

- SoCon Special Teams Player of the Week (9/24)
- STATS Honorable Mention Special Teams Player of the Week (9/24)
- Southern Pigskin Special Teams Player of the Week (9/23)

Drew McEntyre

- Preseason Second-Team All-SoCon

Aron Spann, III

- Preseason First-Team All-SoCon
- Preseason HERO Sports Third-Team All-America

Jalon Williams

- Preseason Second-Team All-SoCon

24-14.

Quick Strike

As much as the Bulldogs controlled the ball against Mercer, they were also able to strike quickly. They needed on 1:15 to go 96 yards for a touchdown late in the first half, and only 3:13 on a 92-yard drive in the fourth quarter.

Throwing the Deep Ball

Quarterback Jordan Black completed the longest pass of his career when he connected with Raleigh Webb on a 77-yard touchdown with 15 seconds left in the first half at Mercer. The passing play tied for the 10th longest in program history.

Drakeford Goes for 139

Senior Grant Drakeford had his first 100-yard rushing performance against Mercer when he ran for 139 yards and a touchdown on just nine carries. He also added two catches for 59 yards.

Three Straight to Start Season

The change in the schedule means the Bulldogs opened the season with three-straight conference games. That has not happened since the Bulldogs opened the 1926 season with three-straight Southern Intercollegiate Athletic Association games.

Hurricane Florence

Hurricane Florence has shifted the Bulldogs schedule for the season. The storm forced the postponement of the game against Charleston Southern. The game will now be played Nov. 29 at 7 p.m. at Johnson Hagood Stadium.

Hurricane Season

For the third-straight season, the second home game of the season was shifted due to a hurricane. The Bulldogs games against North Greenville in 2015 and Presbyterian in 2016 were shifted to the opponents home field.

On This Date

The Bulldogs have played 12 times prior on Oct. 13 and own a record of 7-5 The Citadel has two of its last three games on this date.

Year	Opponent	Result
1917	at Presbyterian	L, 0-7
1923	at Davidson	L, 0-7
1928	Newberry	W, 32-6
1951	Newberry	W, 41-7
1962	at Vanderbilt	W, 21-6
1973	Chattanooga	W, 28-20
1979	at East Carolina	L, 7-49
1984	at Western Carolina	W, 34-33
1990	Chattanooga	L, 6-7
2001	Furman	L, 7-30
2007	Furman	W, 54-51ot
2012	Western Carolina	W, 45-31

Overtime Games

The Bulldogs played their 17th overtime game in program history against Chattanooga. The Citadel is 9-8 in overtime games and the loss put an end to a five-game winning streak.

Date	Opponent	Result
11/16/96	at VMI	L, 27-34ot2
10/11/97	at ETSU	W, 23-20ot
11/06/99	at Chattanooga	L, 27-30ot
11/03/01	at Chattanooga	W, 20-17ot2
10/15/05	Furman	L, 31-39ot3
09/09/06	Charleston Southern	L, 35-38ot2
10/21/06	Western Carolina	W, 30-27ot
10/13/07	Furman	W, 54-51ot
11/01/08	Georgia Southern	L, 41-44ot3
10/03/09	Appalachian State	L, 27-30ot
09/14/11	at Elon	L, 15-18ot
10/05/13	Appalachian State	W, 31-28ot
10/11/14	Charlotte	W, 63-56ot3
11/08/14	Furman	W, 42-35ot
10/22/16	at Wofford	W, 24-21ot
11/05/16	Samford	W, 37-34ot
09/08/18	Chattanooga	L, 28-29ot

Black Finds End Zone 3 Times

Quarterback Jordan Black rushed for two touchdowns and threw for another in the home opener against Chattanooga. It marked the second time in his career that he has thrown for and rushed for a touchdown in the same game. He also ran for one and threw another in the victory over Newberry in 2017.

Harris Leads Ground Attack

Freshman Clay Harris led the balanced rushing attack against Chattanooga. In just his second career game, Harris carried the ball 15 times for 70 yards. He had four carries for 14 yards in the season opener.

Dawkins Named SoCon Defensive Player of the Week

Senior Noah Dawkins became the first Bulldog to earn Southern Conference Defensive Player of the Week honors since the 2016 season with his performance against Wofford. Dawkins picked off a pair of passes and returned one for a touchdown in season opener.

100-Yard Rusher in Season Opener

The 124-yard performance from Lorenzo Ward marked the fifth-straight year the Bulldogs had a 100-yard rusher in the season opener.

Year	Running Back	Opponent	Yards
2018	Lorenzo Ward	Wofford	124
2017	Cam Jackson	Newberry	110
2016	Tyler Renew	Mercer	146
2015	Evan McField	Davidson	132
	Isiaha Smith	Davidson	109
2014	Tyler Renew	Coastal Carolina	137
	Jake Stenson	Coastal Carolina	120

GENERAL NOTES

Dawkins With Two INTs

Linebacker Noah Dawkins picked off a pair of passes and returned one 47 yards for a touchdown at Wofford. His first interception set up the Bulldogs first touchdown, while his second came on the opening possession of the second half to pull The Citadel within seven points. Dawkins is the first linebacker with two interceptions in a game since Quinlan Washington against VMI in 2015.

Pair of True Freshman Start on D

A pair of true freshman got the start on defense in the season opener. Destin Mack got the nod at Bandit, while Chris Beverly started at safety. Mack finished with four tackles, while Beverly was credited with a pair of stops.

Ward Goes Over Century Mark

B-Back Lorenzo Ward recorded the first 100-yard rushing game of his career as he ran for 124 yards and a touchdown on 22 carries. He scored the first touchdown of the season with a nine-yard run. He closed out the first half with a 43-yard run on a draw play.

Campbell Shows Off the Leg

Freshman Matthew Campbell showed off his leg in his first collegiate game as he averaged 44.6 yards on eight punts. He kicked a long of 53 yards and had two punts downed inside the 20.

Fourth Down Conversions

The Bulldogs converted four fourth downs in the season opener against Wofford. They converted a pair of fourth downs on the final drive of the game as they got inside the 10-yard line as time expired.

Opening in Conference Play

The Citadel opened the season with a Southern Conference game on the road for the second time in the last three seasons. The Bulldogs also opened the 2016 season with a conference game, a 24-23 victory at Mercer.

Two-Straight Conference Games to Start

Just like in 2016, the Bulldogs will open the season with two-straight Southern Conference games. The Citadel opened that season with a win at Mercer (24-23) and a 19-14 victory over Furman in the home opener.

Thompson in Season Openers

Head Coach Brent Thompson is 2-0 in season openers. He began his tenure with a 24-23 victory over Mercer before starting the 2017 season with a 31-14 victory over Newberry.

Close Games

The Bulldogs and Terriers have played some

close games as of late as four of the last seven contests have been decided by four points or less.

Black Takes Over at QB

After serving as the backup the past two seasons, Jordan Black takes over as the starting quarterback in 2018. Black rushed for 303 yards and two touchdowns, while also throwing for 584 yards and six scores.

Offensive Line Returns Intact

After a season of many new and young faces on the offensive line, the Bulldogs return all five starters who combined to start all 11 games last season. The line includes center Tyler Davis, guards Jonathan Cole and Jon Barrett Lewis, and tackles Prince Howard-Whitaker and Drew McEntyre.

The C Returns to the Helmet

After a one-year absence, the Citadel C will return to the helmets in 2018.

Rainey Moves Back to QB

After spending most of the 2017 season at B-Back, Brandon Rainey will return to quarterback this season. Rainey will serve as the backup to Jordan Black and will see action in select situations during the season.

Playing the Defending Champs

For the third time in the last five years, the Bulldogs will take on the defending FBS national champions. The Citadel also faced Clemson in 2017 and Florida State in 2014.

Battling for Charleston

The rivalry between The Citadel and Charleston Southern will be renewed this season. The game is the first of a four-game series with all four games being played at Johnson Hagood Stadium.

New Numbers

Several members of the Bulldog football team will take the field in a new number this season.

Player	Old #	New #
Phil Davis	32	4
Khafari Buffalo	9	7
Lorenzo Ward	37	8
Willie Eubanks III	50	9
Phil Barrett	25	11
Cole Owens	14	13
Dante Smith	35	18
Jay Howard	15	20
Sean-Thomas Faulkner	45	25
Attorney Gallman	56	89

Graduate Transfers

The Citadel football program added four graduate transfers on the defensive side of the ball for the 2018 season. The list includes one defensive lineman, one linebacker and two

defensive backs.

Player	Pos.	Previous School
Cliff Barrett, II	DB	Lenoir-Rhyne
Shawn McCord	DL	Saint Francis (PA)
Ronald Peterkin	DB	Georgia State
Isaac Stewart	LB	Louisville

Spann Named Captain

Senior defensive back Aron Spann, III was chosen as the military and team captain for the Bulldogs.

Preseason All-America

Seniors Tyler Davis and Aron Spann, III were recognized as Preseason All-America selections. Davis was selected as a Preseason Second-Team All-American by STATS and Hero Sports. Spann was a third-team selection by Hero Sports.

Preseason All-Conference

The Bulldogs had five players preseason recognition by the Southern Conference. Offensive lineman Tyler Davis and defensive back Aron Spann, III earned first-team accolades. Offensive lineman Drew McEntyre, defensive lineman Jalon Williams and linebacker Noah Dawkins were selected to the second team.

Brent Thompson Radio Show

The Brent Thompson radio show will take place every Wednesday, starting Sept. 5, at the Marina Variety Store in Charleston. The show will begin at 7 p.m.

Up Next

The Bulldogs hit the road for the final time as they travel to defending FBS national champion Alabama on Nov. 17. Kickoff time is yet to be determined.

TWO DEEP

OFFENSE

WR	22	Raleigh Webb	6-2	195	So.
	13	Cole Owens	5-11	175	RFr.
LT	67	Prince Howard-Whitaker	6-3	250	So.
	78	Thomas Crawford	6-3	230	Fr.
LG	52	Jon Barrett Lewis	6-2	295	So.
	64	Harry Easler	6-2	285	Jr.
C	54	Haden Haas	6-3	295	RFr.
	53	Tyler Davis	6-1	279	Sr.
RG	53	Tyler Davis	6-1	279	Sr.
	64	Harry Easler	6-2	285	Jr.
RT	63	Drew McEntyre	6-3	285	Jr.
	58	Denzel Wright	6-1	240	So.
TE	89	Attorney Gallman	6-1	255	Jr.
	44	Jordan Thomas	6-1	223	Jr.
WR	12	Ryan McCarthy	6-3	200	RFr.
	21	Curt Nixon	6-0	184	Jr.
QB	16	Brandon Rainey	6-0	185	So.
	10	Jordan Black	6-1	200	Jr.
A-Back	18	Dante Smith	5-10	180	RFr.
	26	Keyonte Sessions	5-8	190	So.
B-Back	5	Clay Harris	6-0	203	Fr.
	8	Lorenzo Ward	5-10	211	Jr.
	32	Emeka Nwanze	6-0	215	Fr.
A-Back	28	Nkem Njoku	5-10	195	Fr.
	29	Grant Drakeford	5-10	187	Sr.

DEFENSE

DE	70	Mason Kinsey	6-2	228	Fr.
	92	Aaron Brawley	6-2	215	So.
	49	Marquise Blount	6-3	223	Fr.
NT	68	Ken Allen	6-1	282	Sr.
	96	Jalon Williams	6-2	273	Jr.
DT	98	Joseph Randolph II	6-3	255	Jr.
	88	Shawn McCord	6-2	255	Gr.
KAT	55	Russell Hubbs	6-1	226	Sr.
	41	Kyler Estes	6-2	220	Fr.
LB	38	Noah Dawkins	6-1	225	Sr.
	4	Phil Davis	6-1	225	Jr.
LB	9	Willie Eubanks III	6-2	215	So.
	46	Isaac Stewart	6-2	247	Gr.
BANDIT	25	Sean-Thomas Faulkner	5-11	180	RFr.
	37	Destin Mack	6-0	190	Fr.
CB	7	Khafari Buffalo	6-2	190	Jr.
	3	Joshua Bowers	5-10	172	Fr.
DB	24	Aron Spann III	6-2	212	Sr.
	6	Lane Botkin	6-0	195	RFr.
DB	17	Chris Beverly	5-10	181	Fr.
	33	Ronald Peterkin	6-0	185	Gr.
CB	11	Phil Barrett	6-0	170	So.
	20	Jay Howard	6-1	180	RFr.

SPECIALISTS

PK	86	Jacob Godek	6-0	155	Jr.	KR	7	Khafari Buffalo	6-2	190	Jr.
	90	Matthew Campbell	6-1	227	Fr.		5	Clay Harris	6-0	203	Fr.
P	90	Matthew Campbell	6-1	227	Fr.	PR	6	Lane Botkin	6-0	195	RFr.
	93	Gage Russell	5-11	160	So.		21	Curt Nixon	6-0	184	Jr.
H	93	Gage Russell	5-11	160	So.						
	19	Brian Murdaugh	6-0	213	So.						
LS	85	Patrick Keefe	5-11	190	Sr.						
	48	Gunner Covey	6-2	242	So.						

HEAD COACH BRENT THOMPSON



BRENT THOMPSON

3rd Season | Record: 15-8

Brent Thompson enters his third season as the The Citadel's head football coach in 2018 and has compiled a 15-8 record overall and an 11-5 mark in SoCon play. His 15 wins are the most by a Citadel coach through two seasons and his .652 winning percentage is the highest in Citadel history.

Thompson was named The Citadel's 25th head football coach on January 19, 2016, and during his two seasons, the Citadel extended a program-record 26 consecutive weeks ranked in the FCS Top 25 and has been ranked in the Top 10 in each of the last two seasons, reaching No. 4 in 2016 and climbing as high as No. 8 nationally during the 2017 season. Thompson has built the Bulldogs into one of the top rushing offenses in all of college football. With one of the youngest offenses in the country, The Citadel finished No. 2 nationally at 294.6 yards rushing per game in 2017. The Bulldogs rushed for over 400 yards in back-to-back wins over Chattanooga and VMI in October. The '17 Bulldogs also featured a defense that led the SoCon in total defense and rushing defense, and was among the league leaders in scoring defense until the season's final week. Eight Bulldogs earned All-SoCon honors during the 2017 season, including first team honorees, center Tyler Davis and safeties Kailik Williams, and Aron Spann III. Davis would be named All-American by College Sports Madness after playing all but four snaps at center for the Bulldogs.

In his first season, Thompson led the Bulldogs to unprecedented heights while authoring one of the best seasons in Southern Conference history.

Thompson's first season in charge featured a program-record 10-game winning streak, a single-season school-record six road victories, only the seventh 8-0 conference record in 84 years of SoCon football, a second consecutive conference championship, a No. 6 national seed in the FCS Playoffs and the first home playoff game in 24 years. He was named Southern Conference Coach of the Year for the 10-2 campaign that resulted in the first time in program history with back-to-back

playoff appearances. Thompson shattered The Citadel's record for wins by a first-year head coach of six that had stood for 100 years and was the second coach in conference history to win eight SoCon games in his first season while becoming the only first-year head coach to lead the Bulldogs to the FCS Playoffs.

Thompson produced three All-Americans, two Academic All-Americans, the Southern Conference Defensive Player of the Year, the Southern Conference Jacobs Blocking Award winner and 11 All-Southern Conference Performers in 2016. In addition, The Citadel claimed eight SoCon player of the week accolades, one SoCon Student-Athlete of the Week and one conference player of the month.

The Bulldogs ranked first in FCS with an average of 348.2 rushing yards per game, the second-highest single-season total at The Citadel, marking only the third time in school history, and the first time since 1994, the Bulldogs led FCS in rushing. The Citadel also ranked first in FCS with a nation-low 3.3 tackles for loss allowed per game and finished the season ranked first in the Southern Conference in 11 total team categories while ranking in the top-10 in FCS in 12 different team categories.

Thompson's approach to developing a complete team was on display in his first season in charge. The Bulldogs ranked seventh in FCS in pass defense, led by SoCon interception champion Dee Delaney, and eighth in the country in total defense, improving by more than 50 yards from the previous season to allow only 302.7 yards per game. The Bulldogs also ranked first in the Southern Conference with only 30 touchdowns allowed in 12 games, an average of 2.5 per game. Special teams played a crucial role in The Citadel's success with a dangerous return game, led by SoCon punt return champion DeAndre Schoultz, clutch kicking and one of the best coverage units in the conference.

Thompson served as the Bulldogs' offensive coordinator and quarterbacks/B-Backs coach for his first two seasons in Charleston. In four seasons calling plays, his physical rushing

THE BRENT THOMPSON FILE

FAMILY

- Wife - Tiffany
- Children - Harper & Emma

EDUCATION

- Norwich - 1998

PLAYING HISTORY

- Norwich - 1996-97

COACHING HONORS

- 2016 SoCon Coach of the Year
- Most Wins by a first year head coach in SoCon history.

Year	School	Position	W-L
1999	Dickinson	GA	--
2000	Dickinson	GA	--
2001	Northeastern	WR	--
2002	Northeastern	WR	--
2003	Bucknell	WR	--
2004	Bucknell	QB	--
2005	Bucknell	QB	--
2006	Bucknell	QB	--
2007	Bucknell	QB	--
2008	Bucknell	OL	--
2009	Bucknell	OC	--
2010	Lenoir-Rhyne	OC	--
2011	Lenoir-Rhyne	OC	--
2012	Lenoir-Rhyne	OC	--
2013	Lenoir-Rhyne	OC	--
2014	The Citadel	OC	--
2015	The Citadel	OC	--
2016	The Citadel	HC	10-2 (8-0)
2017	The Citadel	HC	5-6 (3-5)
2018	The Citadel	HC	3-5 (3-4)
			18-13 (14-9 SoCon)

THOMPSON BY OPPONENT

Opponent	Record
Chattanooga	2-1
Clemson	0-1
ETSU	2-1
Furman	1-2
Gardner-Webb	1-0
Mercer	2-1
Newberry	1-0
North Carolina	0-1
North Greenville	1-0
Presbyterian	1-0
Samford	1-1
Towson	0-1
VMI	3-0
Western Carolina	2-1
Wofford	1-3
TOTALS	18-13
vs. FCS Opponents	15-11
vs. FBS Opponents	0-2
vs. Non-D1	2-0

HEAD COACH BRENT THOMPSON

attack has produced 41 individual 100-yard rushing games, including a single-season program-record 14 in 2015, and has ranked first or second in FCS in rushing yards per game each year. In addition, The Citadel tied a single-season school record with five games of at least 400 rushing yards in 2016.

In 2015, The Citadel earned a co-Southern Conference championship behind a then-school-record-tying six SoCon wins and finished 9-4 overall after advancing to the second round of the NCAA FCS Playoffs for only the second time in school history. The Bulldogs, who finished the season with a conference-best +117 scoring margin that included a +100 margin in SoCon play, earned the program's first road playoff win with a 41-38 victory at Coastal Carolina in the first round of the playoffs.

In The Citadel's 23-22 win at South Carolina, B-Back Tyler Renew piled up a career-high 174 rushing yards, the most allowed at home by South Carolina since 2006 when Doak Walker Award winner and Heisman Trophy finalist Darren McFadden rushed for 219 yards. Renew's total was higher than five teams' rushing totals against the Gamecocks in 2015. The next week, at Coastal Carolina, the Bulldogs broke a school record with four 100-yard rushers and piled up 524 rushing yards, the most in an NCAA Playoff game since 2012 and the second-highest single-game rushing total in FCS in 2015 behind The Citadel's 535 yards in the season opener.

Renew and offensive lineman Sam Frye were named All-Americans, and Frye and fellow offensive lineman Kyle Weaver earned All-Southern Conference honors. In addition, offensive lineman Tyler Davis and B-Back Evan McField earned spots on the All-Southern Conference Freshman Team.

As a team, the Bulldogs broke school records for all-purpose yards, total offense and rushing yards. The Citadel led the Southern Conference, and ranked second in FCS, with an average of 346.9 rushing yards per game, an average of 17.21 yards per completion and allowing 0.62 sacks per game. The Bulldogs also led the SoCon with 5.70 yards per rush and 41 rushing touchdowns.

Quarterback Dominique Allen led the Southern Conference and tied for 17th in FCS, second among quarterbacks, with 13 rushing touchdowns. Allen also ranked third in the SoCon in points responsibility with 104, fifth with 953 rushing yards, seventh with an average of 140.3 yards of total offense per game and eighth with an average of 6.0 points scored per game.

In his first year at The Citadel, Thompson was instrumental in the development of Aaron Miller as the senior ranked second in the Southern Conference with 1,080 rushing yards, the highest total by a Bulldog since 1998, and finished the regular season 31st in the nation and second among quarterbacks. The B-back combination of Renew and Isiaha Smith rushed for 1,352 yards and 10 touchdowns.

Thompson came to Charleston after coordinating the offense at Lenoir-Rhyne from 2010-13. Operating out of the triple option offense, Thompson's attack was tops in rushing in Division II in 2013, averaging 370.9 yards per game, and set the NCAA record for all divisions in rushing yards in a season with 5,563 while advancing to the Division II National Championship Game and a 13-2 overall record.

In 2012 Lenoir-Rhyne compiled 4,515 yards on the ground and finished second in the nation in rushing at 376.2 per game. The Bears also had their highest output of total offense in a season (430.6 ypg) since 1994 and averaged 35.2 points per game.

In 2011 Thompson guided Lenoir-Rhyne to nearly 400 yards of offense per game (397.0 ypg) while the squad averaged 33.6 points per outing. The Bears also ranked third in the nation in rushing (287.1 ypg), and quarterback Major Herron was named to the all-league first team. In his first season at L-R, Thompson headed up a Bear attack in 2010 that averaged more than 400 yards of total offense for the first time in 18 years and led Division II in rushing at 319.5 yards per game.

Thompson went to Lenoir-Rhyne after serving as an assistant coach at Bucknell for seven seasons. In 2009, Thompson served as the Bison's offensive coordinator in addition to his duties as recruiting coordinator and offensive line coach. Thompson started his tenure at the Lewisburg, Pa., school as the wide receivers coach in 2003. As quarterbacks and fullbacks coach in 2004, Thompson mentored quarterback Daris Wilson to first-team All-Patriot League honors.

Prior to Bucknell, Thompson coached the 2001 and 2002 seasons at Northeastern where he oversaw the running backs and was the team's video coordinator. In 2002, Thompson helped lead the Huskies to the Atlantic 10 championship. Thompson coached All-American L.J. McKanas, who broke the school's career rushing record and was second in the nation in that category in 2001.

Thompson, a 1998 graduate of Norwich with a degree in peace, war and diplomacy, was a two-year letterman as a defensive back on the football squad. He began his coaching career at Dickinson in the fall of 1998 as a graduate assistant and worked with the outside linebackers before serving as the wide receivers coach at Stony Brook in 2000.

A native of Poughkeepsie, New York, Thompson is married to the former Tiffany Lebengood. The couple has four-year old twin daughters, Harper and Emma.



HEAD COACH BRENT THOMPSON

THE CITADEL UNDER BRENT THOMPSON

In September	7-4	When allowing 0-13 points	3-0	When gaining 400-499 rush yards	7-0
In October	8-4	When allowing 14-20 points	7-2	When gaining 500+ rush yards	2-0
In November	3-4	When allowing 21-29 points	4-5	With less than 100 passing yards	13-7
In December	0-1	When allowing 30+ points	3-6	With 100-199 passing yards	4-5
In SoCon home games	5-6	When scoring first	10-4	With 200-299 passing yards	0-1
In SoCon road games	9-3	When leading after 1st quarter	7-3	When out-gaining opponents	15-6
In non-conference home games	1-1	When tied after 1st quarter	8-0	When allowing less than 300 yards	10-2
In non-conference road games	3-3	When trailing after 1st quarter	3-8	When allowing 300-399 yards	7-6
vs. ranked FCS opponents at home	2-4	When leading at halftime	11-2	When allowing 400-499 yards	0-2
vs. ranked FCS opponents on road	0-4	When tied at halftime	1-1	When allowing 500+ yards	1-3
vs. FBS opponents	0-2	When trailing at halftime	6-10	When allowing less than 100 rush yards	12-2
In home day games	4-4	When leading after 3rd quarter	13-2	When allowing 100-199 rush yards	2-5
In home night games	2-3	When tied after 3rd quarter	1-3	When allowing 200-299 rush yards	3-4
In road day games	9-5	When trailing after 3rd quarter	4-8	When allowing 300+ rush yards	0-2
In road night games	3-1	In overtime	2-1	When allowing less than 100 pass yards	2-2
In games decided by 10 points or less	11-5	When gaining less than 300 yards	2-3	When allowing 100-199 pass yards	9-4
In games decided by 3 points or less	4-2	When gaining 300-399 yards	4-8	When allowing 200-299 pass yards	3-3
When scoring 0-13 points	0-3	When gaining 400-499 yards	8-2	When allowing 300+ pass yards	3-2
When scoring 14-20 points	3-4	When gaining 500+ yards	4-0	When scoring non-offense TD	5-1
When scoring 21-29 points	4-5	When gaining less than 100 rush yards	0-0	When allowing non-offense TD	1-3
When scoring 30+ points	11-1	When gaining 100-199 rush yards	2-4	When committing 3+ turnovers	0-1
		When gaining 200-299 rush yards	2-6	When forcing 3+ turnovers	7-1
		When gaining 300-399 rush yards	5-3	When leading time of possession	15-6

THE CITADEL GAME HIGHS UNDER THOMPSON

MOST POINTS SCORED

Team	Pts	Year
Presbyterian	48	2017
ETSU	45	2016
Western Carolina	38	2018
Mercer	38	2018

FEWEST POINTS ALLOWED

VMI	3	2017
Presbyterian	7	2017
ETSU	10	2016

*SIX Tied at 14

MOST RUSHING YARDS

Team	Yds	Season
North Greenville	559	2016
Western Carolina	513	2016
Samford	463	2016

MOST PASSING YARDS

Furman	223	2017
ETSU	188	2018
Mercer	180	2017

MOST TOTAL YARDS

Opponent	Yds	Season
Western Carolina	602	2016
North Greenville	599	2016
Samford	542	2016

FEWEST TOTAL YARDS ALLOWED

Western Carolina	121	2016
ETSU	208	2017
ETSU	224	2018

MOST FIRST DOWNS

Opponent	1st	Season
North Greenville	33	2016
Western Carolina	30	2016
Presbyterian	29	2017

TIME OF POSSESSION

Opponent	Time	Season
Western Carolina	43:20	2016
North Carolina	42:25	2016
Presbyterian	40:21	2017

GAMEDAY COACHES LOCATIONS

On the Field:

Brent Thompson _____ Head Coach
 Blake Harrell _____ Defensive Coordinator/Linebackers
 Ron Boyd _____ Offensive Line
 J.P. Gunter _____ Special Teams Coordinator
 Orlando Mitjans, Jr. _____ Cornerbacks
 John Ward _____ Defensive Line
 Colton Korn _____ Special Teams Quality Control

Pressbox:

Lou Conte _____ Offensive Coordinator/QBs/B-Backs
 Brian Rucker _____ Wide Receivers
 Joel Taylor _____ Defensive Pass Game Coordinator/Safeties
 Scott Yielding _____ Outside Linebackers
 Charlie Hopkins _____ Offensive Tackles/Tight Ends
 Will Christopher _____ Defensive Quality Control
 Will Hornsby _____ Offensive Quality Control
 Bobby Ruff _____ Defensive Quality Control

GENERAL NOTES

2018 GAME BY GAME STARTERS

OFFENSE

	WR	LT	LG	C	RG	RT	WR/TE	A-BACK	A-BACK	B-BACK	QB
WOF	Webb	Howard-Whitaker	Lewis	Haas	Davis	McEntyre	Gallman	Johnson	Drakeford	Ward	Black
CHATT	Webb	Howard-Whitaker	Lewis	Haas	Davis	McEntyre	Nixon	Johnson	Drakeford	Ward	Black
MER	Webb	Howard-Whitaker	Lewis	Haas	Davis	McEntyre	Nixon	Johnson	Drakeford	Ward	Black
TOW	Webb	Howard-Whitaker	Lewis	Haas	Davis	McEntyre	Nixon	Johnson	Drakeford	Ward	Black
ETSU	Webb	Howard-Whitaker	Lewis	Haas	Davis	McEntyre	Gallman	Sessions	Drakeford	Ward	Black
VMI	Webb	Howard-Whitaker	Lewis	Haas	Davis	McEntyre	Gallman	Sessions	Smith	Harris	Black
FUR	Webb	Howard-Whitaker	Lewis	Haas	Davis	McEntyer	McCarthy	Sessions	Drakeford	Ward	Black
WCU	Webb	Howard-Whitaker	Lewis	Haas	Davis	McEntyre	Gallman	Njoku	Smith	Harris	Rainey
SAM											
ALA											
CSU											

DEFENSE

	DE	DT	NG	KAT	RLB	KLB	BANDIT	CB	ROVER	FS	CB
WOF	Brawley	Allen	Randolph	Hubbs	Davis	Eubanks	Mack	Buffalo	Spann	Beverly	Barrett
CHATT	Brawley	Allen	Randolph	Hubbs	Dawkins	Eubanks	Mack	Buffalo	Spann	Beverly	Barrett
MER	Brawley	Allen	Randolph	Hubbs	Dawkins	Eubanks	Mack	Buffalo	Spann	Beverly	Barrett
TOW	Brawley	Allen	Randolph	Hubbs	Dawkins	Eubanks	Faulkner	Howard	Spann	Beverly	Barrett
ETSU	Brawley	Allen	Randolph	Hubbs	Dawkins	Eubanks	Faulkner	Buffalo	Spann	Beverly	Bowers
VMI	Brawley	Allen	Randolph	Hubbs	Dawkins	Eubanks	Faulkner	Buffalo	Spann	Beverly	Barrett
FUR	Brawley	Allen	Randolph	Hubbs	Dawkins	Eubanks	Faulkner	Buffalo	Spann	Beverly	Barrett
WCU	Kinsey	Allen	Randolph	Hubbs	Dawkins	Eubanks	Faulkner	Howard	Spann	Beverly	Barrett
SAM											
Ala											
CSU											

STARTS CHART

OFFENSE	'18	'17	'16	'15	TOT	CONS.	DEFENSE	'18	'17	'16	'15	TOT	CONS.
53 Tyler Davis, OL, Jr.	8	11	12	0	31	31	38 Noah Dawkins, LB, Jr.	8	10	11	9	38	8
10 Jordan Black, QB, Jr.	7	0	3	--	9	7	68 Ken Allen, DL, Jr.	8	11	12	--	31	31
2 Rod Johnson, RB, Jr.	4	7	2	--	13	4	24 Aron Spann III, DB, Jr.	8	11	1	--	19	18
63 Drew McEntyre, OL, Jr.	8	11	4	--	23	19	96 Jalon Williams, DE, So.	--	9	--	--	9	--
22 Raleigh Webb, WR, So.	8	11	--	--	19	19	7 Khafari Buffalo, DB, So.	5	3	0	--	8	7
67 Prince Howard-Whitaker, OT, So.	8	11	--	--	19	19	4 Phil Davis, LB, So.	--	1	0	--	1	--
52 J.B. Lewis, OG, So.	8	11	--	--	19	19	55 Russell Hubbs, LB, Jr.	8	2	0	--	10	8
16 Brandon Rainey, QB, So.	1	11	--	--	12	1	92 Aaron Brawley, DL, So.	6	--	--	--	6	--
29 Grant Drakeford, A-Back, Sr.	6	4	1	0	11	1	98 Joseph Randolph II, DL, Jr.	8	--	--	--	8	8
54 Haden Haas, OL, RFr.	8	--	--	--	8	8	9 Willie Eubanks II, LB, So.	8	--	--	--	8	8
8 Lorenzo Ward, B-Back, Jr.	6	--	--	--	6	1	37 Destin Mack, LB, Fr.	3	--	--	--	3	--
21 Curt Nixon, WR, Jr.	3	--	--	--	3	3	17 Chris Beverly, DB, Fr.	8	--	--	--	8	8
89 Attorney Gallman, TE, Jr.	4	--	--	--	4	3	11 Phil Barrett, DB, So.	7	--	--	--	7	7
26 Keyonte Sessions, RB, So.	2	--	--	--	2	2	25 S-T Faulkner, DB, Fr.	5	--	--	--	5	5
18 Dante Smith, RB, RSo.	3	--	--	--	3	3	3 Joshua Bowers, DB, Fr.	1	--	--	--	1	--
5 Clay Harris, RB, Fr.	2	--	--	--	2	1	70 Mason Kinsey, DL, Fr.	1	--	--	--	1	1
12 Ryan McCarthy, WR, RFr.	1	--	--	--	1	--							
28 Nkem Njoku, RB, Fr.	1	--	--	--	1								

MISCELLANEOUS STATS

OPP.	CAPTAINS	TOSS	CHOICE	1ST PLAY	1ST POSS.	2H POSS.	JERSEYS	PANTS
WOF	Allen, Black, Davis, Spann	Loss	Receive	Ward rush	Turnover on Downs	Punt	White	White
CHATT	Black, Hubbs, Johnson, Spann	Loss	Kick	Pass to Webb	Punt	TD	Citadel Blue	White
MER	Allen, Black, Davis, Drakeford	Loss	Receive	Pass to Drakeford	Punt	FG	White	White
TOW	Davis, Nixon, Spann, Williams	Loss	Kick	Johnson rush	Punt	Punt	White	White
ETSU	Black, Spann, Ward, Williams	Won	Kick	Ward rush	TD	Punt	Lead	White
VMI	Allen, Black, Davis, Dawkins	Won	Receive	Pass to Webb	TD	TD	White	Navy
FUR	Allen, Davis, Ward, Williams	Loss	Receive	Pass to Webb	Punt	Punt	Citadel Blue	White
WCU	Davis, Spann	Win	Receive	Rainey rush	TD	TD	White	Lead
SAM								
ALA								
CSU								

GENERAL NOTES

RECORDING THE CITADEL IN 2018

The Citadel's Record in...

September	_____	1-3
October	_____	1-2
November	_____	1-0

The Citadel's Conference Record...

At home	_____	0-3
On the road	_____	3-1

The Citadel's Non-Conference Record

At home	_____	0-0
On the road	_____	0-1

The Citadel's vs. Ranked Opponents...

At home	_____	0-1
On the road	_____	0-2

The Citadel's Record in Games...

Decided by 1-3 points	_____	1-2
4-7 points	_____	1-1
8-10 points	_____	0-0
11-19 points	_____	1-2
20-29 points	_____	0-0
30+ points	_____	0-0

The Citadel's Record When Scoring...

10 or fewer points	_____	0-0
11-19 points	_____	0-1
20-29 points	_____	0-4
30+ points	_____	3-0

The Citadel's Record When Allowing...

10 or fewer points	_____	0-0
11-19 points	_____	0-0
20-29 points	_____	1-4
30+ points	_____	2-1

The Citadel's Record in Games...

During the day	_____	3-3
At night	_____	0-2
Scoring first	_____	2-2
Opponent scores first	_____	1-3
Leading after 1st quarter	_____	0-1
Trailing after 1st quarter	_____	1-2
Tied after 1st quarter	_____	2-0
Leading at halftime	_____	0-0
Trailing at halftime	_____	2-3
Tied at Half	_____	1-1
Leading after 3rd quarter	_____	1-1
Trailing after 3rd quarter	_____	1-2
Tied after 3rd quarter	_____	1-2
In overtime	_____	0-1

The Citadel's record with...

100-yard rusher	_____	3-2
100-yard receiver	_____	0-1
Less than 300-yards total offense	_____	0-1
300-399 yards total offense	_____	1-3
400-499 yards total offense	_____	2-1
500+ yards total offense	_____	0-0
Committing fewer turnovers	_____	3-1
Committing more turnovers	_____	0-3
Turnovers are equal	_____	0-1

The Citadel's Rushing Totals...

Under 200 yards rushing	_____	0-1
200-299 yards rushing	_____	0-3
300-399 yards rushing	_____	2-1
Rushing for over 400 yards	_____	1-0

TALE OF THE TAPE



The Citadel		Samford
28.2	Points	39.8
374.4	Total Offense	521.3
284.0	Rushing Yards	131.1
61.1	Rushing Attempts/Game	30.8
4.6	Yards Per Carry	4.3
90.4	Passing Yardage	390.2
11.8	Passing Attempts/Game	48.7
17.6	Yards Per Pass Completion	11.3
30.2	Points Allowed	24.6
402.0	Total Defense	371.4
160.2	Rushing Yards Allowed	149.9
4.7	Yards Per Carry Allowed	3.6
241.8	Passing Yards Allowed	221.6
13.2	Yards Per Completion Allowed	12.0
+1	Turnover Margin	-5

Leaders

Black (723)	Passing Yards	Hodges (3475)
Black (3)	Passing TDs	Adams (30)
Ward (573)	Rushing Yards	Ware (370)
Black (10)	Rushing TDs	Ware (6)
Webb (14)	Receptions	McKnight (76)
Webb (2)	Receiving TDs	Shelling (9)
Webb (336)	Receiving Yards	McKnight (1157)
Eubanks III (64)	Tackles	Harris (71)
Dawkins/Kinsey (5.0)	Sacks	Gooden (5.5)
Spann III (3)	Interceptions	Montgomery/Barton (2)



THE LAST TIME...

PASSING**30 Pass Attempts**

CIT: 38 by Tommy Edwards at Georgia Southern (2009)

Opp.: 37 by Robert Riddle, Mercer (2018)

40 Pass Attempts

CIT: 48 by Bart Blanchard vs. Georgia Southern (2008)

Opp.: 63 by Reece Udinski, VMI (2018)

20 Completions

CIT: 23 by Tommy Edwards at Georgia Southern (2009)

Opp.: 25 by Robert Riddle, Mercer (2018)

200 Passing Yards

CIT: 223 by Jordan Black at Furman (2017)

Opp.: 253 by Tom Flacco, Towson (2018)

300 Passing Yards

CIT: 358 by Bart Blanchard vs. Georgia Southern (2008)

Opp.: 347 by Robert Riddle, Mercer (2018)

400 Passing Yards

CIT: 428 by Kip Allen vs. Wofford (1985)

Opp.: 437 by Reece Udinski, VMI (2018)

Three Touchdown Passes

CIT: 3 by Jordan Black vs. Presbyterian (2017)

Opp.: 3 by Robert Riddle, Mercer (2018)

Four Touchdown Passes

CIT: 6 by Bart Blanchard vs. Presbyterian (2009)

Opp.: 5 by Reece Udinski, VMI (2018)

RUSHING**25 Rushing Attempts**

CIT: 31 by Brandon Rainey at Western Carolina (2018)

27 by Clay Harris at Western Carolina (2018)

Opp.: 32 by Jerick McKinnon, Georgia Southern (2013)

35 Rushing Attempts

CIT: 35 by Lorenzo Ward at Towson (2018)

Opp.: 35 by Jerick McKinnon, Georgia Southern (2010)

100 Rushing Yards

CIT: 188 by Brandon Rainey at Western Carolina (2018)

126 by Clay Harris at Western Carolina (2018)

Opp.: 185 by Tom Flacco, Towson (2018)

200 Rushing Yards

CIT: 285 by Tyler Renew vs. Samford (2016)

Opp.: 291 by Armanti Edwards, Appalachian State (2007)

Three Rushing Touchdowns

CIT: 3 by Tyler Renew vs. Samford (2016)

Opp.: 3 by JeMar Lincoln, Furman (2018)

FCS Opp.: 3 by Mike Holloway, Charleston Southern (2015)

Four Rushing Touchdowns

CIT: 5 by Ben Dupree at Old Dominion (2013)

Opp.: 4 by PJ Hill, Wisconsin (2007)

FCS Opp.: 4 by Chaz Williams, Georgia Southern (2004)

Two 100-Yard Rushers in Same Game

CIT: Brandon Rainey (188) and Clay Harris (126) at W. Carolina (2018)

Opp.: Mike Holloway (172) and Darius Hammond (129), Charleston Southern (2015)

Three 100-Yard Rushers in Same Game

CIT: Dominique Allen (174), Tyler Renew (129), Cam Jackson (113) and Vinny Miller (100) at Coastal Carolina, 2015

Opp.: Brothel Cole (137), Steve Bishop (101), Mike Glenn (100), Furman (1980)

Four 100-Yard Rushers in Same Game

CIT: Dominique Allen (174), Tyler Renew (129), Cam Jackson (113) and Vinny Miller (100) at Coastal Carolina, 2015

Two Players with Three Rushing Touchdowns in Same Game

CIT: Erick Little (3) and Everette Sands (3) vs. Lees-McRae (1993)

RECEIVING**10 Receptions**

CIT: 10 by Andre Roberts at Chattanooga (2009)

Opp.: 11 by Kris Thornton, VMI (2018)

100 Receiving Yards

CIT: 116 by Raleigh Webb vs. ETSU (2018)

Opp.: 146 by Kris Thornton, 117 by Jakob Herres, VMI (2018)

Three Touchdown Receptions

CIT: 4 by Andre Roberts vs. Presbyterian (2009)

Opp.: 3 by Austin Duke, Charlotte (2014)

SPECIAL TEAMS**Three Field Goals Made**

CIT: 3 by Cody Clark vs. Samford (2016)

Opp.: 3 by Aidan O'Neill, Towson (2018)

Four Field Goals Made

CIT: 5 by Eric Goins vs. VMI (2015)

Opp.: by JJ Jerman, ETSU (2018)

DEFENSE**20 Tackles**

CIT: 23 by Rod Harland vs. Wofford (2011)

Opp.: 20 by Allan Cratsenberg, VMI (2016)

Three Sacks

CIT: 3.0 by Mitchell Jeter at Samford (2015)

Opp.: 3.0 by Patrick Hatcher, Samford (2008)

Two Interceptions

CIT: 2 by Noah Dawkins, Wofford (2018)

Opp.: 2 by Tyree Robinson, ETSU (2018)

Interception Returned for Touchdown

CIT: Noah Dawkins (47 yards) at Wofford (2018)

Opp.: Tyree Robinson (28 yards), ETSU (2018)

Two Interceptions Returned for Touchdowns in Same Game

CIT: Cortez Allen (7 yards) and Demetrius Jackson (52 yards) vs. Chowan (2010)

Four Interceptions

CIT: vs. VMI - Q. Washington (2), Malik Diggs, Tevin Floyd (2015)

Fumble Returned for Touchdown

CIT: Jonathan King (54 yards) at VMI (2016)

Opp.: Michael Murphy (48 yards), Western Carolina (2018)

Safety Scored

CIT: Cam Jackson/Team blocked punt vs. WCU (2017)

Opp.: Wofford tackled Ben Dupree in end zone (2011)

Blocked Punt

CIT: Sean-Thomas Faulkner and Bradley Carter vs. Western Carolina (2018)

Opp.: Armani Helligar, Wofford (2016)

Blocked Punt Returned for Touchdown

CIT: Dante Smith (2 yards) at Western Carolina (2018)

Opp.: Marcus Pendergrass (2 yards), Chattanooga (2002)

Punt Returned for Touchdown

CIT: DeAndre Schoultz (81 yards) at Gardner-Webb (2016)

Opp.: Darius Hammond (74 yards), Charleston Southern (2014)

Two Punt Returns for Touchdowns in Same Game

CIT: Carlos Frank (53 and 80 yards) vs. Newberry (1997)

Kickoff Returned for Touchdown

CIT: Rod Johnson (94 yards) vs. Mercer (2018)

Opp.: Tim Maypray (99 yards), VMI (2007)

Blocked Field Goal

CIT: Jonathan King at Wofford (2016)

Opp.: By VMI (2017)

Blocked Field Goal Returned for Touchdown

CIT: Demetrius Jackson (74 yards) vs. Chowan (2010)

Opp.: J.D. Dothard (64 yards), Chattanooga (2008)

Blocked PAT

CIT: Ken Allen at VMI (2018)

Opp.: Jon Strozyk, VMI (2016)

Defensive Extra Point Scored

CIT: Never

Opponent: Robert Mason, VMI (2003)

MISC**Earned Shutout**

Citadel: vs. Davidson, 69-0

Opponent: at Wofford, 0-35

Beat FBS Team

Citadel: at South Carolina, 2015

NUMERICAL ROSTER

No.	Player	Pos.	Ht.	Wt.	Cl.	Hometown / Previous School
2	Rod Johnson	A-Back	5-11	198	Jr.	Ninety-Six, S.C. / Ninety-Six
3	Joshua Bowers	DB	5-10	172	Fr.	New Port Richey, Fla. / East Lake
4	Phil Davis	LB	6-1	225	Jr.	Marietta, Ga. / Hillgrove
5	Clay Harris	B-Back	6-0	203	Fr.	Atlanta, Ga. / Norcross
6	Lane Botkin	DB	6-0	195	RFr.	Columbia, S.C. / A.C. Flora
7	Khafari Buffalo	DB	6-2	189	Jr.	Sumter, S.C. / Lakewood
8	Lorenzo Ward	B-Back	5-10	211	Jr.	Columbia, S.C. / Dreher
9	Willie Eubanks III	LB	6-2	215	So.	Augusta, Ga. / Laney
10	Jordan Black	QB	6-1	200	Jr.	Vidalia, Ga. / Vidalia
11	Phil Barrett	DB	6-0	160	So.	Columbia, S.C. / Irmo
12	Ryan McCarthy	QB	6-3	200	RFr.	Cumming, Ga. / Pinecrest Academy
13	Cole Owens	WR	5-11	175	RFr.	Irmo, S.C. / Chapin
15	Jalen Smith	QB	6-0	205	Fr.	Columbia, S.C. / Ridgeview
16	Brandon Rainey	QB	6-0	185	So.	Acworth, Ga. / Allatoona
17	Chris Beverly	DB	5-10	181	Fr.	Tallahassee, Fla. / Wakulla
18	Dante Smith	A-Back	5-10	180	RFr.	North Charleston, S.C. / Porter-Gaud
19	Javonte Middleton	QB	6-0	180	Fr.	Savannah, Ga. / H.V. Jenkins
19	Brian Murdaugh	QB	6-0	213	So.	Walterboro, S.C. / Colleton Prep
20	Jay Howard	DB	6-1	180	RFr.	Lewisburg, Tenn. / Marshall County
21	Curt Nixon	WR	6-0	184	Jr.	Folkston, Ga. / Charlton County
22	Raleigh Webb	WR	6-2	195	RSo.	Acworth, Ga. / Allatoona
23	Keefe White	A-Back	5-11	190	Fr.	Montgomery, Ala. / Montgomery Academy
24	Aron Spann III	DB	6-2	212	Sr.	Spartanburg, S.C. / Dorman
25	Sean-Thomas Faulkner	LB	5-11	180	RFr.	Easley, S.C. / Easley
26	Keyonte Sessions	A-Back	5-8	190	So.	Myrtle Beach, S.C. / Myrtle Beach
27	Jaylan Adams	DB	5-10	165	Fr.	Johnson City, Tenn. / Science Hill
28	Nkem Njoku	A-Back	5-10	195	Fr.	Hampton, Ga. / St. Pius X Catholic
29	Grant Drakeford	A-Back	5-10	187	Sr.	Atlanta, Ga. / Riverwood / Georgia State
30	Cliff Barrett II	DB	6-0	190	Gr.	Columbia, S.C. / Irmo / Lenoir-Rhyne
31	Von Ramsey	LB	5-11	190	Fr.	Hodges, S.C. / Greenwood
32	Emeka Nwanze	B-Back	6-0	215	Fr.	John's Creek, Ga. / Centennial
33	Ronald Peterkin	DB	6-0	185	Gr.	Stone Mountain, Ga. / Stephenson / Georgia State
34	Sam Llewellyn	B-Back	5-11	199	Fr.	Fort Lauderdale, Fla. / St. Thomas Aquinas
35	Brian Horn	LB	6-1	195	Fr.	Columbia, S.C. / Westwood
36	Joe Douglas	LB	6-2	200	Fr.	Augusta, Ga. / Aquinas
37	Destin Mack	LB	6-0	190	Fr.	Macon, Ga. / Tattnell Square
38	Noah Dawkins	LB	6-1	225	Sr.	Lyman, S.C. / Byrnes
39	Ryland Ayers	DB	5-9	173	Fr.	Camden, S.C. / Camden
39	Dexter Freeman	A-Back	5-10	187	RFr.	Charleston, S.C. / West Ashley
40	Jordan Williams	LB	6-2	202	Sr.	Columbia, S.C. / Spring Valley
41	Kyler Estes	LB	6-2	220	Fr.	Tallahassee, Fla. / North Florida Christian
42	Brandon Berry	B-Back	5-11	227	So.	Crawfordville, Fla. / Wakulla
43	Hoss Smith	B-Back	5-11	195	So.	Oakland, Neb. / Oakland Craig
44	Jordan Thomas	TE	6-1	223	Jr.	Fairburn, Ga. / Our Lady of Mercy
45	Marvin Marshall	DB	5-11	170	So.	Columbia, S.C. / Ridgeview
46	Isaac Stewart	LB	6-2	247	Gr.	Charlotte, N.C. / Butler / Louisville
48	Gunner Covey	DL	6-2	242	RSo.	Pickens, S.C. / Pickens
49	Marquise Blount	DL	6-3	223	Fr.	Charlotte, N.C. / Vance
50	Caleb Deveaux	LB	6-1	213	Fr.	Waxhaw, N.C. / Marvin Ridge
52	Jon Barrett Lewis	OL	6-2	295	So.	Lenoir, N.C. / Hibriten
53	Tyler Davis	OL	6-1	279	Sr.	Murrells Inlet, S.C. / Waccamaw
54	Haden Haas	OL	6-3	295	RFr.	Cuero, Texas / Cuero
55	Russell Hubbs	LB	6-1	226	Sr.	Rock Hill, S.C. / Northwestern
56	Ronald Prince	OL	6-2	280	Fr.	Valhalla, N.Y. / Archbishop Stepinac
57	Blake Harrison	OL	6-2	270	So.	Atlanta, Ga. / St. Pius X Catholic
58	Denzel Wright	OL	6-1	240	So.	Lawrenceville, Ga. / Grayson
59	Kevin Wilson	OL	6-4	260	So.	Harker Hieghts, Texas / Harker Heights
60	Adam Wawrzynski	DL	6-0	228	Jr.	New Castle, Pa. / Neshannock
61	Mark Weakland	OL	6-2	265	RSo.	State College, Pa. / State College
63	Drew McEntyre	OL	6-3	285	Jr.	Calhoun, Ga. / Calhoun
64	Harry Easler	OL	6-2	285	Jr.	Kingstree, S.C. / Williamsburg Academy
65	Johnathan Toole	OL	6-1	287	Fr.	Spring, Texas / Klein Collins
66	William Jay Smith	DL	6-1	270	Fr.	Charleston, S.C. / West Ashley
67	Prince Howard-Whitaker	OL	6-3	250	So.	Columbia, S.C. / Spring Valley
68	Ken Allen	DL	6-1	282	Sr.	Elberton, Ga. / Elbert County
69	Tyrell Earl	OL	6-3	295	Fr.	Larwenceville, Ga. / Central Gwinnett
70	Mason Kinsey	DL	6-2	228	Fr.	Arlington, Texas / Mansfield Legacy
71	Charley Conley	OL	5-11	273	So.	Parkersburg, W.Va. / Parkersburg

NUMERICAL ROSTER

72	Dalton Owens	DL	6-2	302	So.	Monroe, Ga. / Prince Avenue Christian
73	Patrick Ivey	OL	6-2	270	So.	Augusta, Ga. / Aquinas
74	Nick Hudgens	OL	6-0	250	So.	Columbia, S.C. / A.C. Flora
75	Tanner Lawson	OL	6-2	300	RFr.	Anderson, SC / T.L. Hanna
76	Donnie Brechtel, III	OL	5-11	250	So.	Niceville, Fla. / Niceville
77	Palmer Story	DL	6-0	225	Fr.	Six Mile, S.C. / D.W. Daniel
78	Thomas Crawford	OL	6-3	230	So.	Louisville, Ky. / Trinity
79	Noah Mills	DL	6-3	235	Fr.	Charleston, S.C. / Hanahan
81	Dijon Profit	WR	6-1	190	RSo.	Goose Creek, S.C. / Goose Creek
82	Rashad Riley	WR	6-1	210	RSo.	St. Matthews, S.C. / Calhoun County
83	Cardan Williams	WR	6-0	175	So.	Chester, S.C. / Chester
84	Liam Reid	WR	6-5	210	So.	Irmo, S.C. / Dutch Fork
85	Patrick Keefe	LS	5-11	190	Sr.	Fort Walton Beach, Fla. / Choctawhatchee
86	Jacob Godek	K	6-0	155	Jr.	Longwood, Fla. / Lake Brantley
87	Cameron Roberts	WR	6-1	175	RFr.	North Charleston, SC / Northwood Aca.
88	Shawn McCord	DL	6-2	255	Gr.	Aberdeen, N.J. / Red Bank Catholic / Saint Francis (PA)
89	Attorney Gallman	TE	6-1	255	Jr.	Hiram, Ga. / Hiram
90	Matthew Campbell	P	6-1	227	Fr.	Dacula, Ga. / Mill Creek
91	Bradley Carter	DL	6-2	235	Sr.	Blythewood, S.C. / Westwood
92	Aaron Brawley	DL	6-2	215	So.	Loganville, Ga. / Grayson
93	Gage Russell	P	5-11	160	So.	Florence, S.C. / West Florence
94	Elijah Lowe	DL	6-4	228	Sr.	Easley, S.C. / Easley
95	Blake Oliveira	DL	6-3	255	So.	Maryville, Tenn. / Maryville
96	Jalon Williams	DL	6-2	273	RJr.	Columbia, S.C. / Spring Valley
97	JaBauri Garner	DL	6-2	290	RFr.	Florence, Ala. / Florence
98	Joseph Randolph II	DL	6-3	255	Jr.	Jefferson, Ga. / Jefferson
99	Christian Weyrich	DL	6-0	230	RFr.	Pittsburgh, Pa. / Seton Lasalle
	Damian Crowson	WR	6-0	155	Fr.	Tallahassee, Fla. / Maclay
	Stephon Eugene	A-Back	5-9	195	So.	Seabrook, S.C. / Whale Branch
	Cody Green	LB	5-9	200	Fr.	Knoxville, Tenn. / Hardin Valley Academy
	Darique Hampton	QB	5-10	162	Fr.	Goose Creek, S.C. / Goose Creek
	Daniel Haydel	DB	5-9	165	So.	Sumter, S.C. / Sumter
	Carter Moody	WR	5-9	180	Fr.	Oklahoma City, Okla. / Bishop McGuinness
	Joshua Roides	K	5-7	146	So.	Caledonia, N.Y. / Caledonia-Mumford
	Nic Trocha	DB	6-0	185	Jr.	Greenville, S.C. / St. Joseph's Catholic School
	Eric Vettel	LB	5-10	200	So.	Charleston, S.C. / Bishop England
	Kevin Williams	WR	5-8	155	Fr.	Simpsonville, S.C. / Christ School
	Jeffrey Wood	TE	5-11	225	Fr.	Atlanta, Ga. / North Atlanta

Head Coach:

Brent Thompson (Norwich, 1998), 3rd season

Assistant Coaches:

Lou Conte (Offensive Coordinator / QBs / B-Backs)

Blake Harrell (Defensive Coordinator / LBs)

J.P. Gunter (Special Teams / Recruiting Coordinator)

Ron Boyd (Offensive Line)

Charles Hopkins (Offensive Tackles / TEs)

Orland Mitjans, Jr. (Cornerbacks)

Brian Rucker (Wide Receivers)

Joel Taylor (Defensive Passing Game Coordinator / Safeties)

John Ward (Defensive Line / Academic Coordinator)

Will Hornsby (Offensive Quality Control)

Bobby Ruff (Defensive Quality Control)

Will Christopher (Defensive Quality Control)

Kolton Korn (Special Teams Quality Control / Recruiting Quality Control)

Andy Clawson (Assistant AD / Sports Medicine)

Donnell Boucher (Assistant AD / Strength and Conditioning)

Floris Mendonca (Video Coordinator)

Kate Yeager (Director of Personnel)

PRONUNCIATION GUIDE

Marquise Blount	_____	Mar-KEESE Blunt
Donnie Brechtel	_____	Breck-tool
Khafari Buffalo	_____	Kuh-far-E
Caleb Deveaux	_____	Duh-VO
Willie Eubanks	_____	YOU-banks
Jacob Godek	_____	Go-deck
Haden Haas	_____	Haws
Josh LeBlanc	_____	La-blank
Sam Llewellyn	_____	Lew-EL-in
Javonte Middleton	_____	Juh-von-TAY
Brian Murdaugh	_____	Murr-daw
Nkem Njoku	_____	Nuh-kem N-Joe-coo
Emeka Nwanze	_____	Uh-Mee-Kay N-wan-zay
Keyonte Sessions	_____	Key-on-TAY
Raleigh Webb	_____	Rawl-E
Adam Wawrzynski	_____	war-ZIN-skee
Christian Weyrich	_____	WHY-rich
Jalon Williams	_____	JAY-lin

SOCON STANDINGS - SCHEDULE

ETSU	6-1	.857	8-2	.800	W2 Woff
rd	5-2	.714	6-3	.667	L1 Samford
4-2	.667	5-4	.556	W4 Furman	
	4-2	.667	4-4	.500	W2 Chattan
ooga	4-3	.571	6-3	.667	L1 Mer-
cer	3-3	.500	4-5	.444	L2 The
Citadel	3-4	.429	3-5	.375	W1 Wes
tern Carolina	1-6	.143	3-6	.3	
33	L6 VMI	0-7	.000	1-8	.111 W1



THIS WEEK'S SCHEDULE

Saturday, November 10

Mercer at Chattanooga, 1 p.m.
 Furman at VMI, 1:30 p.m.
 Samford at The Citadel, 2 p.m.
 Wofford at Western Carolina, 3:30 p.m.

LAST WEEK'S RESULTS

Saturday, November 3

Furman 16, Chattanooga 10
 VMI 20, Tusculum 11
 Samford 35, Wofford 20
 ETSU 21, Mercer 18
 The Citadel 38, Western Carolina 24

SOCON PLAYERS OF THE WEEK

Sept. 3

Offense _____ Bryce Nunnally, UTC
 Defense _____ **Noah Dawkins, CIT**
 Specialist _____ Michael Fineran, SAM

Sept. 10

Offense _____ Bryce Nunnally, UTC
 Defense _____ Aaron Harris, SAM
 Specialist _____ Mitchell Fineran, SAM

Sept. 17

Offense _____ Robert Riddle, MER
 Defense _____ Jared Folks, ETSU
 Specialist _____ Cole Fisher, MER

Sept. 24

Offense _____ Reece Udinski, VMI
 Defense _____ Marshall Cooper, UTC
 Specialist _____ **Rod Johnson, CIT**

September

Offense _____ Tyrie Adams, WCU
 Defense _____ Jared Folks, ETSU

Oct. 1

Offense _____ Tyrie Adams, WCU
 Defense _____ Nasir Player, ETSU
 Specialist _____ DeJuan Bell, FUR

Oct. 8

Offense _____ Devlin Hodges, SAM
 Defense _____ Tre'Shun Floyd, SAM
 Specialist _____ Mitchell Fineran, SAM

Oct. 15

Offense _____ Harris Roberts, FUR
 Defense _____ Tyree Robinson, ETSU
 Specialist _____ JJ Jerman, ETSU

Oct. 22

Offense _____ Tyrie Adams, WCU
 Defense _____ Ahmad Gooden, SAM
 Specialist _____ Grayson Atkins, FUR

Oct. 29

Offense _____ Tyrie Adams, WCU
 Defense _____ Donovan Perryman, FUR
 Specialist _____ Grayson Atkins, FUR

October

Offense
 Defense

Nov. 5

Offense
 Defense
 Specialist

Nov. 12


Offense
 Defense
 Specialist

Nov. 19

Offense
 Defense
 Specialist

2018 GAME RECAPS

Sept. 1 • Gibbs Stadium • Spartanburg, S.C.

	THE CITADEL	21
	#10 WOFFORD	28

SPARTANBURG, S.C. -- The Citadel erased a 21-point deficit and had a chance to tie the game in the final seconds before falling, 28-21, at No. 10 Wofford.

After falling behind 21-0 midway through the second quarter, Noah Dawkins intercepted a pass to set the Bulldogs up near red-zone. Three plays later, Lorenzo Ward bowled his way into the end zone for the touchdown.

Dawkins brought the Bulldogs closer on the second play of the third quarter as he stepped in front of another pass for his second interception of the game. He was able to stay on his feet and avoid one tackler on his way to a 47-yard touchdown.

The special teams helped to tie the game as a punt hit off a Wofford player and Keyonte Sessions was there to jump on the ball. Rod Johnson went around left end on a 4th-and-goal at the one for the equalizer.

The Terriers regained the lead in the fourth and the Bulldogs had one last chance to tie the game. The Citadel drove down inside the 10-yard line with under 30 seconds to play, but their fourth-down pass fell incomplete as time expired.

Ward led the offense by rushing for 124 yards and a touchdown. It was the first 100-yard performance of his career.

Dawkins notched a pair of tackles, including one for a nine-yard loss, to go along with the first two interceptions of his career.

Scoring Summary	1	2	3	4	F
The Citadel	0	7	14	0	21
Wofford	14	7	0	7	28

1st Quarter

7:00 WOF - Lovelace 70yd run (Carter kick)
3:34 WOF - McAfee 62yd run (Carter kick)

2nd Quarter

11:06 WOF - McAfee 2yd run (Carter kick)
5:14 CIT - Ward 10yd run (Godek kick)

3rd Quarter

14:55 CIT - Dawkins 47yd interception return (Godek kick)
0:20 CIT - Johnson 1yd run

4th Quarter

7:48 WOF - Morgan 1yd run (Carter kick)

Team Statistics	CIT	WOF
First Downs	13	15
Rush Att.-Net Yards	55-217	44-340
Passing C-A-Int.	1-11-0	4-9-2
Net Passing Yards	23	26
Offensive Plays	66	53
Total Offense	240	366
Fumbles-Lost	0-0	1-1
Penalties-Yards	2-20	3-45
Punts-Average	8-44.6	6-38.8
3rd Down Conversion	2-16	4-10
Time of Possession	32:38	27:22

Rushing

CIT - Ward 22-124, Black 15-40, Johnson 7-28, Drakeford 6-19, Harris 4-14, Smith 1-(-6); WOF - McAfee 8-85, Lovelace 3-75, Mosley 4-67, Neman 6-45, Stoddard 11-37, Morgan 7-20, Walker 5-11.

Passing


CIT - Black 1-11-0-23-0; WOF - Newman 3-8-2-24-0, Mosley 1-1-0-2-0.

Receiving

CIT - Drakeford 1-23; WOF - Morgan 2-21, Hill 1-3, Luther 1-2.

Attendance: 8,930

Sept. 8 • Johnson Hagood Stadium • Charleston, S.C.

	CHATTANOOGA	29
	THE CITADEL	28ot

CHARLESTON, S.C. -- For the second consecutive game, The Citadel football team rallied back from a double-digit deficit in the first quarter before falling at the end of the game.

This time, the Bulldogs suffered a 29-28 overtime defeat at the hands of Chattanooga in the home opener.

After getting behind by two scores, Jordan Black led 12-play drive that ended with Black scoring from three yards out.

The Bulldogs got their second TD of the quarter with just under a minute left after Black hit Grant Drakeford for a 25-yard touchdown.

The Citadel opened the second half in true option style, eating 8:13 off the clock and capping the 17-play drive with a Lorenzo Ward one-yard touchdown run.

The defense would hold the Mocs off the board in the second half thanks to an Aron Spann III interception in the end zone in the fourth quarter.

The Bulldogs got the ball first in overtime and drove down and scored on a Black touchdown run.

The Mocs answered back with a touchdown on their possession and converted the two-point conversion for the win.

The Citadel rushed for 290 yards in the game with freshman Clay Harris leading the way with 70 yards on 15 carries.

Black finished with 47 yards and two scores on the ground, and 90 yards and a TD through the air.

Scoring Summary	1	2	3	4	ot	F
Chattanooga	14	7	0	0	8	29
The Citadel	0	14	7	0	7	28

1st Quarter

8:09 UTC - Nunnally 76yd pass from Tiano (Ulmo kick)
1:43 UTC - Price 16yd run (Ulmo kick)

2nd Quarter

5:50 CIT - Black 3yd run (Godek kick)
2:31 UTC - Nunnally 20yd pass from Tiano (Ulmo kick)
0:46 CIT - Drakeford 25yd pass from Black (Godek kick)

3rd Quarter

6:40 CIT - Ward 1yd run (Godek kick)

Overtime

0:00 CIT - Black 5yd run (Godek kick)
0:00 UTC - Price 4yd run (Giberti pass from Nunnally)

Team Statistics	UTC	CIT
First Downs	18	27
Rush Att.-Net Yards	27-105	70-290
Passing C-A-Int.	16-28-1	6-10-0
Net Passing Yards	347	90
Offensive Plays	55	80
Total Offense	452	380
Fumbles-Lost	0-0	2-2
Penalties-Yards	8-47	7-78
Punts-Average	2-14.5	3-33.7
3rd Down Conversion	4-11	10-16
Time of Possession	22:53	37:07

Rushing

CIT - Harris 15-70, Drakeford 9-62, Black 14-47, Ward 19-45, Smith 5-34, Johnson 6-28, Sessions 2-4; UTC - Price 17-71, Tiano 7-40.

Passing


CIT - Black 6-10-0-90-1; UTC - Tiano 16-28-1-347-2.

Receiving

CIT - Drakeford 2-45, Johnson 1-24, Ward 1-9, Nixon 1-7, Sessions 1-5; UTC - Nunnally 10-268, Parker 5-72, Young 1-7.

Attendance: 8,076

Sept. 22 • Five Star Stadium • Macon, Ga.

		
---	--	--

MACON, Ga. -- Rod Johnson returned a kickoff 94 yards for a touchdown with less than a minute to play to give The Citadel a 38-31 road victory over Mercer.

The Bulldogs gave up an early score, but were able to tie the game on the final play of the first quarter on a 25-yard run from Jordan Black.

The Bulldogs were only trailing by three at the half after Black hit Raleigh Webb on a 77-yard scoring strike with 15 seconds remaining.

The Citadel took its first lead of the game with 4:47 left in the fourth after rattling off 21-straight points.

Jacob Godek capped a 19-play drive with a 27-yard field goal.

After an interception by Khafari Buffalo, Grant Drakeford went around right end for a four-yard touchdown run.

Drakeford helped set up another score with a 61-yard run. That drive was capped by Johnson's five-yard score.

Drakeford led the offense with 139 yards on nine carries. He added two catches for 59 yards.

Jordan Black went 5-for-10 for 167 yards, while rushing 17 times for 61 yards.

The defense recorded six sacks and limited the Bears to just 32 yards rushing.

Scoring Summary	1	2	3	4	F
The Citadel	7	7	3	21	38
Mercer	7	10	7	7	31

1st Quarter

6:49 MER - Mltchell 4yd run (Fisher kick)
0:00 CIT - Black 25yd run (Godek kick)

2nd Quarter

3:44 MER - Fisher 26yd field goal
1:33 MER - Houzah 22yd pass from Riddle (Fisher kick)
0:15 CIT - Webb 77yd pass from Black (Godek kick)

3rd Quarter

11:13 MER - Cannon 15yd pass from Riddle (Fisher kick)
1:15 CIT - Godek 27yd field goal

4th Quarter

9:34 CIT - Drakeford 4yd run (Godek kick)
4:47 CIT - Johnson 5yd run (Godek kick)
1:11 MER - Durden 8yd pass from Riddle (Fisher kick)
0:57 CIT - Johnson 94yd kickoff return (Godek kick)

Team Statistics	CIT	MER
First Downs	21	23
Rush Att.-Net Yards	59-308	29-32
Passing C-A-Int.	5-10-0	25-37-1
Net Passing Yards	167	347
Offensive Plays	69	66
Total Offense	475	379
Fumbles-Lost	0-0	1-0
Penalties-Yards	4-50	4-18
Punts-Average	3-48.7	3-48.7
3rd Down Conversion	6-14	6-12
Time of Possession	32:36	27:24

Rushing

CIT - Drakeford 9-139, Black 17-61, Ward 16-50, Harris 8-22, Johnson 6-19, Sessions 2-10, Smith 1-7 MER - Mitchell 16-52, Devezin 4-27, Riddle 7-(-22), Riley 2-(-25).

Passing


CIT - Black 5-10-0-167-1; MER - Riddle 25-37-1-347-3, Mosley 0-0-0-0-0.

Receiving

CIT - Drakeford 2-59, Nixon 2-31, Webb 1-77; MER - Irvin 7-132, Houzah 5-87, Durden 5-50, Walker 3-12, Cannon 2-24, Mitchell 2-23, Jones 1-19.

Attendance: 11,772

2018 GAME RECAPS

Sept. 29 • Johnny Unitas® Stadium • Towson, Md.		
	THE CITADEL	27
	#25 TOWSON	44

TOWSON, Md. -- Lorenzo Ward ran for a career-high 180 yards in The Citadel's, 44-27, loss at No. 25 Towson.

The junior carried the ball 35 times for an offense that rushed for 341 yards. Ward scored his third rushing touchdown of the season when he broke free for a 38-yard run in the third quarter.

Quarterback Jordan Black continued to lead the Bulldog offense as he rushed for 47 yards and a pair of touchdowns. He scored from one-yard out in the second quarter before outrunning the defense for a 42-yard score in the third quarter.

Kicker Jacob Godek had his best game in a Bulldog uniform as he hit on two field goals and converted all three extra points. He hit field goals of 30 and 47 yards, marking the first time in his career that he made two field goals in a game.

Aron Spann III continued to find his way to the ball as the senior recorded his second interception of the season. Both of his interceptions have occurred in the end zone.

Noah Dawkins had a team-high seven tackles and 1.5 tackles-for-loss.

Scoring Summary	1	2	3	4	F
The Citadel	3	7	14	3	27
Towson	7	17	17	3	44

1st Quarter

12:55 TOW - Gallahan 29yd pass from Flacco (O'Neill kick)
0:47 CIT - Godek 30yd field goal

2nd Quarter

6:40 TOW - Flacco 7yd run (O'Neill kick)
3:09 TOW - Flacco 8yd run (O'Neill kick)
1:08 CIT - Black 1yd run (Godek kick)
0:00 TOW - O'Neill 40yd field goal

3rd Quarter

11:04 TOW - Simpson 34yd run (O'Neill kick)
8:46 CIT - Ward 38yd run (Godek kick)
7:40 TOW - Richardson 24yd pass from Flacco (O'Neill kick)
5:19 CIT - Black 42yd run (Godek kick)
2:27 TOW - O'Neill 22yd field goal

4th Quarter

11:28 CIT - Godek 44yd field goal
6:53 TOW - O'Neill 27yd field goal

Team Statistics

	CIT	TOW
First Downs	22	24
Rush Att.-Net Yards	71-341	41-334
Passing C-A-Int.	3-16-1	16-23-1
Net Passing Yards	63	274
Offensive Plays	87	64
Total Offense	404	608
Fumbles-Lost	0-0	0-0
Penalties-Yards	4-35	5-71
Punts-Average	2-46.5	2-31.5
3rd Down Conversion	11-24	7-11
Time of Possession	29:55	30:05

Rushing

CIT - Ward 35-180, Black 7-47, Drakeford 5-44, Sessions 4-32, Harris 8-23, Johnson 8-20, Smith 3-(-1), Webb 1-(-4). TOW - Flacco 15-185, Young 6-64, Simpson 9-64, Thompson 5-11, Thaenrat 3-10, Stover 2-0.


Passing

CIT - Black 3-16-1-63-0; TOW - Flacco 15-22-1-253-2, Stover 1-1-0-21-0.

Receiving

CIT - Ward 1-24, Webb 1-24, Drakeford 1-15; TOW - Leatherbury 5-77, Allen 3-71, Simpson 3-32, Gallahan 2-46, Richardson 1-24, Clark 1-21, Greenwood 1-3.

Attendance: 7,323

Oct. 13 • Jonson Hagood Stadium • Charleston, S.C.		
	#23 ETSU	26
	THE CITADEL	23

CHARLESTON, S.C. -- The Citadel outgained ETSU on the ground and in the air, but it was a pair of turnovers that were in the difference in a 26-23 loss on Parents' Day.

The Bulldogs got out quickly as Jordan Black hit Raleigh Webb on a 69-yard pass on the opening drive. Black capped the drive with a two-yard touchdown run.

The connection of Black to Webb continued throughout the game as the duo connected on eight passes for 116 yards. Webb became the first Bulldog to eclipse 100 yards since the 2012 season.

Black finished the day 15-of-23 for 188 yards. It was the most passing attempts and completions since the final game of the 2009 season.

Jacob Godek connected on a 36-yard field goal in the second quarter.

Black scored his second rushing touchdown in the fourth quarter, and Clay Harris reached the endzone for the first time in his career with less than a minute to play.

The defense held the Bucs to just 55 yards on the ground and 224 overall.

Noah Dawkins led the way with nine tackles and a pair of sacks.

Joseph Randolph II added five tackles and 1.5 sacks and 3.5 tackles-for-loss.

The defense totaled 11.0 tackles-for-loss and four sacks.

Scoring Summary	1	2	3	4	F
ETSU	3	6	7	10	26
The Citadel	6	3	0	14	23

1st Quarter

11:41 CIT - Black 2yd run (run failed)
2:47 ETSU - Jerman 46yd field goal

2nd Quarter

12:56 ETSU - Jerman 40yd field goal
8:14 CIT - Godek 36yd field goal
3:07 ETSU - Jerman 31yd field goal

3rd Quarter

7:46 ETSU - Kelley 12yd pass from Herink (Jarmon kick)

4th Quarter

8:40 CIT - Black 1yd run (Godek kick)
4:02 ETSU - Jerman 36yd field goal
1:53 ETSU - Robinson 42yd interception return (Jarmon kick)
0:32 CIT - Harris 3yd run (Godek kick)

Team Statistics

	ETSU	CIT
First Downs	13	18
Rush Att.-Net Yards	31-55	54-203
Passing C-A-Int.	15-20-0	15-23-2
Net Passing Yards	169	188
Offensive Plays	51	77
Total Offense	224	391
Fumbles-Lost	0-0	1-0
Penalties-Yards	5-66	6-64
Punts-Average	3-43.3	2-40.5
3rd Down Conversion	4-12	9-17
Time of Possession	29:11	30:49

Rushing

CIT - Ward 20-59, Black 15-53, Harris 9-32, Drakeford 5-26, Sessions 3-26, Smith 2-8; ETSU - Holmes 13-29, Herink 10-23, Saylor 5-9, Spagnoletti 1-(-4).


Passing

CIT - Black 15-23-2-188-0; ETSU - Herink 15-20-0-169-1.

Receiving

CIT - Webb 8-116, Profit 3-39, Drakeford 2-12, Smith 1-19, Sessions 1-2; ETSU - Spagnoletti 5-40, Kelley 4-80, Holmes 4-37, Wick 1-8, Coffee 1-4.

Attendance: 11,043

Oct. 20 • Foster Stadium • Lexington, Va.		
	THE CITADEL	34
	VMI	32

LEXINGTON, Va. -- Jordan Black rushed for 155 yards and two touchdowns, and The Citadel defense stopped a two-point conversion in the final minute to secure a 34-32 victory over VMI in the 2018 edition of the Military Classic of the South.

The victory was the 12th-straight in the series for the Bulldogs.

The Citadel got off to a quick start with a 25-yard touchdown run from Grant Drakeford on the opening possession.

Black would score on a six-yard run in the beginning of the third quarter and end the quarter with a 71-yard touchdown run.

The defense was able to force three turnovers as Aron Spann III forced a fumble in the first half and intercepted a pass in the second half.

Willie Eubanks III recovered the fumble in the first half and later added an interception that set up a field goal. He finished with a team-high 12 tackles.

Special teams played a major part in the victory as Sean-Thomas Faulkner set up a touchdown with a blocked punt, and Ken Allen blocked an extra point in the third quarter.

Jacob Godek connected on both of his field goals (37, 28) and Matthew Campbell averaged 44.2 yards on four punts.

Scoring Summary	1	2	3	4	F
The Citadel	7	7	14	6	34
VMI	7	7	6	12	32

1st Quarter

10:47 CIT - Drakeford 25yd run (Godek kick)
6:22 VMI - Myers 6yd pass from Udinski (Clemons kick)

2nd Quarter

11:57 CIT - Harris 1yd run (Godek kick)
0:16 VMI - Thornton 21yd pass from Udinski (Clemons kick)

3rd Quarter

10:47 CIT - Black 6yd run (Godek kick)
1:23 VMI - Martin 6yd pass from Udinski (kick blocked)
0:41 CIT - Black 71yd run (Godek kick)

4th Quarter

9:42 CIT - Godek 37yd field goal
8:12 VMI - Thornton 65yd pass from Udinski (pass failed)
2:38 CIT - Godek 28yd field goal
0:34 VMI - Herres 27yd pass from Udinski (pass failed)

Team Statistics

	CIT	VMI
First Downs	15	28
Rush Att.-Net Yards	63-335	19-65
Passing C-A-Int.	3-7-1	48-64-2
Net Passing Yards	31	437
Offensive Plays	70	83
Total Offense	366	502
Fumbles-Lost	2-1	2-1
Penalties-Yards	4-55	5-40
Punts-Average	4-44.2	5-21.0
3rd Down Conversion	7-16	5-13
Time of Possession	31:46	28:14

Rushing

CIT - Black 23-155, Ward 18-67, Drakeford 6-60, Smith 5-21, Harris 5-17, Nwanze 2-8, Sessions 2-7, Webb 1-1; VMI - Ramsey 5-45, Jackson 1-10, Udinski 6-9, Myers 6-8, Paladino 1-(-7).

Passing


CIT - Black 3-7-1-31-0; VMI - Udinski 48-63-2-437-5.

Receiving

CIT - Webb 2-23, Smith 1-8; VMI - Thornton 11-146, Ramsey 8-36, Martin 7-31, Myers 7-31, Herres 6-117, Lara 3-34, Rider 3-33, Bridy 2-7, Humphrey 1-2.

Attendance: 7,002

2018 GAME RECAPS

Oct. 27 • Johnson Hagood Stadium • Charleston, S.C.		
	FURMAN	28
	THE CITADEL	17

CHARLESTON, S.C. -- The Citadel got a school record touchdown pass from Jordan Black to Raleigh Webb, but it was not enough in a 28-17 setback to Furman at Johnson Hagood Stadium.

With the Bulldogs down by four in the third quarter, Black found Webb in the post for a 91-yard touchdown. The pass broke the record of 84 yards that was set in 1983.

The Citadel got on the board first as Jacob Godek connected on a 44-yard field goal. It tied for his longest of the season.

Black scored his 10th rushing touchdown of the season with a one-yard run in the second quarter.

Black finished the game with 62 yards on the ground and 161 through the air.

Special teams played a big part in the game as punter Matthew Campbell had five of his seven punts downed inside the 20-yard line, including two downed at the one.

Ryan McCarthy saw his first action at wide receiver and caught three passes for 27 yards.

The Bulldog defense finished with three sacks and 12 tackles-for-loss. Willie Eubanks III led the way with 13 tackles, three tackles-for-loss and a sack.

Joseph Randolph II added seven tackles, three tackles-for-loss and a sack.

Noah Dawkins was also in double figures in tackles with 11.

Scoring Summary	1	2	3	4	F
Furman	7	7	0	14	28
The Citadel	3	7	7	0	17

1st Quarter

9:03 CIT - Godek 44yd field goal
4:01 FUR - Lincoln 6yd run (Atkins kick)

2nd Quarter

9:58 CIT - Black 1yd run (Godek kick)
7:04 FUR - Lincoln 1yd run (Atkins kick)

3rd Quarter

6:46 CIT - Webb 91yd pass from Black (Godek kick)

4th Quarter

9:12 FUR - Lincoln 4yd run (Atkins kick)
2:04 FUR - Perryman 20yd fumble return (Atkins kick)

Team Statistics

	FUR	CIT
First Downs	14	13
Rush Att.-Net Yards	49-165	46-157
Passing C-A-Int.	9-12-0	8-16-0
Net Passing Yards	140	161
Offensive Plays	61	62
Total Offense	305	318
Fumbles-Lost	1-0	2-2
Penalties-Yards	4-40	6-38
Punts-Average	7-50.9	7-43.4
3rd Down Conversion	2-10	6-15
Time of Possession	31:22	28:38

Rushing

CIT - Black 22-62, Ward 12-48, Smith 5-23, Drakeford 4-14, Njoku 2-7, Harris 1-3; FUR - Wyn 9-86, Dirks 10-36, Lincoln 17-31, Watkins 5-24, Maples 1-4, abrams 1-1, Gibson 1(-1), Sisson 2(-13).


Passing

CIT - Black 8-16-0-161-1; FUR - Lincoln 9-12-0-140-0.

Receiving

CIT - McCarthy 3-27, Webb 2-96, Smith 2-8, Drakeford 1-30; FUR - Burnette 4-71, Gordon 4-67, Miller 1-2.

Attendance: 8,574

Nov. 3 • E.J. Whitmire Stadium • Cullowee, N.C.		
	THE CITADEL	38
	W. CAROLINA	24

CULLOWEE, N.C. -- The Citadel defense pitched a second-half shutout, and special teams blocked a pair of punts, in propelling the Bulldogs to a 38-24 victory over Western Carolina.

Brandon Rainey, making his first start at quarterback, rushed for a 43-yard touchdown on the opening possession of the game.

Jacob Godek would add a 24-yar field goal in the second quarter, but the Bulldogs would go into the locker room trailing 24-10.

The second started with Sean-Thomas Faulkner blocking a punt that was followed by a 19-yard touchdown run from Clay Harris.

Later in the quarter, Bradley Carter blocked a punt that was scooped up by Dante Smith for the touchdown to tie the game.

Harris gave the Bulldogs the lead in the fourth quarter with his second touchdown run of the game.

The Catamounts threatened to tie the game with a long pass, but Ronald Peterkin knocked the ball loose and Jay Howard returned the fumble to near midfield.

Raleigh Webb took the reverse and outran the defense for a 59-yar score to give The Citadel a 14-point lead.

Noah Dawkins iced the game with a sack that forced a fumble recovered by Willie Eubanks III.

Rainey led the offense with 188 yards on the ground, while Harris added 126.

Mason Kinsey recorded 2.5 sacks and forced two fumbles.

Scoring Summary	1	2	3	4	F
The Citadel	7	3	14	14	38
Wester Carolina	10	14	0	0	24

1st Quarter

12:09 CIT - Rainey 43yd run (Godek kick)
9:01 WCU - Horton 24yd field goal
6:22 WCU - Murphy 48yd fumble return (Horton kick)

2nd Quarter

12:55 CIT - Godek 24yd field goal
12:42 WCU - Spencer 75yd run (Horton kick)
3:37 WCU - Spencer 2yd run (Horton kick)

3rd Quarter

10:25 CIT - Harris 19yd run (Godek kick)
2:03 CIT - Smith 2yd blocked punt return (Godek kick)

4th Quarter

13:41 CIT - Harris 10yd run (Godek kick)
6:35 CIT - Webb 59yd run (Godek kick)

Team Statistics

	CIT	WCU
First Downs	21	16
Rush Att.-Net Yards	71-421	34-186
Passing C-A-Int.	0-1-0	12-21-1
Net Passing Yards	0	184
Offensive Plays	72	55
Total Offense	421	370
Fumbles-Lost	5-2	5-2
Penalties-Yards	9-112	7-61
Punts-Average	4-50.2	4-22.2
3rd Down Conversion	9-16	3-12
Time of Possession	34:52	25:08

Rushing

CIT - Rainey 31-188, Harris 27-126, Webb 1-59, Smith 3-24, Nwanze 5-12, Njoku 2-10, Llewellyn 1-4; WCU - Spencer 13-122, Adams 21-64.


Passing

CIT - Rainey 0-1-0-0-0; WCU - Adams 12-21-1-184-0.

Receiving

WCU - Mathis 5-70, Patten 3-80, Mullen 3-34, Spencer 1-0.


Attendance: 10,499

Nov. 10 • Johnson Hagood Stadium • Charleston, S.C.		
	SAMFORD	
	THE CITADEL	

CHARLESTON, S.C. --


2018 GAME RECAPS

Nov. 17 • Bryant Denney Stadium • Tuscaloosa, Ala.

	THE CITADEL	
	ALABAMA	

TUSCALOOSA, Ala. --

Nov. 29 • Johnson Hagood Stadium • Charleston, S.C.

	CHARLESTON SO.	
	THE CITADEL	

CHARLESTON, S.C. --

INDIVIDUAL GAME-BY-GAME

Rushing (Att.-Yards-TD)

	WOF	CHATT	MER	TOW	ETSU	VMI	FUR	WCU	SAM	ALA	CSU
Jordan Black	15-40-0	14-47-2	17-61-1	7-47-2	15-53-2	23-155-2	22-62-1	DNP			
Grant Drakeford	6-19-0	9-62-0	9-139-1	5-44-0	5-26-0	6-60-1	4-14-0	DNP			
Clay Harris	4-14-0	15-70-0	8-22-0	8-23-0	9-31-1	5-17-1	1-3-0	27-126-2			
Rod Johnson	7-26-1	6-28-0	6-19-1	8-20-0	DNP	DNP	DNP	DNP			
Sam Llewellyn	DNP	DNP	DNP	DNP	DNP	DNP	DNP	1-4-0			
Nkem Njoku	DNP	DNP	DNP	DNP	---	---	2-7-0	2-10-0			
Emeka Nwanze	DNP	DNP	DNP	DNP	DNP	2-8-0	DNP	5-12-0			
Brandon Rainey	DNP	DNP	DNP	DNP	DNP	DNP	DNP	31-188-1			
Keyonte Sessions	---	2-4-0	2-10-0	4-32-0	3-26-0	2-7-0	---	DNP			
Dante Smith	1-(-6)-0	5-34-0	1-7-0	3-(-1)-0	2-8-0	5-21-0	5-23-0	3-24-0			
Lorenzo Ward	22-124-1	19-45-1	16-50-0	35-180-1	20-59-0	18-67-0	12-48-0	DNP			
Raleigh Webb	---	---	---	1-(-4)-0	---	1-1-0	---	1-59-1			

Receiving (Rec.-Yards-TD)

	WOF	CHATT	MER	TOW	ETSU	VMI	FUR	WCU	SAM	ALA	CSU
Grant Drakeford	1-23-0	2-45-1	2-59-0	1-15-0	2-12-0	---	1-30-0	DNP			
Rod Johnson	---	1-24-0	---	---	DNP	DNP	DNP	DNP			
Ryan McCarthy	---	---	---	---	---	---	3-27-0	---			
Curt Nixon	---	1-7-0	2-31-0	---	DNP	DNP	---	---			
Dijon Profit	---	---	---	---	3-39-0	---	---	---			
Keyonte Sessions	---	1-5-0	---	---	1-2-0	---	---	DNP			
Dante Smith	---	---	---	---	1-19-0	1-8-0	2-8-0	---			
Lorenzo Ward	---	1-9-0	---	1-24-0	---	---	---	DNP			
Raleigh Webb	---	---	1-77-1	1-24-0	8-116-0	2-23-0	2-96-1	---			

Passing (Comp.-Att.-Int.-Yards-TD)

	#10 Jordan Black	#16 Brandon Rainey
Wofford	1-11-0-23-0	DNP
Chattanooga	6-10-0-90-1	DNP
Mercer	5-10-0-167-1	DNP
Towson	3-16-1-63-0	DNP
ETSU	15-23-2-188-0	DNP
VMI	3-7-1-31-0	DNP
Furman	8-16-0-161-1	DNP
Western Carolina	DNP	0-1-0-0-0
Samford		
Alabama		
Charleston Southern		

Punting/Field Goals (Punts-Avg./FGM-FGA)

	#90 Matthew Campbell P	#86 Jacob Godek FG
Wofford	8-44.6	0-0
Chattanooga	3-33.7	0-1
Mercer	3-48.7	1-1
Towson	3-46.5	2-2
ETSU	2-40.5	1-1
VMI	4-44.2	2-2
Furman	7-43.4	1-1
Western Carolina	4-50.2	1-1
Samford		
Alabama		
Charleston Southern		

TEAM GAME-BY-GAME

<u>Game</u>	<u>Score</u>	<u>First Downs</u>	<u>Time of Possession</u>	<u>Rushing (No-Yds-TD)</u>	<u>Passing (Cmp-Att-Int-Yds-TD)</u>	<u>Total Offense (Plays-Yds-TD)</u>	<u>3rd Down Conv.</u>	<u>Fumbles-Lost</u>
THE CITADEL	21	13	32:38	55-217-2	1-11-0-23-1	66-240-2	2-of-16	0-0
at Wofford	28	15	27:22	44-340-4	4-9-2-26-0	53-366-4	4-of-10	1-1
THE CITADEL	28	27	37:07	70-290-3	6-10-0-90-1	80-380-4	10-of-16	2-2
Chattanooga	29	18	22:53	27-105-2	16-28-1-347-2	55-452-4	4-of-11	0-0
THE CITADEL	38	21	32:36	59-308-3	5-10-0-167-1	69-475-4	6-of-14	0-0
at Mercer	31	23	27:24	29-32-1	25-37-1-347-3	66-379-4	6-of-12	1-0
THE CITADEL	27	22	29:55	71-341-3	3-16-1-63-0	87-404-3	11-of-24	0-0
at Towson	44	24	30:05	41-334-3	16-23-1-274-2	64-608-5	7-of-11	0-0
THE CITADEL	23	18	30:49	54-203-3	15-23-2-188-0	77-391-3	9-of-17	1-0
ETSU	26	13	29:11	31-55-0	15-20-0-169-1	51-224-1	4-of-12	0-0
THE CITADEL	34	15	31:46	63-335-4	3-7-1-31-0	70-366-4	7-of-16	2-1
at VMI	32	28	28:14	19-65-0	48-64-2-437-5	83-502-5	5-of-13	2-1
THE CITADEL	17	13	28:38	46-157-1	8-16-0-161-1	62-318-2	6-of-15	2-2
Furman	28	15	31:22	49-165-3	9-12-0-140-0	61-305-3	2-of-10	1-0
THE CITADEL	38	21	34:52	71-421-4	0-1-0-0-0	72-421-4	9-of-16	5-2
at Western Carolina	24	16	25:08	34-186--2	12-21-1-184-0	55-370-2	3-of-12	5-2
THE CITADEL								
Samford								
THE CITADEL								
at Alabama								
THE CITADEL								
Charleston Southern								

BIG PLAYS

20-Yard Plus Plays

Yds	Type	Player (s)	Opponent
94*	KR	Rod Johnson	Mercer
91*	Pass	Raleigh Webb from Jordan Black	Furman
77*	Pass	Raleigh Webb from Jordan Black	Mercer
71*	Rush	Jordan Black	VMI
69	Pass	Raleigh Webb from Jordan Black	ETSU
61	Rush	Grant Drakeford	Mercer
59*	Rush	Raleigh Webb	Western Carolina
47*	INT	Noah Dawkins	Wofford
44	Pass	Grant Drakeford from Jordan Black	Mercer
43*	Rush	Brandon Rainey	Western Carolina
43	Rush	Lorenzo Ward	Wofford
42*	Rush	Jordan Black	Towson
41	Fumble	Jay Howard	Western Carolina
38*	Rush	Lorenzo Ward	Towson
36	KR	Joshua Bowers	ETSU
34	KR	Rod Johnson	Chattanooga
32	KR	Joshua Bowers	ETSU
30	KR	Rod Johnson	Towson
26	Pass	Curt Nixon from Jordan Black	Mercer
26	Rush	Brandon Rainey	Western Carolina
26	KR	Rod Johnson	Chattanooga
25*	Rush	Grant Drakeford	VMI
25*	Rush	Jordan Black	Mercer
25*	Pass	Grant Drakeford from Jordan Black	Chattanooga
24	KR	Khafari Buffalo	Furman
24	Pass	Lorenzo Ward from Jordan Black	Towson
24	Pass	Raleigh Webb from Jordan Black	Towson
24	Rush	Grant Drakeford	Towson
24	Pass	Rod Johnson from Jordan Black	Chattanooga
23	Rush	Lorenzo Ward	VMI
23	KR	Joshua Bowers	Towson
23	KR	Rod Johnson	Towson
23	Pass	Grant Drakeford from Jordan Black	Wofford
22	PR	Lane Botkin	Furman
22	KR	Rod Johnson	Mercer
21	Pass	Dijon Profit from Jordan Black	ETSU
21	KR	Rod Johnson	Towson
21	Rush	Grant Drakeford	Mercer
20	KR	Joshua Bowers	ETSU
20	Pass	Grant Drakeford from Jordan Black	Chattanooga

* touchdown scored on the play

Longest Plays By the Numbers

Longest Play by Yards	No.	TD
100	0	0
90-99	2	2
80-89	0	0
70-79	2	2
60-69	2	0
50-59	1	1
40-49	6	3
30-39	6	1
20-29	22	3

Longest Play by Yards	No.	TD
Rushing	13	7
Passing	13	3
Punt Returns	1	0
Kick Returns	12	1
Interceptions	1	1
Fumble Returns	1	0
Other	0	0
Total	41	12

20-Yard Plus By Player

Player	No.	TD	R	P	KR	PR	IR
R. Johnson	8	1	0	1	7	0	0
G. Drakeford	8	2	4	4	0	0	0
R. Webb	5	3	1	4	0	0	0
J. Bowers	4	0	0	0	4	0	0
L. Ward	4	1	3	1	0	0	0
J. Black	3	3	3	0	0	0	0
B. Rainey	2	1	2	0	0	0	0
N. Dawkins	1	1	0	0	0	0	1
C. Nixon	1	0	0	1	0	0	0
D. Profit	1	0	0	1	0	0	0
K. Buffalo	1	0	0	0	1	0	0
L. Botkin	1	0	0	0	0	1	0
J. Howard	1	0	0	0	0	0	1*
Total	41	12	13	13	12	1	2*

* Fumble Return

Longest Plays of the Year

Rushing

71 Jordan Black at VMI (10/20)

Rushing Touchdown

71 Jordan Black at VMI (10/20)

Passing

91 Jordan Black to Raleigh Webb
Furman (10/27)

Passing Touchdown

91 Jordan Black to Raleigh Webb
Furman (10/27)

Punt Return

22 Lane Botkin vs. Furman (10/27)

Kickoff Return

94 Rod Johnson at Mercer (9/22)

Interception Return

47 Noah Dawkins at Wofford (9/1)

Fumble Return

41 Jay Howard at Western Carolina (11/3)

Punt

56 Matt Campbell at Western Carolina (11/3)

Field Goal

44 Jacob Godek at Towson (9/29)
Jacob Godek vs. Furman (10/27)

TEAM STATS

Schedule & Results

	Overall	Home	Away	Neutral
ALL GAMES	3-5	0-3	3-2	0-0
CONFERENCE	3-4	0-3	3-1	0-0
NON-CONFERENCE	0-1	0-0	0-1	0-0

Date	Opponent	W/L	Score	Att.
*Sep 1	at Wofford	L	21-28	8,930
*Sep 8	Chattanooga	L	28-29ot	8,076
*Sep 22	at Mercer	W	38-31	11,771
Sep 29	at Towson	L	27-44	7,323
*Oct 13	ETSU	L	23-26	11,043
*Oct 20	at VMI	W	34-32	7,002
*Oct 27	Furman	L	17-28	8,574
*Nov 3	at Western Carolina	W	38-24	10,499

* Southern Conference Game

Score by Quarters

	1	2	3	4	OT	Total
The Citadel	33	55	73	58	7	226
Opponents	69	75	37	53	8	242

Team Statistics

	The Citadel	Opponents
SCORING	226	242
Points Per Game	28.2	30.2
Points Off Turnovers	38	48
FIRST DOWNS	150	152
Rushing	113	61
Passing	28	77
Penalty	9	14
RUSHING YARDAGE	2272	1272
Yards gained rushing	2393	1524
Yards lost rushing	121	252
Rushing Attempts	489	273
Average Per Rush	4.6	4.7
Average Per Game	284.0	159.0
TDs Rushing	23	15
PASSING YARDAGE	723	1934
Comp-Att-Int	41-94-4	146-215-8
Average Per Pass	7.7	9.0
Average Per Catch	17.6	13.2
Average Per Game	90.4	241.8
TDs Passing	3	13
TOTAL OFFENSE	2995	3206
Total Plays	583	488
Average Per Play	5.1	6.6
Average Per Game	374.4	400.8
KICK RETURNS: #-Yards	25-545	19-385
PUNT RETURNS: #-Yards	20-179	11-96
INT RETURNS: #-Yards	8-51	4-98
KICK RETURN AVERAGE	21.8	20.3
PUNT RETURN AVERAGE	8.9	8.7
INT RETURN AVERAGE	6.4	24.5
FUMBLES-LOST	12-7	10-4
PENALTIES-Yards	42-452	41-388
Average Per Game	56.5	48.5
PUNTS-Yards	33-1460	32-1151
Average Per Punt	44.2	36.0
Net punt average	38.9	29.8
KICKOFFS-Yards	43-2536	46-2581
Average Per Kick	59.0	56.1
Net kick average	40.1	37.2
TIME OF POSSESSION/Game	32:18	27:42
3RD-DOWN Conversions	58/135	35/91
3rd-Down Pct	43%	38%
4TH-DOWN Conversions	20/34	5/10
4th-Down Pct	59%	50%
SACKS BY-Yards	24-152	4-30
MISC YARDS	0	0
TOUCHDOWNS SCORED	29	31
FIELD GOALS-ATTEMPTS	8-9	9-12
ON-SIDE KICKS	0-1	0-0
RED-ZONE SCORES	(21-25) 84%	(25-30) 83%
RED-ZONE TOUCHDOWNS	(15-25) 60%	(17-30) 57%
PAT-ATTEMPTS	(28-28) 100%	(27-28) 96%
ATTENDANCE	27693	45526
Games/Avg Per Game	3/9231	5/9105
Neutral Site Games		0/0

INDIVIDUAL STATS

The Citadel Overall Individual Statistics (as of Nov 05, 2018)
All games

Rushing	g	att	gain	loss	net	avg	td	lg	avg/g
Lorenzo Ward	7	142	580	7	573	4.0	3	43	81.9
Jordan Black	7	113	522	51	471	4.2	10	71	67.3
Grant Drakeford	7	44	364	7	357	8.1	2	61	51.0
Clay Harris	8	77	307	1	306	4.0	4	19	38.2
Brandon Rainey	1	31	193	5	188	6.1	1	43	188.0
Dante Smith	8	25	126	16	110	4.4	0	18	13.8
Rod Johnson	4	27	106	13	93	3.4	2	14	23.2
Keyonte Sessions	7	13	88	8	80	6.2	0	19	11.4
Raleigh Webb	8	3	60	4	56	18.7	1	59	7.0
Emeka Nwanze	2	7	20	0	20	2.9	0	5	10.0
Nkem Njoku	4	4	23	6	17	4.2	0	16	4.2
Sam Llewellyn	1	1	4	0	4	4.0	0	4	4.0
TEAM	3	2	0	3	-3	-1.5	0	0	-1.0
Total	8	489	2393	121	2272	4.6	23	71	284.0
Opponents	8	273	1524	252	1272	4.7	15	78	159.0

Passing	g	efflc	comp	att	in	pct	yds	td	lg	avg/g
Jordan Black	7	11.43	41	93	4	44.1	723	3	91	103.3
Brandon Rainey	1	0.00	0	1	0	0.0	0	0	0	0.0
Total	8	11.0	41	94	4	43.6	723	3	91	90.4
Opponents	8	15.98	146	215	8	67.9	1934	13	76	241.8

Receiving	g	no.	yds	avg	td	lg	avg/g
Raleigh Webb	8	14	336	24.0	2	91	42.0
Grant Drakeford	7	9	184	20.4	1	44	26.3
Dante Smith	8	4	35	8.8	0	19	4.4
Dijon Profit	8	3	39	13.0	0	21	4.9
Curt Nixon	6	3	38	12.7	0	26	6.3
Ryan McCarthy	7	3	27	9.0	0	11	3.9
Lorenzo Ward	7	2	33	16.5	0	24	4.7
Keyonte Sessions	7	2	7	3.5	0	5	1.0
Rod Johnson	4	1	24	24.0	0	24	6.0
Total	8	41	723	17.6	3	91	90.4
Opponents	8	146	1934	13.2	13	76	241.8

Punt Returns	no.	yds	avg	td	lg
Lane Botkin	11	63	5.7	0	22
Curt Nixon	4	25	6.2	0	15
Sean-Thomas Faul	2	50	25.0	0	0
Rod Johnson	1	0	0.0	0	0
Keyonte Sessions	1	25	25.0	0	0
Bradley Carter	1	14	14.0	0	0
Dante Smith	0	2	0.0	1	2
Total	20	179	8.9	1	22
Opponents	11	96	8.7	0	33

Interceptions	no.	yds	avg	td	lg
Aron Spann III	3	0	0.0	0	0
Willie Eubanks III	2	4	2.0	0	18
Noah Dawkins	2	47	23.5	1	47
Khafari Buffalo	1	0	0.0	0	0
Total	8	51	6.4	1	47
Opponents	4	98	24.5	1	42

Kick Returns	no.	yds	avg	td	lg
Rod Johnson	11	281	25.5	1	94
Joshua Bowers	6	139	23.2	0	36
Khafari Buffalo	4	58	14.5	0	24
Raleigh Webb	4	67	16.8	0	19
Total	25	545	21.8	1	94
Opponents	19	385	20.3	0	39

Fumble Returns	no.	yds	avg	td	lg
Jay Howard	1	41	41.0	0	41
Willie Eubanks III	1	10	10.0	0	10
Total	2	51	25.5	0	41
Opponents	2	68	34.0	2	48

INDIVIDUAL STATS

The Citadel Overall Individual Statistics (as of Nov 05, 2018) All games

Scoring	td	fg	PAT				dx	saf	pts
			kick	rush	rcv	pass			
Jordan Black	10	-	-	-	-	-	-	60	
Jacob Godek	-	8-9	28-28	-	-	-	-	52	
Clay Harris	4	-	-	-	-	-	-	24	
Rod Johnson	3	-	-	-	-	-	-	18	
Grant Drakeford	3	-	-	-	-	-	-	18	
Raleigh Webb	3	-	-	-	-	-	-	18	
Lorenzo Ward	3	-	-	-	-	-	-	18	
Dante Smith	1	-	-	-	-	-	-	6	
Noah Dawkins	1	-	-	-	-	-	-	6	
Brandon Rainey	1	-	-	-	-	-	-	6	
Ryan McCarthy	-	-	-	0-1	-	-	-	0	
Sean-Thomas Faul	-	-	-	-	-	-	-	0	
Total	29	8-9	28-28	0-1	-	-	-	226	
Opponents	31	9-12	27-28	-	1	1-3	-	242	

Total Offense	g	plays	rush	pass	total	avg/g
Jordan Black	7	206	471	723	1194	170.6
Lorenzo Ward	7	142	573	0	573	81.9
Grant Drakeford	7	44	357	0	357	51.0
Clay Harris	8	77	306	0	306	38.2
Brandon Rainey	1	32	188	0	188	188.0
Dante Smith	8	25	110	0	110	13.8
Rod Johnson	4	27	93	0	93	23.2
Keyonte Sessions	7	13	80	0	80	11.4
Raleigh Webb	8	3	56	0	56	7.0
Emeka Nwanze	2	7	20	0	20	10.0
Nkem Njoku	4	4	17	0	17	4.2
Sam Llewellyn	1	1	4	0	4	4.0
TEAM	3	2	-3	0	-3	-1.0
Total	8	583	2272	723	2995	374.4
Opponents	8	488	1272	1934	3206	400.8

Field Goals	fg	pct.	01-19	20-29	30-39	40-49	50-99	lg	blk
Jacob Godek	8-9	88.9	0-0	3-4	3-3	2-2	0-0	44	0

FG Sequence	The Citadel	Opponents
Wofford College	-	-
Chattanooga	21	41,34
Mercer	(27)	(26)
Towson	(30),(44)	(40),(22),(27)
ETSU	(36)	(46),(40),(31),(36)
VMI	(37),(28)	-
Furman	(44)	-
Western Carolina	(24)	(24),48

Punting	no.	yds	avg	lg	tb	fc	i20	50+	blk
Matthew Campbell	33	1464	44.2	56	4	10	15	11	0
Total	33	1464	44.2	56	4	10	15	11	0
Opponents	32	1153	36.0	81	1	3	6	3	4

Kickoffs	no.	yds	avg	tb	ob	retn	net yd	in
Jacob Godek	43	2535	59.0	17	1			
Total	43	2535	59.0	17	1	120.3	40.1	24
Opponents	46	2585	56.1	13	1	121.8	37.2	27

Numbers in (parentheses) indicate field goal was made.

INDIVIDUAL STATS

The Citadel Overall Individual Statistics (as of Nov 05, 2018)
All games

All Purpose	g	rush	rcv	pr	kr	ir	total	avg/g
Lorenzo War	7	573	33	0	0	0	606	86.6
Grant Drakef	7	357	184	0	0	0	541	77.3
Jordan Black	7	471	0	0	0	0	471	67.3
Raleigh Web	8	56	336	0	67	0	459	57.4
Rod Johnson	4	93	24	0	281	0	398	99.5
Clay Harris	8	306	0	0	0	0	306	38.2
Brandon Rain	1	188	0	0	0	0	188	188.0
Dante Smith	8	110	35	2	0	0	147	18.4
Joshua Bowe	5	0	0	0	139	0	139	27.8
Keyonte Sess	7	80	7	25	0	0	112	16.0
Lane Botkin	8	0	0	63	0	0	63	7.9
Curt Nixon	6	0	38	25	0	0	63	10.5
Khafari Buffal	6	0	0	0	58	0	58	9.7
Sean-Thoma	6	0	0	50	0	0	50	8.3
Noah Dawkin	8	0	0	0	0	47	47	5.9
Dijon Profit	8	0	39	0	0	0	39	4.9
Ryan McCart	7	0	27	0	0	0	27	3.9
Emeka Nwan	2	20	0	0	0	0	20	10.0
Nkem Njoku	4	17	0	0	0	0	17	4.2
Bradley Carte	8	0	0	14	0	0	14	1.8
Willie Eubank	8	0	0	0	0	4	4	0.5
Sam Llewelly	1	4	0	0	0	0	4	4.0
TEAM	3	-3	0	0	0	0	-3	-1.0
Total	8	2272	723	179	545	51	3770	471.2
Opponents	8	1272	1934	96	385	98	3785	473.1

DEFENSIVE STATS

The Citadel Overall Defensive Statistics (as of Nov 05, 2018)
All games

#	Defensive Leaders	gp	Tackles			tfl/yds	Sacks no-yds	Pass defense			Fumbles		blkd	
			ua	a	tot			int-yds	brup	qbh	rcv-yds	ff	kick	saf
9	Willie Eubanks III	8	32	32	64	6.0-23	3.5-19	2-4	.	1	2-10	.	.	.
38	Noah Dawkins	8	35	16	51	12.5-66	5.5-43	2-47	.	1	.	1	.	.
17	Chris Beverly	8	25	16	41	5.0-7
24	Aron Spann III	8	26	8	34	.	.	3-0	1
98	Joseph Randolph II	8	16	15	31	13.0-38	4.0-20	.	.	1
7	Khafari Buffalo	6	20	8	28	1.0-2	.	1-0	6	1
25	Sean-Thomas Faulkn	6	13	11	24	1.5-3	.	.	1	1	.	.	2	.
92	Aaron Brawley	8	13	10	23	1.5-5	0.5-1	.	1	1
55	Russell Hubbs	8	14	8	22	4.5-26	2.0-19	.	1	.	.	1	.	.
11	Phil Barrett	8	14	2	16	1.0-1	.	.	3	.	.	1	.	.
68	Ken Allen	8	7	8	15	3.0-4	.	.	.	2	.	.	1	.
4	Phil Davis	7	10	5	15	2.0-3
70	Mason Kinsey	8	7	6	13	6.0-35	5.0-31	.	2	2	.	2	.	.
6	Lane Botkin	8	8	3	11
33	Ronald Peterkin	7	7	4	11	0.5-1	2	.	.
20	Jay Howard	7	8	1	9	.	.	.	2	.	1-41	.	.	.
37	Destin Mack	8	6	2	8	.	.	.	1	1
96	Jalon Williams	8	3	5	8	3.0-12	2.5-12	.	.	1
46	Isaac Stewart	6	7	1	8
40	Jordan Williams	5	3	3	6	0.5-5	0.5-5	.	.	3
26	Keyonte Sessions	7	4	2	6	1-0	1	1	.
3	Joshua Bowers	5	4	1	5	0.5-2
39	Ryland Ayers	7	4	1	5
88	Shawn McCord	8	2	2	4	1.5-4	0.5-2
18	Dante Smith	8	1	2	3
5	Clay Harris	8	2	1	3
36	Joe Douglas	8	1	2	3
12	Ryan McCarthy	7	.	3	3
85	Patrick Keefe	8	2	.	2
49	Marquise Blount	5	.	2	2
30	Cliff Barrett II	2	.	1	1
8	Lorenzo Ward	7	1	.	1
48	Gunner Covey	8	.	1	1
29	Grant Drakeford	7	.	1	1
99	Christian Weyrich	3	.	1	1
44	Jordan Thomas	1	1	.	1
67	P. Howard-Whitaker	8	1	.	1
91	Bradley Carter	8	1	.
	Total	8	297	184	481	63-237	24-152	8-51	18	15	4-51	8	5	.
	Opponents	8	332	408	740	29-105	4-30	4-98	18	9	7-68	6	.	.