



TM

# WE ARE THE AMERICAN



[THEAMERICAN.ORG](http://THEAMERICAN.ORG)

[@AMERICAN\\_FB](https://www.facebook.com/AMERICAN_FB)

[#AMERICANPOW6R](https://twitter.com/AMERICANPOW6R)

## 2021 FOOTBALL GUIDE

## Table Of Contents

American Athletic Conference .....	2-16
Conference Bio .....	2-3
Conference/NCAA Champions .....	4
All-Time Conference Champions .....	5-6
Commissioner Mike Aresco .....	7-8
Conference Staff .....	9-13
College Football Playoff .....	14
American Bowl Partnerships .....	15
American Athletic Conference Notebook .....	16

### The Teams

UCF Knights .....	17-18
Cincinnati Bearcats .....	19-20
East Carolina Pirates .....	21-22
Houston Cougars .....	23-24
Memphis Tigers .....	25-26
Navy Midshipmen .....	27-28
South Florida Bulls .....	29-30
SMU Mustangs .....	31-32
Temple Owls .....	33-34
Tulane Green Wave .....	35-36
Tulsa Golden Hurricane .....	37-38

### American Athletic Conference Almanac

2020 In Review .....	39-45
Final Standings .....	39
Bowl Results .....	39
Postseason Award Winners .....	39
Individual Leaders .....	40-41
Team Leaders .....	42-43
All-Conference Teams .....	44
The American Football Championship .....	45

### Record Book

Individual Records .....	46-59
Team Records .....	60-67
Annual Leaders .....	68-70
Annual Standings .....	71-74
Coaching Records .....	75
Streaks/Attendance/Overtime Games .....	76-77
Championship Results .....	78-79
Championship Records .....	80
All-Conference Honors .....	81-83
Weekly Honors .....	84-86
Series Results .....	87-90
National Award Winners .....	91-96
All-Time Polls .....	97-104
The American In The National Polls .....	105
American vs. Ranked Teams .....	106
Weekly National Rankings .....	107-109
The American and the NFL .....	110-111
All-Time Bowl Appearances .....	112
American Bowl Game Records .....	113
National Bowl Results .....	114-119

American Athletic Conference Media Services ..... 120

# AMERICAN ATHLETIC CONFERENCE

545 East John Carpenter Freeway  
Irving, Texas 75062  
469.284.5167  
www.TheAmerican.org

## American Athletic Conference Staff

Commissioner .....	Michael L. Aresco
Senior Associate Commissioner and Chief Operating Officer .....	Donna DeMarco
Senior Associate Commissioner (Governance and Compliance) .....	Ellen Ferris
Senior Associate Commissioner (Broadcasting) .....	Tom Odjakjian
Senior Associate Commissioner (Chief Financial Officer) .....	Stacy Martin
Associate Commissioner (Football) .....	Scott Draper
Associate Commissioner (Basketball) .....	Brian Thornton
Associate Commissioner (Sport Administration and Championships) .....	Robert Weygand
Associate Commissioner (Communications) .....	Chuck Sullivan
Assistant Commissioner (Sport Administration and Basketball Operations) .....	Patrick Colbert
Senior Director of Compliance .....	Andrea Dahly
Director of Broadcast Scheduling .....	Kauri Black
Director of Business Affairs .....	Karen Giblin
Director of Communications .....	Tom Fenstermaker
Director of Creative Design and Services .....	Katie Ristow
Director of Football Operations .....	Ryan Kelly
Director of Social Media and Digital Communications .....	Carlos Olivera
Director of Video Communications and Reporter .....	Morgan Uber
Assistant to the Commissioner .....	Lisa Zanechia
Assistant Director of Communications .....	Tony Jones
Assistant Director of Sport Administration and Championships .....	Jordan Reid
Executive Assistant for Administration .....	Lois DeBlois
Supervisor of Football Officials .....	Bryan Platt
Coordinator of Men's Basketball Officiating .....	Mike Eades
Coordinator of Women's Basketball Officiating .....	Debbie Williamson



### Credits

**Editor:**  
**Photography:**

Chuck Sullivan  
Ben Solomon and member school communications offices.

# THE AMERICAN ATHLETIC CONFERENCE

The American Athletic Conference consists of 12 prestigious institutions: the University of Central Florida, the University of Cincinnati, East Carolina University, the University of Houston, the University of Memphis, the U.S. Naval Academy (in football only), the University of South Florida Southern Methodist University, Temple University, Tulane University, the University of Tulsa, and Wichita State University (in basketball and Olympic sports).

Under the leadership of commissioner Mike Aresco, the American Athletic Conference has fashioned an impressive list of accomplishments in the competitive arena, in the classroom and in support of student-athlete welfare. The American is firmly established as a Power 6 conference thanks to its collection of national team and individual championships, football and basketball postseason victories, expansive media rights contract with ESPN, and its commitment to providing the highest levels of support for student-athletes.

The league has produced four NCAA championship teams in addition to three New Year's Six bowl champions (UCF in 2013 and 2017; Houston in 2015), two NCAA Men's Final Four participants, six Women's Final Four teams, an NIT champion, 13 NCAA individual championships, and a Rhodes Scholar. Additionally, American Athletic Conference teams have advanced to the College World Series, qualified for the match play round of the NCAA Men's Golf Championship and registered multiple top-10 finishes at the NCAA Cross Country and Outdoor Track and Field championships.

The American has seen a member school claim a spot in a New Year's Six bowl six times in the league's first eight football seasons, including the 2020 campaign, when Cincinnati reached the Chick-fil-A Peach Bowl. The American finished the 2019 football season with four top-25 teams; among the 10 FBS conferences, only the SEC and Big Ten had more ranked teams in the final polls.

Individual teams in The American have enjoyed some of their best football seasons in program history as members of the conference. UCF finished in the national top 10 twice as a conference member - in 2013 and 2017. Houston went 13-1 in the 2015 football season, setting a school record for wins, while Navy won a program-record

11 games in 2015, its first season in the conference, and matched that mark with its 2019 campaign. Memphis, which had not won 10 games in a season since 1938, has registered three 10-win seasons in the last six years (2015, 2017, 2019), including a school-record 12 wins in 2019. Temple enjoyed its first 10-win season in school history in 2015. South Florida finished in the top 25 for the first two times in program history (2016, 2017). Cincinnati registered its third and fourth 11-win seasons in program history in 2018 and 2019 and was ranked No. 8 at the end of the 2020 season. SMU returned to national prominence in 2019 with a 10-win season, during which the Mustangs were ranked as high as No. 14 nationally. Tulsa returned to the top 25 for the first time in 11 years in 2020. East Carolina earned a top-20 ranking in 2014, while Tulane has played in three consecutive bowl games for the first time in school history.

Since the conference's reconstitution in 2013-14, teams from The American have registered top-10 national rankings in football, men's basketball, women's basketball, baseball, men's soccer, women's soccer, women's lacrosse, men's golf, men's cross country and men's track and field.

Under The American's banner, Houston's men's basketball team reached the 2021 NCAA Final Four and was ranked No. 3 in the final coaches' poll, while Memphis claimed the 2021 NIT title. Houston's men's track and field team took third place at the 2018 and 2019 NCAA Outdoor Championships. Tulsa has registered top-six national finishes at the 2019 and 2020 NCAA Men's Cross Country Championships.

American Athletic Conference student-athletes have distinguished themselves in all facets of intercollegiate athletics. Memphis quarterback Brady White was the 2020 winner of the National Football Foundation's James V. Campbell Trophy as the top scholar-athlete in college football. Temple linebacker Tyler Matakevich won the Bednarik Award and the Nagurski Trophy as the nation's top defensive player in 2015, while Tulsa linebacker Zaven Collins repeated that feat in 2020. Houston's Ed Oliver won the 2017 Outland Trophy as the nation's best interior lineman. The American has had three top-10 Heisman Trophy finishes as



Cincinnati played in the Chick-fil-A Peach Bowl in 2020, giving The American six New Year's Six bowl appearances in the league's eight seasons

# THE AMERICAN ATHLETIC CONFERENCE

UCF quarterback McKenzie Milton was eighth in 2017 and sixth in 2018, while Navy quarterback Keenan Reynolds was fifth in 2015. Reynolds was also selected as the winner of the 2016 AAU James E. Sullivan Award as the nation's top amateur athlete.

Additionally, SMU's Avery Ackers was chosen as the Division I women's volleyball Academic All-America of the Year in 2015, while Tulsa cross country standout Kirk Smith was chosen as a Rhodes Scholar in the fall of 2016.

American Athletic Conference alumni have made their mark in professional and international sports as well, beginning with the selection of UCF quarterback Blake Bortles by the Jacksonville Jaguars with the No. 3 pick in the 2014 NFL Draft. A number of American Athletic Conference athletes have been selected in the first round of the professional entry drafts in football, basketball, baseball and soccer, including former Memphis center James Wiseman, who was the No. 2 pick in the 2020 NBA Draft, and former Wichita State third-baseman Alec Bohm, the No. 3 selection in the 2018 Major League Baseball Draft. Former SMU standout Bryson DeChambeau, who was the 2014 American Athletic Conference individual champion, went on to win the 2015 NCAA Championship, the 2015 US Amateur title and has since become one of the top players on the PGA Tour, including a win at the 2020 U.S. Open. Former Memphis tennis player Joe Salisbury, a 2014 all-conference selection, has gone on to win the 2020 Australian Open men's doubles championship and the 2021 French Open mixed doubles title. Former Tulane standout Dominik Koepfer has earned a top-50 world ranking in men's tennis. Cincinnati's Jordan Thompson was named to the 12-player United States Olympic volleyball team, joining DeChambeau, Salisbury and Koepfer among the 23 current or former American Athletic Conference student-athletes to be selected to compete in the Tokyo Olympics.

The American announced a lucrative and comprehensive media rights extension with ESPN in May of 2019, providing the conference with a stronger and more extensive presence on ESPN's primary

television networks (ABC, ESPN, ESPN2, ESPNU). Since the extension took effect in the 2020-21 academic year, a minimum of 40 regular-season football telecasts and 60 regular-season men's basketball games per season will appear on those primary networks. Nearly every conference-controlled game in all sports will appear either on an ESPN network or on ESPN+. The football championship game, all rounds of the men's basketball championship, and multiple rounds of the women's basketball championship, will be on linear ESPN television networks.

The first six American Athletic Conference Football Championships were televised by ABC as part of Championship Saturday. Subsequent championship games will appear on either ABC or ESPN through the duration of the 12-year extension.

American Athletic Conference teams have access to the pinnacle of college football's postseason structure. An American representative would be chosen for the College Football Playoff semifinals if it is among the top four teams in the CFP selection committee's final ranking. Otherwise, the league would place its champion in a New Year's Six bowl if it is ranked higher than the champions of Conference USA, the Mid-American Conference, the Mountain West Conference and the Sun Belt Conference.

Additionally, The American holds primary or secondary partnerships with an expansive group bowls for the new cycle, which began in 2020, ensuring multiple annual matchups against the nation's top conferences and providing desirable postseason destinations for member institutions.

Away from the competitive arena, The American has established itself as a leader in the area of student-athlete wellness through the adoption of NCAA autonomous legislation on matters including full cost of attendance and nutrition. The conference, in conjunction with its Student-Athlete Advisory Committee, has also launched the Pow6rful Minds campaign to improve awareness and education on mental issues and recognize the scholarly achievements of the conference's student-athletes.



Houston's men's basketball team reached the 20210 NCAA Final Four and finished the year ranked No. 3 nationally

# THE AMERICAN ATHLETIC CONFERENCE



## 2020-21 American Athletic Conference Champions

<b>Sport.....</b>	<b>Regular-Season.....</b>	<b>Postseason.....</b>
Baseball.....	East Carolina.....	South Florida
Men's Basketball.....	Wichita State.....	Houston
Women's Basketball.....	South Florida.....	South Florida
Men's Cross Country.....		Tulsa
Women's Cross Country.....		Tulsa
Football.....	Cincinnati, Tulsa.....	Cincinnati
Men's Golf.....		South Florida
Women's Golf.....		UCF
Women's Lacrosse.....	Florida.....	Florida
Women's Rowing.....		SMU
Men's Soccer.....	UCF.....	UCF
Women's Soccer.....	South Florida.....	South Florida
Softball.....	Wichita State.....	Wichita State
Men's Swimming & Diving.....		SMU
Women's Swimming & Diving.....		Houston
Men's Tennis.....		UCF
Women's Tennis.....		UCF
Men's Indoor Track & Field.....		None
Women's Indoor Track & Field.....		None
Men's Outdoor Track & Field.....		Houston
Women's Outdoor Track & Field.....		Houston
Women's Volleyball.....	UCF, Houston.....	UCF

### NCAA Team Championships (4)

- UConn Men's Basketball - 2014
- UConn Women's Basketball - 2014
- UConn Women's Basketball - 2015
- UConn Women's Basketball - 2016

### NCAA Individual Championships (13)

Joao DeLuca,  
Louisville Men's Swimming & Diving  
100-yard freestyle - 2014  
200-yard freestyle - 2014

Bryson DeChambeau,  
SMU Men's Golf - 2015

Annette Echikunwoke  
Cincinnati Track and Field  
Indoor weight throw - 2017

Marc Scott  
Tulsa Track and Field  
Outdoor 10,000-meter run - 2017

John Lewis II, Mario Burke,  
Jacarias Martin, Cameron Burrell  
Houston Track and Field  
Outdoor 4x100-meter relay - 2017

Elijah Hall  
Houston Track and Field  
Indoor 60-meter dash - 2018  
Indoor 200-meter dash - 2018

John Lewis II, Elijah Hall,  
Mario Burke, Cameron Burrell  
Houston Track and Field  
Outdoor 4x100-meter relay - 2018

Cameron Burrell  
Houston Track and Field  
Outdoor 100-meter dash - 2018

Luke Vaughn  
Memphis Track and Field  
Outdoor discus throw - 2018

Kahmari Montgomery  
Houston Track and Field  
Outdoor 400-meter dash - 2019

Patrick Dever  
Tulsa Track and Field  
Outdoor 10,000-meter run - 2021

# THE AMERICAN ATHLETIC CONFERENCE

## All-Time Champions

### Baseball

2014	Houston
2015	East Carolina
2016	UConn
2017	Houston
2018	East Carolina
2019	Cincinnati
2020	None
2021	South Florida

### Men's Basketball

2014	Louisville
2015	SMU
2016	UConn
2017	SMU
2018	Cincinnati
2019	Cincinnati
2020	None
2021	Houston

### Women's Basketball

2014	UConn
2015	UConn
2016	UConn
2017	UConn
2018	UConn
2019	UConn
2020	UConn
2021	South Florida

### Men's Cross Country

2013	Louisville
2014	Tulsa
2015	Tulsa
2016	Tulsa
2017	Tulsa
2018	Tulsa
2019	Tulsa
2020	Tulsa

### Women's Cross Country

2013	SMU
2014	Tulsa
2015	Tulsa
2016	SMU
2017	UConn
2018	Wichita State
2019	Tulsa
2020	Tulsa

### Football

2013	UCF
2014	UCF, Cincinnati, Memphis
2015	Houston
2016	Temple
2017	UCF
2018	UCF
2019	Memphis
2020	Cincinnati

### Men's Golf

2014	SMU
2015	South Florida
2016	South Florida
2017	South Florida
2018	South Florida
2019	Memphis
2020	None
2021	South Florida

### Women's Golf

2014	Louisville
2015	UCF
2016	Houston
2017	UCF
2018	Houston
2019	Houston
2020	None
2021	UCF

### Women's Lacrosse

2019	Florida
2020	None
2021	Florida

### Women's Rowing

2014	Louisville
2015	UCF
2016	UCF
2017	UCF
2018	UCF
2019	UCF
2020	None
2021	SMU

### Men's Soccer

2013	South Florida
2014	Tulsa
2015	Tulsa
2016	Tulsa
2017	SMU
2018	SMU
2019	SMU
2020	UCF

### Women's Soccer

2013	UCF
2014	UConn
2015	Cincinnati
2016	UConn
2017	South Florida
2018	Memphis
2019	South Florida
2020	South Florida

### Softball

2014	Louisville
2015	UCF
2016	Tulsa
2017	Tulsa
2018	Tulsa
2019	None
2020	None
2021	Wichita State

### Men's Swimming and Diving

2014	Louisville
2015	East Carolina
2016	East Carolina
2017	East Carolina
2018	Cincinnati
2019	Cincinnati
2020	East Carolina
2021	SMU

### Women's Swimming and Diving

2014	Louisville
2015	SMU
2016	SMU
2017	Houston
2018	Houston
2019	Houston
2020	Houston
2021	Houston

### Men's Tennis

2014	South Florida
2015	South Florida
2016	South Florida
2017	South Florida
2018	Tulane
2019	South Florida
2020	None
2021	UCF

### Women's Tennis

2014	South Florida
2015	Tulsa
2016	Tulsa
2017	South Florida
2018	Tulsa
2019	UCF
2020	None
2021	UCF

### Men's Indoor Track and Field

2014	UConn
2015	Houston
2016	Houston
2017	Houston
2018	Houston
2019	Houston
2020	Houston
2021	None

### Women's Indoor Track and Field

2014	SMU
2015	UConn
2016	UConn
2017	UCF
2018	Cincinnati
2019	Houston
2020	Houston
2021	None

### Men's Outdoor Track and Field

2014	Houston
2015	UConn
2016	Houston
2017	Houston
2018	Houston
2019	Houston
2020	None
2021	Houston

### Women's Outdoor Track and Field

2014	SMU
2015	SMU
2016	Cincinnati
2017	Cincinnati
2018	Houston
2019	Wichita State
2020	None
2021	Houston

### Women's Volleyball

2013	Louisville
2014	UCF
2015	SMU
2016	SMU
2017	Wichita State
2018	UCF
2019	UCF
2020	UCF

# THE AMERICAN ATHLETIC CONFERENCE

## All-Time Regular-Season Champions

	UCF	CIN	ECU	HOU	MEM	NAVY	USF	SMU	TEM	TLN	TLS	WS	OTHERS
BASEBALL	1	0	1	3	0	-	0	-	0	1	-	0	1
MEN'S BASKETBALL	0	3	0	2	0	-	0	2	1	0	1	1	1
WOMEN'S BASKETBALL	0	0	0	0	0	-	1	0	0	0	0	0	7
FOOTBALL	4	3	0	1	4	1	0	0	2	0	1	-	0
WOMEN'S LACROSSE	-	0	0	-	-	-	-	-	0	-	-	-	2
MEN'S SOCCER	3	0	-	-	0	-	1	3	0	-	0	-	2
WOMEN'S SOCCER	3	0	0	0	1	-	2	0	0	-	0	-	2
SOFTBALL	2	-	0	0	0	-	3	-	-	-	1	1	0
VOLLEYBALL	3	1	0	1	0	-	0	3	0	0	0	1	1
<b>TOTALS</b>	<b>16</b>	<b>7</b>	<b>2</b>	<b>7</b>	<b>5</b>	<b>1</b>	<b>7</b>	<b>8</b>	<b>3</b>	<b>1</b>	<b>3</b>	<b>3</b>	<b>16</b>

## All-Time Postseason Champions

	UCF	CIN	ECU	HOU	MEM	NAVY	USF	SMU	TEM	TLN	TLS	WS	OTHERS
BASEBALL	0	1	2	2	0	-	1	-	0	0	-	0	1
MEN'S BASKETBALL	0	2	0	1	0	-	0	2	0	0	0	0	2
WOMEN'S BASKETBALL	0	0	0	0	0	-	1	0	0	0	0	0	7
M CROSS COUNTRY	-	0	0	0	0	-	0	-	0	0	7	0	1
W CROSS COUNTRY	0	0	0	0	0	-	0	2	0	0	4	1	1
FOOTBALL	2	1	0	1	1	0	0	0	1	0	0	-	0
WOMEN'S LACROSSE	-	0	0	-	-	-	-	-	0	-	-	-	2
MEN'S GOLF	0	0	0	0	1	-	5	1	0	-	-	0	0
WOMEN'S GOLF	3	0	0	3	0	-	0	0	-	0	0	0	1
ROWING	5	-	-	-	-	-	-	1	0	-	0	-	1
MEN'S SOCCER	1	0	-	-	0	-	1	3	0	-	3	-	0
WOMEN'S SOCCER	1	1	0	0	1	-	3	0	0	-	0	-	2
SOFTBALL	1	-	0	0	0	-	0	-	-	-	3	1	1
M SWIMMING & DIVING	-	2	4	-	-	-	-	1	-	-	-	-	1
W SWIMMING & DIVING	-	0	0	5	-	-	-	2	-	0	-	-	1
MEN'S TENNIS	1	-	0	-	0	-	5	0	0	1	0	0	0
WOMEN'S TENNIS	2	0	0	0	0	-	2	0	0	0	3	0	0
M INDOOR TRACK & FIELD	-	0	0	6	0	-	0	-	-	0	0	0	1
W INDOOR TRACK & FIELD	1	1	0	2	0	-	0	1	0	0	0	0	2
M OUTDOOR TRACK & FIELD	-	0	0	6	0	-	0	-	-	0	0	0	1
W OUTDOOR TRACK & FIELD	0	2	0	2	0	-	0	2	0	0	0	1	0
WOMEN'S VOLLEYBALL	2	0	0	0	0	-	0	0	0	0	0	0	0
<b>TOTALS</b>	<b>19</b>	<b>10</b>	<b>6</b>	<b>28</b>	<b>3</b>	<b>0</b>	<b>18</b>	<b>15</b>	<b>1</b>	<b>1</b>	<b>20</b>	<b>3</b>	<b>25</b>

Regular-season championships include ties and divisional titles. A dash in the column indicates that the school has not sponsored the particular sport as a member of The American. Temple competed in baseball in the 2013-14 academic year, but no longer sponsors the sport.

Louisville and Rutgers competed in The American in the 2013-14 academic year; UConn competed in The American from 2013-20; Villanova competed as an affiliate member in rowing in 2013-14, Sacramento State competed as an affiliate member in rowing from 2014-20; San Diego State has competed as affiliate members in rowing since 2013-14. Old Dominion is an affiliate member in rowing as of 2019. Florida and Vanderbilt are affiliate members in women's lacrosse as of 2019, and Old Dominion is an affiliate member in women's lacrosse since 2021. All championships won by those institutions are listed in the 'Others' column.

Championships were not contested in men's basketball, baseball, softball, women's lacrosse, tennis, golf and outdoor track and field in 2020.

# CONFERENCE STAFF

## Mike Aresco Commissioner

Mike Aresco is one of the leading figures in intercollegiate sports as commissioner of the American Athletic Conference.

Aresco was named as commissioner of the Big East Conference Aug. 14, 2012, and conducted a strategic reinvention of the conference, which became the American Athletic Conference, one of the premier conferences in the nation. He had his contract extended to Aug. 1, 2022, by The American's Board of Directors in 2017.

American Athletic Conference teams have won four NCAA Championships and competed in six New Year's Six/BCS bowl games, winning three, since the 2013-14 academic year. The American was named in 2016 as a finalist for the Sports Business Journal Sports League of the Year award, the only entity from college athletics to be so honored. The formation of the conference was named by Sports Illustrated in 2018 as one of the 10 best decisions of college football's last 10 years.

Among the milestones reached during Aresco's tenure have been the introduction of the American Athletic Conference Football Championship in 2015 and the launching of a dynamic Power 6 branding campaign, which aligns The American with its peer conferences and celebrates the competitive success that the conference has enjoyed at the highest level of collegiate competition. Aresco oversaw the 2020 relocation of The American's headquarters to Irving, Texas, including the development of a state-of-the-art production studio to better serve the conference membership.

Aresco additionally secured The American's prominent place in intercollegiate athletics by brokering a landmark 12-year media rights partnership with ESPN in 2019, which provides unprecedented revenue to member institutions while enhancing the conference's exposure on the premier platforms in sports media.

Aresco has been a leader in the NCAA governance redesign efforts and a strong and articulate spokesman in various forums for the integrity of the collegiate experience. Aresco established The American's Medical Advisory Group in 2020, through which the conference established protocols for the safe return to competition during the global pandemic, and formed the conference's Racial Equality Action Group to confront racial inequality and injustice.

The American's inaugural year produced a remarkable string of accomplishments as UCF won the Tostitos Fiesta Bowl and finished the season ranked No. 10 in the Associated Press poll. American Athletic Conference teams went on to have the best postseason winning percentage of any conference in men's basketball.

In fact, The American was the only conference to have a Bowl Championship Series win and teams in the Men's Final Four, the Women's Final Four and the College World Series in 2013-14. Teams from the conference finished in the national top 10 in football, men's basketball, women's basketball, men's soccer, baseball and men's golf.

The American, after having as many as five teams ranked in the Associated Press poll dur-

ing the season, produced three teams in the final College Football Playoff poll of 2015, including Houston, which defeated Florida State in the Chick-Fil-A Peach Bowl and finished No. 8 in the final national rankings with a 13-1 record. Navy, in its first year as a member of the conference, finished No. 18 nationally after a school-record 11 wins in 2015. The American additionally sent four teams to the 2016 NCAA men's basketball tournament.

In the 2017 football season, UCF stood alone as the nation's only unbeaten team and was rated No. 1 nationally in the Colley Matrix after the Knights went 13-0, capped by a win against No. 7 Auburn in the Chick-fil-A Peach Bowl. UCF joined Memphis and USF as The American's three teams in the final Associated Press poll, while the Knights' final ranking of No. 6 stood as the best in league history in the final poll. UCF's Peach Bowl win punctuated a 3-1 bowl record for American teams against other Power 6 conference opponents.

The American had four football teams ranked in the final national polls of the 2019 season as Memphis, Cincinnati, Navy and UCF all finished in the top 25. Memphis finished with a program-record 12 wins, while Cincinnati and Navy both registered 11-win seasons, and UCF turned in its third consecutive season with double-digit victories.





# CONFERENCE STAFF

In 2020, Cincinnati finished the season ranked No. 8 in the final polls after the Bearcats went unbeaten in the regular season on their way to the Chick-Fil-A Peach Bowl, while Houston's men's basketball team finished No. 3 in the nation as the Cougars reached the NCAA Final Four. Memphis completed The American's successful postseason by winning the 2021 NIT.

Aresco's first years as commissioner put The American on stable footing in an otherwise tenuous time in college athletics. He led negotiations for the young conference that resulted in television contracts with ESPN and CBS Sports, giving the league unprecedented national exposure and branding with the two industry leaders in sports television. Aresco organized the process to name the new conference and to create a graphic identity that was positively received across the country.

He has also successfully worked with the conference schools to arrive at an equitable distribution of existing revenue for the current and new conference institutions, bringing about a cohesiveness that has allowed the conference to grow and thrive.

Among his other significant accomplishments on behalf of The American were the spearheading of expansion efforts, which resulted in the addition of East Carolina, Tulane and Tulsa in 2014, Navy as a football member in 2015, and Wichita State as a non-football-playing member in 2017; launching the American Digital Network; development of The American's broad-based strategic plan, and the launching of a multifaceted Power 6 brand marketing campaign.

Additionally, Aresco has brokered successful multi-year marketing rights agreements with industry leader Learfield, and oversaw the development of The American's football bowl lineup, which features numerous annual matchups against the nation's other top conferences.

Aresco has played an active role in the formation of the College Football Playoff, serving on the College Football Playoff Management Committee and helping to select the 13 members of the CFP Selection Committee. Aresco also serves on the College Football Playoff Strategic Planning, Site Selection and Television committees and was the FBS conference chair from 2017-19.

Aresco is currently Executive Vice President of the Conference Commissioners Association and a member of the CCA's National Letter of Intent Policy and Review Committee as well as the enforcement and women's basketball working groups. He serves on the board of managers for both College Football Officiating, LLC, and Men's College Basketball, LLC, serves on the CFO National Coordinator Search Committee, and is also a member of the FBS commissioners' media subcommittee. He is a charter member of the steering committee of the Columbia University/New York City Chapter of the National Football Foundation and serves on the NFF's screening committee.

Aresco came to the conference from CBS Sports where he was Executive Vice President, Programming. He was responsible for all college sports programming for CBS Sports and CBS Sports Network. Aresco oversaw the acquisition and management of CBS Sports college

properties, including the NCAA Men's Basketball Championship, regular-season college football and basketball, conference basketball championship games, football bowl games and other programming. His responsibilities included game selection and scheduling, day-to-day operations, contract negotiations, identification of future acquisitions, development of programming strategies and coordination of new media and marketing initiatives.

Aresco played an integral role in the landmark deal that created the CBS Sports-Turner Broadcasting partnership, which resulted in the acquisition of the NCAA Men's Division I Basketball Championship rights through 2024. He managed the complex 14-year agreement that provides expanded national broadcast and cable coverage of the NCAA basketball championship. Aresco also was instrumental in the CBS Television Network's groundbreaking bundled rights agreement with the NCAA, which granted CBS exclusive rights to the NCAA tournament from 2003 through 2010. The 2010 NCAA Championship won a Sports Emmy in the Outstanding Playoff Coverage category. He also was a significant contributor in the development of new media platforms for the NCAA Championship, including March Madness On Demand, a highly successful streaming platform.

In 2008, Aresco negotiated a historic 15-year agreement with the Southeastern Conference to televise the league's football and basketball games. The agreement also provided multiple new media rights for CBS, CBS Sports Network and CBS Interactive. He forged numerous basketball agreements with major conferences and negotiated 10-year extensions of the Army-Navy and Notre Dame-Navy football rivalries.

Aresco was the creator and executive producer of The Tony Barnhart Show and Courtside with Seth Davis, both of which aired on the CBS Sports Network. In 2004, he was appointed by the late NCAA President Myles Brand to the

Basketball Partnership, a select panel whose mission was to explore ways to improve and promote college basketball.

Aresco joined CBS Sports from ESPN where he was responsible for overseeing the acquisition, scheduling and development of long-term strategies for all ESPN college sports properties. Earlier in his tenure at ESPN, he was responsible for programming a wide variety of sports properties, including College Football Association, Big Ten, and Pac-10 college football, NCAA events, including early rounds of the NCAA basketball tournament, the College World Series and various professional sports events, including thoroughbred racing, Top Rank Boxing, CFL football, Australian Rules Football, rodeo and yachting. He was the architect of ESPN's signature Thursday night college football series and helped develop ESPN's Bowl Week. He joined ESPN in 1984 as Counsel and was named Assistant General Counsel in 1988 before moving to the programming department.

Aresco is a Phi Beta Kappa graduate of Tufts University (B.A., magna cum laude, history), The Fletcher School of Law and Diplomacy at Tufts (M.A., international relations), where he held a John Moors Cabot Scholarship, and the University of Connecticut School of Law (J.D.). He practiced law privately in Hartford, Connecticut, for several years.

Aresco has been a regular speaker and expert panelist at national symposiums and seminars on the topics of college athletics and sports television. He was awarded the 2013 Distinguished Graduate Award by the UConn School of Law Alumni Association and was elected to the Middletown (Connecticut) Sports Hall of Fame in January of 2015.

Aresco and his wife, Sharon, have two adult sons: Matthew, an Emmy-nominated television producer who lives in Connecticut with his wife, Elizabeth; and Brett, an actor who lives in New York City



# CONFERENCE STAFF

## **Donna DeMarco** **Senior Associate Commissioner/ Chief Operating Officer**

Donna DeMarco has been part of the conference staff since 1988 and has been Senior Associate Commissioner for Administration since 2009. She added the role of Chief Operating Officer in 2017.

DeMarco overseeing the organizational aspects of the conference, including management of the conference staff. As the conference's primary administrator, she ensures that direct lines of communication exist between the conference office and the 12 member institutions.

Additionally, DeMarco assists with overall administration and management of conference matters pertaining to service, governance and facilitation.

DeMarco has further oversight of the fiscal, legal and business affairs of The American and is the conference's liaison with institutional personnel in those areas. She supervises the approval of the conference's annual operating budget, ensures appropriate legal contract review and manages the league's human resource operation.

Before taking on her current role, DeMarco had been Associate Commissioner for Women's Basketball from 2006-09, during which time she was the primary administrator for one of the conference's most successful and high-profile sports.

DeMarco was the conference's Associate Commissioner for Sport Administration from 1996-2006, overseeing all operational and governance matters for 23 conference sports. She began her career as an administrative assistant for Public Relations & Championships in 1988 before being promoted to Director of Championship Operations and subsequently Assistant Commissioner for Championships.

DeMarco completed a term on the NCAA Division I Administration Cabinet – which is responsible for addressing governance issues, the Division I membership process and all committee selections – in July of 2015. She was a member of the NCAA Division I Men's Soccer Committee from 1999-2003 and served as the committee chair from 2000-03.

DeMarco is a 1987 graduate of the University of Connecticut with a bachelor's degree in communications and journalism.



## **Tom Odjakjian** **Senior Associate Commissioner (Broadcasting)**

Tom Odjakjian, who serves as the Senior Associate Commissioner for Broadcasting, is a longtime veteran of the conference's senior staff, having joined the office from ESPN in 1995 as Associate Commissioner.

Odjakjian has oversight of all external conference content, including its digital content, and is The American's primary liaison with the league's television partners, managing those relationships on a daily basis.

Odjakjian has been the conference's primary point person for a number of significant television agreements, including The American's current partnerships with ESPN and CBS Sports that have given member institutions unprecedented exposure as well as the subsequent media rights agreement with ESPN, which takes effect in 2019-20 and will provide and even more exposure and revenue to member schools over the course of the 12-year term.

Odjakjian also has direct involvement in the assembly of The American's annual schedules in football and men's and women's basketball, in order to fulfill the network's contractual obligations and maximize exposure for the conference while balancing institutional schedules.

Odjakjian served in various executive roles at ESPN from 1981-94, including as the director of college sports. He was responsible for negotiation, acquisition, scheduling and budget supervision for the network's collegiate sports programming. Odjakjian was the architect behind the creation of ESPN's basketball Championship Week and football Bowl Week and had a hand in the network's NFL, NBA, NHL and Olympic sports programming.

Prior to joining ESPN, Odjakjian also served as Associate Commissioner of the Eastern College Athletic Conference and Assistant Sports Information Director at Princeton University. While at ESPN, in 1994, he was named as The Most Influential Person in College Sports by College Sports Magazine and was tabbed as one of the four most influential people in college basketball by Sporting News in 1990. He accepted the Sports Video Group College Pioneer Award in 2019.

Odjakjian is a 1976 graduate of Lafayette with a bachelor's degree in Economics and Business. He played football and baseball as an undergraduate and was the recipient of George Wharton Pepper Prize, Lafayette's most prestigious honor.



# CONFERENCE STAFF

## **Stacy Martin** **Senior Associate Commissioner/ Chief Financial Officer**



Stacy Martin rejoined The American as Senior Associate Commissioner and Chief Financial Officer of the American Athletic Conference in 2019.

As CFO at The American, Martin manages the conference's annual operating budget, reserve accounts and business affairs. She is the liaison to the Board of Directors Audit Committee and Athletic Directors Finance Committee.

Martin, most recently the deputy athletic director and chief financial officer at the University of North Texas, previously served as CFO of The American from May 2015 through September 2016.

At North Texas, Martin was a member of the school's executive team and has been the school's senior woman administrator. She was responsible for the strategic planning for all financial and business operations within the department and has had direct oversight over a number of areas, including human resources, information technology, travel, accounting, legal services and contracts. Martin also has served as the liaison to the University President for finance and administration and the General Counsel and Controllars' offices. A member of the Conference USA's budget and audit committee, she assisted with the partnership with CUSA to host the league's basketball tournament at The Star in Frisco, Texas. Martin also is a founding board member for Women in Sports and Events in the Dallas-Fort Worth area.

A four-time letterwinner and captain as a member of the San Jose State University gymnastics team, Martin began her athletics administration career at her alma mater where she worked from 2002-10, rising to senior associate athletic director and chief financial officer before leaving to become the assistant athletic director for business at Kansas State University (2010-12). Martin also served as executive senior associate athletic director for finance and administration and SWA at the University of Memphis from 2012-15.

Martin received a bachelor of science degree cum laude from San Jose State in business administration in 2002 and a master's degree in business administration and finance in 2005. A member of the Collegiate Athletic Business Management Association since 2003, she served as the organization's president in 2011-12 and was named the organization's Business Manager of the Year in 2012-13

## **Ellen Ferris** **Associate Commissioner (Governance and Compliance)**



Ellen Ferris was promoted to her current position of senior associate commissioner for governance and compliance in July of 2021. Ferris joined The American as an associate commissioner in October of 2013.

Ferris oversees all compliance and governance matters for the conference and provides leadership and guidance to The American's member institutions in the practical application of NCAA compliance issues.

Ferris is the current chair of the NCAA Division I Infractions Appeals Committee and a staff liaison to The American's Faculty Athletics Representatives Committee, the Racial Equality Action Group, the University Legal Counsel Committee and the Student-Athlete Advisory Committee. She also works closely with the conference's Senior Woman Administrators and has been instrumental in the development of The American's Academic Consortium and Symposium.

Ferris joined The American from the University of Southern California, where she served as associate vice president for athletic compliance. She joined the USC staff in 2006 and was promoted to her most recent position in 2010.

Ferris' role at USC included supervision of nine full-time staff members, the creation of a strategic plan for the compliance office and investigation of potential rules violations. She was responsible for providing counsel and instruction regarding implementation of NCAA and Pac-12 Conference rules and she served on the Provost Oversight Committee for Athletic Academic Affairs. She also served as the coordinator for USC's Academic Progress Program.

Before joining the staff at USC, Ferris served for more than three years at the NCAA, including one year as associate director of membership services. She served as a staff liaison to Division I institutions in the athletics certification process and presented rules education sessions at conference meetings and regional compliance seminars.

Ferris additionally spent three academic years as assistant commissioner for compliance services at the Big Sky Conference, where she also served as the league's Senior Woman Administrator.

Ferris was named chair of the NCAA Division I Infractions Appeal Committee in September of 2020. She is also a member of the professional development committee of the National Association of Athletic Compliance and has served as a member of the NAAC Reasonable Standards Committee, the NCAA Division I Legislative Review and Interpretations Committee, the Division I Management Council and the Division I Men's Tennis Committee.

Ferris holds an undergraduate degree in education from Texas State University-San Marcos and a master's degree in sport management from the United States Sports Academy. She earned a Juris Doctor degree from Southern Methodist University and was admitted to the Texas State Bar in 1999.

# CONFERENCE STAFF

## **Scott Draper** **Associate Commissioner** **(Football)**

Scott Draper joined the American Athletic Conference staff in April 2014 as Associate Commissioner for Football.

Draper is the conference's primary football administrator and contact for all football initiatives and programs, including scheduling, officiating, operations and bowl relationships.

As the conference's liaison with administrators and coaches from each member institution, Draper works with the commissioner on football budgets and special projects and also provides oversight of the American Athletic Conference Football Championship.

Draper additionally serves as the primary liaison with The American's Medical Advisory Group, administering the conference's health and safety initiatives in the wake of the 2020 pandemic.

Draper joined The American after most recently serving as Associate Director of Athletics and Director of Development for Athletics at Albion College, a position he held since 2011. Prior to that, he was the Assistant Athletic Director for Football Operations at the University of Michigan, where he was a key staff member of teams that won four Big Ten Football championships, four Rose Bowls, played in 12 bowl games and won the 1997 National Championship. In his role, he supervised football sport administration, strength and conditioning, equipment operations, and athletic training operations. He also served as sport administrator and liaison to admissions, academic services, compliance and eligibility, and dining and housing.

Previously, he was a Football Offensive Graduate Assistant (1995-97) and Assistant Video Coordinator (1992-95) at the University of Michigan.

Draper holds a bachelor's degree in general studies from Eastern Michigan University (1994). He earned a master's degree in business administration from Madonna University in 2012.



## **Brian Thornton** **Associate Commissioner** **(Basketball)**

Brian Thornton joined the American Athletic Conference as the associate commissioner for basketball in October 2020.

Thornton serves as the primary administrator for The American's men's and women's basketball programs, including oversight of scheduling, officiating and game operations as well as compliance with NCAA governance. He is also the commissioner's liaison with The American's men's and women's basketball coaches.

Thornton came to The American after most recently serving as an assistant director for basketball development at the NCAA National Office since 2018. Thornton was responsible for developing relationships with constituents in the men's and women's basketball communities, including collegiate and nonscholastic coaches, apparel companies and professional basketball organizations. He additionally served as a liaison to the NCAA men's and women's basketball oversight committees, developing legislative concepts to foster the growth and development of college basketball.

Before joining the staff at the NCAA, Thornton spent nine years as an assistant at the Division I level, serving as an assistant coach for the men's basketball programs at Ball State (2014-18), Winthrop (2012-14) and Furman (2011-12) and as director of operations at Xavier.

Thornton was a standout player at Xavier, where he was the 2005 and 2006 Atlantic-10 Student-Athlete of the Year, a CoSIDA Academic All-America selection and was a first-team all-conference pick for the Musketeers' 2006 Atlantic-10 championship team. He began his playing career at Vanderbilt, where he was an SEC all-freshman selection in 2002 and played professionally for the Artland Dragons for the Basketball Bundesliga in Germany from 2006-07.

Thornton earned an undergraduate degree in business from Xavier in 2005 and added an MBA from that institution in 2007.



## **Robert Weygand Jr.** **Associate Commissioner** **(Sport Administration & Championships)**

Bobby Weygand, who has been a member of the conference staff since 2005, was promoted to his current position of associate commissioner for sport administration and championships in July of 2020.

Weygand serves as The American's primary Olympic sport administrator, overseeing management and operations of the conference's 19 Olympic sport programs.

Weygand provides on-site management for select conference championships, executes regular-season scheduling and responsible for overseeing regular season policies and procedures. He is the lead office liaison for communication with member schools' administration, coaching staffs and game officials.

Weygand also serves as the conference liaison with the members' sports medicine society and has served as the championship manager for The American Women's Basketball Championship.

Weygand previously served as assistant commissioner for sport administration and championships from 2014-20 and as director of sport administration from 2008-14. Prior to being promoted to the director position, Weygand served as assistant director of sport administration from 2005-08.

Weygand is a 2002 graduate of the University of Rhode Island with a degree in sports medicine. He earned a master's degree in education from Springfield College in 2004.



# CONFERENCE STAFF

## **Chuck Sullivan** Assistant Commissioner (Communications)

Chuck Sullivan was promoted to his current position of Assistant Commissioner for Communications in January of 2015. He has worked with the conference since August 2007.

Sullivan oversees a broad-based communications and external relations operation for The American, encompassing media and public relations and strategic direction of social media and video content to support the league's 22 Division I sports.

Sullivan plans, programs and coordinates the conference's preseason football media days and is the media relations coordinator for the conference's annual football and baseball championships. He additionally coordinated media operations at Madison Square Garden for the annual Big East men's basketball championship and oversaw all communications and media relations functions for the first two American Athletic Conference men's basketball championships.

Sullivan serves on the media coordination staff for the College Football Playoff National Championship and has served in a similar capacity with the NCAA Final Four and the BCS National Championship.

Before coming to the conference, Sullivan served as Director of Athletic Communications at Harvard University from 2003-07.

Sullivan also served as Assistant Director of Athletics for Communications at Bryant College from 1999-2003. He was previously Sports Information Director at the University of Massachusetts Boston and served as an Athletic Communications Assistant at Princeton University.

Sullivan is a graduate of Boston University with a degree in broadcasting and film.



## **Patrick Colbert** Assistant Commissioner (Sport Administration and Basketball Operations)

Patrick Colbert was promoted to Assistant Commissioner of Sport Administration and Basketball Operations for the American Athletic Conference in July of 2020. He originally joined the conference's sport administration and championships staff in 2012.

Colbert is the primary sport administrator at The American for men's soccer, swimming and diving, tennis, women's lacrosse and softball. He also serves on the leadership team charged with managing and operating the annual men's and women's basketball tournaments.

Colbert's duties with the conference including oversight and management of select postseason tournament operations, execution and creation of regular season schedules, implementation and execution of regular season and championship policies and procedures and is the lead liaison with head coaches, administrators and officials assignors for those select sports. Additionally, Colbert has oversight of the Conference's licensing and merchandising partnerships.

Before joining The American, Colbert served in a number of capacities at the Eastern College Athletic Conference, most recently directing preseason and postseason events for Division I, II and III institutions. He joined the ECAC staff in 2008 as a marketing assistant, was named coordinator of operations and officiating in 2009 and was elevated to director of special events in 2011.

Colbert earned a bachelor's degree in exercise and sports science in 2008 from Colby-Sawyer College, where he was a four-year starter as a soccer player. He added a master's degree in sports leadership from Northeastern University in 2013.



## **Bryan Platt** Supervisor of Football Officials

Bryan Platt joined the American Athletic Conference in 2018 and serves as the league's Supervisor of Football Officials.

Platt is the primary point of contact on officiating matters between the conference and its 12 head football coaches. He works under the direction of Dennis Hennigan, the Supervisor of Football Officials for the Atlantic Coast Conference and the administrator of the officiating alliance between the two conferences.

Platt had served as an on-field official since 1994 and has worked 14 postseason games in his career. He five seasons as a back judge for the ACC and was part of the crews that worked the 2015 ACC Championship, the 2016 Cotton Bowl and the 2017 College Football Playoff semifinal at the Rose Bowl.

Platt spent 10 seasons as a side judge and back judge with the Big East Conference and was part of the American Athletic Conference's roster during the league's inaugural season in 2014. He was chosen to officiate the 2009 BCS National Championship at the Rose Bowl as well as the 2012 Rose Bowl and the 2013 Orange Bowl.

Platt spent two seasons with the Atlantic-10 Conference as a side judge and was a back judge for the Eastern College Athletic Conference for seven years.

Platt is a graduate of the University of Massachusetts Boston. He is the director and a board member of the Boston chapter of the Eastern Association of Intercollegiate Football Officials and was previously a treasurer and director of the Big East and American Athletic Conference Football Officials Association.



## **Ryan Kelly** Director of Football Operations

Ryan Kelly joined the American Athletic Conference staff in 2018 as director of football operations.

Kelly came to The American after serving as the associate director of football operations at Baylor University since 2016. Kelly coordinated all aspects of the Bears' football program, including facilities and operations, and was the team's liaison with Baylor's grounds crew, equipment, media relations, academic and athletic training staff. He additionally assisted in the planning and coordination of all team travel and was the Bears' liaison with NFL clubs.

Before joining the staff at Baylor, Kelly spent two seasons as the assistant director of football operations at Temple University, where he was involved in all day-to-day facets of the Owls' program. Temple won the 2016 American Athletic Conference Championship and won a pair of American East Division titles in Kelly's tenure in Philadelphia.

Kelly additionally spent two seasons as a recruiting assistant at Coastal Carolina University and had been the coordinator of athletic recruiting at Anna Maria College, where he also served as the team's special teams coordinator.

Kelly is a 2011 graduate of Norwich University, where he was a four-year letterwinner in football and baseball and a member of the Cadets' 2009 Eastern Collegiate Football Conference championship team



# CONFERENCE STAFF



**Andrea Dahly**  
Senior Director of  
Compliance

Joined Conference Staff  
2014



**Kauri Black**  
Director of Broadcast  
Scheduling

Joined Conference Staff  
2015



**Karen Giblin**  
Director of Business Affairs

Joined Conference Staff  
2014



**Tom Fenstermaker**  
Director of Communications

Joined Conference Staff  
2019



**Katie Ristow**  
Director of Creative Services  
and Design

Joined Conference Staff  
2018



**Carlos Olivera**  
Director of  
Social Media and Digital  
Communications

Joined Conference Staff  
2020



**Morgan Uber**  
Director of  
Video Communications and  
Reporter

Joined Conference Staff  
2021



**Lisa Zanecchia**  
Assistant to the  
Commissioner

Joined Conference Staff  
1982



**Tony Jones**  
Assistant Director of  
Communications

Joined Conference Staff  
2019



**Jordan Reid**  
Assistant Director of  
Sport Administration &  
Championships

Joined Conference Staff  
2017



**Lois DeBlois**  
Executive Assistant  
for Administration

Joined Conference Staff  
1991

# COLLEGE FOOTBALL PLAYOFF

## Every Game Counts

The College Football Playoff (CFP) is a postseason event to determine college football's national champion on the field, while emphasizing the significance of college football's unique regular season where every game counts.

## Rankings

The selection committee ranks the teams based on the members' evaluation of the teams' performance on the field, using conference championships won, strength of schedule, head-to-head results, and comparison of results against common opponents to decide among teams that are comparable.

## Tradition

The New Year's holiday period belongs to college football, with two semifinal games rotating annually among the Cotton Bowl, Fiesta Bowl, Orange Bowl, Peach Bowl, Rose Bowl Game and Sugar Bowl.

## Championship Monday

The two teams that win the Playoff Semifinals compete for the College Football Playoff National Championship. The national championship game is in a different city each year, always on a Monday night.

## Universal Access

Every FBS team has equal access to the College Football Playoff based on its performance. No team automatically qualifies.

## Governance

University presidents and chancellors from all 10 FBS conferences and Notre Dame serve on the CFP Board of Managers and govern the administrative operations, with commissioners (the Management Committee) managing the event. A small staff in the playoff office in Irving, Texas, carries out the detailed responsibilities.

## Selection Committee

A talented group of 13 high-integrity individuals with experience as coaches, student-athletes, college administrators and journalists, along with sitting athletics directors, comprise the selection committee. Members of the committee are Mitch Barnhart, Gary Barta (chair), Paola Boivin, Tom Burman, Charlie Cobb, Boo Corrigan, Chris Del Conte, Rick George, Will Shields, Joe Taylor, John Urschel, Rod West and Tyrone Willingham.

## Selection Committee Responsibilities

- Rank the top 25 teams and assign the top four to semifinal sites.
- Assign teams to New Year's bowls
- Create competitive matchups
- Attempt to avoid rematches of regular-season games and repeat appearances
- Consider geography

## Participants In New Year's Bowls

Both participants in the Orange, Rose and Sugar Bowls are contracted outside the playoff arrangement (Big Ten and Pac-12 to Rose Bowl; SEC and Big 12 to Sugar Bowl; ACC to Orange Bowl against the highest ranked available team from the SEC, Big Ten and Notre Dame). If a conference champion qualifies for the playoff, then the bowl will choose a replacement from that conference. When those bowls host the semifinals and their contracted conference champions do not qualify, then the displaced champion(s) will play in one of the other New Year's bowls.

When not hosting semifinals, the Cotton, Fiesta and Peach Bowls will welcome displaced conference champions and the top-ranked champion from a non-contract conference. The highest-ranked available teams will fill any other berths. The selection committee will make the pairings.

## 2021-22 College Football Playoff and New Year's Six Schedule

### SEMIFINAL

#### Goodyear Cotton Bowl Classic

December 31, 2021

3:30/7:30 p.m. ET • ESPN

AT&T Stadium, Arlington, Texas

### SEMIFINAL

#### Capital One Orange Bowl

December 31, 2021

3:30/7:30 p.m. ET • ESPN

Hard Rock Stadium, Miami Gardens, Fla.

#### Chick-Fil-A Peach Bowl

December 30, 2021

7 p.m. ET • ESPN

Mercedes-Benz Stadium, Atlanta, Ga.

#### PlayStation Fiesta Bowl

January 1, 2022

1 p.m. ET • ESPN

University of Phoenix Stadium, Glendale, Ariz.

#### Rose Bowl Game

#### presented by Northwestern Mutual

January 1, 2022

5 p.m. ET • ESPN

Rose Bowl Stadium, Pasadena, Calif.

#### Allstate Sugar Bowl

January 1, 2022

8:45 p.m. ET • ESPN

Caesars Superdome, New Orleans, La.

### COLLEGE FOOTBALL PLAYOFF NATIONAL CHAMPIONSHIP

#### presented by AT&T

January 10, 2022

8 p.m. ET, ESPN

Lucas Oil Stadium, Indianapolis, Ind.



COLLEGE FOOTBALL  
**PLAYOFF**

# BOWL PARTNERSHIPS

## The American Bowl Lineup

American Athletic Conference teams are guaranteed at least seven bowl appearances annually as part of the conference's new postseason lineup, which began in the 2020 season and is in place through 2025..

The American, as it has done four times in the first six years of the current bowl cycle, will continue to send its champion to a New Year's Six bowl if that team finishes higher than the champions of four other conferences in the final College Football Playoff rankings. American Athletic Conference teams are also eligible for the College Football Playoff if they are among the top four teams in the final CFP rankings.

As part of the new bowl cycle, The American will annually send teams to the Military Bowl presented by Peraton against an Atlantic Coast Conference opponent, the Fenway Bowl in Boston, also against an ACC team, and a third annual spot which will alternate between the Lockheed Martin Armed Forces Bowl and the SoFi Hawaii Bowl.

Additionally, The American will annually have four appearances in a group of eight bowls. The American extended its existing partnerships with the TicketSmarter Birmingham Bowl, the Union Home Mortgage Gasparilla Bowl, the RoofClaim Boca Raton Bowl, the Tropical Smoothie Cafe Frisco Bowl and the Cure Bowl.

New to The American's lineup are the SERVPRO First Responder Bowl, the New Mexico Bowl and the Myrtle Beach Bowl.



## Annual Appearances (2020-25)



2020, 2022, 2024



2021, 2023, 2025



## Four Selections Annually From





# AMERICAN ATHLETIC CONFERENCE NOTEBOOK

## Rank And File

Cincinnati finished the 2020 season ranked No. 8 nationally, marking the fourth time in the American Athletic Conference's eight seasons that the league finished with a top-10 team.

### Top-10 Finishes by American Athletic Conference Teams

2013	UCF (No. 10 AP)
2015	Houston (No. 8 AP, No. 8 USA Today)
2017	UCF (No. 6 AP, No. 7 USA Today)
2020	Cincinnati (No. 8 AP, No. 8 USA Today)

## Bowling Lane

Cincinnati's appearance in the Chick-fil-A Peach Bowl marked the fifth time in seven seasons of the current College Football Playoff format that the American Athletic Conference was represented in the New Year's Six.

## Big Time

American Athletic Conference teams have gone 3-3 in New Year's Six/BCS bowls since the formation of the conference in 2013.

2013	UCF 52, Baylor 42 (Fiesta Bowl)
2015	Houston 38, Florida State 24 (Peach Bowl)
2017	UCF 34, Auburn 27 (Peach Bowl)
2018	LSU 40, UCF 32 (Fiesta Bowl)
2019	Penn State 53, Memphis 39 (Cotton Bowl)
2020	Georgia 24, Cincinnati 21 (Peach Bowl)

## Defend This House

Cincinnati will take a 20-game winning streak at Nippert Stadium into the 2021 season, while Memphis brings a 15-game winning streak at Liberty Bowl Memorial Stadium into the season.

### Active Home Winning Streaks Entering 2021

28	Clemson
24	Notre Dame
23	Ohio State
20	Cincinnati
15	Memphis

## Feels Like The First Time

Tulsa went 6-0 in conference play for the first time as a member of The American. Tulsa has won its last seven regular-season conference games, dating to 2019.

## On A Roll

Cincinnati has gone 31-6 since the start of the 2018 season. UCF is 41-8 since the beginning of the 2017 season. Memphis is 20-5 and SMU is 17-6 since the start of the 2019 campaign.

## Bullies

Cincinnati has won 27 consecutive games against unranked teams.

## Consistency

Cincinnati has been ranked in 28 consecutive national polls, dating to the rankings of Oct. 6, 2019. The Bearcats would have to be ranked in the first five polls of the 2021 season to tie UCF's American Athletic Conference record of 33 straight national rankings.

## Variety Show

Nine of the 11 American Athletic Conference schools have been ranked in the top 25 since the start of the 2018 season.

## Welcome Aboard

The American's top two rushing leaders in 2020 were freshmen. SMU UB Ulysses Bentley led the league with 91.3 rushing yards per game, while East Carolina RB Rahji Harris was second at 78.0 ypg.

## Veterans Day

Tulsa lost only eight letterwinners from last year's team. The Golden Hurricane has 14 'super seniors' who elected to return for 2021 with an extra year of eligibility.

## Believe The Hype

The following American Athletic Conference players have been named to preseason All-America teams by college football's leading presenters.

### Athlon Sports

Ahmad Gardner, DB, Cincinnati - First Team  
Marcus Jones, PR, Houston - First Team  
Myjai Sanders, DL, Houston - Second Team

### Sporting News

Ahmad Gardner, DB, Cincinnati - First Team

### Walter Camp Football Foundation

Ahmad Gardner, DB, Cincinnati - First Team  
Marcus Jones, KR, Houston - First Team  
Myjai Sanders, DL, Houston - Second Team

### 247 Sports

Ahmad Gardner, DB, Cincinnati - First Team  
Marcus Jones, PR, Houston - First Team  
Myjai Sanders, DL, Houston - Second Team

### Phil Steele

Ahmad Gardner, CB, Cincinnati - First Team  
Marcus Jones, PR, Houston - First Team  
Myjai Sanders, DL, Houston - Third Team  
Diego Fagot, LB, Navy - Third Team  
Calvin Austin III, WR, Memphis - Fourth Team  
Tyler Snead, AP, East Carolina - Fourth Team  
Adam Higueru, LS, Tulsa - Fourth Team

### College Football News

Dillon Gabriel, QB, UCF - Honorable Mention  
Matthew Lee, C, UCF - Honorable Mention  
Cole Schneider, OG, UCF - Honorable Mention  
Coby Bryant, CB, Cincinnati - Honorable Mention  
Desmond Ridder, QB, Cincinnati - Honorable Mention  
Myjai Sanders, Edge, Cincinnati - Honorable Mention  
Ulysses Bentley IV, RB, SMU - Honorable Mention

## Top Of The Charts

QB Dillon Gabriel finished the 2020 season as the national leader in passing (357.0 ypg) and ranked second nationally in total offense (373.9 ypg)

## Active Claims

UCF QB Dillon Gabriel will enter 2021 as the NCAA active career leader in passing yards per game. Gabriel has averaged 314.0 yards in his first two seasons.

## Familiar Faces

The American Athletic Conference returns 10 of its 11 head coaches from last season. The only new head coach in The American in 2021 will be UCF's Gus Malzahn.

## Behind Center

Cincinnati QB Desmond Ridder and East Carolina QB Holton Ahlers both enter the 2021 season as likely four-year starters. Houston QB Clayton Tune and UCF QB Dillon Gabriel will be third-year starters in 2021. Five American Athletic Conference teams (Memphis, SMU, Temple, Tulsa, USF) will look to replace their respective starting quarterbacks from 2020.

## It Could Happen

If Cincinnati is ranked in the top 10 of the 2021 preseason poll, the Bearcats would become the first American Athletic Conference team with a preseason top-10 ranking since Louisville was ranked No. 9 to start the 2013 season.

## Draft Class

The American Athletic Conference saw 19 players selected in the 2021 NFL Draft, the most in conference history. Former Tulsa LB Zaven Collins (16th to Arizona) and former Houston DE Payton Turner (28th to New Orleans) were both first-round selections.

## 2020 COLLEGE FOOTBALL RULES CHANGES

### Overtime

Teams will be required to run a 2-point conversion play after a touchdown when a game reaches a second overtime period. Previously, a 2-point attempt was required after the third overtime period.

Also, if the game reaches a third overtime, teams will run alternating 2-point plays, instead of starting another drive at the opponent's 25-yard line. This is a change from the previous rule, which started to use 2-point plays in the fifth overtime period.

This rules change is being made to limit the number of plays from scrimmage and bring the game to a quicker conclusion. Teams can still choose whether to kick the point after touchdown or run a 2-point conversion play during the first overtime period.

### Team Area

The Playing Rules Oversight Panel approved the team area being permanently extended to the 20-yard lines, starting in the 2021 season. Previously, the team area extended to the 25-yard lines, but this area was expanded to the 15-yard lines last season to create more spacing due to the COVID-19 pandemic.

### Unsportsmanlike Tactics

In an editorial change to the rules book, video board and lighting system operators have been included in those personnel who may not create any distraction that obstructs play.

### Feigning Injuries

The panel supported the Football Rules Committee proposal to provide a framework to allow a school or conference to request a postgame video review about questionable actions through the NCAA secretary-rules editor/national coordinator of officials

### Points Of Emphasis

- For the 2021 season, it will be a point of emphasis for officials to penalize any taunting action directed toward an opponent. Committee members think these actions reflect poorly on the game and can lead to unnecessary confrontations.
- Officials are directed to be alert to players who are significantly in violation of uniform rules and to send violators out of the game to correct the issue. This will include specifically the pants, jerseys and T-shirts that extend below the torso.
- Coaches should not enter the field of play or leave the team area to debate officiating decisions. Those who do so will have committed an automatic unsportsmanlike conduct foul.

## UNIVERSITY OF CENTRAL FLORIDA

**Location:** .....Orlando, Fla.  
**Enrollment:** .....66,183  
**Founded:** .....1963  
**Nickname:** .....Knights  
**Colors:** .....Black and Gold  
**Website:** .....UCFAthletics.com  
**Stadium:** .....The Bounce House (44,206/Grass)  
**President:** .....Dr. Alexander N. Cartwright  
**Director of Athletics:** .....Terry Mohajir  
**Head Coach:** .....Gus Malzahn (Henderson State '90)

## MEDIA RELATIONS

**Assistant AD/Communications:** .....Dan Forcella  
**Office Phone:** .....(407) 823-2142  
**Mobile:** .....(207) 650-6790  
**E-mail:** .....dforcella@athletics.ucf.edu  
**Press Box Phone:** .....(407) 822-0386

## TEAM FACTS

**2020 Record/Finish:** .....6-4/5-3 American (t-3rd)  
**All-Time Record:** .....271-217-1 (.555)  
**Bowl Appearances:** .....12  
**Bowl Record:** .....5-7 (.417)  
**Last Bowl Appearance:** .....2020 Boca Raton Bowl  
 (BYU 49, UCF 23)  
**Lettermen Returning/Lost:** .....57/13  
**Starters Returning/Lost:** .....19/5



## Head Coach Gus Malzahn

**Hometown:** Irving, Texas  
**Family:** Wife - Kris; Children - Kylie, Kenzie  
**Alma Mater (Year):** Henderson State (1990)  
**Hired at UCF:** Feb. 15, 2021  
**Head Coaching Record:** first year at UCF; 77-38, nine years

## Collegiate/Professional Career

2006 Offensive Coordinator/Wide Receivers Coach, Arkansas  
 2007-08 Assistant Head Coach/Co-Offensive Coordinator/  
 Quarterbacks Coach, Tulsa  
 2009-11 Offensive Coordinator/Quarterbacks Coach, Auburn  
 2012 Head Coach, Arkansas State  
 2013-20 Head Coach, Auburn  
 2021- Head Coach, UCF

## Assistant Coaches

Travis Williams Defensive Coordinator	Kenny Ingram Defensive Ends/Rush
Brian Blackmon Special Teams Coordinator/Tight Ends	G.J. Kinne Co-Offensive Coordinator/Quarterbacks
David Gibbs Co-Defensive Coordinator/Secondary	Kenny Martin Defensive Tackles
Herb Hand Offensive Line	Addison Williams Cornerbacks
Tim Harris Jr. Co-Offensive Coordinator/Running Backs	Darrell Wyatt Wide Receivers

## 2020 RESULTS (6-4, 5-3 American)

Date	Opponent	Result	Attend.	Rank		Offense					Defense			
				UCF	Opp	Rush	Pass	Total	Passing	TO	Rush	Pass	Total	TO
9/19	at Georgia Tech (3:30 p.m., ABC)	W, 49-21	11,000	14/13	rv/rv	243	417	660	27-41-1	2	227	244	471	5
9/24	at East Carolina* (Noon, ESPN+)	W, 51-28	350	13/15	-/-	224	408	632	32-47-0	0	244	215	459	4
10/3	Tulsa* (7:30 p.m., ESPN2)	L, 26-34	8,874	11/12	-/-	125	330	455	28-51-1	3	165	273	438	3
10/17	at Memphis* (3:30 p.m., ABC)	L, 49-50	10,554	rv/rv	rv/rv	197	601	798	35-49-0	1	217	486	703	1
10/24	Tulane* (2 p.m., ESPN2)	W, 51-34	9,148	-rv	-/-	267	422	689	26-40-0	0	125	215	340	1
10/31	at Houston* (2 p.m., ESPN+)	W, 44-21	8,630	-rv	-rv	353	328	681	19-33-0	1	165	269	434	2
11/14	Temple* (7:30 p.m., ESPN+)	W, 38-13	8,768	-/-	-/-	147	272	419	13-24-0	1	183	107	290	3
11/21	Cincinnati* (3:30 p.m., ESPN)	L, 33-36	10,668	rv/-	7/7	116	243	359	26-49-1	1	144	338	482	1
11/27	at South Florida* (3:30 p.m., ESPN)	W, 58-46	8,801	-/-	-/-	241	336	577	22-36-1	1	242	404	646	2
12/22	vs. BYU (7 p.m., ESPN) <sup>1</sup>	L, 23-49	6,000	rv/-	13/15	194	217	411	21-45-0	0	214	441	655	0

<sup>1</sup>RoofClaim.com Boca Raton Bowl, Boca Raton, Fla.

## 2021 SCHEDULE

 Thursday Boise State 9/2	 Bethune-Cookman 9/11	 Friday at Louisville 9/17	 Thursday at Navy 10/2	 East Carolina 10/9	 at Cincinnati 10/16
 Friday 10/22 Memphis	 10/30 at Temple	 11/6 Tulane	 11/13 at SMU	 11/20 UConn	 Friday 11/26 South Florida

## 2020 STATISTICAL LEADERS

Returning players in *italics*

RUSHING	GP	Att	Gain	Loss	Net	Avg	TD	Long	Avg/G
MCCRAE, Greg	10	149	774	16	758	5.1	10	54	75.8
ANDERSON, Otis	9	125	709	22	687	5.5	4	49	76.3
<i>THOMPSON, Bentavious</i>	9	73	398	16	382	5.2	5	32	42.4
<i>GABRIEL, Dillon</i>	10	72	310	141	169	2.3	2	28	16.9
<b>Total.....</b>	<b>10</b>	<b>444</b>	<b>2320</b>	<b>213</b>	<b>2107</b>	<b>4.7</b>	<b>23</b>	<b>54</b>	<b>210.7</b>
<b>Opponents.....</b>	<b>10</b>	<b>444</b>	<b>2245</b>	<b>319</b>	<b>1926</b>	<b>4.3</b>	<b>17</b>	<b>39</b>	<b>192.6</b>

PASSING	GP	Effic	Cmp-Att-Int	Pct	Yds	TD	Lng	Avg/G
<i>GABRIEL, Dillon</i>	10	156.29	248-413-4	60.0	3570	32	93	357.0
<i>JONES, Quadry</i>	2	66.80	1-2-0	50.0	4	0	4	2.0
<b>Total.....</b>	<b>10</b>	<b>155.86</b>	<b>249-415-4</b>	<b>60.0</b>	<b>3574</b>	<b>32</b>	<b>93</b>	<b>357.4</b>
<b>Opponents.....</b>	<b>10</b>	<b>150.89</b>	<b>209-350-9</b>	<b>59.7</b>	<b>2992</b>	<b>26</b>	<b>52</b>	<b>299.2</b>

RECEIVING	GP	No.	Yds	Avg	TD	Long	Avg/G
WILLIAMS, Marlon	8	71	1039	14.6	10	85	129.9
<i>ROBINSON, Jaylon</i>	10	55	979	17.8	6	70	97.9
HARRIS, Jacob	10	30	539	18.0	8	55	53.9
<i>O'KEEFE, Ryan</i>	10	20	391	19.5	3	93	39.1
NIXON, Tre	4	19	260	13.7	2	51	65.0
<b>Total.....</b>	<b>10</b>	<b>249</b>	<b>3574</b>	<b>14.4</b>	<b>32</b>	<b>93</b>	<b>357.4</b>
<b>Opponents.....</b>	<b>10</b>	<b>209</b>	<b>2992</b>	<b>14.3</b>	<b>26</b>	<b>52</b>	<b>299.2</b>

PUNT RETURNS	No.	Yds	Avg	TD	Long
<i>JOHNSON, Amari</i>	3	24	8.0	0	19
ANDERSON, Otis	3	23	7.7	0	11
<b>Total.....</b>	<b>9</b>	<b>53</b>	<b>5.9</b>	<b>0</b>	<b>19</b>
<b>Opponents.....</b>	<b>11</b>	<b>120</b>	<b>10.9</b>	<b>0</b>	<b>54</b>

KICK RETURNS	No.	Yds	Avg	TD	Long
<i>O'KEEFE, Ryan</i>	11	240	21.8	0	52
<i>RICHARDSON, Johnny</i>	4	77	19.2	0	26
<b>Total.....</b>	<b>15</b>	<b>317</b>	<b>21.1</b>	<b>0</b>	<b>52</b>
<b>Opponents.....</b>	<b>25</b>	<b>571</b>	<b>22.8</b>	<b>0</b>	<b>75</b>

SCORING	TD	FGs	PATs					Saf	Points
			Kick	Rush	Rcv	Pass	DXP		
<i>OBARSKI, Daniel</i>	0	12-17	46-49	0-0	0	0-0	0	0	82
WILLIAMS, Marlon	10	0-0	0-0	0-0	3	0-0	0	0	66
MCCRAE, Greg	10	0-0	0-0	0-0	0	0-0	0	0	60
HARRIS, Jacob	8	0-0	0-0	0-0	1	0-0	0	0	50
<i>ROBINSON, Jaylon</i>	6	0-0	0-0	0-0	0	0-0	0	0	36
<b>Total.....</b>	<b>55</b>	<b>12-17</b>	<b>46-49</b>	<b>0-0</b>	<b>4</b>	<b>4-6</b>	<b>0</b>	<b>1</b>	<b>422</b>
<b>Opponents.....</b>	<b>44</b>	<b>8-11</b>	<b>34-35</b>	<b>1-3</b>	<b>3</b>	<b>3-6</b>	<b>0</b>	<b>1</b>	<b>332</b>

TOTAL OFFENSE	GP	Plays	Rush	Pass	Total	Avg/G
<i>GABRIEL, Dillon</i>	10	485	169	3570	3739	373.9
<b>Total.....</b>	<b>10</b>	<b>859</b>	<b>2107</b>	<b>3574</b>	<b>5681</b>	<b>568.1</b>
<b>Opponents.....</b>	<b>10</b>	<b>794</b>	<b>1926</b>	<b>2992</b>	<b>4918</b>	<b>491.8</b>

FIELD GOALS	FGM-FGA	Pct	01-19	20-29	30-39	40-49	50-99	Lg	Blk
OBARSKI, Daniel	12-17	70.6	0-0	6-8	6-7	0-2	0-0	38	0

PUNTING	No.	Yds	Avg	Long	TB	FC	I20	50+	Blkd
<i>OSTEEN, Andrew</i>	40	1756	43.9	57	3	16	9	8	0
<b>Total.....</b>	<b>40</b>	<b>1756</b>	<b>43.9</b>	<b>57</b>	<b>3</b>	<b>16</b>	<b>9</b>	<b>8</b>	<b>0</b>
<b>Opponents.....</b>	<b>46</b>	<b>2092</b>	<b>45.5</b>	<b>70</b>	<b>4</b>	<b>14</b>	<b>23</b>	<b>10</b>	<b>0</b>

ALL PURPOSE	GP	Rush	Rec	PR	KOR	IR	Tot	Avg/G
WILLIAMS, Marlon	8	0	1039	6	0	0	1045	130.6
<i>ROBINSON, Jaylon</i>	10	0	979	0	0	0	979	97.9
MCCRAE, Greg	10	758	98	0	0	0	856	85.6
<b>Total.....</b>	<b>10</b>	<b>2107</b>	<b>3574</b>	<b>53</b>	<b>317</b>	<b>56</b>	<b>6107</b>	<b>610.7</b>
<b>Opponents.....</b>	<b>10</b>	<b>1926</b>	<b>2992</b>	<b>120</b>	<b>571</b>	<b>36</b>	<b>5645</b>	<b>564.5</b>

DEFENSE	GP	Solo	Ast	Total	TFL/Yds	Sacks	Int	PBU	QBH	FR-Yds	FF	Blk	Saf
GRANT, Richie	9	49	23	72	3.5-14	1.0-3	3-25	5	1	2-0	2	.	.
<i>GILYARD, Eriq</i>	9	33	26	59	8.5-28	1.0-7	1-16	1	1	2-6	3	.	1
<i>BETHUNE, Tatum</i>	10	28	29	57	7.0-37	2.5-20	1-6	2	1	.	.	.	.
<i>GAINOUS, Derek</i>	9	33	13	46	.	.	1-0	1	.	.	1	.	.
ROBINSON, Aaron	9	31	10	41	1.0-3	.	.	7	.	1-0	1	.	.
<b>Total.....</b>	<b>10</b>	<b>467</b>	<b>262</b>	<b>729</b>	<b>71-293</b>	<b>26-169</b>	<b>9-56</b>	<b>39</b>	<b>21</b>	<b>13-6</b>	<b>15</b>	<b>1</b>	<b>1</b>
<b>Opponents.....</b>	<b>10</b>	<b>478</b>	<b>286</b>	<b>764</b>	<b>58-209</b>	<b>22-139</b>	<b>4-36</b>	<b>46</b>	<b>17</b>	<b>6-38</b>	<b>8</b>	<b>1</b>	<b>1</b>



Dillon  
**GABRIEL**

# CINCINNATI

## UNIVERSITY OF CINCINNATI

**Location:** Cincinnati, Ohio  
**Enrollment:** 44,783  
**Founded:** 1819  
**Nickname:** Bearcats  
**Colors:** Red and Black  
**Website:** GoBearcats.com  
**Stadium:** Nippert Stadium (40,000/UBU Speed Series 55-M)  
**President:** Dr. Neville G. Pinto  
**Director of Athletics:** John Cunningham  
**Head Coach:** Luke Fickell (Ohio State '97)

## MEDIA RELATIONS

**Associate AD/Strategic Communications:** Ryan Koslen  
**Office Phone:** (513) 556-5186  
**Mobile:** (216) 798-5998  
**E-mail:** ryan.koslen@uc.edu  
**Press Box Phone:** (513) 556-1010

## TEAM FACTS

**2020 Record/Finish:** 9-1/6-0 American (1st)  
**All-Time Record:** 635-592-51 (.517)  
**Bowl Appearances:** 20  
**Bowl Record:** 10-10 (.500)  
**Last Bowl Appearance:** 2020 Chick-fil-A Peach Bowl  
 (Georgia 24, Cincinnati 21)  
**Lettermen Returning/Lost:** 52/28  
**Starters Returning/Lost:** 15/9



## Head Coach Luke Fickell

**Hometown:** Columbus, Ohio  
**Family:** Wife - Amy; Children - Landon, Luca, Aydon, Ashton, Laykon, Lucian  
**Alma Mater (Year):** Ohio State (1997)  
**Hired at Cincinnati:** Dec. 10, 2016  
**Head Coaching Record:** 35-14, four years at Cincinnati; 41-21, five years

## Collegiate/Professional Career

2003-04 Graduate Assistant, Oklahoma  
 1999 Graduate Assistant, Ohio State  
 2000-01 Defensive Line Coach, Akron  
 2002-03 Special Teams Coordinator, Ohio State  
 2004 Linebackers Coach, Ohio State  
 2005-11 Co-Defensive Coordinator/Linebackers Coach, Ohio State  
 2011 Head Coach, Ohio State  
 2012-16 Defensive Coordinator/Linebackers Coach, Ohio State  
 2017- Head Coach, Cincinnati

## Assistant Coaches

Mike Denbrock Offensive Coordinator/Tight Ends	Perry Eliano Cornerbacks
Mike Tressel Defensive Coordinator/Linebackers	Darren Paige Running Backs
Brian Mason Special Teams Coordinator	Mike Brown Wide Receivers
Ron Crook Offensive Line	Greg Scruggs Defensive Line
Gino Guidugli Passing Game Coordinator/Quarterbacks	Colin Hitschler Safeties

## 2020 RESULTS (9-1, 6-0 American)

Date	Opponent	Result	Attend.	Rank		Offense					Defense			
				Cin	Opp	Rush	Pass	Total	Passing	TO	Rush	Pass	Total	TO
9/19	Austin Peay (Noon, ESPN+)	W, 55-20	-	13/14	-/-	276	249	525	17-26-0	1	140	213	353	1
9/26	Army (3:30 p.m., ESPN)	W, 24-10	-	14/16	22/rv	69	262	331	19-34-1	2	182	94	276	2
10/3	South Florida* (3:30 p.m., ESPN+)	W, 28-7	-	15/15	-/-	189	143	332	16-26-3	4	83	208	291	5
10/24	at SMU* (9 p.m., ESPN2)	W, 42-13	7,898	9/10	16/16	313	126	439	13-21-0	2	75	215	290	1
10/31	Memphis* (Noon, ESPN)	W, 49-10	-	7/7	rv/rv	242	271	513	21-26-1	1	5	316	231	1
11/7	Houston* (3:30 p.m., ESPN)	W, 38-10	-	6/6	-/-	342	168	510	20-30-1	1	93	189	282	2
11/13	East Carolina* (3:30 p.m., ESPN2)	W, 55-17	-	7/7	-/-	299	354	653	27-34-0	1	206	87	293	4
11/21	at UCF* (3:30 p.m., ESPN)	W, 36-33	10,688	7/7	rv/-	144	338	482	21-32-0	1	116	243	359	1
12/19	Tulsa (8 p.m., ABC) <sup>1</sup>	W, 27-24	5,831	6/6	20/20	151	269	420	19-29-0	2	199	166	365	2
1/1	vs. Georgia (Noon, ESPN) <sup>2</sup>	L, 21-24	15,301	6/6	11/9	99	206	305	24-37-0	1	45	404	449	2

<sup>1</sup> American Athletic Conference Championship Game

<sup>2</sup> Chick-fil-A Peach Bowl, Atlanta, Ga.

## 2021 SCHEDULE



Miami (Ohio)  
9/4



Murray State  
9/11



at Indiana  
9/18



at Notre Dame  
10/2



Friday  
Temple  
10/8



UCF  
10/16

10/23  
at Navy



10/30  
at Tulane



11/6  
Tulsa



Friday  
11/12  
at South Florida



11/20  
SMU



11/27  
at East Carolina



# CINCINNATI

## 2020 STATISTICAL LEADERS

Returning players in italics

RUSHING	GP	Att	Gain	Loss	Net	Avg	TD	Long	Avg/G
DOAKS, Gerrid	9	144	705	32	673	4.7	7	72	74.8
<i>RIDDER, Desmond</i>	10	98	724	132	592	6.0	12	91	59.2
FORD, Jerome	10	73	503	20	483	6.6	8	79	48.3
<b>Total.....</b>	<b>10</b>	<b>381</b>	<b>2353</b>	<b>229</b>	<b>2124</b>	<b>5.6</b>	<b>29</b>	<b>91</b>	<b>212.4</b>
<b>Opponents.....</b>	<b>10</b>	<b>355</b>	<b>1400</b>	<b>289</b>	<b>1111</b>	<b>3.1</b>	<b>10</b>	<b>64</b>	<b>111.1</b>

PASSING	G	Effic	Cmp-Att-Int	Pct	Yds	TD	Lng	Avg/G
<i>RIDDER, Desmond</i>	10	152.87	186-281-6	66.2	2296	19	60	229.6
<b>Total.....</b>	<b>10</b>	<b>153.03</b>	<b>197-295-6</b>	<b>66.8</b>	<b>2386</b>	<b>20</b>	<b>60</b>	<b>238.6</b>
<b>Opponents.....</b>	<b>10</b>	<b>101.25</b>	<b>189-355-16</b>	<b>53.2</b>	<b>2135</b>	<b>7</b>	<b>92</b>	<b>213.5</b>

RECEIVING	G	No.	Yds	Avg	TD	Long	Avg/G
YOUNG, Michael	10	29	332	11.4	3	33	33.2
WHYLE, Josh	10	28	353	12.6	6	30	35.3
JACKSON, Jayshon	10	27	337	12.5	1	45	33.7
TUCKER, Tre	10	18	236	13.1	3	45	23.6
PIERCE, Alec	6	17	315	18.5	3	45	52.5
<b>Total.....</b>	<b>10</b>	<b>197</b>	<b>2386</b>	<b>12.1</b>	<b>20</b>	<b>60</b>	<b>238.6</b>
<b>Opponents.....</b>	<b>10</b>	<b>189</b>	<b>2135</b>	<b>11.3</b>	<b>7</b>	<b>92</b>	<b>213.5</b>

PUNT RETURNS	No.	Yds	Avg	TD	Long
MONTGOMERY, Ryan	14	110	7.9	0	21
<b>Total.....</b>	<b>15</b>	<b>123</b>	<b>8.2</b>	<b>0</b>	<b>21</b>
<b>Opponents.....</b>	<b>13</b>	<b>84</b>	<b>6.5</b>	<b>0</b>	<b>16</b>

KICK RETURNS	No.	Yds	Avg	TD	Long
TUCKER, Tre	13	389	29.9	1	97
<b>Total.....</b>	<b>17</b>	<b>476</b>	<b>28.0</b>	<b>1</b>	<b>97</b>
<b>Opponents.....</b>	<b>23</b>	<b>503</b>	<b>21.9</b>	<b>0</b>	<b>70</b>

SCORING	TD	FGs	PATs				Pass	DXP	Saf	Points
			Kick	Rush	Rcv	Pass				
<i>RIDDER, Desmond</i>	12	0-0	0-0	0-0	0	0-1	0	0	72	
SMTIH, Cole	0	7-10	48-50	0-0	0	0-0	0	0	69	
DOAKS, Gerrid	9	0-0	0-0	0-0	0	0-0	0	0	54	
FORD, Jerome	8	0-0	0-0	0-0	0	0-0	0	0	48	
WHYLE, Josh	6	0-0	0-0	0-0	0	0-0	0	0	36	
TUCKER, Tre	4	0-0	0-0	0-0	0	0-0	0	0	24	
<b>Total.....</b>	<b>51</b>	<b>7-10</b>	<b>48-50</b>	<b>0-0</b>	<b>0</b>	<b>0-1</b>	<b>0</b>	<b>0</b>	<b>375</b>	
<b>Opponents.....</b>	<b>18</b>	<b>13-16</b>	<b>15-15</b>	<b>0-0</b>	<b>2</b>	<b>2-3</b>	<b>0</b>	<b>1</b>	<b>168</b>	


TOTAL OFFENSE	G	Plays	Rush	Pass	Total	Avg/G
<i>RIDDER, Desmond</i>	10	379	592	2296	2888	288.8
DOAKS, Gerrid	9	144	673	0	673	74.8
FORD, Jerome	10	73	483	0	483	48.3
<b>Total.....</b>	<b>10</b>	<b>676</b>	<b>2124</b>	<b>2386</b>	<b>4510</b>	<b>451.0</b>
<b>Opponents.....</b>	<b>10</b>	<b>710</b>	<b>1111</b>	<b>2135</b>	<b>3246</b>	<b>324.6</b>

FIELD GOALS	FGM-FGA	Pct	01-19	20-29	30-39	40-49	50-99	Lg	Blk
SMTIH, Cole	7-10	70.0	0-0	3-3	3-6	1-1	0-0	47	1

PUNTING	No.	Yds	Avg	Long	TB	FC	120	50+	Blkd
SMITH, James	40	1754	43.8	60	1	21	18	8	0
<b>Total.....</b>	<b>40</b>	<b>1754</b>	<b>43.8</b>	<b>60</b>	<b>1</b>	<b>21</b>	<b>18</b>	<b>8</b>	<b>0</b>
<b>Opponents.....</b>	<b>54</b>	<b>2196</b>	<b>40.7</b>	<b>60</b>	<b>3</b>	<b>16</b>	<b>12</b>	<b>10</b>	<b>1</b>

ALL PURPOSE	G	Rush	Rec	PR	KOR	IR	Tot	Avg/G
DOAKS, Gerrid	9	673	202	0	0	0	875	97.2
TUCKER, Tre	10	25	236	0	389	0	650	65.0
<i>RIDDER, Desmond</i>	10	592	0	0	0	0	592	59.2
<b>Total.....</b>	<b>10</b>	<b>2124</b>	<b>2386</b>	<b>123</b>	<b>476</b>	<b>130</b>	<b>5239</b>	<b>523.9</b>
<b>Opponents.....</b>	<b>10</b>	<b>1111</b>	<b>2135</b>	<b>84</b>	<b>503</b>	<b>5</b>	<b>3838</b>	<b>383.8</b>

DEFENSE	G	Solo	Ast	Total	TFL/Yds	Sacks	Int	PBU	QBH	FR-Yds	FF	Blk	Saf
WHITE, Jarell	10	44	33	77	8.0-38	3.0-23	2-26	2	4	.	1	.	.
BEAVERS, Darrien	10	38	20	58	7.5-25	2.5-15	2-8	2	1	.	1	.	.
DUBLANKO, Joel	10	32	19	51	5.5-18	1.0-9	.	.	5	1-0	1	.	.
FORREST, Darrick	10	31	9	40	1.0-3	.	2-22	1	1	.	.	.	.
BRYANT, Coby	10	31	4	35	1.0-2	.	4-25	7	.	.	1	.	.
<b>Total.....</b>	<b>10</b>	<b>413</b>	<b>238</b>	<b>651</b>	<b>72-297</b>	<b>30-211</b>	<b>16-130</b>	<b>39</b>	<b>23</b>	<b>5-18</b>	<b>10</b>	<b>1</b>	<b>.</b>
<b>Opponents.....</b>	<b>10</b>	<b>390</b>	<b>270</b>	<b>660</b>	<b>51-188</b>	<b>19-113</b>	<b>6-5</b>	<b>26</b>	<b>8</b>	<b>10-51</b>	<b>11</b>	<b>1</b>	<b>1</b>



Desmond  
**RIDDER**

# EAST CAROLINA

## EAST CAROLINA UNIVERSITY

**Location:** ..... Greenville, N.C.  
**Enrollment:** ..... 28,000  
**Founded:** ..... 1907  
**Nickname:** ..... Pirates  
**Colors:** ..... Purple and Gold  
**Website:** ..... ECU Pirates.com  
**Stadium:** ..... Dowdy-Ficklen Stadium  
 (50,000/Grass)  
**Chancellor:** ..... Philip G. Rogers  
**Director of Athletics:** ..... Jon Gilbert  
**Head Coach:** ..... Mike Houston (Mars Hill '94)

## MEDIA RELATIONS

**Assistant AD/Media Relations:** ..... Tom McClellan  
**Office Phone:** ..... (252) 737-1274  
**Mobile:** ..... (252) 414-0990  
**E-mail:** ..... mcclellant@ecu.edu  
**Press Box Phone:** ..... (252) 328-4697

## TEAM FACTS

**2020 Record/Finish:** ..... 3-6/3-5 American (t-8th)  
**All-Time Record:** ..... 445-434-12 (.506)  
**Bowl Appearances:** ..... 20  
**Bowl Record:** ..... 9-11 (.450)  
**Last Bowl Appearance:** ..... 2015 Birmingham Bowl  
 (Florida 28, East Carolina 20)  
**Lettermen Returning/Lost:** ..... 63/11  
**Starters Returning/Lost:** ..... 21/3



## Head Coach Mike Houston

**Hometown:** Franklin, N.C.  
**Family:** Wife - Amanda; Children - Owen, Reid  
**Alma Mater (Year):** Mars Hill (1994)  
**Hired at East Carolina:** Dec. 3, 2018  
**Head Coaching Record:** 7-14, two years at ECU; 87-39, 10 years

## Collegiate/Professional Career:

2006 Associate Head Coach, Defensive Coordinator, Brevard  
 2007-10 Defensive Coordinator/Secondary Coach, Lenoir-Rhyne  
 2011-13 Head Coach, Lenoir-Rhyne  
 2014-15 Head Coach, The Citadel  
 2016-18 Head Coach, James Madison  
 2019- Head Coach, East Carolina

## Assistant Coaches

Donnie Kirkpatrick Offensive Coordinator/Quarterbacks	Steve Ellis Cornerbacks
Blake Harrell Defensive Coordinator/Inside Linebackers	Chris Foster Running Backs
Tim Daoust Special Teams Coordinator/Defensive Ends	Steve Shankweiler Offensive Line
Latrell Scott Passing Game Coordinator/Tight Ends	Roy Tesh Defensive Tackles
Drew Dudzik Outside Receivers	Tripp Weaver Safeties

## 2020 RESULTS (3-6, 3-5 American)

Date	Opponent	Result	Attend.	Rank		Offense					Defense			
				ECU	Opp	Rush	Pass	Total	Passing	TO	Rush	Pass	Total	TO
9/26	UCF * (Noon, ABC)	L, 28-51	-	-/-	13/15	244	215	459	14-29-1	4	224	408	632	0
10/3	at Georgia State (Noon, ESPN2)	L, 29-49	3,823	-/-	-/-	50	242	292	29-52-3	3	247	238	485	3
10/10	at South Florida * (7 p.m., ESPN2)	W, 44-24	6,799	-/-	-/-	210	222	432	17-26-0	0	92	306	398	2
10/17	Navy * (Noon, ESPN2)	L, 23-27	3,500	-/-	-/-	268	104	372	10-20-0	2	288	30	318	2
10/30	at Tulsa * (9 p.m., ESPN2)	L, 30-34	-	-/-	rv/rv	126	330	456	38-50-1	3	175	253	428	3
11/7	Tulane * (Noon, ESPN2)	L, 21-38	3,500	-/-	-/-	35	351	386	27-43-0	1	277	216	493	1
11/14	at Cincinnati * (7:30 p.m., ESPN2)	L, 17-55	-	-/-	7/7	206	87	293	9-21-3	4	299	354	653	1
11/21	at Temple * (Noon, ESPN2)	W, 28-3	-	-/-	-/-	265	182	447	11-22-1	2	140	95	235	3
11/28	SMU * (Noon, ESPN2)	W, 52-38	3,500	-/-	rv/rv	160	333	493	21-30-0	2	70	314	384	3

## 2021 SCHEDULE

 vs. Appalachian State <b>9/2</b>	 South Carolina <b>9/11</b>	 at Marshall <b>9/18</b>	 Charleston Southern <b>9/25</b>	 Tulane <b>10/2</b>	 at UCF <b>10/9</b>
<b>10/23</b> at Houston 	<b>10/28</b> South Florida 	<b>11/6</b> Temple 	<b>11/13</b> at Memphis 	<b>11/20</b> at Navy 	<b>11/27</b> Cincinnati 

# EAST CAROLINA

## 2020 STATISTICAL LEADERS

Returning players in italics

RUSHING	GP	Att	Gain	Loss	Net	Avg	TD	Long	Avg/G
HARRIS, <i>Rahjai</i>	8	128	647	23	624	4.9	4	80	78.0
MITCHELL, <i>Keaton</i>	9	88	457	14	443	5.0	2	34	49.2
PINNIX, <i>Darius</i>	6	44	134	14	120	2.7	2	10	20.0
AHLERS, <i>Holton</i>	8	54	260	151	109	2.0	1	75	13.6
<b>Total.....</b>	<b>9</b>	<b>362</b>	<b>1805</b>	<b>241</b>	<b>1564</b>	<b>4.3</b>	<b>11</b>	<b>80</b>	<b>173.8</b>
<b>Opponents.....</b>	<b>9</b>	<b>351</b>	<b>1982</b>	<b>170</b>	<b>1812</b>	<b>5.2</b>	<b>23</b>	<b>75</b>	<b>201.3</b>

PASSING	G	Effic	Cmp-Att-Int	Pct	Yds	TD	Lng	Avg/G
AHLERS, <i>Holton</i>	8	136.72	165-269-9	61.3	1921	18	75	240.1
GARCIA, <i>Mason</i>	3	81.46	10-23-0	43.5	104	0	18	34.7
<b>Total.....</b>	<b>9</b>	<b>134.38</b>	<b>176-293-9</b>	<b>60.1</b>	<b>2060</b>	<b>19</b>	<b>75</b>	<b>228.9</b>
<b>Opponents.....</b>	<b>9</b>	<b>140.09</b>	<b>194-297-10</b>	<b>65.3</b>	<b>2214</b>	<b>17</b>	<b>64</b>	<b>246.0</b>

RECEIVING	G	No.	Yds	Avg	TD	Long	Avg/G
SNEAD, <i>Tyler</i>	9	53	524	9.9	5	46	58.2
PROEHL, <i>Blake</i>	9	47	577	12.3	4	75	64.1
JOHNSON, <i>C.J.</i>	9	19	405	21.3	6	75	45.0
OMOTOSHO, <i>Audie</i>	7	18	198	11.0	0	34	28.3
<b>Total.....</b>	<b>9</b>	<b>176</b>	<b>2060</b>	<b>11.7</b>	<b>19</b>	<b>75</b>	<b>228.9</b>
<b>Opponents.....</b>	<b>9</b>	<b>194</b>	<b>2214</b>	<b>11.4</b>	<b>17</b>	<b>64</b>	<b>246.0</b>

PUNT RETURNS	No.	Yds	Avg	TD	Long
SNEAD, <i>Tyler</i>	12	144	12.0	0	36
<b>Total.....</b>	<b>13</b>	<b>190</b>	<b>14.6</b>	<b>1</b>	<b>36</b>
<b>Opponents.....</b>	<b>10</b>	<b>70</b>	<b>7.0</b>	<b>0</b>	<b>39</b>

KICK RETURNS	No.	Yds	Avg	TD	Long
SNEAD, <i>Tyler</i>	18	409	22.7	1	95
<b>Total.....</b>	<b>31</b>	<b>591</b>	<b>19.1</b>	<b>1</b>	<b>95</b>
<b>Opponents.....</b>	<b>14</b>	<b>300</b>	<b>21.4</b>	<b>0</b>	<b>48</b>

SCORING	TD	FGs	PATs					Saf	Points
			Kick	Rush	Rcv	Pass	DXP		
VERITY, <i>Jake</i>	0	14-21	30-31	0-0	0	0-0	0	0	72
SNEAD, <i>Tyler</i>	7	0-0	0-0	0-0	1	0-0	0	0	44
JOHNSON, <i>C.J.</i>	6	0-0	0-0	0-0	0	0-0	0	0	36
PROEHL, <i>Blake</i>	5	0-0	0-0	0-0	0	0-0	0	0	30
HARRIS, <i>Rahjai</i>	5	0-0	0-0	0-0	0	0-0	0	0	30
<b>Total.....</b>	<b>33</b>	<b>14-21</b>	<b>30-31</b>	<b>0-0</b>	<b>1</b>	<b>1-2</b>	<b>0</b>	<b>0</b>	<b>272</b>
<b>Opponents.....</b>	<b>42</b>	<b>9-11</b>	<b>38-40</b>	<b>0-0</b>	<b>1</b>	<b>1-2</b>	<b>0</b>	<b>0</b>	<b>319</b>


TOTAL OFFENSE	G	Plays	Rush	Pass	Total	Avg/G
AHLERS, <i>Holton</i>	8	323	109	1921	2030	253.8
HARRIS, <i>Rahjai</i>	8	128	624	0	624	78.0
<b>Total.....</b>	<b>9</b>	<b>655</b>	<b>1564</b>	<b>2060</b>	<b>3624</b>	<b>402.7</b>
<b>Opponents.....</b>	<b>9</b>	<b>648</b>	<b>1812</b>	<b>2214</b>	<b>4026</b>	<b>447.3</b>

FIELD GOALS	FGM-FGA	Pct	01-19	20-29	30-39	40-49	50-99	Lg	Blk
VERITY, <i>Jake</i>	14-21	66.7	0-0	4-5	5-8	5-7	0-1	48	4

PUNTING	No.	Yds	Avg	Long	TB	FC	I20	50+	Blkd
YOUNG, <i>Jonn</i>	28	1171	41.8	57	2	14	10	5	0
LARSEN, <i>Luke</i>	13	536	41.2	51	1	2	3	1	0
<b>Total.....</b>	<b>42</b>	<b>1739</b>	<b>41.4</b>	<b>57</b>	<b>4</b>	<b>16</b>	<b>13</b>	<b>6</b>	<b>0</b>
<b>Opponents.....</b>	<b>42</b>	<b>1674</b>	<b>39.9</b>	<b>58</b>	<b>2</b>	<b>20</b>	<b>13</b>	<b>6</b>	<b>1</b>

ALL PURPOSE	G	Rush	Rec	PR	KOR	IR	Tot	Avg/G
SNEAD, <i>Tyler</i>	9	68	524	144	409	0	1145	127.2
HARRIS, <i>Rahjai</i>	8	624	31	0	0	0	655	81.9
PROEHL, <i>Blake</i>	9	0	577	46	0	0	623	69.2
<b>Total.....</b>	<b>9</b>	<b>1564</b>	<b>2060</b>	<b>190</b>	<b>591</b>	<b>80</b>	<b>4485</b>	<b>498.3</b>
<b>Opponents.....</b>	<b>9</b>	<b>1812</b>	<b>2214</b>	<b>70</b>	<b>300</b>	<b>131</b>	<b>4527</b>	<b>503.0</b>

DEFENSE	G	Solo	Ast	Total	TFL/Yds	Sacks	Int	PBU	QBH	FR-Yds	FF	Blk	Saf
SMITH, <i>Xavier</i>	9	39	33	72	8.0-30	2.5-22	.	6	4	1-39	2	.	.
WILSON, <i>Jireh</i>	9	42	28	70	6.5-26	3.5-16	.	3	1	1-39	3	.	.
DOURSEAU, <i>Shawn</i>	9	35	23	58	3.0-4	.	2-5	4	.	.	1	.	.
BIVENS, <i>Bruce</i>	8	17	30	47	4.5-13	.	1-0	1	2	.	.	.	.
McMILLIAN, <i>Ja'Quan</i>	9	27	6	33	.	.	4-31	3	.	.	.	.	.
<b>Total.....</b>	<b>9</b>	<b>366</b>	<b>284</b>	<b>650</b>	<b>49-166</b>	<b>14-79</b>	<b>10-80</b>	<b>27</b>	<b>16</b>	<b>8-36</b>	<b>10</b>	<b>1</b>	<b>.</b>
<b>Opponents.....</b>	<b>9</b>	<b>390</b>	<b>266</b>	<b>656</b>	<b>64-237</b>	<b>23-145</b>	<b>9-131</b>	<b>45</b>	<b>28</b>	<b>12-14</b>	<b>12</b>	<b>4</b>	<b>.</b>



Rahjai  
**HARRIS**

# HOUSTON

## UNIVERSITY OF HOUSTON

**Location:** .....Houston, Texas  
**Enrollment:** .....43,770  
**Founded:** .....1927  
**Nickname:** .....Cougars  
**Colors:** .....Scarlet and White  
**Website:** .....UHCougars.com  
**Stadiums:** .....TDECU Stadium (40,000/Synthetic)  
**Chancellor:** .....Dr. Renu Khator  
**Vice President for Intercollegiate Athletics:** .....Chris Pezman  
**Head Coach:** .....Dana Holgorsen (Iowa Wesleyan '93)

## MEDIA RELATIONS

**Associate AD/Communications:** .....Tyler Pigg  
**Office Phone:** .....(713) 743-8998  
**Mobile:** .....(334) 750-0791  
**E-mail:** .....tepig@central.uh.edu

## TEAM FACTS

**2020 Record/Finish:** .....3-5/3-3 American (6th)  
**All-Time Record:** .....448-379-15 (.541)  
**Bowl Appearances:** .....28  
**Bowl Record:** .....11-16-1 (.410)  
**Last Bowl Appearance:** .....2020 Frisco Bowl  
 (Hawaii 28, Houston 14)  
**Lettermen Returning/Lost:** .....42/10  
**Starters Returning/Lost:** .....20/4



## Head Coach Dana Holgorsen

**Hometown:** Mount Pleasant, Iowa  
**Family:** Children - Logan, McClayne, Karlyn  
**Alma Mater (Year):** Iowa Wesleyan (1993)  
**Hired at Houston:** Jan. 1, 2019  
**Head Coaching Record:** 7-13, two years at Houston; 68-54, 10 years

## Collegiate/Professional Career:

1993-95 Quarterbacks/Receivers/Special Teams, Valdosta State  
 1996-98 Quarterbacks/Rec./Special Teams, Mississippi College  
 1999 Quarterbacks/Receivers, Wingate  
 2000-04 Inside Receivers Coach, Texas Tech  
 2005-07 Co-Offensive Coordinator/Inside Receivers, Texas Tech  
 2008-09 Offensive Coordinator/Quarterbacks, Houston  
 2010 Offensive Coordinator/Quarterbacks, Oklahoma State  
 2011-18 Head Coach, West Virginia  
 2019- Head Coach, Houston

## Assistant Coaches

Doug Belk Defensive Coordinator/Safeties	Archie McDaniel Linebackers
Shannon Dawson Passing Game Coordinator/Quarterbacks	Corby Meekins Tight Ends/Inside Receivers
Brandon Jones Running Game Coordinator/Offensive Line	David Rowe Cornerbacks
Marquel Blackwell Running Backs	Mark Scott Special Teams Coordinator
Brian Early Defensive Line	Dakiel Shorts Jr. Wide Receivers

## 2020 RESULTS (3-5, 3-3 American)

Date	Opponent	Result	Attend.	Rank		Offense					Defense			
				Hou	Opp	Rush	Pass	Total	Passing	TO	Rush	Pass	Total	TO
10/8	Tulane * (7:30 p.m., ESPN)	W, 49-31	8,164	-/-	-/-	157	319	476	20-33-2	5	70	141	211	0
10/16	BYU (9:30 p.m., ESPN)	L, 26-43	10,092	rv/rv	15/13	128	310	438	21-33-0	0	78	400	478	0
10/24	at Navy * (3:30 p.m., CBS Sports Network)	W, 37-21	3,600	-/-	-/-	86	334	420	26-37-0	1	166	206	372	1
10/31	UCF * (2 p.m., ESPN+)	L, 21-44	8,630	-rv	-rv	165	269	434	22-42-2	2	353	328	681	1
11/7	at Cincinnati * (3:30 p.m., ESPN)	L, 10-38	-	-/-	6/6	93	189	282	20-34-1	2	342	168	510	1
11/14	South Florida * (3 p.m., ESPN2)	W, 56-21	-	-/-	-/-	319	186	505	15-26-1	1	136	223	359	2
12/12	at Memphis * (3:30 p.m., ESPN2)	L, 27-30	9,475	-/-	-/-	139	270	409	30-49-1	2	64	246	310	1
12/24	vs. Hawaii (3:30 p.m., ESPN) <sup>1</sup>	L, 14-28	2,060	-/-	-/-	58	249	307	21-43-3	3	131	136	267	1

<sup>1</sup> New Mexico Bowl, Frisco, Texas

## 2021 SCHEDULE

 vs. Texas Tech 9/4	 at Rice 9/11	 Grambling State 9/18	 Navy 9/25	 Friday at Tulsa 10/1	 Thursday at Tulane 10/7
 10/23 East Carolina	 10/30 SMU	 11/6 at South Florida	 11/13 at Temple	 Friday 11/19 Memphis	 11/27 at UConn



# HOUSTON

## 2020 STATISTICAL LEADERS

Returning players in italics

RUSHING	GP	Att	Gain	Loss	Net	Avg	TD	Long	Avg/G
PORTER, Kyle	7	105	444	20	424	4.0	4	18	60.6
<i>TUNE, Clayton</i>	8	72	358	105	253	3.5	5	26	31.6
<i>CAR, Mulbah</i>	7	52	203	11	192	3.7	2	26	27.4
<b>Total.....</b>	<b>8</b>	<b>293</b>	<b>1318</b>	<b>173</b>	<b>1145</b>	<b>3.9</b>	<b>12</b>	<b>30</b>	<b>143.1</b>
<b>Opponents.....</b>	<b>8</b>	<b>314</b>	<b>1593</b>	<b>253</b>	<b>1340</b>	<b>4.3</b>	<b>12</b>	<b>72</b>	<b>167.5</b>

PASSING	G	Effic	Cmp-Att-Int	Pct	Yds	TD	Lng	Avg/G
<i>TUNE, Clayton</i>	8	130.36	170-285-10	59.6	2048	15	54	256.0
<b>Total.....</b>	<b>8</b>	<b>128.98</b>	<b>175-297-10</b>	<b>58.9</b>	<b>2126</b>	<b>15</b>	<b>54</b>	<b>265.8</b>
<b>Opponents.....</b>	<b>8</b>	<b>143.71</b>	<b>140-238-3</b>	<b>58.8</b>	<b>1848</b>	<b>16</b>	<b>78</b>	<b>231.0</b>

RECEIVING	G	No.	Yds	Avg	TD	Long	Avg/G
<i>DELL, Nathaniel</i>	8	29	428	14.8	3	54	53.5
CORBIN, Keith	8	27	352	13.0	1	33	44.0
<i>TRAHAN, Christian</i>	8	22	294	13.4	3	34	36.8
STEVENSON, Marquez	5	20	307	15.4	4	51	61.4
<b>Total.....</b>	<b>8</b>	<b>175</b>	<b>2126</b>	<b>12.1</b>	<b>15</b>	<b>54</b>	<b>265.8</b>
<b>Opponents.....</b>	<b>8</b>	<b>140</b>	<b>1848</b>	<b>13.2</b>	<b>16</b>	<b>78</b>	<b>231.0</b>

PUNT RETURNS	No.	Yds	Avg	TD	Long
<i>JONES, Marcus</i>	17	337	19.8	1	72
<b>Total.....</b>	<b>20</b>	<b>369</b>	<b>18.5</b>	<b>1</b>	<b>72</b>
<b>Opponents.....</b>	<b>4</b>	<b>-5</b>	<b>-1.2</b>	<b>0</b>	<b>0</b>

KICK RETURNS	No.	Yds	Avg	TD	Long
<i>DELL, Nathaniel</i>	5	129	25.8	0	32
<i>JONES, Marcus</i>	5	102	20.4	0	27
STEVENSON, Marquez	4	145	36.2	1	97
<b>Total.....</b>	<b>17</b>	<b>425</b>	<b>25.0</b>	<b>1</b>	<b>97</b>
<b>Opponents.....</b>	<b>11</b>	<b>313</b>	<b>28.5</b>	<b>1</b>	<b>92</b>

SCORING	TD	FGs	PATs					Saf	Points
			Kick	Rush	Rcv	Pass	DXP		
<i>WITHERSPOON, Dalton</i>	0	8-10	20-20	0-0	0	0-0	0	0	44
PORTER, Kyle	5	0-0	0-0	0-0	0	0-0	0	0	30
<i>TUNE, Clayton</i>	5	0-0	0-0	0-0	0	1-3	0	0	30
STEVENSON, Marquez	5	0-0	0-0	0-0	0	0-0	0	0	30
<b>Total.....</b>	<b>31</b>	<b>8-11</b>	<b>28-28</b>	<b>0-0</b>	<b>1</b>	<b>1-3</b>	<b>0</b>	<b>0</b>	<b>240</b>
<b>Opponents.....</b>	<b>33</b>	<b>8-12</b>	<b>30-31</b>	<b>1-1</b>	<b>1</b>	<b>1-1</b>	<b>0</b>	<b>0</b>	<b>256</b>


TOTAL OFFENSE	G	Plays	Rush	Pass	Total	Avg/G
<i>TUNE, Clayton</i>	8	357	253	2048	2301	287.6
PORTER, Kyle	7	105	424	0	424	60.6
<b>Total.....</b>	<b>8</b>	<b>590</b>	<b>1145</b>	<b>2126</b>	<b>3271</b>	<b>408.9</b>
<b>Opponents.....</b>	<b>8</b>	<b>552</b>	<b>1340</b>	<b>1848</b>	<b>3188</b>	<b>398.5</b>

FIELD GOALS	FGM-FGA	Pct	01-19	20-29	30-39	40-49	50-99	Lg	Blk
<i>WITHERSPOON, Dalton</i>	8-10	80.0	0-0	4-4	1-2	2-3	1-1	53	0

PUNTING	No.	Yds	Avg	Long	TB	FC	I20	50+	Blkd
<i>WILKINS, Laine</i>	38	1583	41.7	62	3	13	18	7	0
<b>Total.....</b>	<b>38</b>	<b>1583</b>	<b>41.7</b>	<b>62</b>	<b>3</b>	<b>13</b>	<b>18</b>	<b>7</b>	<b>0</b>
<b>Opponents.....</b>	<b>45</b>	<b>1946</b>	<b>43.2</b>	<b>63</b>	<b>4</b>	<b>12</b>	<b>11</b>	<b>12</b>	<b>0</b>

ALL PURPOSE	G	Rush	Rec	PR	KOR	IR	Tot	Avg/G
<i>DELL, Nathaniel</i>	8	0	428	7	129	0	564	70.5
PORTER, Kyle	7	424	95	0	0	0	519	74.1
STEVENSON, Marquez	5	16	307	0	145	0	468	93.6
<i>JONES, Marcus</i>	7	0	0	337	102	22	461	65.9
<b>Total.....</b>	<b>8</b>	<b>1145</b>	<b>2126</b>	<b>369</b>	<b>425</b>	<b>22</b>	<b>4087</b>	<b>510.9</b>
<b>Opponents.....</b>	<b>8</b>	<b>1340</b>	<b>1848</b>	<b>-5</b>	<b>313</b>	<b>159</b>	<b>3655</b>	<b>456.9</b>

DEFENSE	G	Solo	Ast	Total	TFL/Yds	Sacks	Int	PBU	QBH	FR-Yds	FF	Blk	Saf
STUARD, Grant	7	35	26	61	5.0-21	1.0-14	.	.	1	1-34	.	.	.
<i>MWANIKI, Thabo</i>	8	25	8	33	1.0-1	.	1-0	2	.	.	.	.	.
<i>HYPOLITE, Hasaa</i>	8	17	13	30	2.0-5	.	1-0	1	.	.	.	.	.
<i>OWENS, Gervarri</i>	8	18	10	28	2.0-3	.	.	2	.	.	.	.	.
<i>WILLIAMS, Damar</i>	8	21	6	27	2.0-3	.	.	7	1	.	.	.	.
<b>Total.....</b>	<b>8</b>	<b>321</b>	<b>190</b>	<b>511</b>	<b>59-224</b>	<b>24-152</b>	<b>3-22</b>	<b>28</b>	<b>21</b>	<b>3-121</b>	<b>4</b>	<b>1</b>	<b>.</b>
<b>Opponents.....</b>	<b>8</b>	<b>335</b>	<b>226</b>	<b>561</b>	<b>53.0-201</b>	<b>18-108</b>	<b>10-159</b>	<b>27</b>	<b>28</b>	<b>6-86</b>	<b>4</b>	<b>.</b>	<b>.</b>



Marcus  
**JONES**

# MEMPHIS

## UNIVERSITY OF MEMPHIS

**Location:** ..... Memphis, Tenn.  
**Enrollment:** ..... 20,585  
**Founded:** ..... 1912  
**Nickname:** ..... Tigers  
**Colors:** ..... Blue and Gray  
**Website:** ..... GoTigersGo.com  
**Stadium:** ..... Liberty Bowl Memorial Stadium (58,318/AstroTurf)  
**President:** ..... Dr. M. David Rudd  
**Director of Athletics:** ..... Laird Veatch  
**Head Coach:** ..... Ryan Silverfield (Hampden-Sydney '03)

## MEDIA RELATIONS

**Associate Director:** ..... Scott Burns  
**Office Phone:** ..... (901) 678-5787  
**Mobile:** ..... (812) 322-5285  
**E-mail:** ..... scott.burns@memphis.edu  
**Press Box Phone:** ..... (901) 272-0136

## TEAM FACTS

**2020 Record/Finish:** ..... 8-3/5-3 American (t-3rd)  
**All-Time Record:** ..... 509-523-33 (.493)  
**Bowl Appearances:** ..... 13  
**Bowl Record:** ..... 6-7 (.462)  
**Last Bowl Appearance:** ..... 2020 Montgomery Bowl  
 (Memphis 25, Florida Atlantic 10)  
**Lettermen Returning/Lost:** ..... 45/12  
**Starters Returning/Lost:** ..... 16/8



## Head Coach Ryan Silverfield

**Hometown:** Jacksonville, Fla.  
**Family:** Wife - Mariana  
**Alma Mater (Year):** Hampden-Sydney (2003)  
**Hired at Memphis:** Dec. 13, 2019  
**Head Coaching Record:** 8-6 one year

## Collegiate/Professional Career:

2000-03 Offensive Asst. Def. Line, Tight Ends, Hampden-Sydney  
 2005 Quarterbacks, Jacksonville  
 2006-07 Graduate Assistant, UCF  
 2008-13 Various Positions, Minnesota Vikings  
 2014 Offensive Consultant, Toledo  
 2015 Senior Offensive Analyst, Arizona State  
 2015 Assistant Offensive Line, Detroit Lions  
 2016 Offensive Line, Memphis  
 2017 Run Game Coordinator/Offensive Line, Memphis  
 2018-19 Asst Head Coach/Run Game Coord./OL, Memphis  
 2019- Head Coach, Memphis

## Assistant Coaches

Kevin Johns Offensive Coordinator/Quarterbacks	David Glidden Wide Receivers
Mike MacIntyre Defensive Coordinator	Jordan Hankins Linebackers/Special Teams
Charles Bankins Special Teams Coordinator	Anthony Jones Running Backs/Recruiting Coordinator
Jim Bridge Offensive Line	Kyle Pope Defensive Line
Charles Clark Defensive Backs	Brad Salem Tight Ends

## 2020 RESULTS (8-3, 5-3 American)

Date	Opponent	Result	Attend.	Rank		Offense					Defense			
				Mem	Opp	Rush	Pass	Total	Passing	TO	Rush	Pass	Total	TO
9/5	Arkansas State (8 p.m., ESPN)	W, 37-24	4,537	rv/rv	-/-	227	275	502	26-36-1	1	125	299	424	3
10/3	at SMU* (3:30 p.m., ESPN2)	L, 27-30	7,898	25/24	rv/rv	205	380	585	29-42-2	4	75	474	549	2
10/17	UCF* (Noon, ESPN+)	W, 50-49	10,554	rv/rv	rv/rv	217	486	703	34-50-0	1	197	601	798	1
10/24	Temple* (Noon, ESPN+)	W, 41-29	10,321	rv/rv	-/-	176	313	489	17-36-1	3	113	387	500	4
10/31	at Cincinnati* (Noon, ESPN)	L, 10-49	-	rv/rv	7/7	5	316	321	18-35-0	1	242	271	513	1
11/7	USF* (Noon, ESPN+)	W, 34-33	10,300	-/rv	-/-	98	437	535	30-50-1	1	113	217	330	0
11/21	Stephen F. Austin (Noon, ESPN+)	W, 56-14	9,684	-/rv	-/-	305	269	574	18-33-1	1	55	169	224	2
11/28	at Navy* (7 p.m., CBSSN)	W, 10-7	-	-/rv	-/-	75	205	280	18-32-0	1	233	88	321	2
12/5	at Tulane* (Noon, ESPN+)	L, 21-35	2,400	-/rv	-/-	45	255	300	20-39-2	2	165	254	419	1
12/12	Houston* (3:30 p.m., ESPN2)	W, 30-27	9,475	-/-	-/-	64	246	310	22-35-1	1	139	270	409	2
12/23	vs. Florida Atlantic (7 p.m., ESPN) <sup>1</sup>	W, 25-10	2,979	rv/-	-/-	185	284	469	22-34-1	3	139	151	290	2

<sup>1</sup> Montgomery Bowl, Montgomery, Ala.

## 2021 SCHEDULE

 Nicholls 9/4	 at Arkansas State 9/11	 Mississippi State 9/18	 UTSA 9/25	 at Temple 10/2	 at Tulsa 10/9
Thursday 10/14 Navy 	Friday 10/22 at UCF 	11/6 SMU 	11/13 East Carolina 	Friday 11/19 at Houston 	11/27 Tulane 

# MEMPHIS

## 2020 STATISTICAL LEADERS

Returning players in italics

RUSHING									
	GP	Att	Gain	Loss	Net	Avg	TD	Long	Avg/G
CLARK, <i>Rodrigues</i>	10	136	595	34	561	4.1	2	29	56.1
WATKINS, <i>Kylan</i>	11	81	463	30	433	5.3	1	44	39.4
MARTIN, <i>Asa</i>	11	55	249	16	233	4.2	1	22	21.2
<b>Total.....</b>	<b>11</b>	<b>396</b>	<b>1861</b>	<b>264</b>	<b>1597</b>	<b>4.0</b>	<b>9</b>	<b>47</b>	<b>145.2</b>
<b>Opponents.....</b>	<b>11</b>	<b>413</b>	<b>1845</b>	<b>249</b>	<b>1596</b>	<b>3.9</b>	<b>13</b>	<b>48</b>	<b>145.1</b>

PASSING								
	G	Effic	Cmp-Att-Int	Pct	Yds	TD	Lng	Avg/G
WHITE, <i>Brady</i>	11	147.67	254-420-10	60.5	3380	31	92	307.3
<b>Total.....</b>	<b>11</b>	<b>147.00</b>	<b>255-423-10</b>	<b>60.3</b>	<b>3387</b>	<b>31</b>	<b>92</b>	<b>307.9</b>
<b>Opponents.....</b>	<b>11</b>	<b>138.18</b>	<b>269-428-12</b>	<b>62.9</b>	<b>3181</b>	<b>24</b>	<b>93</b>	<b>289.2</b>

RECEIVING							
	G	No.	Yds	Avg	TD	Long	Avg/G
AUSTIN, <i>Calvin</i>	11	63	1053	16.7	11	65	95.7
DYKES, <i>Sean</i>	11	47	581	12.4	7	48	52.8
WASHINGTON, <i>Tahj</i>	11	43	743	17.3	6	92	67.5
IVORY, <i>Javon</i>	10	23	356	15.5	3	51	35.6
WATKINS, <i>Kylan</i>	11	23	154	6.7	1	23	14.0
<b>Total.....</b>	<b>11</b>	<b>255</b>	<b>3387</b>	<b>13.3</b>	<b>31</b>	<b>92</b>	<b>307.9</b>
<b>Opponents.....</b>	<b>11</b>	<b>269</b>	<b>3181</b>	<b>11.8</b>	<b>24</b>	<b>93</b>	<b>289.2</b>

PUNT RETURNS					
	No.	Yds	Avg	TD	Long
AUSTIN, <i>Calvin</i>	20	188	9.4	1	64
<b>Total.....</b>	<b>21</b>	<b>188</b>	<b>9.0</b>	<b>1</b>	<b>64</b>
<b>Opponents.....</b>	<b>9</b>	<b>53</b>	<b>5.9</b>	<b>0</b>	<b>14</b>

KICK RETURNS					
	No.	Yds	Avg	TD	Long
WASHINGTON, <i>Tahj</i>	12	242	20.2	0	32
ROGERS, <i>Gabriel</i>	6	126	21.0	0	34
<b>Total.....</b>	<b>27</b>	<b>484</b>	<b>17.9</b>	<b>0</b>	<b>34</b>
<b>Opponents.....</b>	<b>19</b>	<b>331</b>	<b>17.4</b>	<b>0</b>	<b>43</b>

SCORING									
	TD	FGs	PATs		Rcv	Pass	DXP	Saf	Points
			Kick	Rush					
PATTERSON, <i>Riley</i>	0	15-22	36-37	0-0	0	0-0	0	0	81
AUSTIN, <i>Calvin</i>	12	0-0	0-0	0-0	0	1-1	0	0	72
DYKES, <i>Sean</i>	7	0-0	0-0	0-0	2	0-0	0	0	46
WASHINGTON, <i>Tahj</i>	7	0-0	0-0	0-0	1	0-0	0	0	44
IVORY, <i>Javon</i>	3	0-0	0-0	0-0	0	0-0	0	0	18
<b>Total.....</b>	<b>42</b>	<b>15-22</b>	<b>36-37</b>	<b>1-2</b>	<b>3</b>	<b>3-3</b>	<b>0</b>	<b>0</b>	<b>341</b>
<b>Opponents.....</b>	<b>39</b>	<b>12-16</b>	<b>33-35</b>	<b>0-0</b>	<b>2</b>	<b>2-4</b>	<b>0</b>	<b>0</b>	<b>307</b>

TOTAL OFFENSE						
	G	Plays	Rush	Pass	Total	Avg/G
WHITE, <i>Brady</i>	11	483	88	3380	3468	315.3
CLARK, <i>Rodrigues</i>	10	136	561	0	561	56.1
<b>Total.....</b>	<b>11</b>	<b>819</b>	<b>1597</b>	<b>3387</b>	<b>4984</b>	<b>453.1</b>
<b>Opponents.....</b>	<b>11</b>	<b>841</b>	<b>1596</b>	<b>3181</b>	<b>4777</b>	<b>434.3</b>

FIELD GOALS									
	FGM-FGA	Pct	01-19	20-29	30-39	40-49	50-99	Lg	Blk
PATTERSON, <i>Riley</i>	15-22	68.2	0-0	4-4	3-3	5-7	3-8	56	0

PUNTING									
	No.	Yds	Avg	Long	TB	FC	I20	50+	Blkd
WILLIAMS, <i>Adam</i>	43	1829	42.5	63	4	16	13	6	0
<b>Total.....</b>	<b>44</b>	<b>1873</b>	<b>42.6</b>	<b>63</b>	<b>5</b>	<b>16</b>	<b>13</b>	<b>6</b>	<b>0</b>
<b>Opponents.....</b>	<b>49</b>	<b>2053</b>	<b>41.9</b>	<b>58</b>	<b>2</b>	<b>15</b>	<b>12</b>	<b>8</b>	<b>1</b>

ALL PURPOSE								
	G	Rush	Rec	PR	KOR	IR	Tot	Avg/G
AUSTIN, <i>Calvin</i>	11	14	1053	188	0	0	1255	114.1
WASHINGTON, <i>Tahj</i>	11	11	743	0	242	0	996	90.5
CLARK, <i>Rodrigues</i>	10	561	50	0	19	0	630	63.0
WATKINS, <i>Kylan</i>	11	433	154	0	0	0	587	53.4
<b>Total.....</b>	<b>11</b>	<b>1597</b>	<b>3387</b>	<b>188</b>	<b>484</b>	<b>58</b>	<b>5714</b>	<b>519.5</b>
<b>Opponents.....</b>	<b>11</b>	<b>1596</b>	<b>3181</b>	<b>53</b>	<b>331</b>	<b>128</b>	<b>5289</b>	<b>480.8</b>

DEFENSE													
	G	Solo	Ast	Total	TFL/Yds	Sacks	Int	PBU	QBH	FR-Yds	FF	Blk	Saf
JOHNSON, <i>Quindell</i>	11	60	21	81	2.0-2	.	3-31	5	.	1-0	2	1	.
RUSSELL, <i>JJ</i>	11	39	19	58	3.5-7	.	.	3	3	.	1	.	.
OWENS, <i>Rodney</i>	11	37	16	53	2.5-6	.	3-8	6	3	.	1	.	.
PICKENS, <i>Thomas</i>	10	36	17	53	5.0-26	3.0-22	1-1	2	2	.	.	.	.
LINDSEY, <i>Tyrez</i>	11	43	9	52	2.0-4	.	.	3	.	1-0	.	.	.
<b>Total.....</b>	<b>11</b>	<b>505</b>	<b>200</b>	<b>705</b>	<b>67-243</b>	<b>26-160</b>	<b>12-58</b>	<b>39</b>	<b>25</b>	<b>8-88</b>	<b>9</b>	<b>3</b>	<b>.</b>
<b>Opponents.....</b>	<b>11</b>	<b>482</b>	<b>184</b>	<b>666</b>	<b>68.0-223</b>	<b>20-113</b>	<b>10-128</b>	<b>43</b>	<b>5</b>	<b>9-40</b>	<b>9</b>	<b>.</b>	<b>.</b>



Calvin  
AUSTIN III



# NAVY

## 2020 STATISTICAL LEADERS

Returning players in italics

RUSHING	GP	Att	Gain	Loss	Net	Avg	TD	Long	Avg/G
SMITH, Nelson	10	128	657	12	645	5.0	8	32	64.5
CAROTHERS, Jamale	10	98	363	7	356	3.6	2	48	35.6
<i>ARLINE, Xavier</i>	5	59	253	43	210	3.6	0	52	42.0
FELLS, Myles	10	25	166	5	161	6.4	0	33	16.1
WILLIAMS, CJ	7	17	109	4	105	6.2	0	26	15.0
<i>WARREN, Chance</i>	10	29	128	33	95	3.3	3	20	9.5
<b>Total.....</b>	<b>10</b>	<b>483</b>	<b>2048</b>	<b>272</b>	<b>1776</b>	<b>3.7</b>	<b>15</b>	<b>52</b>	<b>177.6</b>
<b>Opponents.....</b>	<b>10</b>	<b>414</b>	<b>2238</b>	<b>191</b>	<b>2047</b>	<b>4.9</b>	<b>23</b>	<b>80</b>	<b>204.7</b>

PASSING	G	Effic	Cmp-Att-Int	Pct	Yds	TD	Lng	Avg/G
MORRIS, Dalen	9	134.67	33-65-2	50.8	579	3	60	64.3
<i>GOSLIN, Tyger</i>	4	145.35	15-35-1	42.9	333	3	73	83.2
<i>ARLINE, Xavier</i>	5	52.23	4-12-0	33.3	27	0	14	5.4
<b>Total.....</b>	<b>10</b>	<b>121.46</b>	<b>57-124-4</b>	<b>46.0</b>	<b>974</b>	<b>6</b>	<b>73</b>	<b>97.4</b>
<b>Opponents.....</b>	<b>10</b>	<b>140.07</b>	<b>140-230-3</b>	<b>60.9</b>	<b>1808</b>	<b>11</b>	<b>66</b>	<b>180.8</b>

RECEIVING	G	No.	Yds	Avg	TD	Long	Avg/G
WALKER, Mark	10	13	175	13.5	0	44	17.5
COOPER, Mychal	8	12	199	16.6	2	41	24.9
<b>Total.....</b>	<b>10</b>	<b>57</b>	<b>974</b>	<b>17.1</b>	<b>6</b>	<b>73</b>	<b>97.4</b>
<b>Opponents.....</b>	<b>10</b>	<b>140</b>	<b>1808</b>	<b>12.9</b>	<b>11</b>	<b>66</b>	<b>180.8</b>

PUNT RETURNS	No.	Yds	Avg	TD	Long
WALKER, Mark	9	25	2.8	0	12
<b>Total.....</b>	<b>10</b>	<b>26</b>	<b>2.6</b>	<b>0</b>	<b>12</b>
<b>Opponents.....</b>	<b>9</b>	<b>70</b>	<b>7.8</b>	<b>0</b>	<b>23</b>

KICK RETURNS	No.	Yds	Avg	TD	Long
<i>WARREN, Chance</i>	8	173	21.6	0	37
FELLS, Myles	2	56	28.0	0	34
<b>Total.....</b>	<b>13</b>	<b>284</b>	<b>21.8</b>	<b>0</b>	<b>37</b>
<b>Opponents.....</b>	<b>14</b>	<b>234</b>	<b>16.7</b>	<b>0</b>	<b>28</b>

SCORING	TD	FGs	PATs					Saf	Points
			Kick	Rush	Rcv	Pass	DXP		
SMITH, Nelson	8	0-0	0-0	0-0	0	0-0	0	0	48
<i>NICHOLS, Bijan</i>	0	6-10	16-18	0-0	0	0-0	0	0	34
CAROTHERS, Jamale	3	0-0	0-0	0-0	0	0-0	0	0	18
<i>WARREN, Chance</i>	3	0-0	0-0	0-0	0	0-0	0	0	18
MORRIS, Dalen	2	0-0	0-0	1-1	0	1-1	0	0	14
<b>Total.....</b>	<b>21</b>	<b>6-10</b>	<b>16-18</b>	<b>1-2</b>	<b>1</b>	<b>1-1</b>	<b>0</b>	<b>1</b>	<b>166</b>
<b>Opponents.....</b>	<b>34</b>	<b>22-25</b>	<b>31-32</b>	<b>0-0</b>	<b>0</b>	<b>0-2</b>	<b>0</b>	<b>1</b>	<b>303</b>

TOTAL OFFENSE	G	Plays	Rush	Pass	Total	Avg/G
SMITH, Nelson	10	128	645	0	645	64.5
MORRIS, Dalen	9	132	48	579	627	69.7
<i>GOSLIN, Tyger</i>	4	59	31	333	364	91.0
CAROTHERS, Jamale	10	98	356	0	356	35.6
<b>Total.....</b>	<b>10</b>	<b>607</b>	<b>1776</b>	<b>974</b>	<b>2750</b>	<b>275.0</b>
<b>Opponents.....</b>	<b>10</b>	<b>644</b>	<b>2047</b>	<b>1808</b>	<b>3855</b>	<b>385.5</b>

FIELD GOALS	FGM-FGA	Pct	01-19	20-29	30-39	40-49	50-99	Lg	Blk
<i>NICHOLS, Bijan</i>	6-10	60.0	0-0	0-0	3-4	2-4	1-2	50	0

PUNTING	No.	Yds	Avg	Long	TB	FC	120	50+	Blkd
<i>DAVIES, Daniel</i>	44	1631	37.1	63	2	17	9	2	0
<b>Total.....</b>	<b>53</b>	<b>1932</b>	<b>36.5</b>	<b>63</b>	<b>2</b>	<b>21</b>	<b>9</b>	<b>2</b>	<b>0</b>
<b>Opponents.....</b>	<b>34</b>	<b>1367</b>	<b>40.2</b>	<b>62</b>	<b>2</b>	<b>11</b>	<b>18</b>	<b>4</b>	<b>0</b>

ALL PURPOSE	G	Rush	Rec	PR	KOR	IR	Tot	Avg/G
SMITH, Nelson	10	645	0	0	0	0	645	64.5
CAROTHERS, Jamale	10	356	103	0	0	0	459	45.9
<b>Total.....</b>	<b>10</b>	<b>1776</b>	<b>974</b>	<b>26</b>	<b>284</b>	<b>25</b>	<b>3085</b>	<b>308.5</b>
<b>Opponents.....</b>	<b>10</b>	<b>2047</b>	<b>1808</b>	<b>70</b>	<b>234</b>	<b>61</b>	<b>4220</b>	<b>422.0</b>

DEFENSE	G	Solo	Ast	Total	TFL/Yds	Sacks	Int	PBU	QBH	FR-Yds	FF	Blk	Saf
<i>FAGOT, Diego</i>	9	39	33	72	11.0-43	3.0-24	.	2	2	1-0	1	.	.
<i>BRENNAN, Kevin</i>	10	35	33	68	1.5-4	.	.	5	.	.	.	.	.
<i>MARSHALL, John</i>	10	32	30	62	5.5-11	.	1-12	3	2	1-0	.	.	.
<i>TUIELE, Tama</i>	8	38	14	52	3.0-3	.	.	.	.	.	4	.	.
<i>WEST, Mitchell</i>	9	32	18	50	.	.	.	1	1	.	1	.	.
<b>Total.....</b>	<b>10</b>	<b>374</b>	<b>280</b>	<b>654</b>	<b>45-138</b>	<b>6-40</b>	<b>3-25</b>	<b>27</b>	<b>16</b>	<b>6-1</b>	<b>8</b>	<b>2</b>	<b>1</b>
<b>Opponents.....</b>	<b>10</b>	<b>379</b>	<b>272</b>	<b>651</b>	<b>65.0-245</b>	<b>22-122</b>	<b>4-61</b>	<b>14</b>	<b>14</b>	<b>7-3</b>	<b>7</b>	<b>1</b>	<b>1</b>



Diego  
FAGOT

# SOUTH FLORIDA

## UNIVERSITY OF SOUTH FLORIDA

**Location:** .....Tampa, Fla.  
**Enrollment:** .....46,793  
**Founded:** .....1956  
**Nickname:** .....Bulls  
**Colors:** .....Green and Gold  
**Website:** .....GoUSFBulls.com  
**Stadium:** .....Raymond James Stadium (65,857/Grass)  
**Acting President:** .....Ralph Wilcox  
**Vice President of Athletics:** .....Michael Kelly  
**Head Coach:** .....Jeff Scott (Clemson '03)

## MEDIA RELATIONS

**Associate AD/Communications:** .....Brian Siegrist  
**Office Phone:** .....(813) 974-4086  
**Mobile:** .....(813) 293-3897  
**E-mail:** .....siegrist@usf.edu  
**Press Box Phone:** .....(813) 350-6225

## TEAM FACTS

**2020 Record/Finish:** .....1-8/0-7 American (11th)  
**All-Time Record:** .....158-127 (.554)  
**Bowl Appearances:** .....9  
**Bowl Record:** .....6-4 (.600)  
**Last Bowl Appearance:** .....2018 Gasparilla Bowl  
 (Marshall 38, South Florida 20)  
**Lettermen Returning/Lost:** .....54/16  
**Starters Returning/Lost:** .....19/5



## Head Coach Jeff Scott

**Hometown:** Arcadia, Fla.  
**Family:** Wife - Sara; Children - Savannah, Hunter  
**Alma Mater (Year):** Clemson (2003)  
**Hired at South Florida:** Dec. 9, 2019  
**Head Coaching Record:** 1-8, one year

## Collegiate/Professional Career:

2007 Wide Receivers Coach, Presbyterian  
 2008 Graduate Assistant/Wide Receivers, Clemson  
 2009-14 Wide Receivers Coach/Recruiting Coordinator, Clemson  
 2015-19 Co-Offensive Coordinator/Wide Receivers Coach, Clemson  
 2020- Head Coach, South Florida

## Assistant Coaches

Glenn Spencer Defensive Coordinator/Linebackers	Bobby Bentley Wide Receivers/Pass Game Coordinator
Charlie Weis Jr. Offensive Coordinator/Quarterbacks	Da'Quan Bowers Defensive Line
Allen Mogridge Offensive Line/Assistant Head Coach	Daniel Da Prato Special Teams Coordinator
Cam Aiken Running Backs/Run Game Coordinator	Xavier Dye Tight Ends
George Barlow Cornerbacks	Ernie Sims Linebackers

## 2020 RESULTS (1-8, 0-8 American)

Date	Opponent	Result	Attend.	Rank		Offense					Defense			
				USF	Opp	Rush	Pass	Total	Passing	TO	Rush	Pass	Total	TO
9/12	The Citadel (7 p.m., ESPN2)	W, 27-6	-	-/-	-/-	302	102	404	18-25-0	0	84	200	284	3
9/19	at Notre Dame (2:30 p.m., USA)	L, 0-52	10,085	rv/rv	7/7	106	125	231	12-29-0	0	281	148	429	0
10/3	at Cincinnati* (3:30 p.m., ESPN+)	L, 7-28	-	-/-	15/15	83	208	291	21-41-5	5	189	143	332	4
10/10	East Carolina* (7 p.m., ESPN+)	L, 24-44	6,799	-/-	-/-	92	306	398	28-38-0	2	210	222	432	0
10/17	at Temple* (Noon, ESPN+)	L, 37-39	782	-/-	-/-	143	181	324	16-29-0	3	142	270	412	2
10/23	Tulsa* (3:30 p.m., ESPN)	L, 13-42	5,142	-/-	rv/rv	122	183	305	22-36-1	3	227	235	462	1
11/7	at Memphis* (Noon, ESPN+)	L, 34-35	10,500	-/-	-/rv	113	217	330	20-29-0	0	98	437	535	1
11/14	at Houston* (3 p.m., ESPN2)	L, 21-56	-	-/-	-/-	136	223	359	18-39-0	2	319	186	505	1
11/27	UCF* (3:30 p.m., ESPN)	L, 46-58	8,801	-/-	-/-	242	404	646	32-47-0	2	241	336	577	1

## 2021 SCHEDULE

 Thurs NC State 9/2	 Florida 9/11	 Florida A&M 9/18	 at BYU 9/25	 at SMU 10/2	 Tulsa 10/16
 10/23 Temple	 Thurs 10/28 at East Carolina	 11/6 Houston	 Friday 11/12 Cincinnati	 11/20 at Tulane	 Friday 11/26 UCF

# SOUTH FLORIDA

## 2020 STATISTICAL LEADERS

Returning players in italics

RUSHING	GP	Att	Gain	Loss	Net	Avg	TD	Long	Avg/G
<i>JOINER, Kelley</i>	9	78	387	19	368	4.7	1	41	40.9
<i>BATTIE, Brian</i>	8	46	339	7	332	7.2	1	31	41.5
FORD, Johnny	7	55	299	14	285	5.2	3	43	40.7
<b>Total.....</b>	<b>9</b>	<b>337</b>	<b>1635</b>	<b>296</b>	<b>1339</b>	<b>4.0</b>	<b>11</b>	<b>43</b>	<b>148.8</b>
<b>Opponents.....</b>	<b>9</b>	<b>386</b>	<b>2037</b>	<b>126</b>	<b>1911</b>	<b>5.0</b>	<b>20</b>	<b>62</b>	<b>212.3</b>

PASSING	GP	Effic	Cmp-Att-Int	Pct	Yds	TD	Lng	Avg/G
McCLOUD, Jordan	8	133.17	120-194-2	61.9	1341	9	52	167.6
JOHNSON, Noah	6	122.67	48-77-1	62.3	459	3	75	76.5
<i>MARSH, Katravis</i>	4	50.74	14-31-3	45.2	92	0	21	23.0
<i>FORTIN, Cade</i>	2	90.95	4-8-0	50.0	39	0	22	19.5
<b>Total.....</b>	<b>9</b>	<b>120.87</b>	<b>187-313-6</b>	<b>59.7</b>	<b>1949</b>	<b>12</b>	<b>75</b>	<b>216.6</b>
<b>Opponents.....</b>	<b>9</b>	<b>143.15</b>	<b>164-270-10</b>	<b>60.7</b>	<b>2062</b>	<b>21</b>	<b>75</b>	<b>229.1</b>

RECEIVING	GP	No.	Yds	Avg	TD	Long	Avg/G
<i>MILLER, Bryce</i>	9	33	327	9.9	3	22	36.3
DUKES, DeVontre	9	24	297	12.4	4	28	33.0
<i>WILLIAMS, Latrell</i>	9	22	260	11.8	0	36	28.9
<i>DOLLISON, Omarion</i>	9	21	272	13.0	1	52	30.2
<b>Total.....</b>	<b>9</b>	<b>187</b>	<b>1949</b>	<b>10.4</b>	<b>12</b>	<b>75</b>	<b>216.6</b>
<b>Opponents.....</b>	<b>9</b>	<b>164</b>	<b>2062</b>	<b>12.6</b>	<b>21</b>	<b>75</b>	<b>229.1</b>

PUNT RETURNS	No.	Yds	Avg	TD	Long
SAILS, KJ	7	71	10.1	0	60
<b>Total.....</b>	<b>8</b>	<b>71</b>	<b>8.9</b>	<b>1</b>	<b>60</b>
<b>Opponents.....</b>	<b>19</b>	<b>288</b>	<b>15.2</b>	<b>2</b>	<b>72</b>

KICK RETURNS	No.	Yds	Avg	TD	Long
FORD, Johnny	13	337	25.9	0	70
HORNE, Terrence	7	115	16.4	0	34
<b>Total.....</b>	<b>34</b>	<b>726</b>	<b>21.4</b>	<b>0</b>	<b>70</b>
<b>Opponents.....</b>	<b>18</b>	<b>394</b>	<b>21.9</b>	<b>1</b>	<b>97</b>

SCORING	TD	FGs	PATs				DXP	Saf	Points
			Kick	Rush	Rcv	Pass			
<i>SACKETT, Jared</i>	0	5-7	10-10	0-0	0	0-0	0	0	25
DUKES, DeVontre	4	0-0	0-0	0-0	0	0-0	0	0	24
FORD, Johnny	4	0-0	0-0	0-0	0	0-0	0	0	24
<i>SHRADER, Spencer</i>	0	4-6	11-12	0-0	0	0-0	0	0	23
<b>Total.....</b>	<b>26</b>	<b>9-13</b>	<b>23-24</b>	<b>1-2</b>	<b>0</b>	<b>0-0</b>	<b>0</b>	<b>0</b>	<b>208</b>
<b>Opponents.....</b>	<b>47</b>	<b>11-17</b>	<b>44-45</b>	<b>0-1</b>	<b>0</b>	<b>0-1</b>	<b>0</b>	<b>0</b>	<b>359</b>

TOTAL OFFENSE	GP	Plays	Rush	Pass	Total	Avg/G
McCLOUD, Jordan	8	256	74	1341	1415	176.9
JOHNSON, Noah	6	118	106	459	565	94.2
<b>Total.....</b>	<b>9</b>	<b>650</b>	<b>1339</b>	<b>1949</b>	<b>3288</b>	<b>365.3</b>
<b>Opponents.....</b>	<b>9</b>	<b>656</b>	<b>1911</b>	<b>2062</b>	<b>3973</b>	<b>441.4</b>

FIELD GOALS	FGM-FGA	Pct	01-19	20-29	30-39	40-49	50-99	Lg	Blk
<i>SHRADER, Spencer</i>	4-6	66.7	0-0	0-0	0-0	4-6	0-0	49	0
<i>SACKETT, Jared</i>	5-7	71.4	0-0	2-2	3-4	0-1	0-0	39	0

PUNTING	No.	Yds	Avg	Long	TB	FC	I20	50+	Blkd
SCHNEIDER, Trent	32	1323	41.3	60	2	7	7	9	0
<b>Total.....</b>	<b>41</b>	<b>1606</b>	<b>39.2</b>	<b>60</b>	<b>2</b>	<b>8</b>	<b>9</b>	<b>9</b>	<b>1</b>
<b>Opponents.....</b>	<b>35</b>	<b>1405</b>	<b>40.1</b>	<b>60</b>	<b>3</b>	<b>12</b>	<b>16</b>	<b>5</b>	<b>0</b>

ALL PURPOSE	GP	Rush	Rec	PR	KOR	IR	Tot	Avg/G
FORD, Johnny	7	285	125	0	337	0	747	106.7
<i>BATTIE, Brian</i>	8	332	35	0	118	0	485	60.6
<b>Total.....</b>	<b>9</b>	<b>1339</b>	<b>1949</b>	<b>71</b>	<b>726</b>	<b>220</b>	<b>4305</b>	<b>478.3</b>
<b>Opponents.....</b>	<b>9</b>	<b>1911</b>	<b>2062</b>	<b>288</b>	<b>394</b>	<b>47</b>	<b>4702</b>	<b>522.4</b>

DEFENSE	GP	Solo	Ast	Total	TFL/Yds	Sacks	Int	PBU	QBH	FR-Yds	FF	Blk	Saf
<i>GRIER, Antonio</i>	8	34	25	59	5.5-19	3.0-13	.	1	.	2	.	.	.
<i>BOYLES, Dwayne</i>	7	28	16	44	5.0-14	.	1-0	2	2	.	.	1	.
ROBERTS, Nick	6	22	17	39	.	.	.	1	.	.	1	.	.
<i>MIMS, Andrew</i>	8	24	14	38	4.0-12	1.0-5	.	.	.	.	.	.	.
<i>MANGUM, Thad</i>	9	20	17	37	4.0-10	.	.	1	1-0	1	.	.	.
<b>Total.....</b>	<b>9</b>	<b>409</b>	<b>219</b>	<b>628</b>	<b>42-105</b>	<b>7-25</b>	<b>10-220</b>	<b>19</b>	<b>12</b>	<b>3-0</b>	<b>6</b>	<b>1</b>	<b>.</b>
<b>Opponents.....</b>	<b>9</b>	<b>447</b>	<b>132</b>	<b>579</b>	<b>81.0-326</b>	<b>30-177</b>	<b>6-47</b>	<b>34</b>	<b>27</b>	<b>11-110</b>	<b>11</b>	<b>1</b>	<b>.</b>



Antonio  
**GRIER**

## SOUTHERN METHODIST UNIVERSITY

Location: .....Dallas, Texas  
 Enrollment: .....10,893  
 Founded: .....1911  
 Nickname: .....Mustangs  
 Colors: .....Red and Blue  
 Website: .....SMUMustangs.com  
 Stadium: .....Gerald J. Ford Stadium (32,000/FieldTurf)  
 President: .....Dr. R. Gerald Turner  
 Director of Athletics: .....Rick Hart  
 Head Coach: .....Sonny Dykes (Texas Tech '93)

## MEDIA RELATIONS

Director of Strategic Communications: .....Lindsey Olsen  
 Office Phone: .....(214) 768-4970  
 Mobile: .....(847) 344-0389  
 E-mail: .....lmolsen@smu.edu  
 Press Box Phone: .....(214) 768-7730

## TEAM FACTS

2020 Record/Finish: .....7-3/4-3 American (5th)  
 All-Time Record: .....507-547-54 (.482)  
 Bowl Appearances: .....17  
 Bowl Record: .....7-9-1 (.441)  
 Last Bowl Appearance: .....2019 Boca Raton Bowl  
 (Florida Atlantic 52, SMU 28)  
 Lettermen Returning/Lost: .....61/12  
 Starters Returning/Lost: .....18/6



## Head Coach Sonny Dykes

Hometown: Big Spring, Texas  
 Family: Wife - Kate; Children - Alta, Charlotte, Daniel  
 Alma Mater: Texas Tech (1993)  
 Hired at SMU: Dec. 11, 2017  
 Head Coaching Record: 22-14, three years at SMU; 63-59, 10 years

## Collegiate/Professional Career:

1995-96 Assistant Coach, Navarro College  
 1997 Graduate Assistant, Kentucky  
 1998 Receivers Coach, Northeast Louisiana  
 1999 Receivers Coach/Special Teams Coordinator, Kentucky  
 2000-04 Receivers Coach, Texas Tech  
 2005-06 Offensive Coordinator/Receivers Coach, Texas Tech  
 2007-09 Offensive Coordinator/ Quarterbacks Coach, Arizona  
 2010-12 Head Coach, Louisiana Tech  
 2013-16 Head Coach, California  
 2017 Offensive Analyst, TCU  
 2018- Head Coach, SMU

## Assistant Coaches

Jim Leavitt Defensive Coordinator	Trey Haverty Safeties
Garrett Riley Offensive Coordinator/Quarterbacks	Josh Martin Tight Ends
A.J. Ricker Co-Offensive Coordinator/Offensive Line	Stefan McClure Cornerbacks
Ra'Shaad Samples Assistant Head Coach/Running Backs	Kenny Perry Special Teams Coordinator
David Gru Wide Receivers	Chidera Uzo-Diribe Defensive Line

## 2020 RESULTS (7-3, 4-3 American)

Date	Opponent	Result	Attend.	Rank		Offense					Defense			
				SMU	Opp	Rush	Pass	Total	Passing	TO	Rush	Pass	Total	TO
9/5	at Texas State (4:30 p.m., ESPN)	W, 31-24	7,500	rv/rv	-/-	177	367	544	26-36-2	3	189	227	416	2
9/19	at North Texas (6 p.m., CBS Sports Network)	W, 65-35	8,464	rv/rv	-/-	366	344	710	24-33-0	0	212	305	517	2
9/26	Stephen F. Austin (7 p.m., ESPN+)	W, 50-7	7,898	rv/rv	-/-	260	172	432	16-27-0	0	51	165	216	1
10/3	Memphis * (3:30 p.m., ESPN2)	W, 30-27	7,898	rv/rv	25/24	75	474	549	32-46-0	2	205	380	585	4
10/16	at Tulane * (6 p.m., ESPN)	ot W, 37-34	-	17/18	-/-	142	439	581	24-38-0	1	195	192	387	1
10/24	Cincinnati * (9 p.m., ESPN2)	L, 13-42	7,898	16/16	9/10	75	215	290	24-46-1	2	313	126	439	1
10/31	Navy * (7:30 p.m., ESPN2)	W, 51-37	7,898	22/23	-/-	255	300	555	23-28-0	1	191	239	430	1
11/7	at Temple * (Noon, ESPN+)	W, 47-23	2,577	18/18	-/-	194	355	549	24-35-0	0	157	211	368	0
11/14	at Tulsa * (7 p.m., ESPN2)	L, 24-28	3,900	19/19	rv/rv	151	200	351	18-36-1	1	130	325	455	2
11/28	at East Carolina * (Noon, ESPN+)	L, 38-52	3,500	rv/rv	-/-	70	314	384	35-51-2	3	160	333	493	2

## 2021 SCHEDULE



Abilene Christian  
9/4



North Texas  
9/11



at Louisiana Tech  
9/18



at TCU  
9/25



South Florida  
10/2



at Navy  
10/9

Thursday  
10/21  
Tulane



10/30  
at Houston



11/6  
at Memphis



11/13  
UCF



11/20  
at Cincinnati



11/27  
Tulsa





## 2020 STATISTICAL LEADERS

Returning players in italics

RUSHING	GP	Att	Gain	Loss	Net	Avg	TD	Long	Avg/G
<i>BENTLEY IV, Ulysses</i>	10	170	959	46	913	5.4	11	84	91.3
<i>LAVINE, Tyler</i>	9	61	316	6	310	5.1	5	48	34.4
<i>McDANIEL, TJ</i>	4	60	303	6	297	4.9	1	23	74.2
<b>Total.....</b>	<b>10</b>	<b>377</b>	<b>2011</b>	<b>246</b>	<b>1765</b>	<b>4.7</b>	<b>24</b>	<b>84</b>	<b>176.5</b>
<b>Opponents.....</b>	<b>10</b>	<b>428</b>	<b>2099</b>	<b>296</b>	<b>1803</b>	<b>4.2</b>	<b>19</b>	<b>91</b>	<b>180.3</b>

PASSING	GP	Effic	Cmp-Att-Int	Pct	Yds	TD	Lng	Avg/G
<i>BUECHELE, Shane</i>	10	152.94	242-370-6	65.4	3095	23	85	309.5
<b>Total.....</b>	<b>10</b>	<b>153.46</b>	<b>246-376-6</b>	<b>65.4</b>	<b>3180</b>	<b>23</b>	<b>85</b>	<b>318.0</b>
<b>Opponents.....</b>	<b>10</b>	<b>139.94</b>	<b>186-320-7</b>	<b>58.1</b>	<b>2419</b>	<b>22</b>	<b>75</b>	<b>241.9</b>

RECEIVING	GP	No.	Yds	Avg	TD	Long	Avg/G
<i>RICE, Rashee</i>	10	48	683	14.2	5	55	68.3
<i>PAGE, Tyler</i>	9	39	422	10.8	2	44	46.9
<i>GRANSON, Kyles</i>	10	35	536	15.3	5	42	53.6
<i>GRAY, Danny</i>	8	33	448	13.6	4	62	56.0
<i>ROBERSON JR., Reggie</i>	4	22	474	21.5	5	85	118.5
<b>Total.....</b>	<b>10</b>	<b>246</b>	<b>3180</b>	<b>12.9</b>	<b>23</b>	<b>85</b>	<b>318.0</b>
<b>Opponents.....</b>	<b>10</b>	<b>186</b>	<b>2419</b>	<b>13.0</b>	<b>22</b>	<b>75</b>	<b>241.9</b>

PUNT RETURNS	No.	Yds	Avg	TD	Long
<i>PAGE, Tyler</i>	12	182	15.2	0	39
<b>Total.....</b>	<b>21</b>	<b>261</b>	<b>12.4</b>	<b>0</b>	<b>43</b>
<b>Opponents.....</b>	<b>10</b>	<b>75</b>	<b>7.5</b>	<b>0</b>	<b>36</b>

KICK RETURNS	No.	Yds	Avg	TD	Long
<i>GRAY, Danny</i>	9	180	20.0	0	64
<i>MASSEY, Bryan</i>	7	148	21.1	0	26
<i>CROSSLEY, Brandon</i>	5	97	19.4	0	26
<i>ROBERSON JR., Reggie</i>	4	95	23.8	0	27
<b>Total.....</b>	<b>29</b>	<b>551</b>	<b>19.0</b>	<b>0</b>	<b>64</b>
<b>Opponents.....</b>	<b>20</b>	<b>339</b>	<b>17.0</b>	<b>0</b>	<b>25</b>

SCORING	TD	FGs	PATs					Saf	Points
			Kick	Rush	Rcv	Pass	DXP		
<i>NAGGAR, Chris</i>	0	17-21	43-46	0-0	0	0-0	0	0	94
<i>BENTLEY IV, Ulysses</i>	12	0-0	0-0	0-0	0	0-0	0	0	72
<i>GRAY, Danny</i>	6	0-0	0-0	0-0	0	0-0	0	0	36
<i>RICE, Rashee</i>	5	0-0	0-0	0-0	1	0-0	0	0	32
<b>Total.....</b>	<b>48</b>	<b>17-21</b>	<b>43-46</b>	<b>0-0</b>	<b>1</b>	<b>1-2</b>	<b>0</b>	<b>1</b>	<b>386</b>
<b>Opponents.....</b>	<b>41</b>	<b>8-11</b>	<b>39-40</b>	<b>0-1</b>	<b>0</b>	<b>0-0</b>	<b>0</b>	<b>0</b>	<b>309</b>


TOTAL OFFENSE	GP	Plays	Rush	Pass	Total	Avg/G
<i>BUECHELE, Shane</i>	10	428	105	3095	3200	320.0
<b>Total.....</b>	<b>10</b>	<b>753</b>	<b>1765</b>	<b>3180</b>	<b>4945</b>	<b>494.5</b>
<b>Opponents.....</b>	<b>10</b>	<b>748</b>	<b>1803</b>	<b>2419</b>	<b>4222</b>	<b>422.2</b>

FIELD GOALS	FGM-FGA	Pct	01-19	20-29	30-39	40-49	50-99	Lg	Blk
<i>NAGGAR, Chris</i>	17-21	81.0	0-0	6-6	6-6	5-7	0-2	48	0

PUNTING	No.	Yds	Avg	Long	TB	FC	I20	50+	Blkd
<i>NAGGAR, Chris</i>	29	1140	39.3	58	0	12	8	7	0
<b>Total.....</b>	<b>34</b>	<b>1302</b>	<b>38.3</b>	<b>58</b>	<b>0</b>	<b>14</b>	<b>10</b>	<b>7</b>	<b>0</b>
<b>Opponents.....</b>	<b>51</b>	<b>2242</b>	<b>44.0</b>	<b>75</b>	<b>4</b>	<b>12</b>	<b>12</b>	<b>12</b>	<b>1</b>

ALL PURPOSE	GP	Rush	Rec	PR	KOR	IR	Tot	Avg/G
<i>BENTLEY IV, Ulysses</i>	10	913	174	0	0	0	1087	108.7
<i>GRAY, Danny</i>	8	30	448	26	180	0	684	85.5
<i>RICE, Rashee</i>	10	0	683	0	0	0	683	68.3
<i>ROBERSON JR., Reggie</i>	4	0	474	0	95	0	569	142.2
<b>Total.....</b>	<b>10</b>	<b>1765</b>	<b>3180</b>	<b>261</b>	<b>551</b>	<b>48</b>	<b>5805</b>	<b>580.5</b>
<b>Opponents.....</b>	<b>10</b>	<b>1803</b>	<b>2419</b>	<b>75</b>	<b>339</b>	<b>79</b>	<b>4715</b>	<b>471.5</b>

DEFENSE	GP	Solo	Ast	Total	TFL/Yds	Sacks	Int	PBU	QBH	FR-Yds	FF	Blk	Saf
<i>ROBINSON, Delano</i>	10	51	26	77	6.0-21	3.0-17	1	1	1	1	1	1	1
<i>MCBRYDE, Richard</i>	10	42	10	52	8.0-20	3.0-14	2	2	2	2	2	2	2
<i>CROMARTIE, Chace</i>	10	29	17	46	2.5-10	1.0-6	1	1	1	1	1	1	1
<i>STEPHENS, Brandon</i>	10	36	7	43	1.0-6	1.0-6	1	1	1	1	1	1	1
<i>DENBOW, Trevor</i>	10	26	11	37	7.0-19	1.0-2	1	1	1	1	1	1	1
<b>Total.....</b>	<b>10</b>	<b>462</b>	<b>184</b>	<b>646</b>	<b>76-268</b>	<b>26-148</b>	<b>7-48</b>	<b>35</b>	<b>10</b>	<b>10-0</b>	<b>8</b>	<b>1</b>	<b>1</b>
<b>Opponents.....</b>	<b>10</b>	<b>487</b>	<b>184</b>	<b>671</b>	<b>57.0-240</b>	<b>21-156</b>	<b>6-79</b>	<b>35</b>	<b>12</b>	<b>6-40</b>	<b>7</b>	<b>2</b>	<b>2</b>



Rashee RICE

# TEMPLE

## TEMPLE UNIVERSITY

Location: Philadelphia, Pa.  
 Enrollment: 41,000  
 Founded: 1884  
 Nickname: Owls  
 Colors: Cherry and White  
 Website: OwlSports.com  
 Stadium: Lincoln Financial Field (69,596/Natural Grass)  
 President: Jason Wingard  
 Acting Director of Athletics: Fran Dunphy  
 Head Coach: Rod Carey (Indiana '93)

## MEDIA RELATIONS

Assistant AD/Football Communications: Rich Burg  
 Office Phone: (215) 204-0876  
 Mobile: (215) 356-3952  
 E-mail: rich.burg@temple.edu  
 Press Box Phone: (267) 570-4453

## TEAM FACTS

2020 Record/Finish: 1-6/1-6 American (10th)  
 All-Time Record: 480-595-52 (.449)  
 Bowl Appearances: 9  
 Bowl Record: 3-6 (.333)  
 Last Bowl Appearance: 2019 Military Bowl  
 (North Carolina 55, Temple 13)  
 Lettermen Returning/Lost: 50/26  
 Starters Returning/Lost: 16/8



## Head Coach Rod Carey

Hometown: Wayzata, Minn.  
 Family: Wife - Tonya; Children - Kennedy, Charlie  
 Alma Mater (Year): Indiana (1993)  
 Hired at Temple: Jan. 11, 2019  
 Head Coaching Record: 9-11, two years at Temple; 61-41, eight years

## Collegiate/Professional Career:

1988-2000 Graduate Assistant, Minnesota  
 2000-06 Offensive Coordinator/Offensive Line Coach  
 Wisconsin-Stout  
 2007 Offensive Line Coach, Illinois State  
 2008-10 Offensive Line Coach, North Dakota  
 2011 Offensive Line Coach, Northern Illinois  
 2012 Offensive Coordinator, Northern Illinois  
 2012-18 Head Coach, Northern Illinois  
 2019- Head Coach, Temple

## Assistant Coaches

Jeff Knowles Defensive Coordinator/Linebackers	Melvin Rice Cornerbacks
Mike Uremovich Co-Offensive Coordinator/Tight Ends	Walter Stewart Defensive Line
Brett Diersen Outside Linebackers/Special Teams Coordinator	Joe Tripodi Offensive Line
Gabe Infante Running Backs/Recruiting Coordinator	Thad Ward Pass Game Coordinator/Wide Receivers
Jake Landry Quarterbacks	Tyler Yelk Safeties

## 2020 RESULTS (1-6, 1-6 American)

Date	Opponent	Result	Attend.	Rank		Offense					Defense			
				Tem	Opp	Rush	Pass	Total	Passing	TO	Rush	Pass	Total	TO
10/10	at Navy * (6 p.m., CBS Sports Network)	L, 29-31	4,400	-/-	-/-	166	241	407	22-31-1	1	251	48	299	0
10/17	USF * (Noon, ESPN+)	W, 39-37	782	-/-	-/-	142	270	412	30-42-2	2	143	181	324	3
10/24	at Memphis * (Noon, ESPN+)	L, 29-41	10,321	-/-	rv/rv	113	387	500	41-63-3	4	176	313	489	3
10/31	at Tulane * (Noon, ESPN+)	L, 3-38	1,200	-/-	-/-	77	145	222	16-26-1	1	284	220	504	3
11/7	SMU * (Noon, ESPN+)	L, 23-47	2,577	-/-	18/18	157	211	368	17-30-0	0	194	355	549	0
11/14	at UCF * (7:30 p.m., ESPN+)	L, 13-38	8,768	-/-	-/-	107	183	290	10-25-2	3	147	272	419	1
11/21	East Carolina * (Noon, ESPN+)	L, 3-28	-	-/-	-/-	140	95	235	10-23-2	3	265	182	447	2

## 2021 SCHEDULE

 at Rutgers 9/2 Thursday	 at Akron 9/11	 Boston College 9/18	 Wagner 9/25	 Memphis 10/2	 at Cincinnati 10/8 Friday
 at South Florida 10/23	 UCF 10/30	 at East Carolina 11/6	 Houston 11/13	 at Tulsa 11/20	 Navy 11/27

# TEMPLE

## 2020 STATISTICAL LEADERS

Returning players in italics

RUSHING	GP	Att	Gain	Loss	Net	Avg	TD	Long	Avg/G
DAVIS, Re'Mahn	4	78	323	15	308	3.9	1	30	77.0
<i>RULEY, Tayvon</i>	7	73	322	16	306	4.2	1	30	43.7
<i>MITCHELL, Re-al</i>	3	34	128	14	114	3.4	0	15	38.0
<b>Total.....</b>	<b>7</b>	<b>284</b>	<b>1091</b>	<b>109</b>	<b>982</b>	<b>3.5</b>	<b>5</b>	<b>30</b>	<b>140.3</b>
<b>Opponents.....</b>	<b>7</b>	<b>303</b>	<b>1633</b>	<b>173</b>	<b>1460</b>	<b>4.8</b>	<b>15</b>	<b>75</b>	<b>208.6</b>

PASSING	GP	Effic	Cmp-Att-Int	Pct	Yds	TD	Lng	Avg/G
RUSSO, Anthony	4	134.96	92-135-6	68.1	863	9	32	215.8
<i>MITCHELL, Re-al</i>	3	86.29	26-52-2	50.0	233	1	26	77.7
BEATTY, Trad	2	139.33	17-27-1	63.0	230	1	75	115.0
GRAY, Kamal	1	66.57	10-21-2	47.6	95	0	30	95.0
<b>Total.....</b>	<b>7</b>	<b>117.75</b>	<b>146-240-11</b>	<b>60.8</b>	<b>1456</b>	<b>11</b>	<b>75</b>	<b>208.0</b>
<b>Opponents.....</b>	<b>7</b>	<b>165.51</b>	<b>96-170-3</b>	<b>56.5</b>	<b>1571</b>	<b>18</b>	<b>70</b>	<b>224.4</b>

RECEIVING	GP	No.	Yds	Avg	TD	Long	Avg/G
<i>BLUE, Jadan</i>	6	41	371	9.0	5	35	61.8
<i>JONES, Randle</i>	5	31	370	11.9	2	75	74.0
MACK, Branden	7	26	291	11.2	3	41	41.6
<b>Total.....</b>	<b>7</b>	<b>146</b>	<b>1456</b>	<b>10.0</b>	<b>11</b>	<b>75</b>	<b>208.0</b>
<b>Opponents.....</b>	<b>7</b>	<b>96</b>	<b>1571</b>	<b>16.4</b>	<b>18</b>	<b>70</b>	<b>224.4</b>

PUNT RETURNS	No.	Yds	Avg	TD	Long
ERDMAN, Willie	4	25	6.2	0	12
<b>Total.....</b>	<b>4</b>	<b>25</b>	<b>6.2</b>	<b>0</b>	<b>12</b>
<b>Opponents.....</b>	<b>17</b>	<b>197</b>	<b>11.6</b>	<b>0</b>	<b>24</b>

KICK RETURNS	No.	Yds	Avg	TD	Long
<i>BLUE, Jadan</i>	11	202	18.4	0	28
<b>Total.....</b>	<b>14</b>	<b>249</b>	<b>17.8</b>	<b>0</b>	<b>28</b>
<b>Opponents.....</b>	<b>20</b>	<b>479</b>	<b>24.0</b>	<b>1</b>	<b>95</b>

SCORING	TD	FGs	PATs					Saf	Points
			Kick	Rush	Rcv	Pass	DXP		
<i>BLUE, Jadan</i>	5	0-0	0-0	0-0	0	0-0	0	0	30
MOBLEY, Will	0	4-6	7-8	0-0	0	0-0	0	0	19
<i>BELL, Rory</i>	0	5-5	3-4	0-0	0	0-0	0	0	18
MACK, Branden	3	0-0	0-0	0-0	0	0-1	0	0	18
<b>Total.....</b>	<b>17</b>	<b>9-11</b>	<b>10-12</b>	<b>0-1</b>	<b>0</b>	<b>0-4</b>	<b>0</b>	<b>0</b>	<b>139</b>
<b>Opponents.....</b>	<b>34</b>	<b>8-14</b>	<b>32-33</b>	<b>0-1</b>	<b>0</b>	<b>0-0</b>	<b>0</b>	<b>0</b>	<b>260</b>


TOTAL OFFENSE	GP	Plays	Rush	Pass	Total	Avg/G
RUSSO, Anthony	4	157	26	863	889	222.2
<i>MITCHELL, Re-al</i>	3	86	114	233	347	115.7
DAVIS, Re'Mahn	4	78	308	0	308	77.0
<b>Total.....</b>	<b>7</b>	<b>524</b>	<b>982</b>	<b>1456</b>	<b>2438</b>	<b>348.3</b>
<b>Opponents.....</b>	<b>7</b>	<b>473</b>	<b>1460</b>	<b>1571</b>	<b>3031</b>	<b>433.0</b>

FIELD GOALS	FGM-FGA	Pct	01-19	20-29	30-39	40-49	50-99	Lg	Blk
MOBLEY, Will	4-6	66.7	0-0	4-5	0-1	0-0	0-0	26	1
<i>BELL, Rory</i>	5-5	100.0	0-0	4-4	1-1	0-0	0-0	30	0

PUNTING	No.	Yds	Avg	Long	TB	FC	120	50+	Blkd
<i>BARRY, Adam</i>	40	1760	44.0	62	2	10	17	7	0
<b>Total.....</b>	<b>40</b>	<b>1760</b>	<b>44.0</b>	<b>62</b>	<b>2</b>	<b>10</b>	<b>17</b>	<b>7</b>	<b>0</b>
<b>Opponents.....</b>	<b>26</b>	<b>1093</b>	<b>42.0</b>	<b>62</b>	<b>1</b>	<b>14</b>	<b>8</b>	<b>5</b>	<b>0</b>

ALL PURPOSE	GP	Rush	Rec	PR	KOR	IR	Tot	Avg/G
<i>BLUE, Jadan</i>	6	3	371	0	202	0	576	96.0
<i>JONES, Randle</i>	5	6	370	0	37	0	413	82.6
DAVIS, Re'Mahn	4	308	62	0	0	0	370	92.5
<b>Total.....</b>	<b>7</b>	<b>982</b>	<b>1456</b>	<b>25</b>	<b>249</b>	<b>45</b>	<b>2757</b>	<b>393.9</b>
<b>Opponents.....</b>	<b>7</b>	<b>1460</b>	<b>1571</b>	<b>197</b>	<b>479</b>	<b>129</b>	<b>3836</b>	<b>548.0</b>

DEFENSE	GP	Solo	Ast	Total	TFL/Yds	Sacks	Int	PBU	QBH	FR-Yds	FF	Blk	Saf
<i>KWENKEU, Will</i>	7	29	20	49	4.0-12	1.0-5	.	1	.	1	.	.	.
<i>EBIKETIE, Arnold</i>	6	28	14	42	8.5-38	4.0-25	.	.	.	1-11	3	.	.
<i>TYLER, Amir</i>	6	27	6	33	1.5-3	.	.	2	.	2-0	1	.	.
<i>REID, George</i>	6	20	4	24	4.5-15	1.0-9	.	1	.	1-12	.	.	.
<i>GRIFFIN, M.J.</i>	6	16	6	22	1.0-2	.	.	1	.	.	1	.	.
<b>Total.....</b>	<b>7</b>	<b>321</b>	<b>142</b>	<b>463</b>	<b>41-142</b>	<b>13-87</b>	<b>3-45</b>	<b>18</b>	<b>5</b>	<b>9-61</b>	<b>12</b>	<b>1</b>	<b>.</b>
<b>Opponents.....</b>	<b>7</b>	<b>332</b>	<b>154</b>	<b>486</b>	<b>45.0-119</b>	<b>12-55</b>	<b>11-129</b>	<b>25</b>	<b>3</b>	<b>3-6</b>	<b>5</b>	<b>2</b>	<b>.</b>



Jadan  
**BLUE**

# TULANE

## TULANE UNIVERSITY

**Location:** ..... New Orleans, La.  
**Enrollment:** ..... 13,449  
**Founded:** ..... 1834  
**Nickname:** ..... Green Wave  
**Colors:** ..... Olive Green and Sky Blue  
**Website:** ..... TulaneGreenWave.com  
**Stadium:** ..... Yulman Stadium (30,000/UBU Speed Series 5M)  
**President:** ..... Dr. Michael Fitts  
**Director of Athletics:** ..... Troy Dannen  
**Head Coach:** ..... Willie Fritz (Pittsburg State '83)

## MEDIA RELATIONS

**Assistant AD/Strategic Communications:** ..... Tom Symonds  
**Office Phone:** ..... (504) 862-8249  
**Mobile:** ..... (504) 407-7349  
**E-mail:** ..... tsymonds@tulane.edu  
**Press Box Phone:** ..... (504) 314-7490

## TEAM FACTS

**2020 Record/Finish:** ..... 6-6/3-5 American (t-8th)  
**All-Time Record:** ..... 538-659-37 (.451)  
**Bowl Appearances:** ..... 14  
**Bowl Record:** ..... 6-8 (.429)  
**Last Bowl Appearance:** ..... 2020 Famous Idaho Potato Bowl  
 (Nevada 38, Tulane 27)  
**Lettermen Returning/Lost:** ..... 49-16  
**Starters Returning/Lost:** ..... 18/6



## Head Coach Willie Fritz

**Family:** Wife - Susan; Children - Wesley, Lainie, Brooke  
**Alma Mater (Year):** Pittsburg State (1983)  
**Hired at Tulane:** Dec. 15, 2016  
**Head Coaching Record:** 29-33, five years at Tulane; 200-102, 23 years

## Collegiate/Professional Career:

1982 Graduate Assistant, Pittsburg State  
 1984-85 Graduate Assistant, Sam Houston State  
 1987-90 Defensive Coordinator, Coffeyville CC  
 1991-92 Defensive Backs/Special Teams, Sam Houston State  
 1993-96 Head Coach, Blinn College  
 1997-2009 Head Coach, Central Missouri  
 2010-13 Head Coach, Sam Houston State  
 2014-15 Head Coach, Georgia Southern  
 2015- Head Coach, Tulane

## Assistant Coaches

Chris Hampton Defensive Coordinator	Jeff Conway Wide Receivers
Chip Long Offensive Coordinator	J.J. McCleskey Secondary
Jamaal Fobbs Running Backs	Joshua Christian-Young Defensive Backs
Slade Nagle Tight Ends	Christopher Watt Offensive Line
Michael Mutz Linebackers	Byron Dawson Defensive Line

## 2020 RESULTS (6-6, 3-5 American)

Date	Opponent	Result	Attend.	Rank		Offense					Defense			
				Tulane	Opp	Rush	Pass	Total	Passing	TO	Rush	Pass	Total	TO
9/12	at South Alabama (7:30 p.m., ESPN2)	W, 27-24	6,000	-/rv	-/	203	191	394	14-30-0	1	83	336	419	1
9/19	Navy* (Noon, ABC)	L, 24-27	-	-/rv	-/	265	108	373	10-25-1	1	204	146	350	0
9/26	at Southern Miss (2:30 p.m., Stadium)	W, 66-24	-	-/	-/	430	142	572	9-21-0	1	70	299	369	2
10/8	at Houston* (7:30 p.m., ESPN)	L, 31-49	8,164	-/	-/	70	141	211	11-25-0	0	157	319	476	5
10/16	SMU* (6 p.m., ESPN)	ot L, 34-37	-	-/	17/18	195	192	387	12-29-1	1	142	439	581	1
10/24	at UCF* (2 p.m., ESPN2)	L, 34-51	9,148	-/	-/rv	125	215	340	14-24-1	1	267	422	689	0
10/31	Temple* (Noon, ESPN+)	W, 38-3	1,200	-/	-/	284	220	504	13-22-1	3	77	145	222	1
11/7	at East Carolina* (Noon, ESPN+)	W, 38-21	3,500	-/	-/	277	216	493	22-34-1	1	35	351	386	1
11/14	Army (Noon, ESPN2)	W, 38-12	1,200	-/	rv/25	171	191	368	19-27-0	0	270	33	303	3
11/19	at Tulsa* (7:30 p.m., ESPN)	2ot L, 24-30	-	-/	25/rv	226	76	302	8-17-1	1	179	343	522	1
12/5	Memphis* (Noon, ESPN+)	W, 35-21	2,400	-/	-/rv	165	254	419	21-34-1	1	45	255	300	2
12/22	vs. Nevada (3:30 p.m., ESPN) <sup>1</sup>	L, 27-38	-	-/	-/rv	197	168	365	12-25-3	3	209	271	480	0

<sup>1</sup> Famous Idaho Potato Bowl, Boise, Idaho

## 2021 SCHEDULE

 Oklahoma 9/4	 Morgan State 9/11	 at Ole Miss 9/18	 UAB 9/25	 at East Carolina 10/2	 Houston 10/7 <small>Thursday</small>
 SMU 10/21 <small>Thursday</small>	 Cincinnati 10/30	 at UCF 11/6	 Tulsa 11/13	 South Florida 11/20	 at Memphis 11/27

# TULANE

## 2020 STATISTICAL LEADERS

Returning players in italics

RUSHING	GP	Att	Gain	Loss	Net	Avg	TD	Long	Avg/G
HUDERSON, Stephon	12	126	766	14	752	6.0	4	47	62.7
CARROLL, Cameron	12	122	789	48	741	6.1	12	65	61.8
JONES, Amare	10	67	409	20	389	5.8	2	50	38.9
SPEARS, Tyjae	3	37	279	5	274	7.4	2	42	91.3
PRATT, Michael	10	116	456	219	237	2.0	8	39	23.7
<b>Total.....</b>	<b>12</b>	<b>515</b>	<b>2939</b>	<b>347</b>	<b>2592</b>	<b>5.0</b>	<b>32</b>	<b>65</b>	<b>216.0</b>
<b>Opponents.....</b>	<b>12</b>	<b>505</b>	<b>2127</b>	<b>389</b>	<b>1738</b>	<b>3.4</b>	<b>16</b>	<b>54</b>	<b>144.8</b>

PASSING	G	Effic	Cmp-Att-Int	Pct	Yds	TD	Lng	Avg/G
PRATT, Michael	10	134.53	140-254-8	55.1	1806	20	52	180.6
HOWARD, Keon	7	90.82	25-58-1	43.1	314	1	29	44.9
<b>Total.....</b>	<b>12</b>	<b>125.36</b>	<b>165-313-10</b>	<b>52.7</b>	<b>2120</b>	<b>21</b>	<b>52</b>	<b>176.7</b>
<b>Opponents.....</b>	<b>12</b>	<b>150.70</b>	<b>239-393-9</b>	<b>60.8</b>	<b>3359</b>	<b>27</b>	<b>88</b>	<b>279.9</b>

RECEIVING	G	No.	Yds	Avg	TD	Long	Avg/G
WATTS, Duece	12	31	512	16.5	6	52	42.7
JACKSON, Jha'Quan	11	31	425	13.7	8	42	38.6
JAMES, Tyrick	12	18	202	11.2	3	29	16.8
WATTS, Phat	12	17	217	12.8	0	38	18.1
<b>Total.....</b>	<b>12</b>	<b>165</b>	<b>2120</b>	<b>12.8</b>	<b>21</b>	<b>52</b>	<b>176.7</b>
<b>Opponents.....</b>	<b>12</b>	<b>239</b>	<b>3359</b>	<b>14.1</b>	<b>27</b>	<b>88</b>	<b>279.9</b>

PUNT RETURNS	No.	Yds	Avg	TD	Long
JACKSON, Jha'Quan	16	222	13.9	0	54
<b>Total.....</b>	<b>20</b>	<b>253</b>	<b>12.6</b>	<b>0</b>	<b>54</b>
<b>Opponents.....</b>	<b>22</b>	<b>147</b>	<b>6.7</b>	<b>0</b>	<b>34</b>

KICK RETURNS	No.	Yds	Avg	TD	Long
JONES, Amare	15	439	29.3	0	71
JACKSON, Jha'Quan	5	110	22.0	0	43
<b>Total.....</b>	<b>25</b>	<b>602</b>	<b>24.1</b>	<b>0</b>	<b>71</b>
<b>Opponents.....</b>	<b>29</b>	<b>632</b>	<b>21.8</b>	<b>1</b>	<b>97</b>

SCORING	TD	FGs	PATs				DXP	Saf	Points
			Kick	Rush	Rcv	Pass			
CARROLL, Cameron	13	0-0	0-0	0-0	0	0-0	0	0	78
GLOVER, Merek	0	9-15	51-52	0-0	0	0-0	0	0	78
JACKSON, Jha'Quan	9	0-0	0-0	0-0	0	0-0	0	0	54
PRATT, Michael	8	0-0	0-0	0-1	0	0-1	0	0	48
WATTS, Duece	6	0-0	0-0	0-0	0	0-0	0	0	36
<b>Total.....</b>	<b>56</b>	<b>9-15</b>	<b>51-52</b>	<b>0-2</b>	<b>1</b>	<b>1-2</b>	<b>0</b>	<b>0</b>	<b>416</b>
<b>Opponents.....</b>	<b>45</b>	<b>9-18</b>	<b>34-38</b>	<b>0-1</b>	<b>2</b>	<b>2-5</b>	<b>0</b>	<b>1</b>	<b>337</b>

TOTAL OFFENSE	G	Plays	Rush	Pass	Total	Avg/G
PRATT, Michael	10	370	237	1806	2043	204.3
<b>Total.....</b>	<b>12</b>	<b>828</b>	<b>2592</b>	<b>2120</b>	<b>4712</b>	<b>392.7</b>
<b>Opponents.....</b>	<b>12</b>	<b>898</b>	<b>1738</b>	<b>3359</b>	<b>5097</b>	<b>424.8</b>

FIELD GOALS	FGM-FGA	Pct	01-19	20-29	30-39	40-49	50-99	Lg	Blk
GLOVER, Merek	9-15	60.0	0-0	3-4	3-4	3-5	0-2	42	0

PUNTING	No.	Yds	Avg	Long	TB	FC	120	50+	Blkd
WRIGHT, Ryan	52	2352	45.2	65	3	7	17	16	0
<b>Total.....</b>	<b>57</b>	<b>2601</b>	<b>45.6</b>	<b>65</b>	<b>5</b>	<b>7</b>	<b>19</b>	<b>19</b>	<b>0</b>
<b>Opponents.....</b>	<b>57</b>	<b>2309</b>	<b>40.5</b>	<b>63</b>	<b>4</b>	<b>18</b>	<b>14</b>	<b>9</b>	<b>0</b>

ALL PURPOSE	G	Rush	Rec	PR	KOR	IR	Tot	Avg/G
JONES, Amare	10	389	101	31	439	0	960	96.0
HUDERSON, Stephon	12	752	87	0	45	0	884	73.7
CARROLL, Cameron	12	741	49	0	0	0	790	65.8
<b>Total.....</b>	<b>12</b>	<b>2592</b>	<b>2120</b>	<b>253</b>	<b>602</b>	<b>142</b>	<b>5709</b>	<b>475.8</b>
<b>Opponents.....</b>	<b>12</b>	<b>1738</b>	<b>3359</b>	<b>147</b>	<b>632</b>	<b>200</b>	<b>6076</b>	<b>506.3</b>

DEFENSE	G	Solo	Ast	Total	TFL/Yds	Sacks	Int	PBU	QBH	FR-Yds	FF	Blk	Saf
WILLIAMS, Dorian	12	64	33	97	15.5-39	3.5-20	.	3	2	.	.	.	.
ANDERSON, Nick	12	56	32	88	10.5-35	2.5-17	.	.	.	.	.	.	.
KUERSCHEN, Chase	11	54	15	69	.	.	.	3	.	1-0	.	.	.
MOODY, Marvin	10	36	27	63	6.5-20	0.5-6	.	.	.	.	.	.	.
BROOKS, Larry	12	46	12	58	1.0-5	.	3-0	3	.	2-0	1	.	.
<b>Total.....</b>	<b>12</b>	<b>568</b>	<b>282</b>	<b>850</b>	<b>101-405</b>	<b>37-248</b>	<b>9-142</b>	<b>43</b>	<b>14</b>	<b>10-7</b>	<b>7</b>	<b>2</b>	<b>.</b>
<b>Opponents.....</b>	<b>12</b>	<b>491</b>	<b>296</b>	<b>787</b>	<b>83.0-327</b>	<b>35-229</b>	<b>10-200</b>	<b>34</b>	<b>11</b>	<b>4-0</b>	<b>12</b>	<b>.</b>	<b>1</b>



Michael PRATT

# TULSA

## UNIVERSITY OF TULSA

**Location:** .....Tulsa, Okla.  
**Enrollment:** .....4,412  
**Founded:** .....1894  
**Nickname:** .....Golden Hurricane  
**Colors:** .....Old Gold, Royal Blue and Crimson  
**Website:** .....TulsaHurricane.com  
**Stadium:** .....H.A. Chapman Stadium (30,000/FieldTurf)  
**President:** .....Brad Carson  
**Director of Athletics:** .....Rick Dickson  
**Head Coach:** .....Philip Montgomery (Tarleton State '95)

## MEDIA RELATIONS

**Senior Associate AD/Communications:** .....Don Tomkalski  
**Office Phone:** .....(918) 631-3200  
**Mobile:** .....(918) 640-0683  
**E-mail:** .....donald-tomkalski@utulsa.edu

## TEAM FACTS

**2020 Record/Finish:** .....6-3/6-0 American (t-1st)  
**All-Time Record:** .....633-512-27 (.552)  
**Bowl Appearances:** .....22  
**Bowl Record:** .....10-12 (.455)  
**Last Bowl Appearance:** .....2020 Armed Forces Bowl  
 (Mississippi State 28, Tulsa 26)  
**Lettermen Returning/Lost:** .....54/8  
**Starters Returning/Lost:** .....20/4



## Head Coach Philip Montgomery

**Hometown:** Eastland, Texas  
**Family:** Wife - Ashli; Children - Cannon, Maci  
**Alma Mater (Year):** Tarleton State (1995)  
**Hired at Tulsa:** Dec. 11, 2014  
**Head Coaching Record:** 31-40, six years

## Collegiate/Professional Career:

2003-05 RB/QB Coach, Houston  
 2006-07 Co-Offensive Coord./RB/QB Coach, Houston  
 2008-11 Co-Offensive Coord./RB/QB Coach, Baylor  
 2012-14 Offensive Coord./QB Coach Baylor  
 2015- Head Coach, Tulsa

## Assistant Coaches

Joseph Gillespie Defensive Coordinator/Linebackers	Luke Olson Nickel Safeties
Carolton Buckels Defensive Passing Game Coord./Cornerbacks	Jordan Najvar Tight Ends
Jayden Everett Running Backs	Kendrick Shaver Safeties
Zach Hanson Offensive Line	Beau Trahan Quarterbacks
Calvin Lowry Receivers	Jesse Williams Defensive Line

## 2020 RESULTS (6-3, 6-0 American)

Date	Opponent	Result	Attend.	Rank		Offense					Defense			
				Tulsa	Opp	Rush	Pass	Total	Passing	TO	Rush	Pass	Total	TO
9/19	at Oklahoma State (Noon, ESPN)	L, 7-16	14,668	-/	11/12	111	164	275	18-28-1	1	149	138	287	2
10/3	at UCF * (7:30 p.m., ESPN2)	W, 34-26	8,874	-/	11/12	165	273	438	17-29-1	3	125	330	455	3
10/23	at USF * (7:30 p.m., ESPN)	W, 42-13	5,142	rv/rv	-/	227	235	462	17-25-1	1	122	183	305	3
10/30	East Carolina * (9 p.m., ESPN2)	W, 34-30	-	rv/rv	-/	175	253	428	19-37-2	3	126	330	456	3
11/14	SMU * (7 p.m., ESPN2)	W, 28-24	3,900	rv/rv	19/19	130	325	455	26-38-1	2	151	200	351	1
11/19	Tulane * (7:30 p.m., ESPN)	2ot W, 30-24	-	25/rv	-/	179	343	522	27-48-1	3	76	226	302	1
12/5	at Navy * (3:30 p.m., ESPN2)	W, 19-6	-	22/22	-/	128	168	296	10-25-0	1	126	27	153	1
12/19	at Cincinnati (8 p.m., ABC) <sup>1</sup>	L, 24-27	5,831	20/20	6/6	199	166	365	13-30-2	2	151	269	420	2
12/31	vs. Mississippi State (Noon, ESPN) <sup>2</sup>	L, 26-28	9,000	22/25	-/	137	347	484	26-46-2	2	123	148	271	0

<sup>1</sup> American Athletic Conference Championship Game

<sup>2</sup> Lockheed Martin Armed Forces Bowl, Fort Worth, Texas

## 2021 SCHEDULE

 UC Davis <b>9/2</b> Thursday	 at Oklahoma State <b>9/11</b>	 at Ohio State <b>9/18</b>	 Arkansas State <b>9/25</b>	 Houston <b>10/1</b> Friday	 Memphis <b>10/9</b>
 10/16 at South Florida	 Friday 10/29 Navy	 11/6 at Cincinnati	 11/13 at Tulane	 11/20 Temple	 11/27 SMU

# TULSA

## 2020 STATISTICAL LEADERS

Returning players in italics

RUSHING	GP	Att	Gain	Loss	Net	Avg	TD	Long	Avg/G
TAYLOR II, Corey	8	105	542	26	516	4.9	4	31	64.5
PRINCE, Deneric	8	87	501	31	470	5.4	4	62	58.8
WILKERSON, T.K.	7	80	336	19	317	4.0	4	24	45.3
<b>Total.....</b>	<b>9</b>	<b>355</b>	<b>1668</b>	<b>249</b>	<b>1419</b>	<b>4.0</b>	<b>13</b>	<b>62</b>	<b>157.7</b>
<b>Opponents.....</b>	<b>9</b>	<b>358</b>	<b>1548</b>	<b>247</b>	<b>1301</b>	<b>3.6</b>	<b>9</b>	<b>49</b>	<b>144.6</b>

PASSING	GP	Effic	Cmp-Att-Int	Pct	Yds	TD	Lng	Avg/G
SMITH, Zach	9	126.79	147-263-10	55.9	1947	13	66	216.3
BRIN, Davis	2	165.90	19-29-0	65.5	268	2	37	134.0
BOOMER, Seth	2	77.23	7-13-1	53.8	60	0	17	30.0
<b>Total.....</b>	<b>9</b>	<b>127.97</b>	<b>173-306-11</b>	<b>56.5</b>	<b>2275</b>	<b>15</b>	<b>66</b>	<b>252.8</b>
<b>Opponents.....</b>	<b>9</b>	<b>119.67</b>	<b>170-279-6</b>	<b>60.9</b>	<b>1701</b>	<b>10</b>	<b>53</b>	<b>189.0</b>

RECEIVING	GP	No.	Yds	Avg	TD	Long	Avg/G
STOKES, Keylon	9	46	644	14.0	3	49	71.6
JOHNSON, Josh	9	38	499	13.1	6	66	55.4
SANTANA, JuanCarlos	9	34	544	16.0	4	57	60.4
CRAWFORD JR, Sam	9	28	374	13.4	1	54	41.6
<b>Total.....</b>	<b>9</b>	<b>173</b>	<b>2275</b>	<b>13.2</b>	<b>15</b>	<b>66</b>	<b>252.8</b>
<b>Opponents.....</b>	<b>9</b>	<b>170</b>	<b>1701</b>	<b>10.0</b>	<b>10</b>	<b>53</b>	<b>189.0</b>

PUNT RETURNS	No.	Yds	Avg	TD	Long
STOKES, Keylon	14	47	3.4	0	17
<b>Total.....</b>	<b>15</b>	<b>47</b>	<b>3.1</b>	<b>0</b>	<b>17</b>
<b>Opponents.....</b>	<b>13</b>	<b>203</b>	<b>15.6</b>	<b>0</b>	<b>60</b>

KICK RETURNS	No.	Yds	Avg	TD	Long
LOVICK, Christian	5	95	19.0	0	24
PRINCE, Deneric	4	68	17.0	0	20
<b>Total.....</b>	<b>16</b>	<b>267</b>	<b>16.7</b>	<b>0</b>	<b>24</b>
<b>Opponents.....</b>	<b>36</b>	<b>859</b>	<b>23.9</b>	<b>0</b>	<b>71</b>

SCORING	TD	PATs				Pass	DXP	Saf	Points
		FGs	Kick	Rush	Rcv				
LONG, Zack	0	12-15	25-26	0-0	0	0-0	0	0	61
JOHNSON, Josh	6	0-0	0-0	0-0	0	0-0	0	0	36
SANTANA, JuanCarlos	4	0-0	0-0	0-0	0	0-0	0	0	24
WILKERSON, T.K.	4	0-0	0-0	0-0	0	0-0	0	0	24
PRINCE, Deneric	4	0-0	0-0	0-0	0	0-0	0	0	24
TAYLOR II, Corey	4	0-0	0-0	0-0	0	0-0	0	0	24
<b>Total.....</b>	<b>30</b>	<b>12-16</b>	<b>26-27</b>	<b>0-0</b>	<b>0</b>	<b>0-2</b>	<b>0</b>	<b>1</b>	<b>244</b>
<b>Opponents.....</b>	<b>21</b>	<b>15-22</b>	<b>21-21</b>	<b>0-0</b>	<b>0</b>	<b>0-0</b>	<b>0</b>	<b>1</b>	<b>194</b>


TOTAL OFFENSE	GP	Plays	Rush	Pass	Total	Avg/G
SMITH, Zach	9	299	-62	1947	1885	209.4
<b>Total.....</b>	<b>9</b>	<b>661</b>	<b>1419</b>	<b>2275</b>	<b>3694</b>	<b>410.4</b>
<b>Opponents.....</b>	<b>9</b>	<b>637</b>	<b>1301</b>	<b>1701</b>	<b>3002</b>	<b>333.6</b>

FIELD GOALS	FGM-FGA	Pct	01-19	20-29	30-39	40-49	50-99	Lg	Blk
LONG, Zack	12-15	80.0	0-0	5-5	5-7	2-3	0-0	48	0

PUNTING	No.	Yds	Avg	Long	TB	FC	120	50+	Blkd
WILSON, Lachlan	42	1801	42.9	75	3	15	14	9	0
<b>Total.....</b>	<b>42</b>	<b>1801</b>	<b>42.9</b>	<b>75</b>	<b>3</b>	<b>15</b>	<b>14</b>	<b>9</b>	<b>0</b>
<b>Opponents.....</b>	<b>45</b>	<b>1800</b>	<b>40.0</b>	<b>62</b>	<b>2</b>	<b>11</b>	<b>13</b>	<b>8</b>	<b>0</b>

ALL PURPOSE	GP	Rush	Rec	PR	KOR	IR	Tot	Avg/G
STOKES, Keylon	9	65	644	47	43	0	799	88.8
SANTANA, JuanCarlos	9	20	544	0	0	0	564	62.7
PRINCE, Deneric	8	470	11	0	68	0	549	68.6
<b>Total.....</b>	<b>9</b>	<b>1419</b>	<b>2275</b>	<b>47</b>	<b>267</b>	<b>158</b>	<b>4166</b>	<b>462.9</b>
<b>Opponents.....</b>	<b>9</b>	<b>1301</b>	<b>1701</b>	<b>203</b>	<b>859</b>	<b>190</b>	<b>4254</b>	<b>472.7</b>

DEFENSE	GP	Solo	Ast	Total	TFL/Yds	Sacks	Int	PBU	QBH	FR-Yds	FF	Blk	Saf
RAY, Kendarin	9	44	19	63	1.0-2	.	.	7	.	.	.	.	.
WRIGHT, Justin	9	37	25	62	9.0-23	1.5-9	1-3	.	2	1-6	.	.	.
COLLINS, Zaven	8	35	18	53	11.5-49	4.0-25	4-152	2	2	1-0	1	.	1
WILLIAMS, Cristian	7	26	18	44	1.5-3	.	.	3	.	.	1	.	.
REEVES, Treyvon	9	27	16	43	5.5-25	2.5-17	.	2	2	.	1	.	.
<b>Total.....</b>	<b>9</b>	<b>204</b>	<b>208</b>	<b>628</b>	<b>69-240</b>	<b>23-123</b>	<b>6-158</b>	<b>32</b>	<b>15</b>	<b>10-6</b>	<b>10</b>	<b>2</b>	<b>1</b>
<b>Opponents.....</b>	<b>9</b>	<b>387</b>	<b>221</b>	<b>608</b>	<b>58.0-207</b>	<b>21-132</b>	<b>11-190</b>	<b>36</b>	<b>27</b>	<b>7-0</b>	<b>7</b>	<b>.</b>	<b>1</b>



Keylon  
**STOKES**

# 2020 IN REVIEW

## 2020 FINAL STANDINGS

SCHOOL <small>AP/Coaches</small>	AMERICAN						OVERALL							
	W-L	PCT	PF	PA	H	A	W-L	PCT	PF	PA	H	A	N	STREAK
CINCINNATI <sup>89</sup>	6-0	1.000	248	90	4-0	2-0	9-1	.900	375	168	7-0	2-0	0-1	Lost 1
TULSA <sup>rdv</sup>	6-0	1.000	187	123	3-0	3-0	6-3	.667	244	194	3-0	3-2	0-1	Lost 2
MEMPHIS <sup>rdv</sup>	5-3	.625	223	259	4-0	1-3	8-3	.727	341	307	6-0	1-3	1-0	Won 2
UCF	5-3	.625	350	262	2-2	3-1	6-4	.600	422	332	2-2	4-1	0-1	Lost 1
SMU <sup>rdv</sup>	4-3	.571	240	243	2-1	2-2	7-3	.700	386	309	3-1	4-2	0-0	Lost 2
HOUSTON	3-3	.500	200	185	2-1	1-2	3-5	.375	240	256	2-2	1-2	0-1	Lost 2
NAVY	3-4	.429	156	193	1-3	2-1	3-7	.300	166	303	1-4	2-3	0-0	Lost 5
TULANE	3-5	.375	258	239	2-2	1-3	6-6	.500	416	337	3-2	3-3	0-1	Lost 1
EAST CAROLINA	3-5	.375	243	270	1-3	2-2	3-6	.333	272	319	1-3	2-3	0-0	Won 2
TEMPLE	1-6	.143	139	260	1-2	0-4	1-6	.143	139	260	1-2	0-4	0-0	Lost 5
USF	0-7	.000	181	301	0-3	0-4	1-8	.111	208	359	1-3	0-5	0-0	Lost 8

## BOWL RESULTS

### TUESDAY, DECEMBER 22

#### FAMOUS IDAHO POTATO BOWL

##### Nevada 38, Tulane 27

**Tulane:** Michael Pratt, 12 of 25, 168 yards, 2 TD, 3 INT; Cameron Carroll, 10 att., 120 yards, 1 TD; Jha'Quan Jackson, 2 rec., 69 yards, 2 TD.

#### ROOFCLAIM.COM BOCA RATON BOWL

##### BYU 49, UCF 23

**UCF:** Dillon Gabriel, 21 of 45, 217 yards, 2 TD; Greg McCrae, 18 att., 77 yards, 1 TD; Jacob Harris, 4 rec., 67 yards, 1 TD.

### WEDNESDAY, DECEMBER 23

#### MONTGOMERY BOWL

##### Memphis 25, Florida Atlantic 10

**Memphis:** Brady White, 22 of 34, 284 yards, 3 TD, 1 INT; Tahj Washington, 8 rec., 105 yards, Jason Ivory, 7 rec., 126 yards, 1 TD; Asa Martin, 15 att., 96 yards.

### THURSDAY, DECEMBER 24

#### NEW MEXICO BOWL

##### Hawaii 28, Houston 14

**Houston:** Clayton Tune, 20 of 38, 216 yards, 2 TD, 3 INT; Nathaniel Dell, 6 rec., 112 yards, 1 TD; Mulbah Car, 15 att., 47 yards.

### THURSDAY, DECEMBER 31

#### LOCKHEED MARTIN ARMED FORCES BOWL

##### Mississippi State 28, Tulsa 26

**Tulsa:** Zach Smith, 26 of 46, 347 yards, 1 TD, 2 INT; Corey Taylor II, 20 att., 90 yards, 1 TD; Keylon Stokes, 9 rec., 117 yards, 1 TD.

### FRIDAY, JANUARY 1

#### CHICK-FIL-A PEACH BOWL

##### Georgia 24, Cincinnati 21

**Cincinnati:** Desmond Ridder, 24 of 37, 206 yards, 2 TD; Jerome Ford, 8 att., 97 yards, 1 TD.

## POSTSEASON HONORS

### OFFENSIVE PLAYER OF THE YEAR

#### Desmond Ridder • Jr. • QB • Cincinnati • Louisville, Ky.

Ridder, who is a semifinalist for the Maxwell Award as the nation's most outstanding player, has been instrumental in Cincinnati's 9-0 record. He has passed for 2,090 yards and 17 touchdowns while rushing for 609 yards and 12 TDs, engineering an offense that averages 39.3 points and 467.2 yards per game. He has accounted for 23 touchdowns in the Bearcats' last six games, throwing 11 touchdown passes and rushing for 12 scores. Ridder, who was The American Rookie of the Year in 2018, is the first Cincinnati player to be chosen as the conference's Offensive Player of the Year.

### DEFENSIVE PLAYER OF THE YEAR

#### Zaven Collins • Jr. • LB • Tulsa • Hominy, Okla.

Collins was unanimously chosen as The American Defensive Player of the Year, becoming the first player in league history to earn unanimous player-of-the-year honors. A finalist for the Bronko Nagurski Trophy as the nation's top defensive player the runner-up for the Butkus Award as the top linebacker, Collins has registered 53 tackles, 11.5 tackles for loss, four sacks and four interceptions, including two that were returned for touchdowns. Two of Collins' four interceptions clinched wins for Tulsa, including a highlight-reel 96-yard pick six against Tulane in an overtime victory. He is the first player from Tulsa to be named as the conference's Defensive Player of the Year.

### SPECIAL TEAMS PLAYER OF THE YEAR

#### Chris Naggar • Sr. • K • SMU • Arlington, Texas

Naggar is a semifinalist for the Lou Groza Collegiate Place-Kicker Award and is the first SMU player to be selected as The American's Special Teams Player of the Year. Naggar leads the conference in scoring in 2020, averaging 9.4 points per game, and has made a league-leading 17 field goals in 21 attempts. He hit game-winning field goals in back-to-back weeks for the Mustangs in victories against Memphis and Tulane to help SMU to a 5-0 start.

### ROOKIES OF THE YEAR

#### Rahjai Harris • Fr. • RB • East Carolina • Duncan, S.C.

Harris rushed for 624 yards and four touchdowns in eight games, averaging 4.9 yards per carry and ranking third in The American in rushing as a true freshman (78.0 ypg).

#### Ulysses Bentley IV • RFr. • RB • SMU • Houston, Texas

Bentley, a redshirt freshman, led The American with 913 rushing yards and 11 touchdowns in 10 games and topped the conference with 91.3 yards per game.

### COACH OF THE YEAR

#### Luke Fickell • Cincinnati

Fickell was named as The American Coach of the Year for the second time in three seasons. Fickell takes his 9-0 Cincinnati squad into the Chick-fil-A Peach Bowl with a national ranking of No. 6 in the Associated Press and USA Today polls. The Bearcats have won their nine games by an average of 23.3 points against a schedule that included three top-25 opponents.





# 2020 INDIVIDUAL LEADERS

## TACKLES (All positions)

Player	G	Pos	Solo	Ast	Total	Avg	Sack		
1. STUARD, Grant	HOU	SR	7	LB	35	26	61	8.7	1.0
2. WILLIAMS,DO.	TLN	SO	12		64	33	97	8.1	3.5
3. GRANT, Richie	UCF	SR	9	DB	49	23	72	8.0	1.0
FAGOT, Diego	NAVY	JR	9		39	33	72	8.0	3.0
SMITH, Xavier	ECU	JR	9	LB	39	33	72	8.0	2.5
6. WILSON, Jireh	ECU	SO	9	DB	42	28	70	7.8	3.5
7. WHITE, Jarell	CIN	SR	10	LB	44	33	77	7.7	3.0
ROBINSON, Delano	SMU	SR	10	LB	51	26	77	7.7	3.0
9. GRIER, Antonio	USF	JR	8		34	25	59	7.4	3.0
10. JOHNSON, Quindell	MEM	SO	11	DB	60	21	81	7.4	0.0
11. ANDERSON,N.	TLN	JR	12		56	32	88	7.3	2.5
12. RAY, Kendarin	TLS	SO	9		44	19	63	7.0	0.0
KWENKEU, Will	TEM	7			29	20	49	7.0	1.0
EBIKETIE,Arnold	TEM	JR	6	DE	28	14	42	7.0	4.0
15. WRIGHT, Justin	TLS	SO	9		37	25	62	6.9	1.5
16. BRENNAN, Kevin	NAVY	JR	10		35	33	68	6.8	0.0
17. COLLINS, Zaven	TLS	JR	9		35	18	53	6.6	4.0
18. GILYARD, Eriq	UCF	JR	9	LB	33	26	59	6.6	1.0
19. TUITELE, Tama	NAVY	SO	8		38	14	52	6.5	0.0
20. DOURSEAU, Shawn	ECU	SO	9	DB	35	23	58	6.4	0.0
21. MOODY,M.	TLN	SR	10		36	27	63	6.3	0.5
22. BOYLES, Dwayne	USF	JR	7		28	16	44	6.3	0.0
WILLIAMS, Cristian	TLS	SR	7		26	18	44	6.3	0.0
24. KUERSCHEN,C.	TLN	SR	11		54	15	69	6.3	0.0
25. MARSHALL, John	NAVY	SO	10		32	30	62	6.2	0.0
26. BIVENS, Bruce	ECU	SR	8	LB	17	30	47	5.9	0.0
27. BEAVERS, D	CIN	SR	10	LB	38	20	58	5.8	2.5
28. BETHUNE, Tatum	UCF	SO	10	LB	28	29	57	5.7	2.5
29. WEST, Mitchell	NAVY	JR	9		32	18	50	5.6	0.0
30. TYLER,Amir	TEM	SR	6	SAF	27	6	33	5.5	0.0
31. PICKENS, Thomas	MEM	SR	10	LB	36	17	53	5.3	3.0
32. RUSSELL, JJ	MEM	SR	11	LB	39	19	58	5.3	0.0
33. MCBRYDE, Richard	SMU	SR	10	LB	42	10	52	5.2	3.0
34. GAINOUS, Derek	UCF	JR	9	DB	33	13	46	5.1	0.0
35. DUBLANKO, Joel	CIN	SR	10	LB	32	19	51	5.1	1.0
36. DAVIS, Vincent	USF	JR	7		19	15	34	4.9	0.0
37. BROOKS,L.	TLN	JR	12		46	12	58	4.8	0.0
38. OWENS, Rodney	MEM	JR	11	DB	37	16	53	4.8	0.0
39. REEVES, Treyvon	TLS	SR	9		27	16	43	4.8	2.5
40. MCMORRIS, M	NAVY	JR	8		24	14	38	4.8	0.0
MIMS, Andrew	USF	JR	8		24	14	38	4.8	1.0
42. LINDSEY, Tyrez	MEM	SR	11	DB	43	9	52	4.7	0.0
JOSEPH, Morris	MEM	JR	11	DL	39	13	52	4.7	7.0
SAMPLE,C.	TLN	SR	11		29	23	52	4.7	5.0
45. LaPOINTE, Mekhi	USF	JR	7		28	5	33	4.7	0.0
46. CROMARTIE, Chace	SMU	SO	10		29	17	46	4.6	0.0
47. ROBINSON, Aaron	UCF	SR	9	DB	31	10	41	4.6	0.0
48. STRAW, Nicholas	NAVY	SO	9		19	21	40	4.4	1.0
49. HENRY,K.	TLN	SR	11		31	17	48	4.4	1.0
50. ANDERSON, Deont	HOU	SR	6		14	12	26	4.3	1.0

## SACKS

Player	G	Pos	Solo	Ast	Yds	Total	Avg		
1. JOHNSON,PA.	TLN	SR	11		10	0	67	10.0	0.91
2. SANDERS, Myjai	CIN	JR	10	DL	6	2	47	7.0	0.70
3. JOSEPH, Morris	MEM	JR	11	DL	7	0	43	7.0	0.64
4. SAMPLE,C.	TLN	SR	11		5	0	46	5.0	0.45
5. ANENIH, David	HOU	SR	9	DL	4	1	42	4.5	0.56
6. DUCKSWORTH, Wardalis	MEM	JR	11	DL	4	0	26	4.0	0.36
7. EBIKETIE,Arnold	TEM	JR	6	DE	4	0	25	4.0	0.67
8. COLLINS, Zaven	TLS	JR	8		4	0	25	4.0	0.50
9. GOODLOW, Anthony	TLS	SO	9		4	0	20	4.0	0.44
GOODSON, O'Bryan	MEM	SR	9	DL	4	0	18	4.0	0.44

## TACKLES FOR LOSS

Player	G	Pos	Solo	Ast	Yds	Total	Avg		
1. WILLIAMS,DO.	TLN	SO	12		13	5	39	15.5	1.29
2. JOHNSON,PA.	TLN	SR	11		13	3	82	14.5	1.32
3. COLLINS, Zaven	TLS	JR	8		10	3	49	11.5	1.44
4. FAGOT, Diego	NAVY	JR	9		9	4	43	11.0	1.22
5. JOSEPH, Morris	MEM	JR	11	DL	10	1	50	10.5	0.95
6. ANDERSON,N.	TLN	JR	12		8	5	35	10.5	0.88
7. SANDERS, Myjai	CIN	JR	10	DL	8	5	56	10.5	1.05
8. PLAYER, Jaxon	TLS	JR	9		8	3	26	9.5	1.06
9. WRIGHT, Justin	TLS	SO	9		8	2	23	9.0	1.00
10. EBIKETIE,Arnold	TEM	JR	6	DE	8	1	38	8.5	1.42

## FUMBLES FORCED

Player	G	FF	Avg		
1. TUITELE, Tama	NAVY	SO	8	4	0.50
EBIKETIE,Arnold	TEM	JR	6	3	0.50
3. BRASWELL,C.	TEM	JR	6	2	0.33
GILYARD, Eriq	UCF	JR	9	3	0.33
WILSON, Jireh	ECU	SO	9	3	0.33
6. DENBOW, Trevor	SMU	SR	10	3	0.30
7. GRIER, Antonio	USF	JR	8	2	0.25
8. POWERS, Bryson	TLS	JR	9	2	0.22
GOODSON, O'Bryan	MEM	SR	9	2	0.22
BROUSSARD, John	MEM	SR	9	2	0.22

## FUMBLES FORCED

Player	G	FR	Avg		
TYLER,Amir	TEM	SR	6	2	0.33
MORRIS, Elijah	ECU	FR	9	3	0.33
3. GILYARD, Eriq	UCF	JR	9	2	0.22
POWERS, Bryson	TLS	JR	9	2	0.22
GRANT, Richie	UCF	SR	9	2	0.22
6. CHATMAN, Elijah	SMU	SO	10	2	0.20
7. MASHBURN, Cole	MEM	FR	11	2	0.18
8. EBIKETIE,Arnold	TEM	JR	6	1	0.17
JOHNSON,J.	TLN	JR	12	2	0.17
BROOKS,L.	TLN	JR	12	2	0.17

## PASSES DEFENDED

Player	G	Brup	Int	Total	Avg		
1. BRYANT, Coby	CIN	SR	10	7	4	11	1.10
STEPHENS, Brandon	SMU	SR	10	10	1	11	1.10
3. FRANCIS, Jacobi	MEM	SR	9	7	2	9	1.00
GARDNER, Ahmad	CIN	SO	9	6	3	9	1.00
5. CROSSLEY, Brandon	SMU	SO	10	5	4	9	0.90
6. GRANT, Richie	UCF	SR	9	5	3	8	0.89
7. WILLIAMS, Damar	HOU	SR	8	7	0	7	0.88
8. MARTIN, TieNeal	TLS	SR	7	6	0	6	0.86
9. OWENS, Rodney	MEM	JR	11	6	3	9	0.82
10. ROBINSON, Aaron	UCF	SR	9	7	0	7	0.78

## INTERCEPTIONS

Player	Team	Cl	G	Int	Yds	TD	Long	Int/G
1. COLLINS, Zaven	TLS	JR	8	4	152	2	96	0.50
2. McMILLIAN, Ja'Quan	ECU	SO	9	4	31	0	31	0.44
3. CROSSLEY, Brandon	SMU	SO	10	4	35	1	18	0.40
BRYANT, Coby	CIN	SR	10	4	25	0	24	0.40
5. EVANS, Daquan	USF	SO	9	3	138	1	56	0.33
GRANT, Richie	UCF	SR	9	3	25	0	25	0.33
GARDNER, Ahmad	CIN	SO	9	3	18	0	19	0.33
8. LaPOINTE, Mekhi	USF	JR	7	2	39	0	21	0.29
9. JOHNSON, Quindell	MEM	SO	11	3	31	0	31	0.27
10. SABA, Warren	ECU	SR	8	2	45	1	28	0.25



Zaven Collins, Tulsa

# 2020 TEAM LEADERS

## SCORING OFFENSE

	G	TD	XP	2XP	DXP	FG	Saf	Pts	Avg
1. UCF	10	55	46	4	0	12	1	422	42.2
2. SMU	10	48	43	1	0	17	1	386	38.6
3. Cincinnati	10	51	48	0	0	7	0	375	37.5
4. Tulane	12	56	51	1	0	9	0	416	34.7
5. Memphis	11	42	36	4	0	15	0	341	31.0
6. East Carolina	9	33	30	1	0	14	0	272	30.2
7. Houston	8	31	28	1	0	8	0	240	30.0
8. Tulsa	9	30	26	0	0	12	1	244	27.1
9. USF	9	26	23	1	0	9	0	208	23.1
10. Temple	7	17	10	0	0	9	0	139	19.9
11. Navy	10	21	16	2	0	6	1	166	16.6

## SCORING DEFENSE

	G	TD	XP	2XP	DXP	FG	Saf	Pts	Avg
1. Cincinnati	10	18	15	2	0	13	1	168	16.8
2. Tulsa	9	21	21	0	0	15	1	194	21.6
3. Memphis	11	39	33	2	0	12	0	307	27.9
4. Tulane	12	45	34	2	0	9	1	337	28.1
5. Navy	10	34	31	0	0	22	1	303	30.3
6. SMU	10	41	39	0	0	8	0	309	30.9
7. Houston	8	33	30	2	0	8	0	256	32.0
8. UCF	10	44	34	4	0	8	1	332	33.2
9. East Carolina	9	42	38	1	0	9	0	319	35.4
10. Temple	7	34	32	0	0	8	0	260	37.1
11. USF	9	47	44	0	0	11	0	359	39.9

## TOTAL OFFENSE

	G	Rush	Pass	Plays	Yards	Avg/P	TD	Yds/G
1. UCF	10	2107	3574	859	5681	6.6	55	568.1
2. SMU	10	1765	3180	753	4945	6.6	47	494.5
3. Memphis	11	1597	3387	819	4984	6.1	40	453.1
4. Cincinnati	10	2124	2386	676	4510	6.7	49	451.0
5. Tulsa	9	1419	2275	661	3694	5.6	28	410.4
6. Houston	8	1145	2126	590	3271	5.5	27	408.9
7. East Carolina	9	1564	2060	655	3624	5.5	30	402.7
8. Tulane	12	2592	2120	828	4712	5.7	53	392.7
9. USF	9	1339	1949	650	3288	5.1	23	365.3
10. Temple	7	982	1456	524	2438	4.7	16	348.3
11. Navy	10	1776	974	607	2750	4.5	21	275.0

## TOTAL DEFENSE

	G	Rush	Pass	Plays	Yards	Avg	TD	Yds/G
1. Cincinnati	10	1111	2135	710	3246	4.6	17	324.6
2. Tulsa	9	1301	1701	637	3002	4.7	19	333.6
3. Navy	10	2047	1808	644	3855	6.0	34	385.5
4. Houston	8	1340	1848	552	3188	5.8	28	398.5
5. SMU	10	1803	2419	748	4222	5.6	41	422.2
6. Tulane	12	1738	3359	898	5097	5.7	43	424.8
7. Temple	7	1460	1571	473	3031	6.4	33	433.0
8. Memphis	11	1596	3181	841	4777	5.7	37	434.3
9. USF	9	1911	2062	656	3973	6.1	41	441.4
10. East Carolina	9	1812	2214	648	4026	6.2	40	447.3
11. UCF	10	1926	2992	794	4918	6.2	43	491.8

## RUSHING OFFENSE

	G	Att	Yds	Avg	TD	Yds/G
1. Tulane	12	515	2592	5.0	32	216.0
2. Cincinnati	10	381	2124	5.6	29	212.4
3. UCF	10	444	2107	4.7	23	210.7
4. Navy	10	483	1776	3.7	15	177.6
5. SMU	10	377	1765	4.7	24	176.5
6. East Carolina	9	362	1564	4.3	11	173.8
7. Tulsa	9	355	1419	4.0	13	157.7
8. USF	9	337	1339	4.0	11	148.8
9. Memphis	11	396	1597	4.0	9	145.2
10. Houston	8	293	1145	3.9	12	143.1
11. Temple	7	284	982	3.5	5	140.3

## RUSHING DEFENSE

	G	Rushes	Yards	Avg.	TD	Yds/G
1. Cincinnati	10	355	1111	3.1	10	111.1
2. Tulsa	9	358	1301	3.6	9	144.6
3. Tulane	12	505	1738	3.4	16	144.8
4. Memphis	11	413	1596	3.9	13	145.1
5. Houston	8	314	1340	4.3	12	167.5
6. SMU	10	428	1803	4.2	19	180.3
7. UCF	10	444	1926	4.3	17	192.6
8. East Carolina	9	351	1812	5.2	23	201.3
9. Navy	10	414	2047	4.9	23	204.7
10. Temple	7	303	1460	4.8	15	208.6
11. USF	9	386	1911	5.0	20	212.3

## PASS OFFENSE

	G	Att	Cmp	Int	Pct.	Yds	Avg	TD	Yds/G
1. UCF	10	415	249	4	60.0	3574	8.6	32	357.4
2. SMU	10	376	246	6	65.4	3180	8.5	23	318.0
3. Memphis	11	423	255	10	60.3	3387	8.0	31	307.9
4. Houston	8	297	175	10	58.9	2126	7.2	15	265.8
5. Tulsa	9	306	173	11	56.5	2275	7.4	15	252.8
6. Cincinnati	10	295	197	6	66.8	2386	8.1	20	238.6
7. East Carolina	9	293	176	9	60.1	2060	7.0	19	228.9
8. USF	9	313	187	6	59.7	1949	6.2	12	216.6
9. Temple	7	240	146	11	60.8	1456	6.1	11	208.0
10. Tulane	12	313	165	10	52.7	2120	6.8	21	176.7
11. Navy	10	124	57	4	46.0	974	7.9	6	97.4

## PASS EFFICIENCY

	G	Att	Cmp	Pct	Int	Yds	TD	Effc
1. UCF	10	415	249	60.0	4	3574	32	155.9
2. SMU	10	376	246	65.4	6	3180	23	153.5
3. Cincinnati	10	295	197	66.8	6	2386	20	153.0
4. Memphis	11	423	255	60.3	10	3387	31	147.0
5. East Carolina	9	293	176	60.1	9	2060	19	134.4
6. Houston	8	297	175	58.9	10	2126	15	129.0
7. Tulsa	9	306	173	56.5	11	2275	15	128.0
8. Tulane	12	313	165	52.7	10	2120	21	125.4
9. Navy	10	124	57	46.0	4	974	6	121.5
10. USF	9	313	187	59.7	6	1949	12	120.9
11. Temple	7	240	146	60.8	11	1456	11	117.8

## PASS DEFENSE

	G	Att	Cmp	Int	Pct.	Yds	Avg	TD	Yds/G
1. Navy	10	230	140	3	60.9	1808	7.9	11	180.8
2. Tulsa	9	279	170	6	60.9	1701	6.1	10	189.0
3. Cincinnati	10	355	189	16	53.2	2135	6.0	7	213.5
4. Temple	7	170	96	3	56.5	1571	9.2	18	224.4
5. USF	9	270	164	10	60.7	2062	7.6	21	229.1
6. Houston	8	238	140	3	58.8	1848	7.8	16	231.0
7. SMU	10	320	186	7	58.1	2419	7.6	22	241.9
8. East Carolina	9	297	194	10	65.3	2214	7.5	17	246.0
9. Tulane	12	393	239	9	60.8	3359	8.5	27	279.9
10. Memphis	11	428	269	12	62.9	3181	7.4	24	289.2
11. UCF	10	350	209	9	59.7	2992	8.5	26	299.2

## PASS DEF EFFICIENCY

	G	Att	Cmp	Int	Pct.	Yds	TD	Effc
1. Cincinnati	10	355	189	16	53.2	2135	7	101.3
2. Tulsa	9	279	170	6	60.9	1701	10	119.7
3. Memphis	11	428	269	12	62.9	3181	24	138.2
4. SMU	10	320	186	7	58.1	2419	22	139.9
5. Navy	10	230	140	3	60.9	1808	11	140.1
6. East Carolina	9	297	194	10	65.3	2214	17	140.1
7. USF	9	270	164	10	60.7	2062	21	143.2
8. Houston	8	238	140	3	58.8	1848	16	143.7
9. Tulane	12	393	239	9	60.8	3359	27	150.7
10. UCF	10	350	209	9	59.7	2992	26	150.9
11. Temple	7	170	96	3	56.5	1571	18	165.5

## KICKOFF RETURNS

	G	Ret	Yds	TD	Avg
1. Cincinnati	10	17	476	1	28.0
2. Houston	8	17	425	1	25.0
3. Tulane	12	25	602	0	24.1
4. Navy	10	13	284	0	21.8
5. USF	9	34	726	0	21.4
6. UCF	10	15	317	0	21.1
7. East Carolina	9	31	591	1	19.1
8. SMU	10	29	551	0	19.0
9. Memphis	11	27	484	0	17.9
10. Temple	7	14	249	0	17.8
11. Tulsa	9	16	267	0	16.7

## PUNT RETURNS

	G	Ret	Yds	TD	Avg
1. Houston	8	20	369	1	18.5
2. East Carolina	9	13	190	1	14.6
3. Tulane	12	20	253	0	12.6
4. SMU	10	21	261	0	12.4
5. Memphis	11	21	188	1	9.0
6. USF	9	8	71	1	8.9
7. Cincinnati	10	15	123	0	8.2
8. Temple	7	4	25	0	6.2
9. UCF	10	9	53	0	5.9
10. Tulsa	9	15	47	0	3.1
11. Navy	10	10	26	0	2.6

# 2020 TEAM LEADERS

PUNTING							
	G	No.	Yards	Avg/P	PR	Avg	TBg Net/P
1. Tulane	12	57	2601	45.6	147	2.6	5 41.3
2. Cincinnati	10	40	1754	43.8	84	2.1	1 41.2
3. Houston	8	38	1583	41.7	-5	-0.1	3 40.2
4. UCF	10	40	1756	43.9	120	3.0	3 39.4
5. Memphis	11	44	1873	42.6	53	1.2	5 39.1
6. Temple	7	40	1760	44.0	197	4.9	2 38.1
7. East Carolina	9	42	1739	41.4	70	1.7	4 37.8
8. Tulsa	9	42	1801	42.9	203	4.8	3 36.6
9. SMU	10	34	1302	38.3	75	2.2	0 36.1
10. Navy	10	53	1932	36.5	70	1.3	2 34.4
11. USF	9	41	1606	39.2	288	7.0	2 31.2

TURNOVER MARGIN	G	Gained			Lost			Mar	Per/G
		Fum	Int	Tot	Fum	Int	Tot		
1. UCF	10	13	9	22	6	4	10	+12	1.20
2. SMU	10	10	7	17	6	6	12	+5	0.50
3. Cincinnati	10	5	16	21	10	6	16	+5	0.50
4. Tulane	12	10	9	19	4	10	14	+5	0.42
5. Memphis	11	8	12	20	9	10	19	+1	0.09
6. Navy	10	6	3	9	7	4	11	-2	-0.20
7. Tulsa	9	10	6	16	7	11	18	-2	-0.22
8. Temple	7	9	3	12	3	11	14	-2	-0.29
9. East Carolina	9	8	10	18	12	9	21	-3	-0.33
10. USF	9	3	10	13	11	6	17	-4	-0.44
11. Houston	8	3	3	6	6	10	16	-10	-1.25

FIRST DOWNS					
	G	Rush	Pass	Pen	Total
1. UCF	10	123	144	16	283
2. Memphis	11	95	135	30	260
3. Tulane	12	136	103	18	257
4. SMU	10	95	127	29	251
5. Cincinnati	10	97	112	10	219
6. Tulsa	9	83	105	11	199
7. East Carolina	9	80	91	27	198
8. USF	9	76	97	15	188
9. Houston	8	69	103	11	183
10. Temple	7	54	80	12	146
11. Navy	10	100	36	7	143

OPPONENT 1ST DOWNS					
	G	Rush	Pass	Pen	Total
1. Temple	7	81	60	9	150
2. Houston	8	72	79	15	166
3. Tulsa	9	77	75	23	175
4. Cincinnati	10	71	95	28	194
5. Navy	10	105	80	13	198
6. East Carolina	9	86	104	13	203
7. USF	9	99	97	14	210
8. SMU	10	98	115	15	228
9. Memphis	11	93	143	14	250
10. Tulane	12	111	124	21	256
11. UCF	10	112	144	20	276

3RD-DN CONVERSIONS				
	G	Conv	Att	Pct
1. UCF	10	78	160	48.8
2. SMU	10	69	147	46.9
3. Cincinnati	10	60	132	45.5
4. Memphis	11	77	172	44.8
5. Tulsa	9	58	138	42.0
6. Houston	8	48	120	40.0
7. Temple	7	44	116	37.9
8. Tulane	12	51	150	34.0
9. Navy	10	47	139	33.8
10. East Carolina	9	43	129	33.3
11. USF	9	38	124	30.6

OPP 3RD-DN CONVERT				
	G	Conv	Att	Pct
1. Tulsa	9	44	135	32.6
2. Cincinnati	10	52	150	34.7
3. Memphis	11	58	161	36.0
4. East Carolina	9	45	121	37.2
5. Houston	8	44	116	37.9
6. Navy	10	48	126	38.1
7. Tulane	12	74	192	38.5
8. UCF	10	63	146	43.2
9. SMU	10	66	152	43.4
10. Temple	7	40	91	44.0
11. USF	9	71	142	50.0

SACKS BY		
	G	SacksYards
1. Tulane	12	37 248
2. Cincinnati	10	30 211
3. SMU	10	26 148
4. UCF	10	26 169
5. Memphis	11	26 160
6. Houston	8	24 152
7. Tulsa	9	23 123
8. East Carolina	9	14 79
9. Temple	7	13 87
10. USF	9	7 25
11. Navy	10	6 40

SACKS AGAINST		
	G	SacksYards
1. Temple	7	12 55
2. Houston	8	18 108
3. Cincinnati	10	19 113
4. Memphis	11	20 113
5. Tulsa	9	21 132
6. SMU	10	21 156
7. UCF	10	22 139
8. Navy	10	22 122
9. East Carolina	9	23 145
10. USF	9	30 177
11. Tulane	12	35 229

PENALTIES				
	G	No	Yds	Avg/G
1. Navy	10	44	402	40.2
2. Temple	7	38	321	45.9
3. Memphis	11	61	520	47.3
4. USF	9	48	452	50.2
5. Tulane	12	75	607	50.6
6. East Carolina	9	57	524	58.2
7. SMU	10	68	590	59.0
8. Houston	8	61	546	68.2
9. UCF	10	92	748	74.8
10. Cincinnati	10	88	768	76.8
11. Tulsa	9	81	732	81.3

OPPONENT PENALTIES				
	G	No	Yds	Avg/G
1. East Carolina	9	85	790	87.8
2. Tulsa	9	92	672	74.7
3. SMU	10	76	676	67.6
4. UCF	10	70	599	59.9
5. Cincinnati	10	57	553	55.3
6. Memphis	11	64	598	54.4
7. USF	9	50	487	54.1
8. Tulane	12	71	612	51.0
9. Temple	7	37	356	50.9
10. Houston	8	41	360	45.0
11. Navy	10	46	366	36.6

FIELD GOALS				
	G	Made	Att	Pct
1. Temple	7	9	11	.818
2. SMU	10	17	21	.810
3. Tulsa	9	12	16	.750
4. Houston	8	8	11	.727
5. UCF	10	12	17	.706
6. Cincinnati	10	7	10	.700
7. USF	9	9	13	.692
8. Memphis	11	15	22	.682
9. East Carolina	9	14	21	.667
10. Tulane	12	9	15	.600
11. Navy	10	6	10	.600

PAT KICKING				
	G	Made	Att	Pct
1. Houston	8	28	28	1.000
2. Tulane	12	51	52	.981
3. Memphis	11	36	37	.973
4. East Carolina	9	30	31	.968
5. Tulsa	9	26	27	.963
6. Cincinnati	10	48	50	.960
7. USF	9	23	24	.958
8. UCF	10	46	49	.939
9. SMU	10	43	46	.935
10. Navy	10	16	18	.889
11. Temple	7	10	12	.833

# 2020 ALL-CONFERENCE TEAMS

## ALL-CONFERENCE FIRST TEAM

Pos.	Player	School	Cl.	Ht.	Wt.	Hometown
WR	Jaylon Robinson	UCF	So.	5-9	163	Fort Worth, Texas
WR	Marlon Williams	UCF	Sr.	6-0	215	Mobile, Ala.
WR	Calvin Austin III	Memphis	Jr.	5-9	162	Memphis, Tenn.
OT	James Hudson	Cincinnati	Jr.	6-5	310	Toledo, Ohio
OT	Tyler Smith	Tulsa	RFr.	6-5	332	Fort Worth, Texas
OG	Cole Schneider <sup>1,2</sup>	UCF	Jr.	6-4	312	Fort Myers, Fla.
OG	Peter Nestrowitz	Navy	Sr.	6-3	282	Washington, N.J.
C	Matthew Lee	UCF	RFr.	6-4	290	Oviedo, Fla.
TE	Kylen Granson <sup>2</sup>	SMU	Sr.	6-3	235	Austin, Texas
QB	Desmond Ridder	Cincinnati	Jr.	6-4	215	Louisville, Ky.
RB	Gerrid Doaks	Cincinnati	Sr.	6-0	230	Indianapolis, Ind.
RB	Rahjai Harris	East Carolina	Fr.	5-10	228	Duncan, S.C.
RB	Ulysses Bentley IV	SMU	RFr.	5-10	184	Houston, Texas
DL	Myjai Sanders	Cincinnati	Jr.	6-5	258	Jacksonville, Fla.
DL	O'Bryan Goodson <sup>#</sup>	Memphis	Sr.	6-1	297	Batesville, Miss.
DL	Cameron Sample	Tulane	Sr.	6-3	280	Snellville, Ga.
DL	Jaxon Player	Tulsa	Jr.	6-0	290	Waco, Texas
LB	Jarell White	Cincinnati	Sr.	5-10	205	Cincinnati, Ohio
LB	Grant Stuard <sup>2</sup>	Houston	Sr.	6-1	225	Conroe, Texas
LB	Patrick Johnson <sup>2,2</sup>	Tulane	Sr.	6-3	255	Chattanooga, Tenn.
LB	Zaven Collins <sup>*</sup>	Tulsa	Jr.	6-4	260	Hominy, Okla.
CB	Ahmad Gardner <sup>1</sup>	Cincinnati	So.	6-2	188	Detroit, Mich.
CB	Coby Bryant	Cincinnati	Sr.	6-1	198	Cleveland, Ohio
S	Richie Grant <sup>* 11</sup>	UCF	Sr.	6-0	194	Fort Walton Beach, Fla.
S	James Wiggins <sup>2</sup>	Cincinnati	Sr.	6-0	205	Miami, Fla.
K	Chris Naggar	SMU	Sr.	6-1	195	Arlington, Texas
P	Ryan Wright	Tulane	Jr.	6-3	245	San Ramon, Calif.
RS	Marcus Jones	Houston	Jr.	5-8	185	Enterprise, Ala.

\* unanimous selection



Marlon Williams, UCF

## ALL-CONFERENCE SECOND TEAM

Pos.	Player	School	Cl.	Ht.	Wt.	Hometown
WR	Michael Young Jr.	Cincinnati	Jr.	5-10	190	Saint Rose, La.
WR	Tyler Snead	East Carolina	So.	5-7	169	Raleigh, N.C.
WR	Keylon Stokes	Tulsa	Sr.	6-0	194	Manvel, Texas
OT	Jaylon Thomas <sup>2</sup>	SMU	Jr.	6-3	312	Lubbock, Texas
OT	Chris Paul	Tulsa	Jr.	6-4	331	Houston, Texas
OG	Hayden Howerton	SMU	Sr.	6-3	300	Katy, Texas
OG	Corey Dublin <sup>#</sup>	Tulane	Sr.	6-4	312	New Orleans, La.
C	Sincere Haynesworth	Tulane	So.	6-1	310	Pearland, Texas
TE	Josh Whyte	Cincinnati	So.	6-6	235	Cincinnati, Ohio
QB	Dillon Gabriel	UCF	So.	6-0	186	Mililani, Hawaii
RB	Otis Anderson <sup>#</sup>	UCF	So.	6-0	195	Grapevine, Texas
RB	Stephon Huderson	Tulane	Sr.	5-9	200	Petal, Miss.
DL	Marcus Brown	Cincinnati	Sr.	6-2	297	Naples, Fla.
DL	Elijah Ponder <sup>1</sup>	Cincinnati	Sr.	6-3	275	Atlanta, Ga.
DL	Payton Turner	Houston	Sr.	6-6	270	Houston, Texas
DL	Arnold Ebiketie	Temple	Jr.	6-4	240	Silver Spring, Md.
LB	Darrian Beavers	Cincinnati	Sr.	6-3	242	Cincinnati, Ohio
LB	Diego Fagot <sup>1</sup>	Navy	Jr.	6-3	240	Fort Lauderdale, Fla.
LB	Antonio Grier	South Florida	Jr.	6-1	222	Atlanta, Ga.
LB	Dorian Williams	Tulane	So.	6-1	220	Fort Mill, S.C.
LB	Justin Wright	Tulsa	So.	6-2	234	Abilene, Texas
CB	Aaron Robinson <sup>2</sup>	UCF	Sr.	6-1	193	Deerfield Beach, Fla.
CB	Ja'Quan McMillian	East Carolina	So.	5-10	161	Winston-Salem, N.C.
S	Quindell Johnson	Memphis	So.	6-1	195	New Orleans, La.
S	Cristian Williams	Tulsa	Sr.	6-0	180	Dallas, Texas
K	Zack Long	Tulsa	Sr.	5-10	172	Pacific, Mo.
P	James Smith <sup>11,2</sup>	Cincinnati	Sr.	6-5	235	Wangaratta, Australia
RS	Tre Tucker	Cincinnati	So.	5-9	172	Akron, Ohio
RS	Tyler Snead	East Carolina	So.	5-7	169	Raleigh, N.C.

## ALL-CONFERENCE HONORABLE MENTION

Pos.	Player	School	Cl.	Ht.	Wt.	Hometown
OG	Lokahi Pauole	UCF	So.	6-4	320	Kapolei, Hawaii
S	Darrick Forrest <sup>1</sup>	Cincinnati	Sr.	6-0	200	Columbus, Ohio
OT	Darius Harper	Cincinnati	Sr.	6-7	308	Springfield, Ohio
LB	Xavier Smith	East Carolina	Jr.	6-0	246	Stafford, Va.
OG	Braylon Jones	Houston	Sr.	6-4	315	Tyler, Texas
CB	Damarion Williams	Houston	Sr.	5-11	180	Atlanta, Ga.
TE	Sean Dykes	Memphis	Sr.	6-2	224	Houston, Texas
DL	Morris Joesph	Memphis	Jr.	6-2	275	Orange, Texas
LB	Richard McBryde	SMU	Sr.	6-1	232	Troy, Ala.
WR	Jadan Blue <sup>2</sup>	Temple	Jr.	6-0	185	Randallstown, Md.
OT	Joey Claybrook	Tulane	Jr.	6-6	295	Starkville, Miss.
OG	Dante Bivens	Tulsa	Jr.	6-3	324	Spring, Texas
OG	Dylan Couch	Tulsa	Sr.	6-3	299	Pryor, Okla.
CB	Allie Green IV	Tulsa	Sr.	6-3	206	Austin, Texas
S	Kendarin Ray	Tulsa	So.	6-4	200	Brenham, Texas
C	Gerard Wheeler	Tulsa	Jr.	6-3	331	Plano, Texas

<sup>12H</sup> indicates previous selections to first team, second team, or honorable mention



Patrick Johnson, Tulane

# 2020 CHAMPIONSHIP



## Cincinnati Edges Tulsa on Late Field Goal for American Title

CINCINNATI – Cole Smith made a 34-yard field goal as time expired to give No. 6 Cincinnati a 27-24 victory over No. 20 Tulsa in the rainy American Conference Championship game.

Alec Pierce had a career-high 146 yards receiving on five catches, Desmond Ridder passed for 269 yards and a touchdown and ran for a score, and Jerome Ford added a 42-yard scoring run for the Bearcats. Ridder was named as the game's Most Outstanding Player.

Tulsa reached the conference championship game following three straight losing seasons. It was the Golden Hurricane's first appearance in the AAC title game.

Tulsa tied it with 3:41 remaining on Zach Smith's 13-yard touchdown pass to JuanCarlos Santana. But the Golden Hurricane defense jumped offside on a hard count on fourth-and-2, giving the Bearcats a first down at the 19 to set up Smith's kick.

After Jarrell White's interception ended a promising drive for Tulsa, the Bearcats went ahead 7-0 on Ford's 42-yard touchdown run. Pierce had a pair of acrobatic catches in the first quarter. He had a one-armed catch to help set up the first touchdown. His 45-yard grab led to a field goal.

Jaxon Player's recovery of Ridder's fumble at the Bearcats 28 set up Corey Taylor's 10-yard TD run that tied it at 10.

Tulsa struggled to cover Pierce. He had 126 yards receiving yards in the first half, including a 36-yard TD catch to help Cincinnati take a 17-10 lead into halftime.

Deneric Prince's 8-yard TD run capped a 55-yard drive on Tulsa's opening possession of the third quarter, tying it at 17. Ridder scored on a 10-yard run to put the Bearcats back ahead.

In the 2019 American championship game, Cincinnati led Memphis by one point with four minutes remaining, but lost 29-24.

The Golden Hurricane had 16 come-from-behind wins since Philip Montgomery took over as head coach in 2015. They nearly pulled off another.

Cincinnati hadn't played since Nov. 21 due to COVID-19 issues, and the rust showed with 12 penalties and two lost fumbles.

The Bearcats were able to overcome the loss of one of their top defensive playmakers when senior safety James Wiggins left in the first quarter with a right leg injury and did not return.



# INDIVIDUAL RECORDS

## TOTAL OFFENSE

GAME	PLAYS
83	Greg Ward Jr., Houston at Memphis, 11/25/16 (16 rush, 67 pass) Holton Ahlers, East Carolina at Tulane, 11/10/18 (16 rush, 67 pass)
81	Garrett Gilbert, SMU vs. Rutgers, 10/5/13 (11 rush, 70 pass)
80	Holton Ahlers, East Carolina vs. UCF, 10/20/18 (27 rush, 53 pass)
79	Holton Ahlers, East Carolina vs. Memphis, 11/3/18 (17 rush, 62 pass)
76	Garrett Gilbert, SMU vs. Texas Tech, 8/30/13 (14 rush, 62 pass)
75	Shane Carden, East Carolina vs. Florida, 1/3/15 (9 rush, 66 pass)
73	Shane Carden, East Carolina vs. UConn, 1/23/14 (9 rush, 64 pass) David Pindell, UConn at Cincinnati, 11/25/17 (22 rush, 51 pass)
71	Gardner Minschew, East Carolina at Houston, 11/4/17 (3 rush, 68 pass) Anthony Russo, Temple at Memphis, 10/24/20 (8 rush, 63 pass)

### SEASON

713	Shane Carden, East Carolina, 2014
666	Greg Ward Jr., Houston, 2016
587	Garrett Gilbert, SMU, 2013
581	Dane Evans, Tulsa, 2015
554	Shane Buechele, SMU, 2019
551	Quinton Flowers, South Florida, 2017
550	Holton Ahlers, East Carolina, 2019
543	Greg and Ward Jr., Houston, 2015
539	Dane Evans, Tulsa, 2014
530	Paxton Lynch, Memphis, 2015

### CAREER

1,800	Phillip Walker, Temple, 2013-16
1,664	Greg Ward Jr., Houston, 2013-16
1,602	Dane Evans, Tulsa, 2014-16
1,580	Quinton Flowers, South Florida, 2014-17
1,493	Paxton Lynch, Memphis, 2013-15
1,409	Brady White, Memphis, 2018-20
1,406	Ben Hicks, SMU, 2016-18
1,309	Desmond Ridder, Cincinnati, 2018-20
1,305	McKenzie Milton, UCF, 2016-18
1,255	Holton Ahlers, East Carolina, 2018-20

## YARDS GAINED

650	Dillon Gabriel, UCF at Memphis, 10/17/20 (49 rush, 601 pass)
635	Garrett Gilbert, SMU vs. Temple, 10/26/13 (97 rush, 538 pass)
605	Quinton Flowers, South Florida at UCF, 11/24/17 (102 rush, 503 pass)
564	Hayden Moore, Cincinnati at Memphis, 9/24/15 (7 rush, 557 pass)
562	McKenzie Milton, UCF vs. Memphis, 12/2/17 (68 rush, 494 pass)
556	Holton Ahlers, East Carolina vs. Cincinnati, 11/2/19 (21 rush, 535 pass)
552	Greg Ward Jr., Houston at Memphis, 11/25/16 (65 rush, 487 pass)
551	D'Eriq King, Houston vs. South Florida, 10/27/18 (132 rush, 419 pass)
523	Holton Ahlers, East Carolina at SMU, 11/9/19 (25 rush, 498 pass)
516	Quinton Flowers, South Florida at UConn, 11/4/17 (131 rush, 385 pass) Brady White, Memphis vs. UCF, 10/17/20 (30 rush, 486 pass)

### SEASON

4,812	Shane Carden, East Carolina, 2014 (76 rush, 4,736 pass)
4,650	McKenzie Milton, UCF, 2017 (613 rush, 4,037 pass)
4,342	Quinton Flowers, South Florida, 2016 (1,530 rush, 2,812 pass)
4,323	Dane Evans, Tulsa, 2015 (-9 rush, 4,332 pass)
4,279	Riley Ferguson, Memphis, 2017 (22 rush, 4,257 pass)
4,075	Greg Ward Jr., Houston, 2016 (518 rush, 3,557 pass)
4,048	Teddy Bridgewater, Louisville, 2013 (78 rush, 3,970 pass)
4,034	Shane Buechele, SMU, 2019 (105 rush, 3,929 pass)
4,017	Paxton Lynch, Memphis, 2015 (239 rush, 3,778 pass)
3,989	Quinton Flowers, South Florida, 2017 (1,078 rush, 2,911 pass)

### CAREER

11,802	Quinton Flowers, South Florida, 2014-17
11,431	Phillip Walker, Temple, 2013-16
11,080	Greg Ward Jr., Houston, 2013-16
10,664	Brady White, Memphis, 2018-20
10,082	Dane Evans, Tulsa, 2014-16
9,761	McKenzie Milton, UCF, 2016-18
9,552	Paxton Lynch, Memphis, 2013-15
8,977	Ben Hicks, SMU, 2016-18
8,719	Desmond Ridder, Cincinnati, 2018-20
8,153	Holton Ahlers, East Carolina, 2018-20

## YARDS PER GAME

### SEASON

379.5	Garrett Gilbert, SMU, 2013 (10 games, 3,795 yards)
370.2	Shane Carden, East Carolina, 2014 (13 games, 4,812 yards)
357.7	McKenzie Milton, UCF, 2017 (13 games, 4,650 yards)
339.6	Greg Ward Jr. Houston, 2016 (12 games, 4,075 yards)
334.0	Quinton Flowers, South Florida, 2016 (13 games, 4,342 yards)
332.5	Dane Evans, Tulsa, 2015 (13 games, 4,323 yards)
332.41	Quinton Flowers, South Florida, 2017 (12 games, 3,989 yards)
332.36	D'Eriq King, Houston, 2018 (11 games, 3,656 yards)
329.2	Riley Ferguson, Memphis, 2017 (13 games, 4,279 yards)
312.2	Holton Ahlers, East Carolina, 2019 (12 games, 3,746 yards)

## YARDS PER PLAY

### GAME (Minimum 15 plays)

19.6	Riley Ferguson, Memphis vs. East Carolina, 11/25/17 (16 plays, 313 yards)
17.9	Brendon Kay, Cincinnati vs. Northwestern State, 9/14/13 (16 plays, 286 yards)
16.1	Malcolm Perry, Navy at UConn, 11/1/19 (17 plays, 273 yards)
15.8	McKenzie Milton, UCF at Cincinnati, 10/7/17 (24 plays, 380 yards)
15.3	Paxton Lynch, Memphis vs. SMU, 11/28/15 (15 plays, 229 yards)

### SEASON (Minimum 250 plays)

9.3	McKenzie Milton, UCF, 2017 (501 plays, 4,650 yards)
8.3	Teddy Bridgewater, Louisville, 2013 (490 plays, 4,048 yards)
8.2	Blake Bortles, UCF, 2013 (469 plays, 3,853 yards)
8.2	Quinton Flowers, South Florida, 2016 (529 plays, 4,342 yards)
8.2	Brady White, Memphis, 2019 (481 plays, 3,943 yards)

### CAREER (Minimum 500 plays)

7.83	Dillon Gabriel, UCF, 2019-20 (954 plays, 7,470 yards)
7.79	Malcolm Perry, Navy, 2016-19 (727 plays, 5,670 yards)
7.77	Brady White, Memphis, 2018-19 (926 plays, 7,196 yards)
7.6	Riley Ferguson, Memphis, 2016-17 (1,042 plays, 7,907 yards)
7.5	Gunner Kiel, Cincinnati, 2014-16 (935 plays, 7,000 yards)

## TOUCHDOWN RESPONSIBILITY

### GAME

7	Garrett Gilbert, SMU vs. Rutgers, 10/5/13 (2 rush, 5 pass) Paxton Lynch, Memphis vs. Brigham Young, 12/22/14 (3 rush, 4 pass) Paxton Lynch, Memphis vs. SMU, 11/28/15 (0 rush, 7 pass) Riley Ferguson, Memphis vs. Bowling Green, 9/24/16 (1 rush, 6 pass) Riley Ferguson, Memphis at UConn, 10/6/17 (7 pass) D'Eriq King, Houston vs. South Florida, 10/27/18 (2 rush, 5 pass) Brady White, Memphis vs. UCF, 10/17/20 (1 rush, 6 pass)
6	21 Times: Most Recent Dillon Gabriel, UCF at Memphis, 10/17/20 (1 rush, 5 pass)

### SEASON

50	D'Eriq King, Houston, 2018 (14 rush, 36 pass)
45	McKenzie Milton, UCF, 2017 (8 rush, 37 pass)
44	Riley Ferguson, Memphis, 2017 (6 rush, 38 pass)
42	Quinton Flowers, South Florida, 2016 (18 rush, 24 pass)
38	Greg Ward Jr., Houston, 2015 (21 rush, 17 pass)
37	Brady White, Memphis, 2019 (4 rush, 33 pass)
36	Shane Carden, East Carolina, 2014 (6 rush, 30 pass) Riley Ferguson, Memphis, 2016 (4 rush, 32 pass) Dane Evans, Tulsa, 2016 (4 rush, 32 pass) Quinton Flowers, South Florida, 2017 (11 rush, 25 pass) Shane Buechele, Memphis, 2019 (2 rush, 34 pass)

### CAREER

112	Quinton Flowers, South Florida, 2014-17 (41 rush, 71 pass)
97	Brady White, Memphis, 2018-20 (7 rush, 90 pass)
92	McKenzie Milton, UCF, 2016-18 (20 rush, 72 pass)
91	Greg Ward Jr., Houston, 2013-16 (39 rush, 52 pass)
89	Dane Evans, Tulsa, 2014-16 (9 rush, 80 pass)
80	Riley Ferguson, Memphis, 2016-17 (10 rush, 70 pass)
85	Phillip Walker, Temple, 2013-16 (9 rush, 74 pass)
79	Desmond Ridder, Cincinnati, 2018-20 (22 rush, 57 pass)
78	D'Eriq King, Houston, 2016-19 (28 rush, 50 pass)
76	Paxton Lynch, Memphis, 2013-15 (17 rush, 59 pass)

# INDIVIDUAL RECORDS

## RUSHING

GAME	RUSHING ATTEMPTS
46	D'Angelo Brewer, Tulsa at Fresno State, 9/24/16
39	James Flanders, Tulsa vs. Cincinnati, 11/25/16
38	Sam Craft, Memphis at Cincinnati, 10/4/14
	D'Angelo Brewer, Tulsa vs. SMU, 10/7/16
	D'Angelo Brewer, Tulsa vs. Louisiana, 9/9/17
	D'Angelo Brewer, Tulsa at Toledo, 9/16/17
	Malcolm Perry, Navy vs. SMU, 11/23/19
37	Zach Abey, Navy at Memphis 10/14/17
36	Zach Abey, Navy at Tulsa, 9/30/17
	Malcolm Perry, Navy vs. Memphis, 9/8/18
	Kevin Mensah, UConn vs. Wagner, 8/29/19
	Shamari Brooks, Tulsa vs. Memphis, 10/26/19

## SEASON

295	Malcolm Perry, Navy, 2019 (2,017 yards)
293	Zach Abey, Navy, 2017 (1,413 yards)
288	D'Angelo Brewer, Tulsa, 2017 (1,517 yards)
276	Jahad Thomas, Temple, 2015 (1,262 yards)
265	Keenan Reynolds, Navy, 2015 (1,373 yards)
264	Will Worth, Navy, 2016 (1,198 yards)
	D'Angelo Brewer, Tulsa, 2016 (1,435 yards)
261	Michael Warren II, Cincinnati, 2019 (1,265 yards)
258	James Flanders, Tulsa, 2016 (1,629 yards)
244	Michael Warren II, Cincinnati, 2018 (1,353 yards)
	Xavier Jones, SMU, 2019 (1,276 yards)

## CAREER

753	D'Angelo Brewer, Tulsa, 2014-17
662	Xavier Jones, SMU, 2015-19
614	Malcolm Perry, Navy, 2016-19
598	Quinton Flowers, South Florida, 2014-17
586	Marlon Mack, South Florida, 2014-16
577	Kevin Mensah, UConn, 2017-19
575	Shamari Brooks, Tulsa, 2017-19
573	Ryquell Armstead, Temple, 2015-18
563	Jahad Thomas, Temple, 2013-16
559	Michael Warren II, Cincinnati, 2017-19

## RUSHING YARDS

GAME	RUSHING YARDS
304	Malcolm Perry, Navy vs. Army, 12/14/19
302	Jordan Cronkrite, South Florida at Massachusetts, 10/6/18
282	Malcolm Perry, Navy vs. SMU, 11/11/17
275	Marlon Mack, South Florida vs. Western Carolina, 8/30/14
262	D'Angelo Brewer, Tulsa vs. Louisiana, 9/9/17
255	D'Angelo Brewer, Tulsa vs. Temple, 11/25/17
252	D'Angelo Brewer, Tulsa at Fresno State, 9/24/16
250	Malcolm Perry, Navy vs. Army, 12/9/17
249	James Flanders, Tulsa at Memphis, 10/29/16
235	Zach Abey, Navy at Florida Atlantic, 9/1/17

## SEASON

2,017	Malcolm Perry, Navy, 2019
1,909	Darrell Henderson, Memphis, 2018
1,629	James Flanders, Tulsa, 2016
1,530	Quinton Flowers, South Florida, 2016
1,517	D'Angelo Brewer, Tulsa, 2017
1,459	Kenneth Gainwell, Memphis, 2019
1,413	Zach Abey, Navy, 2017
1,435	D'Angelo Brewer, Tulsa, 2016
1,381	Marlon Mack, South Florida, 2015
1,373	Keenan Reynolds, Navy, 2015

## CAREER

4,359	Malcolm Perry, Navy, 2016-19
3,917	D'Angelo Brewer, Tulsa, 2014-17
3,672	Quinton Flowers, South Florida, 2014-17
3,609	Marlon Mack, South Florida, 2014-16
3,545	Darrell Henderson, Memphis, 2016-18
3,436	Xavier Jones, SMU, 2015-19
2,948	Dontrell Hilliard, Tulane, 2014-17
2,942	Michael Warren II, Cincinnati, 2017-19
2,884	Patrick Taylor, Memphis, 2016-19
2,812	Ryquell Armstead, Temple, 2015-18

## QUARTERBACK GAME

304	Malcolm Perry, Navy vs. Army, 12/14/19
282	Malcolm Perry, Navy vs. SMU, 11/11/17
250	Malcolm Perry, Navy vs. Army, 12/9/17
235	Zach Abey, Navy at Florida Atlantic, 9/1/17
223	Malcolm Perry, Navy vs. Lehigh, 9/15/18
218	Malcolm Perry, Navy at Tulsa, 10/12/19
214	Zach Abey, Navy vs. Air Force, 10/7/17
213	Malcolm Perry, Navy vs. Kansas State, 12/31/19
210	Quinton Flowers, South Florida at Memphis, 11/12/16
201	Quinton Flowers, South Florida vs. SMU, 10/24/15
	Will Worth, Navy vs. Memphis, 10/22/16

## QUARTERBACK SEASON \*

2,017	Malcolm Perry, Navy, 2019
1,530	Quinton Flowers, South Florida, 2016
1,413	Zach Abey, Navy, 2017
1,373	Keenan Reynolds, Navy, 2015
1,198	Will Worth, Navy, 2016
1,134	David Pindell, UConn, 2018
1,108	Greg Ward Jr., Houston, 2015
1,078	Quinton Flowers, South Florida, 2017
991	Quinton Flowers, South Florida, 2015
745	Justin McMillan, Tulane, 2019

\* Malcolm Perry of Navy rushed for 1,182 yards in 2017, but played at quarterback in four of Navy's 12 games

## FRESHMAN SEASON

1,459	Kenneth Gainwell, Memphis, 2019
1,041	Marlon Mack, South Florida, 2014
936	Re'Mahn Davis, Temple, 2019
787	Johnny Ford, South Florida, 2018
688	Sherman Badie, Tulane, 2014

## 100-YARD GAMES, SEASON

11	Malcolm Perry, Navy, 2019
9	Marlon Mack, South Florida, 2015
	Darrell Henderson, Memphis, 2018
8	Keenan Reynolds, Navy, 2014
	James Flanders, Tulsa, 2016
	Quinton Flowers, South Florida, 2016
	Will Worth, Navy, 2016
	D'Angelo Brewer, Tulsa, 2017
	Xavier Jones, SMU, 2019
7	Kenneth Farrow, Houston, 2014
	Marlon Mack, South Florida, 2016
	Zach Abey, Navy, 2017
	Darrell Henderson, Memphis, 2017
	Michael Warren II, Cincinnati, 2018
	Kenneth Gainwell, Memphis, 2019
	Michael Warren II, Cincinnati, 2019

## 100-YARD GAMES, CAREER

21	Malcolm Perry, Navy, 2016-19
20	Marlon Mack, South Florida, 2014-16
17	D'Angelo Brewer, Tulsa, 2014-17
16	Quinton Flowers, South Florida, 2014-17
	Darrell Henderson, Memphis, 2016-18
13	Xavier Jones, SMU, 2015-19
12	Michael Warren II, Cincinnati, 2017-19
	Shamari Brooks, Tulsa, 2017-19
11	Kenneth Farrow, Houston, 2013-15
	Patrick Taylor, Memphis, 2016-19
10	James Flanders, Tulsa, 2014-16
	Ryquell Armstead, Temple, 2015-18
	Malcolm Perry, Navy, 2016-18
	Zach Abey, Navy, 2015-18
	Kevin Mensah, UConn, 2017-19



# INDIVIDUAL RECORDS

## YARDS PER GAME

### SEASON

155.2	Malcolm Perry, Navy, 2019 (13 games, 2,017 yards)
146.8	Darrell Henderson, Memphis, 2018 (13 games, 1,909 yards)
137.9	D'Angelo Brewer, Tulsa, 2017 (11 games, 1,517 yards)
125.3	James Flanders, Tulsa, 2016 (13 games, 1,629 yards)
119.6	D'Angelo Brewer, Tulsa, 2016 (12 games, 1,435 yards)
117.8	Zach Abey, Navy, 2017 (12 games, 1,413 yards)
117.7	Quinton Flowers, South Florida, 2016 (13 games, 1,530 yards)
115.1	Marlon Mack, South Florida, 2015 (12 games, 1,381 yards)
112.8	Michael Warren II, Cincinnati, 2018 (12 games, 1,353 yards)
109.8	Ryquell Armstead, Temple, 2018 (10 games, 1,098 yards)

### CAREER (Minimum 20 games)

106.2	Malcolm Perry, Navy, 2016-19 (41 games, 4,359 yards)
100.2	Marlon Mack, South Florida, 2014-16 (36 games, 3,609 yards)
93.3	Darrell Henderson, Memphis, 2016-18 (38 games, 3,545 yards)
85.5	Shamari Brooks, Tulsa, 2017-19 (32 games, 2,735 yards)
85.4	Quinton Flowers, South Florida, 2014-17 (43 games, 3,672 yards)
85.2	D'Angelo Brewer, Tulsa, 2014-17 (46 games, 3,917 yards)
78.6	Jordan Cronkrite, South Florida, 2017-19 (23 games, 1,808 yards)
77.4	Michael Warren II, Cincinnati, 2017-19 (38 games, 2,942 yards)
75.4	Brandon Hayes, Memphis, 2013-14 (24 games, 1,809 yards)
75.1	Zack Langer, Tulsa, 2014-15 (21 games, 1,578 yards)

## YARDS PER RUSH

### GAME (Minimum 10 rushes)

17.6	Chris High, Navy vs. Fordham, 9/3/16 (10 att., 176 yards)
16.6	Darrell Henderson, Memphis vs. Georgia State, 9/14/18 (14 att., 233 yards)
16.3	Darrell Henderson, Memphis at Navy, 9/8/18 (13 att., 212 yards)
15.7	Marquis Warford, Memphis vs. Arkansas State, 9/21/13 (11 att., 173 yards)
14.9	Kenneth Gainwell, Memphis at Louisiana-Monroe, 10/5/19 (14 att., 209 yards)

### SEASON (Minimum 100 rushes)

8.92	Darrell Henderson, Memphis, 2018 (214 att., 1,909 yards)
8.89	Greg McCrae, UCF, 2018 (133 att., 1,182 yards)
8.87	Darrell Henderson, Memphis, 2017 (130 att., 1,154 yards)
8.6	Malcolm Perry, Navy, 2017 (138 att., 1,182 yards)
7.7	Quinton Flowers, South Florida, 2016 (198 att., 1,530 yards)

### CAREER (Minimum 300 rushes)

8.2	Darrell Henderson, Memphis, 2016-18 (431 att., 3,545 yards)
7.1	Malcolm Perry, Navy, 2016-19 (614 att., 4,359 yards)
6.5	Greg McCrae, UCF, 2017-20 (406 att., 2,620 yards)
6.2	Marlon Mack, South Florida, 2014-16 (586 att., 3,609 yards)
6.1	Quinton Flowers, South Florida, 2014-17 (598 att., 3,672 yards)

## TOUCHDOWNS RUSHING

### GAME

6	Ryquell Armstead, Temple at Houston, 11/10/18
5	Keenan Reynolds, Navy vs. East Carolina, 9/19/15
	James Flanders, Tulsa at Memphis, 10/29/16
	Zach Abey, Navy vs. Virginia, 12/28/17
	Kevin Mensah, UConn at Massachusetts, 10/26/19
	Jamale Carothers, Navy at Houston, 11/30/19
4	Marlon Mack, South Florida vs. Western Carolina, 8/30/14
	Kenneth Farrow, Houston vs. Tulsa, 11/22/14
	Chris Hairston, East Carolina vs. Towson, 9/5/15
	Greg Ward Jr., Houston vs. SMU, 10/8/15
	Keenan Reynolds, Navy vs. SMU, 11/14/15
	Will Worth, Navy at South Florida, 10/28/16
	Will Worth, Navy at East Carolina, 11/19/16
	Dontrell Hilliard, Tulane vs. Tulsa, 10/7/17
	Patrick Taylor, Memphis at Houston, 10/19/17
	Malcolm Perry, Navy vs. SMU, 11/11/17
	Zach Abey, Navy at Hawaii, 9/1/18
	Ryquell Armstead, Temple at Boston College, 9/29/18
	Darriell Mack Jr., UCF vs. Memphis, 12/1/18
	Malcolm Perry, Navy vs. East Carolina, 9/14/19

### GAME (QUARTERBACK)

5	Keenan Reynolds, Navy vs. East Carolina, 9/19/15
	Zach Abey, Navy vs. Virginia, 12/28/17
4	Greg Ward Jr., Houston vs. SMU, 10/8/15
	Keenan Reynolds, Navy vs. SMU, 11/14/15
	Will Worth, Navy at South Florida, 10/28/16
	Will Worth, Navy at East Carolina, 11/19/16
	Malcolm Perry, Navy vs. SMU, 11/11/17
	Zach Abey, Navy at Hawaii, 9/1/18
	Darriell Mack Jr., UCF vs. Memphis, 12/1/18
	Malcolm Perry, Navy vs. East Carolina, 9/14/19

### SEASON

25	Will Worth, Navy, 2016
24	Keenan Reynolds, Navy, 2015
23	Xavier Jones, SMU, 2019
22	Darrell Henderson, Memphis, 2018
21	Greg Ward Jr., Houston, 2015
	Malcolm Perry, Navy, 2019
19	Zach Abey, Navy, 2017
	Michael Warren II, Cincinnati, 2018
18	Zack Langer, Tulsa, 2015
	James Flanders, Tulsa, 2016
	Quinton Flowers, South Florida, 2016

### CAREER

45	Xavier Jones, SMU, 2015-19
41	Quinton Flowers, South Florida, 2014-17
40	Malcolm Perry, Navy, 2016-19
39	Greg Ward Jr., Houston, 2013-16
	Zach Abey, Navy, 2016-18
36	Darrell Henderson, Memphis, 2016-18
	Patrick Taylor, Memphis, 2016-19
34	Ryquell Armstead, Temple, 2015-18
	Michael Warren II, Cincinnati, 2017-19
32	Kenneth Farrow, Houston, 2013-15
	Marlon Mack, South Florida, 2014-16

## LONGEST RUSHING PLAY

td 96	Adrian Killins Jr., UCF vs. Memphis, 9/30/17
td 94	Jager Gardner, Temple at SMU, 11/6/15
td 92	Rodney Adams, South Florida at Memphis, 11/12/16
td 92	Malcolm Perry, Navy vs. SMU, 11/11/17
td 91	Malcolm Perry, Navy vs. Air Force, 10/7/17
	Desmond Ridder, Cincinnati at SMU, 10/24/20
td 90	Sherman Badie, Tulane at Tulsa, 8/28/14
td 90	Arkeel Newsome, UConn vs. East Carolina, 10/30/15
td 87	Adrian Killins, UCF at Michigan, 9/10/16
td 86	Sherman Badie, Tulane at Rutgers, 9/27/14

## ALL-PURPOSE YARDS

### GAME

386	Antonio Gibson, Memphis vs. SMU, 11/2/19
342	Jahad Thomas, Temple at Cincinnati, 9/12/15
318	Tony Pollard, Memphis vs. Wake Forest, 12/22/18
317	Trevon Brown, East Carolina at Memphis, 11/25/17
311	Robby Anderson, Temple at SMU, 10/26/13
307	Kenneth Gainwell, Memphis vs. Tulane, 10/18/19
304	Malcolm Perry, Navy vs. Army, 12/14/19
302	Jordan Cronkrite, South Florida at Massachusetts, 10/6/18
290	Calvin Austin, Memphis vs. Stephen F. Austin, 11/21/20
283	Demarcus Ayers, Houston at Tulane, 10/16/15
	Terrence Horne, South Florida vs. Georgia Tech, 9/8/18
	C.J. Johnson, East Carolina vs. Cincinnati, 11/2/19

### SEASON

2,328	Darrell Henderson, Memphis, 2018 (1,909 rush, 295 rec., 124 kr)
2,069	Kenneth Gainwell, Memphis, 2019 (1,459 rush, 610 rec.)
2,017	Malcolm Perry, Navy, 2019 (2,017 rush)
1,803	Malcolm Perry, Navy, 2017 (1,182 rush, 303 rec., 318 kr)
1,770	Zay Jones, East Carolina, 2016 (24 rush, 1,746 rec.)
1,749	Antonio Gibson, Memphis, 2019 (369 rush, 735 rec., 645 kr)
1,696	Rannell Hall, UCF, 2013 (121 rush, 886 rec., 689 kr)
1,686	Arkeel Newsome, UConn, 2015 (792 rush, 465 rec., 429 kr)
1,677	Jahad Thomas, Temple, 2015 (1,262 rush, 216 rec., 199 kr)
	Tony Pollard, Memphis, 2018 (552 rush, 458 rec., 667 kr)

### CAREER

5,320	Malcolm Perry, Navy, 2016-19
5,013	Arkeel Newsome, UConn, 2014-17
4,996	James Proche, SMU, 2016-19
4,859	Tony Pollard, Memphis, 2016-18
4,801	D'Angelo Brewer, Tulsa, 2014-17
4,790	Darrell Henderson, Memphis, 2016-18
4,733	Jahad Thomas, Temple, 2013-16
4,584	Isaiah Wright, Temple, 2016-19
4,425	Braeden West, SMU, 2015-18
4,214	Trevon Brown, East Carolina, 2014-15, 2017-18

# INDIVIDUAL RECORDS

## PASSING

GAME	ATTEMPTS
70	Garrett Gilbert, SMU vs. Rutgers, 10/5/13
68	Gardner Minshew, East Carolina at Houston, 11/4/17
67	Garrett Krstich, SMU at East Carolina, 10/4/14 Greg Ward Jr., Houston at Memphis, 11/25/16 Holton Ahlers, East Carolina at Tulane, 11/10/18
66	Shane Carden, East Carolina vs. Florida, 1/3/15
65	Reid Herring, East Carolina vs. North Carolina A&T, 9/2/18
64	Shane Carden, East Carolina vs. UConn, 10/23/14
63	Anthony Russo, Temple at Memphis, 10/24/20
62	Garrett Gilbert, SMU vs. Texas Tech, 8/30/13 Garrett Gilbert, SMU at Texas A&M, 9/21/13 Holton Ahlers, East Carolina vs. Memphis, 11/3/18

### SEASON

617	Shane Carden, East Carolina, 2014
504	Garrett Gilbert, SMU, 2013
490	Shane Buechele, SMU, 2019
485	Dane Evans, Tulsa, 2015
474	Riley Ferguson, Memphis, 2017
472	Ben Hicks, SMU, 2017
469	Greg Ward Jr., Houston, 2016
462	Dane Evans, Tulsa, 2014
446	John O'Korn, Houston, 2013
443	Paxton Lynch, Memphis, 2015 Riley Ferguson, Memphis, 2016

### CAREER

1,458	Phillip Walker, Temple, 2013-16
1,382	Dane Evans, Tulsa, 2014-16
1,266	Ben Hicks, SMU, 2016-18
1,232	Brady White, Memphis, 2018-20
1,205	Paxton Lynch, Memphis, 2013-15
1,106	Greg Ward Jr., Houston, 2013-16
1,020	McKenzie Milton, UCF, 2016-18
982	Quinton Flowers, South Florida, 2014-17
955	Hayden Moore, Cincinnati, 2015-18
917	Riley Ferguson, Memphis, 2016-17

## COMPLETIONS

GAME	
52	Gardner Minshew, East Carolina at Houston, 11/4/17
47	Greg Ward Jr., Houston at Memphis, 11/25/16
45	Garrett Gilbert, SMU vs. Rutgers, 10/5/13
44	Phillip Nelson, East Carolina at South Carolina, 9/17/16
42	Garrett Krstich, SMU at East Carolina, 10/4/14
41	Garrett Gilbert, SMU vs. Texas Tech, 8/30/13 Ben Hicks, SMU at Houston, 10/7/17 Anthony Russo, Temple at Memphis, 10/24/20
39	Paxton Lynch, Memphis vs. Mississippi, 10/17/15
38	Garrett Gilbert, SMU at Cincinnati, 11/9/13 Shane Carden, East Carolina vs. UConn, 10/23/14

### SEASON

392	Shane Carden, East Carolina, 2014
335	Garrett Gilbert, SMU, 2013
319	Greg Ward Jr., Houston, 2016
307	Shane Buechele, SMU, 2019
305	Dane Evans, Tulsa, 2015
303	Teddy Bridgewater, Louisville, 2013
299	Riley Ferguson, Memphis, 2017
296	Paxton Lynch, Memphis, 2015
280	Riley Ferguson, Memphis, 2016
276	Ben Hicks, SMU, 2017

### CAREER

830	Phillip Walker, Temple, 2013-16
820	Dane Evans, Tulsa, 2014-16
769	Brady White, Memphis, 2018-20
758	Paxton Lynch, Memphis, 2013-15
747	Greg Ward Jr., Houston, 2013-16
718	Ben Hicks, SMU, 2016-18
630	McKenzie Milton, UCF, 2016-18
579	Riley Ferguson, Memphis, 2016-17
566	Quinton Flowers, South Florida, 2014-17
559	Desmond Ridder, Cincinnati, 2018-20
556	Holton Ahlers, East Carolina, 2018-20

## COMPLETION PERCENTAGE

### GAME (Minimum 10 comp.)

100.0	Gunner Kiel, Cincinnati vs. UCF, 10/31/15 (15 of 15)
93.9	Kyle Allen, Houston vs. Rice, 9/16/17 (31 of 33)
93.3	Munchie Legaux, Cincinnati vs. South Florida, 10/24/14 (14 of 15)
92.3	McKenzie Milton, UCF vs. Austin Peay, 10/28/17 (24 of 26)
88.9	Greg Ward Jr., Houston vs. SMU, 10/8/15 (16 of 18) Brady White, Memphis vs. UConn, 10/6/18 (16 of 18)
88.5	Bryant Shirreffs, UConn at Navy, 9/10/16 (23 of 26)
88.0	Paxton Lynch, Memphis at Kansas, 9/12/15 (22 of 25)
87.9	Greg Ward Jr., Houston vs. Temple, 10/17/14 (29 of 33)
87.5	Philip Nelson, East Carolina vs. Western Carolina, 9/3/16 (28 of 32)

### SEASON (Minimum 100 comp.)

71.0	Teddy Bridgewater, Louisville, 2013 (303 of 427)
69.3	Blake Kemp, East Carolina, 2015 (260 of 375)
68.0	Greg Ward Jr., Houston, 2016 (319 of 469)
67.9	Phillip Nelson, East Carolina, 2016 (237 of 349)
67.8	Blake Bortles, UCF, 2013 (259 of 382)
67.2	Greg Ward Jr., Houston, 2015 (232 of 345)
67.1	McKenzie Milton, UCF, 2017 (265 of 395)
67.0	Greg Ward Jr., Houston, 2014 (175 of 261)
66.8	Paxton Lynch, Memphis, 2015 (206 of 316)
66.5	Garrett Gilbert, SMU, 2013 (335 of 504)

### CAREER (Minimum 300 comp.)

71.0	Teddy Bridgewater, Louisville, 2013 (303 of 427)
67.5	Greg Ward Jr., Houston, 2013-16 (747 of 1,106)
66.5	Garrett Gilbert, SMU, 2013 (335 of 504)
63.5	Shane Carden, East Carolina, 2014 (392 of 617)
63.4	Brady White, Memphis, 2018-19 (515 of 812)
63.1	Riley Ferguson, Memphis, 2016-17 (579 of 917)
62.9	Paxton Lynch, Memphis, 2013-15 (758 of 1,205)
62.8	McKenzie Milton, UCF, 2016-17 (459 of 731)
62.7	Shane Buechele, SMU, 2019 (307 of 490)
61.8	O'Erqi King, Houston, 2016-19 (368 of 595)

## PASSING YARDS

### GAME

601	Dillon Gabriel, UCF at Memphis, 10/17/20
557	Hayden Moore, Cincinnati at Memphis, 9/24/15
538	Garrett Gilbert, SMU vs. Temple, 10/26/13
535	Holton Ahlers, East Carolina vs. Cincinnati, 10/2/19
523	Gunner Kiel, Cincinnati at Houston, 11/7/15
503	Quinton Flowers, South Florida at UCF, 11/24/17
498	Holton Ahlers, East Carolina at SMU, 11/9/19
494	McKenzie Milton, UCF vs. Memphis, 12/2/17
487	Greg Ward Jr., Houston at Memphis, 11/25/16
486	Brady White, Memphis vs. UCF, 10/17/20

### SEASON

4,736	Shane Carden, East Carolina, 2014
4,332	Dane Evans, Tulsa, 2015
4,257	Riley Ferguson, Memphis, 2017
4,037	McKenzie Milton, UCF, 2017
4,014	Brady White, 2019
3,970	Teddy Bridgewater, Louisville, 2013
3,929	Shane Buechele, SMU, 2019
3,778	Paxton Lynch, Memphis, 2015
3,698	Riley Ferguson, Memphis, 2016
3,581	Blake Bortles, UCF, 2013

### CAREER

10,782	Dane Evans, Tulsa, 2014-16
10,690	Brady White, Memphis, 2018-20
10,668	Phillip Walker, Temple, 2013-16
9,081	Ben Hicks, SMU, 2016-18
8,865	Paxton Lynch, Memphis, 2013-15
8,705	Greg Ward Jr., Houston, 2013-16
8,863	McKenzie Milton, UCF, 2016-18
8,130	Quinton Flowers, South Florida, 2014-17
7,955	Riley Ferguson, Memphis, 2016-17
7,223	Dillon Gabriel, UCF, 2019-20
7,093	Holton Ahlers, East Carolina, 2018-20
6,905	Desmond Ridder, Cincinnati, 2018-20

# INDIVIDUAL RECORDS

## 600-YARD GAMES, SEASON

- 1 Dillon Gabriel, UCF, 2020

## 500-YARD GAMES, SEASON

- 1 Garrett Gilbert, SMU, 2013
- Hayden Moore, Cincinnati, 2015
- Gunner Kiel, Cincinnati, 2015
- Quinton Flowers, South Florida, 2017
- Holton Ahlers, East Carolina, 2019
- Dillon Gabriel, UCF, 2020

## 400-YARD GAMES, SEASON

- 6 Shane Carden, East Carolina, 2014
- 4 Dillon Gabriel, UCF, 2020
- 3 Garrett Gilbert, SMU, 2013
- Dane Evans, Tulsa, 2015
- Riley Ferguson, Memphis, 2017
- D'Eriq King, Houston, 2018
- Shane Buechele, SMU, 2019

## 300-YARD GAMES, SEASON

- 10 Shane Carden, East Carolina, 2014
- 8 Garrett Gilbert, SMU, 2013
- Paxton Lynch, Memphis, 2015
- 7 Riley Ferguson, Memphis, 2016
- McKenzie Milton, UCF, 2017
- Shane Buechele, SMU, 2020
- Dillon Gabriel, UCF, 2020
- 6 Dane Evans, Tulsa, 2015
- Riley Ferguson, Memphis, 2017
- Brady White, Memphis, 2019

## 300-YARD GAMES, CAREER

- 16 Dane Evans, Tulsa, 2014-16
- 12 Paxton Lynch, Memphis, 2013-15
- Riley Ferguson, Memphis, 2016-17
- McKenzie Milton, UCF, 2016-18
- Ben Hicks, SMU, 2016-18
- 10 Shane Carden, East Carolina, 2014
- Gunner Kiel, Cincinnati, 2014-16
- 8 Garrett Gilbert, SMU, 2013
- Greg Ward Jr., Houston, 2013-16
- Brady White, Memphis, 2018-19
- Holton Ahlers, East Carolina, 2018-19



Dane Evans, Tulsa

## TOUCHDOWN PASSES

### GAME

- 7 Paxton Lynch, Memphis vs. SMU, 11/28/15
- Riley Ferguson, Memphis at UConn, 10/6/17
- 6 Gunner Kiel, Cincinnati vs. Toledo, 9/12/14
- Riley Ferguson, Memphis vs. Bowling Green, 9/24/16
- Riley Ferguson, Memphis vs. UCLA, 9/16/17
- Shane Buechele, SMU vs. Temple, 10/19/19
- Holton Ahlers, East Carolina at SMU, 11/9/19
- Brady White, Memphis vs. UCF, 10/24/20

### SEASON

- 38 Riley Ferguson, Memphis, 2017
- 37 McKenzie Milton, UCF, 2017
- 36 D'Eriq King, Houston, 2018
- 34 Shane Buechele, SMU, 2019
- 33 Ben Hicks, SMU, 2017
- Brady White, Memphis, 2019
- 32 Riley Ferguson, Memphis, 2016
- Dane Evans, Tulsa, 2016
- Dillon Gabriel, UCF, 2020
- 31 Teddy Bridgewater, Louisville, 2013
- Gunner Kiel, Cincinnati, 2014
- Brady White, Memphis, 2020

### CAREER

- 90 Brady White, Memphis, 2018-20
- 80 Dane Evans, Tulsa, 2014-16
- 74 Phillip Walker, Temple, 2013-16
- 72 McKenzie Milton, UCF, 2016-18
- 71 Quinton Flowers, South Florida, 2014-17
- Ben Hicks, SMU, 2016-18
- 70 Riley Ferguson, Memphis, 2016-17
- 61 Dillon Gabriel, UCF, 2019-20
- 59 Paxton Lynch, Memphis, 2013-15
- 57 Shane Buechele, SMU, 2019-20
- Desmond Ridder, Cincinnati, 2019-20

### LONGEST PASSING PLAYS

- td 96 Clayton Tune to Marquez Stevenson, Houston vs. SMU, 10/24/19
- td 95 Gardner Minshew to Trevon Brown, East Carolina at West Virginia, 9/9/17
- td 95 Quinton Flowers to Marquez Valdes-Scantling, South Florida at UConn, 11/14/17
- td 95 Gardner Minshew to Trevon Brown, East Carolina vs. Cincinnati, 11/18/17
- td 94 Jack Zergiotis to Cameron Ross, UConn vs. East Carolina, 11/23/19
- td 93 Dillon Gabriel to Ryan O'Keefe, UCF at Memphis, 10/17/20
- td 92 William Brown to Tyler Page, SMU vs. Houston Baptist, 9/29/18
- Brady White to Tahj Washington, Memphis vs. Cincinnati, 10/31/20
- td 91 Blake Bortles to Breshad Perriman, UCF vs. Akron, 8/29/13
- 90 Tanner Lee, Tulane at Army, 11/14/15



Paxton Lynch, Memphis

# INDIVIDUAL RECORDS

## INTERCEPTIONS THROWN

### GAME

4	Garrett Gilbert, SMU at TCU, 9/28/13
	Gary Nova, Rutgers at Louisville, 10/10/13
	Mike White, South Florida vs. Memphis, 11/16/13
	John O'Korn, Houston vs. Texas-San Antonio, 8/29/14
	Justin Holman, UCF at UConn, 11/1/14
	Greg Ward Jr., Houston vs. Tulane, 11/8/14
	Phillip Walker, Temple at Pen State, 11/15/14
	Gunner Kiel, Cincinnati vs. Temple, 9/12/15
	Dane Evans, Tulsa at Ohio State, 9/10/16
	Greg Ward Jr., Houston vs. San Diego State, 12/17/16
	Frank Nutile, Temple vs. UCF, 11/18/17
	Clayton Tune, Houston vs. Navy, 11/30/19

### SEASON

17	Dane Evans, Tulsa, 2014
15	Phillip Walker, Temple, 2014
	Ben Hicks, SMU, 2016
14	Gary Nova, Rutgers, 2013
	Tanner Lee, Tulane, 2014
	Justin Holman, UCF, 2014
	Justin Holman, UCF, 2015
	Anthony Russo, Temple, 2018
13	Gunner Kiel, Cincinnati, 2014
	Phillip Walker, Temple, 2016
	Greg Ward Jr., Houston, 2016
	David Pindell, UConn, 2018

### CAREER

44	Phillip Walker, Temple, 2013-16
37	Dane Evans, Tulsa, 2014-16
34	Ben Hicks, SMU, 2016-18
32	Anthony Russo, Temple, 2018-20
31	Justin Holman, UCF, 2013-16
30	Brady White, Memphis, 2018-20
28	Hayden Moore, Cincinnati, 2015-18
26	Gunner Kiel, Cincinnati, 2014-15
	Greg Ward Jr., Houston, 2013-16
23	Paxton Lynch, Memphis, 2013-15
	Quinton Flowers, South Florida, 2014-17

## LOWEST PERCENTAGE OF INTERCEPTIONS

### SEASON (Minimum 200 attempts)

0.90	Paxton Lynch, Memphis, 2015 (4 on 443)
0.93	Teddy Bridgewater, Louisville, 2013 (4 on 427)
0.97	Dillon Gabriel, UCF, 2020 (4 on 413)
1.14	Holton Ahlers, East Carolina, 2018 (3 on 263)
1.38	Garrett Gilbert, SMU, 2013 (7 on 504)
1.61	Desmond Ridder, Cincinnati, 2018 (5 on 311)
1.621	Shane Carden, East Carolina, 2014 (10 on 617)
1.622	Shane Buechele, SMU, 2020 (6 on 370)
1.64	Dane Evans, Tulsa, 2015 (8 on 485)
1.69	Quinton Flowers, South Florida, 2017 (6 on 355)

## FEWEST TOTAL INTERCEPTIONS

### SEASON (Minimum 200 attempts)

3	Holton Ahlers, East Carolina, 2018 (263 attempts)
4	Paxton Lynch, Memphis, 2015 (443 attempts)
	Teddy Bridgewater, Louisville, 2013 (427 attempts)
	Dillon Gabriel, UCF, 2020 (413 attempts)
5	Desmond Ridder, Cincinnati, 2018 (311 attempts)
	Bryant Shirreffs, UConn, 2017 (260 attempts)
	Jonathan Banks, Tulane, 2017 (219 attempts)
6	Shane Buechele, SMU, 2020 (370 attempts)
	Quinton Flowers, South Florida, 2017 (355 attempts)
	Greg Ward Jr., Houston, 2015 (345 attempts)
	D'Eriq King, Houston, 2018 (345 attempts)
	Bryant Shirreffs, UConn, 2016 (283 attempts)
	McKenzie Milton, UCF, 2018 (289 attempts)
	Desmond Ridder, Cincinnati, 2020 (281 attempts)

## RECEIVING

### RECEPTIONS

### GAME

22	Zay Jones, East Carolina at South Carolina, 9/17/16
19	Zay Jones, East Carolina vs. UConn, 10/29/16
	Tyler Snead East Carolina at SMU, 11/9/19
18	Jeremy Johnson, SMU vs. Rutgers, 10/5/13
	Zay Jones, East Carolina at South Florida, 10/8/16
17	Zay Jones, East Carolina vs. UCF, 10/1/16
	Linell Bonner, Houston at Memphis, 11/25/16
	Trey Quinn, SMU at Houston, 10/7/17
	Trey Quinn, SMU at Cincinnati, 10/21/17
16	Tyler Snead, East Carolina at UConn, 11/23/19
	Tyler Snead, East Carolina at Tulsa, 10/30/20

### SEASON

* 158	Zay Jones, East Carolina, 2016
121	Justin Hardy, East Carolina, 2014
114	Trey Quinn, SMU, 2017
111	James Proche, SMU, 2019
112	Jeremy Johnson, SMU, 2013
103	Darius Joseph, SMU, 2013
101	Keevan Lucas, Tulsa, 2014
100	Noel Thomas, UConn, 2016
98	Demarcus Ayers, Houston, 2015
	Zay Jones, East Carolina, 2015
	Linell Bonner, Houston, 2016

### CAREER

337	Zay Jones, East Carolina, 2014-16
301	James Proche, SMU, 2016-19
238	Anthony Miller, Memphis, 2015-17
233	Shaq Washington, Cincinnati, 2013-15
208	Keevan Lucas, Tulsa, 2014-16
203	Linell Bonner, Houston, 2015-17
195	Courtland Sutton, SMU, 2014-17
189	Josh Atkinson, Tulsa, 2014-16
	Trevon Brown, East Carolina, 2014-15, 2017-18
185	Damonte Coxie, Memphis, 2017-20

## RECEPTIONS PER GAME

### SEASON

13.2	Zay Jones, East Carolina, 2016 (12 games, 158 rec.)
9.33	Jeremy Johnson, SMU, 2013 (12 games, 112 rec.)
9.31	Justin Hardy, East Carolina, 2014 (13 games, 121 rec.)
8.9	Marlon Williams, UCF, 2020 (8 games, 71 rec.)
8.8	Trey Quinn, SMU, 2017 (13 games, 114 rec.)
8.6	Darius Joseph, SMU, 2013 (12 games, 103 rec.)
8.5	James Proche, SMU, 2019 (13 games, 111 rec.)
8.4	Keevan Lucas, Tulsa, 2014 (12 games, 101 rec.)
8.3	Noel Thomas, UConn, 2016 (12 games, 100 rec.)
8.2	Zay Jones, East Carolina, 2015 (12 games, 98 rec.)
	Linell Bonner, Houston, 2016 (12 games, 98 rec.)

# INDIVIDUAL RECORDS

## RECEIVING YARDS

### GAME

283	C.J. Johnson, East Carolina vs. Cincinnati, 11/2/19
270	Trevon Brown, East Carolina vs. Cincinnati, 11/18/17
268	Keyarris Garrett, Tulsa vs. Memphis, 10/23/15
252	Courtland Sutton, SMU vs. South Florida, 11/19/16
250	Anthony Miller, Memphis vs. Tulsa, 10/29/16
	Reggie Roberson Jr., SMU vs Temple, 10/19/19
243	Reggie Roberson Jr., SMU vs. Memphis, 10/3/20
240	Tyler Sneed, East Carolina at SMU, 11/9/19
239	Robby Anderson, Temple at SMU, 10/26/13
235	Linell Bonner, Houston at Memphis, 11/25/16

### SEASON

1,746	Zay Jones, East Carolina, 2016
1,588	Keyarris Garrett, Tulsa, 2015
1,494	Justin Hardy, East Carolina, 2014
1,462	Anthony Miller, Memphis, 2017
1,434	Anthony Miller, Memphis, 2016
1,276	Damonte Coxie, Memphis, 2019
1,246	Courtland Sutton, SMU, 2016
1,241	Gabriel Davis, UCF, 2019
1,236	Trey Quinn, SMU, 2017
1,225	James Proche, SMU, 2019

### CAREER

3,949	James Proche, SMU, 2016-19
3,675	Zay Jones, East Carolina, 2014-16
3,590	Anthony Miller, Memphis, 2015-17
3,220	Courtland Sutton, SMU, 2015-17
2,952	Trevon Brown, East Carolina, 2014-15, 2017-18
2,948	Damonte Coxie, Memphis, 2017-20
2,808	Keevan Lucas, Tulsa, 2014-16
2,773	Damonte Coxie, Memphis, 2017-19
2,748	Tre'Quan Smith, UCF, 2015-17
2,572	Darnell Mooney, Tulane, 2016-19

### 100-YARD GAMES, SEASON

8	Justin Hardy, East Carolina, 2014
	Zay Jones, 2016
	Anthony Miller, 2016
7	Keyarris Garrett, Tulsa, 2015
	Noel Thomas, UConn, 2016
6	Jeremy Johnson, SMU, 2013
	Josh Atkinson, Tulsa, 2015
	Josh Atkinson, Tulsa, 2016
	Anthony Miller, Memphis, 2017
	Trey Quinn, SMU, 2017
	Courtland Sutton, SMU, 2017
	Damonte Coxie, Memphis, 2019

### 100-YARD GAMES, CAREER

18	Zay Jones, East Carolina, 2014-16
17	Anthony Miller, Memphis, 2015-17
14	Courtland Sutton, SMU, 2014-17
13	James Proche, SMU, 2016-19
12	Josh Atkinson, Tulsa, 2014-16
11	Keevan Lucas, Tulsa, 2014-16
	Tre'Quan Smith, UCF, 2015-17
	Damonte Coxie, Memphis, 2017-19
10	Trevon Brown, East Carolina, 2014-15, 2017-18
8	Justin Hardy, East Carolina, 2014
	Deontay Greenberry, Houston, 2013-14
	Keyarris Garrett, Tulsa, 2014-15
	Shaq Washington, Cincinnati, 2013-15
	Noel Thomas, UConn, 2013-16
	Linell Bonner, Houston, 2015-17
	Gabriel Davis, UCF, 2017-19
	Marquez Stevenson, Houston, 2016, 2018-19

## RECEIVING YARDS PER GAME

### SEASON

145.5	Zay Jones, East Carolina, 2016 (12 games, 1,746 yards)
129.9	Marlon Williams, UCF, 2020 (8 games, 1,039 yards)
122.2	Keyarris Garrett, Tulsa, 2015 (13 games, 1,588 yards)
114.9	Justin Hardy, East Carolina, 2014 (13 games, 1,494 yards)
112.5	Anthony Miller, Memphis, 2017 (13 games, 1,462 yards)
110.3	Anthony Miller, Memphis, 2016 (13 games, 1,434 yards)
103.8	Courtland Sutton, SMU, 2016 (12 games, 1,246 yards)
103.4	Gabriel Davis, UCF, 2019 (12 games, 1,241 yards)
101.6	Keevan Lucas, Tulsa, 2014 (12 games, 1,219 yards)
100.2	Deontay Greenberry, Houston, 2013 (12 games, 1,202 yards)

### CAREER (minimum 20 games)

99.4	Keyarris Garrett, Tulsa, 2014-15 (23 games, 2,286 yards)
99.3	Zay Jones, East Carolina, 2014-16 (37 games, 3,675 yards)
96.8	Keevan Lucas, Tulsa, 2014-16 (29 games, 2,808 yards)
94.5	Anthony Miller, Memphis, 2015-17 (38 games, 3,590 yards)
82.6	Courtland Sutton, SMU, 2014-17 (39 games, 3,220 yards)
81.7	Deontay Greenberry, Houston, 2013-14 (25 games, 2,043 yards)
79.0	James Proche, SMU, 2016-19 (50 games, 3,949 yards)
74.2	Breshad Perriman, UCF, 2013-14 (25 games, 1,855 yards)
73.0	Geremy Davis, UConn, 2013-14 (22 games, 1,606 yards)
72.6	Marquez Stevenson, Houston, 2016, 2018-19 (27 games, 1,961 yards)
72.3	Tre'Quan Smith, UCF, 2015-17 (38 games, 2,748 yards)

## YARDS PER RECEPTION

### GAME (Minimum 5 catches)

42.2	Marquez Stevenson, Houston vs. SMU, 10/24/19 (5 for 211)
37.3	Cam Worthy, East Carolina at Virginia Tech, 9/13/14 (6 for 224)
34.2	Branden Mack, Temple vs. UConn, 11/30/19 (5 for 171)
33.0	Tre'Quan Smith, UCF at Cincinnati, 10/7/17 (5 for 165)
32.6	Keyarris Garrett, Tulsa vs. Florida Atlantic, 9/5/15 (5 for 163)

### SEASON (Minimum 50 catches)

20.9	Breshad Perriman, UCF, 2014 (50 for 1,044)
19.8	Tre'Quan Smith, UCF, 2017 (79 for 1,171)
18.5	Cam Worthy, East Carolina, 2014 (55 for 1,016)
17.82	Trevon Brown, East Carolina, 2017 (60 for 1,069)
17.80	Jaylon Robinson, UCF, 2020 (55 for 979)

### CAREER (Minimum 75 catches)

20.8	Breshad Perriman, UCF, 2013-14 (89 for 1,855)
19.7	Mekale McKay, Cincinnati, 2013-15 (87 for 1,717)
19.0	Chris Moore, Cincinnati, 2013-15 (115 for 2,188)
17.3	Marquez Valdes-Scantling, South Florida, 2016-17 (75 for 1,294)
17.1	Reggie Roberson Jr., SMU, 2017-20 (123 for 2,109)

## TOUCHDOWN RECEPTIONS

### GAME

4	Courtland Sutton, SMU vs. North Texas, 9/9/17
	Anthony Miller, Memphis at UConn, 10/6/17
3	35 Times
	Most Recent: Jacob Harris, UCF at South Florida, 11/27/20

### SEASON

18	Anthony Miller, Memphis, 2017
15	Keevan Lucas, Tulsa, 2016
	James Proche, SMU, 2019
14	Anthony Miller, Memphis, 2016
13	Trey Quinn, SMU, 2017
	Tre'Quan Smith, UCF, 2017
12	DeVante Parker, Louisville, 2013
	Courtland Sutton, SMU, 2017
	James Proche, SMU, 2018
	Gabriel Davis, UCF, 2019

### CAREER

39	James Proche, SMU, 2016-19
37	Anthony Miller, Memphis, 2015-17
31	Keevan Lucas, Tulsa, 2014-16
	Courtland Sutton, SMU, 2014-17
24	Chris Moore, Cincinnati, 2013-15
	Trevon Brown, East Carolina, 2014-15, 2017-18
23	Gabriel Davis, UCF, 2017-19
22	Tre'Quan Smith, UCF, 2015-17
	Marquez Stevenson, Houston, 2016, 2018-20
21	Khalil Lewis, Cincinnati, 2015-18

# INDIVIDUAL RECORDS

## SCORING

GAME	POINTS
36	Ryquell Armstead, Temple at Houston, 11/10/18
30	Keenan Reynolds, Navy vs. East Carolina, 9/19/15 James Flanders, Tulsa at Memphis, 10/29/16 Zach Abey, Navy vs. Virginia, 12/28/17 Kevin Mensah, UConn at Massachusetts, 10/26/19 Jamale Carothers, Navy at Houston, 11/30/19

### SEASON

150	Will Worth, Navy, 2016 (25 TD) Darrell Henderson, Memphis, 2018 (25 TD) Xavier Jones, SMU, 2019 (25 TD)
144	Keenan Reynolds, Navy, 2015 (24 TD)
134	Riley Patterson, Memphis, 2019 (23 FG, 65 PAT)
132	Jake Elliott, Memphis, 2015 (23 FG, 63 PAT)
130	Redford Jones, Tulsa, 2016 (21 FG, 67 PAT)
126	Greg Ward Jr., Houston, 2015 (21 TD) Malcolm Perry, Navy, 2019 (21 TD)
121	Jake Elliott, Memphis, 2016 (21 FG, 58 PAT) Riley Patterson, Memphis, 2018 (15 FG, 76 PAT)

### CAREER

445	Jake Elliott, Memphis, 2013-16
432	Riley Patterson, Memphis, 2017-20
375	Matthew Wright, UCF, 2015-18
352	Jake Verity, East Carolina, 2016-20
319	Redford Jones, Tulsa, 2014-17
295	Merek Glover, Tulane, 2017-20
288	Xavier Jones, SMU, 2015-19
286	Emilio Nadelman, South Florida, 2014-17
270	Darrell Henderson, Memphis, 2016-18
258	Malcolm Perry, Navy, 2016-19

## TOUCHDOWNS

GAME	TOUCHDOWNS
6	Ryquell Armstead, Temple at Houston, 11/10/18
5	Keenan Reynolds, Navy vs. East Carolina, 9/19/15 James Flanders, Tulsa at Memphis, 10/29/16 Zach Abey, Navy vs. Virginia, 12/28/17 Kevin Mensah, UConn at Massachusetts, 10/26/19 Jamale Carothers, Navy at Houston, 11/30/19

### SEASON

25	Will Worth, Navy, 2016 (25 rush) Darrell Henderson, Memphis, 2018 (22 rush, 3 rec.) Xavier Jones, SMU, 2019 (23 rush, 2 rec.)
24	Keenan Reynolds, Navy, 2015 (24 rush)
21	Greg Ward Jr., Houston, 2015 (21 rush) Malcolm Perry, Navy, 2019 (21 rush)
20	Zach Abey, Navy, 2017 (19 rush, 1 rec.) Michael Warren, Cincinnati, 2018 (19 rush, 1 rec.)
19	Jahad Thomas, Temple, 2015 (17 rush, 1 rec., 1 kr) Jahad Thomas, Temple, 2016 (13 rush, 6 rec.)

### CAREER

48	Xavier Jones, SMU, 2015-19
45	Darrell Henderson, Memphis, 2016-18
43	Malcolm Perry, Navy, 2016-19
41	Greg Ward Jr., Houston, 2013-16 Quinton Flowers, South Florida, 2014-17 Zach Abey, Navy, 2016-18
40	Anthony Miller, Memphis, 2015-17
39	Jahad Thomas, Temple, 2013-16 Patrick Taylor, Memphis, 2016-19
34	Kenneth Farrow, Houston, 2013-15 Dontrell Hilliard, Tulane, 2014-17 Ryquell Armstead, Temple, 2015-18

## FIELD GOAL ATTEMPTS

GAME	FIELD GOAL ATTEMPTS
6	Richie Leone, Houston at Temple, 9/7/13 Shawn Moffitt, UCF at East Carolina, 12/4/14 Riley Patterson, Memphis vs. Penn State, 12/28/19
5	12 Times Most Recent: Chris Naggar, SMU at Tulane, 10/16/20

### SEASON

32	Jake Elliott, Memphis, 2014
29	Jake Verity, East Carolina, 2019
28	Austin Jones, Temple, 2015 Jake Elliott, Memphis, 2015
27	Andrew Gantz, Cincinnati, 2015
26	Jake Elliott, Memphis, 2016 Redford Jones, Tulsa, 2016
25	Redford Jones, Tulsa, 2015 Emilio Nadelman, South Florida, 2017 Jake Verity, East Carolina, 2017 Riley Patterson, Memphis, 2019

### CAREER

104	Jake Elliott, Memphis, 2013-16
98	Jake Verity, East Carolina, 2016-20
83	Riley Patterson, Memphis, 2017-20
71	Matthew Wright, UCF, 2015-18
67	Austin Jones, Temple, 2014-17 Redford Jones, Tulsa, 2014-17
55	Emilio Nadelman, South Florida, 2014-17
50	Bobby Puyol, UConn, 2014-16 Andrew Gantz, Cincinnati, 2014-17
46	Shawn Moffitt, UCF, 2013-14

## FIELD GOALS MADE

GAME	FIELD GOALS MADE
6	Riley Patterson, Memphis vs. Penn State, 12/28/19
5	Richie Leone, Houston at Temple, 9/7/13 Jake Elliott, Memphis at Houston, 10/12/13 Emilio Nadelman, South Florida vs. Temple, 9/21/17
4	20 Times Most Recent: Zack Long, Tulsa at Navy, 12/5/20

### SEASON

24	Jake Verity, East Carolina, 2019 (29 attempts)
23	Austin Jones, Temple, 2015 (28 attempts) Jake Elliott, Memphis, 2015 (28 attempts) Riley Patterson, Memphis, 2019 (25 attempts)
21	Shawn Moffitt, UCF, 2013 (23 attempts) Jake Elliott, Memphis, 2014 (32 attempts) Andrew Gantz, Memphis, 2015 (27 attempts) Redford Jones, Tulsa, 2016 (26 attempts) Jake Elliott, Memphis, 2016 (26 attempts) Emilio Nadelman, South Florida, 2017 (25 attempts)

### CAREER

81	Jake Elliott, Memphis, 2013-16
74	Jake Verity, East Carolina, 2016-20
64	Riley Patterson, Memphis, 2017-20
55	Matthew Wright, UCF, 2015-18
50	Austin Jones, Temple, 2014-17 Redford Jones, Tulsa, 2014-17
43	Emilio Nadelman, South Florida, 2014-17
40	Merek Glover, Tulane, 2017-20
39	Andrew Gantz, Cincinnati, 2014-16
38	Shawn Moffitt, UCF, 2013-14 Bobby Puyol, UConn, 2014-16

# INDIVIDUAL RECORDS

## LONGEST FIELD GOAL

56	Jake Elliott, Memphis at South Florida, 11/16/13 Riley Patterson, Memphis at SMU, 10/3/20
54	Jake Elliott, Memphis vs. Brigham Young, 12/22/14
53	Jake Elliott, Memphis vs. Tulsa, 10/31/14 Jake Elliott, Memphis vs. Auburn, 12/30/15 Michael Tarbutt, UConn at Cincinnati, 11/25/17 Dalton Witherspoon, Houston at Navy, 10/24/20 Riley Patterson, Memphis vs. Florida Atlantic, 12/23/20
52	Marvin Kloss, South Florida vs. Cincinnati, 10/5/13 Jake Elliott, Memphis vs. SMU, 10/19/13 Jake Elliott, Memphis at Bowling Green, 9/19/15 Chad Hedlund, SMU vs. James Madison, 9/26/15 Bobby Puyol, UConn vs. Marshall, 12/26/15 Aaron Boumerhi, Temple vs. Massachusetts, 9/15/17 Jake Verity, East Carolina at Houston, 11/4/17 Riley Patterson, Memphis at Missouri, 10/20/18 Jake Verity, East Carolina vs. Memphis, 11/3/18 Riley Patterson, Memphis vs. Cincinnati, 12/7/19

## FIELD GOAL PERCENTAGE

<b>SEASON (Minimum 10 made)</b>	
92.0	Riley Patterson, Memphis, 2019 (23 of 25)
91.3	Shawn Moffitt, UCF, 2013 (21 of 23)
90.5	Jake Verity, East Carolina, 2018 (19 of 21)
88.9	Jake Elliott, Memphis, 2013 (16 of 18) Bobby Puyol, UConn, 2015 (16 of 18)
88.2	Dylan Barnas, UCF, 2019 (15 of 17)
85.7	Chase Hover, SMU, 2013 (18 of 21) Austin Grebe, Navy, 2015 (12 of 14) Matthew Wright, UCF, 2018 (12 of 14)
84.6	Bennett Moehring, Navy, 2018 (11 of 13)

## PAT KICKS ATTEMPTED

<b>GAME</b>	
11	Jake Elliott, Memphis vs. Bowling Green, 9/24/16 Bennett Moehring, Navy at SMU, 11/26/16
10	Warren Harvey, East Carolina vs. North Carolina, 9/20/14 Matthew Wright, UCF vs. Austin Peay, 10/28/17 Riley Patterson, Memphis vs. East Carolina, 11/25/17

## SEASON

81	Matthew Wright, UCF, 2017 (80 made)
79	Riley Patterson, Memphis, 2018 (76 made)
74	Matthew Wright, UCF, 2018 (74 made)
72	Dalton Witherspoon, Houston, 2018 (72 made)
70	Dylan Barnas, UCF, 2019 (69 made)

## CAREER

246	Riley Patterson, Memphis, 2017-20
213	Matthew Wright, UCF, 2015-18
202	Jake Elliott, Memphis, 2013-16
180	Merek Glover, Tulane, 2017-20
172	Redford Jones, Tulsa, 2014-17

## PAT KICKS MADE

<b>GAME</b>	
11	Jake Elliott, Memphis vs. Bowling Green, 9/24/16
10	Warren Harvey, East Carolina vs. North Carolina, 9/20/14 Matthew Wright, UCF vs. Austin Peay, 10/28/17 Riley Patterson, Memphis vs. East Carolina, 11/25/17
9	12 Times Most Recent: Merrick Glover, Tulane at Southern Miss, 9/26/20

## SEASON

80	Matthew Wright, UCF, 2017 (81 attempts)
76	Riley Patterson, Memphis, 2018 (79 attempts)
74	Matthew Wright, UCF, 2018 (74 attempts)
72	Dalton Witherspoon, Houston, 2018 (72 attempts)
69	Dylan Barnas, UCF, 2019 (70 attempts)

## CAREER

240	Riley Patterson, Memphis, 2017-20
210	Matthew Wright, UCF, 2015-18
202	Jake Elliott, Memphis, 2013-16
175	Merek Glover, Tulane, 2017-20
169	Redford Jones, Tulsa, 2014-17

## PAT KICKS PERCENTAGE

### GAME (Minimum 10 Attempts)

100.0	Jake Elliott, Memphis vs. Bowling Green, 9/24/16 (11 of 11) Warren Harvey, East Carolina vs. North Carolina, 9/20/14 (10 of 10) Matthew Wright, UCF vs. Austin Peay, 10/28/17 (10 of 10) Riley Patterson, Memphis vs. East Carolina, 11/25/17 (10 of 10)
-------	---

### SEASON (Minimum 40 Made)

100.0	Matthew Wright, UCF, 2018 (74 of 74) Dalton Witherspoon, Houston, 2018 (72 of 72) Redford Jones, Tulsa, 2016 (67 of 67) Jake Elliott, Memphis, 2015 (63 of 63) Jake Elliott, Memphis, 2016 (58 of 58) Jake Elliott, Memphis, 2014 (57 of 57) Ty Cummings, Houston, 2015 (51 of 51) Merek Glover, Tulane, 2019 (51 of 51) Sam Crosa, Cincinnati, 2019 (51 of 51) Shawn Moffitt, UCF, 2013 (49 of 49) Chad Hedlund, SMU, 2015 (43 of 43) Caden Novikoff, Houston, 2017 (43 of 43) Dalton Witherspoon, Houston, 2019 (40 of 40)
-------	--

### CAREER (Minimum 60 Made)

100.0	Jake Elliott, Memphis, 2013-16 (202 of 202) Dalton Witherspoon, Houston, 2018-20 (132 of 132) Shawn Moffitt, UCF, 2013-14 (79 of 79)
99.0	Austin Jones, Temple, 2014-16 (97 of 98)
98.6	Matthew Wright, UCF, 2015-18 (210 of 213)
98.6	Dylan Barnas, UCF, 2017, 2019 (69 of 70)

## CONSECUTIVE PATs MADE

202	Jake Elliott, Memphis, 9/7/13-12/20/16
154	Matthew Wright, UCF, 8/31/17-1/1/19
132	Dalton Witherspoon, Houston, 9/1/18-12/24/20

## TOTAL POINTS SCORED BY KICKING

### GAME

21	Riley Patterson, Memphis vs. Penn State, 12/28/19 (6 field goals, 3 PAT)
19	Emilio Nadelman, South Florida vs. Temple, 9/21/17 (5 field goals, 4 PAT)
18	Riley Patterson, Memphis vs. SMU, 11/2/19 (4 field goals, 6 PAT)
17	Kyle Bullard, Houston vs. Grambling State, 9/6/14 (4 field goals, 5 PAT)
16	Richie Leone, Houston at Temple, 9/7/13 (5 field goals, 1 PAT) Jake Elliott, Memphis vs. Tulsa, 10/31/14 (4 field goals, 4 PAT) Redford Jones, Tulsa at New Mexico, 9/12/15 (4 field goals, 4 PAT) Andrew Gantz, Cincinnati at Memphis, 9/24/15 (4 field goals, 4 PAT) Redford Jones, Tulsa vs. North Carolina A&T, 9/17/16 (3 field goals, 7 PAT) Josh Williams, SMU at Tulsa, 10/7/16 (4 field goals, 4 PAT) Coby Weiss, South Florida at Massachusetts, 10/6/18 (3 field goals, 7 PAT)

### SEASON

134	Riley Patterson, Memphis, 2019 (23 field goals, 65 PAT)
132	Jake Elliott, Memphis, 2015 (23 field goals, 63 PAT)
130	Redford Jones, Tulsa, 2016 (21 field goals, 67 PAT)
121	Jake Elliott, Memphis, 2016 (21 field goals, 58 PAT) Riley Patterson, Memphis, 2018 (15 field goals, 76 PAT)
120	Jake Elliott, Memphis, 2014 (21 field goals, 57 PAT)
115	Emilio Nadelman, South Florida, 2017 (21 field goals, 52 PAT)
114	Dylan Barnas, UCF, 2019 (15 field goals, 69 PAT)
113	Austin Jones, Temple, 2015 (23 field goals, 44 PAT)
112	John Wallace, Louisville, 2013 (20 field goal, 52 PAT) Shawn Moffitt, UCF, 2013 (21 field goals, 49 PAT) Andrew Gantz, Cincinnati, 2015 (21 field goals, 49 PAT)

### CAREER

445	Jake Elliott, Memphis, 2013-16
432	Riley Patterson, Memphis, 2017-20
375	Matthew Wright, UCF, 2015-17
352	Jake Verity, East Carolina, 2016-20
319	Redford Jones, Tulsa, 2014-17
295	Merek Glover, Tulane, 2017-20
286	Emilio Nadelman, South Florida, 2014-17
252	Austin Jones, Temple, 2014-17
226	Andrew Gantz, Cincinnati, 2014-17
222	Bennett Moehring, Navy, 2016-18

# INDIVIDUAL RECORDS

## PUNTING

### MOST PUNTS

GAME	
12	Justin Wain, UConn at Houston, 9/29/16 Jake Verity, East Carolina at Tulane, 11/10/18
11	Justin Wain, UConn at Tulane, 11/7/15 Zachary Block, Tulane vs. UConn, 11/7/15 Alex Barta, Navy vs. Army, 12/12/15 Dane Roy, Houston vs. Tulane, 11/12/16 Jonathan Hernandez, South Florida at San Jose State, 8/26/17 Jamie Sackville, SMU vs. TCU, 9/7/18 Jonn Young, East Carolina at Temple, 10/6/18 Jonn Young, East Carolina at North Carolina State, 12/1/18 Adam Barry, Temple vs. East Carolina, 12/21/20

### SEASON

75	Justin Wain, UConn, 2015
74	Jackson Koonce, SMU, 2014 Justin Wain, UConn, 2014 Caleb Houston, UCF, 2016 Trent Schneider, South Florida, 2018
73	Richie Leone, Houston, 2013 Mattias Ciabatti, South Florida, 2013 Justin Wain, UConn, 2016
72	James Smith, Cincinnati, 2019
71	Cole Wagner, UConn, 2013 Peter Picerelli, Tulane, 2014 Jaime Sackville, SMU, 2016 Jonn Young, East Carolina, 2018 Trent Schneider, South Florida, 2019

### CAREER

243	Alex Starzyk, Temple, 2014-17
235	James Smith, Cincinnati, 2017-20
234	Caleb Houston, UCF, 2013-16
231	Dane Roy, Houston, 2016-19
222	Justin Wain, UConn, 2014-16
203	Dalton Parks, Tulsa, 2014-16
195	Mattias Ciabatti, South Florida, 2013-15 Zachary Block, Tulane, 2015-18
177	Trent Schneider, South Florida, 2018-20
175	Thomas Bennett, Tulsa, 2017-19

### YARDS PUNTED

GAME	
493	Justin Wain, UConn at Houston, 9/29/16
492	Adam Barry, Temple vs. East Carolina, 12/21/20
486	Dane Roy, Houston vs. Tulane, 11/12/16
482	Jonn Young, East Carolina at Temple, 10/6/18
469	Alex Barta, Navy vs. Army, 12/12/15

### SEASON

3,266	Trent Schnieder, South Florida, 2019
3,176	Trent Schneider, South Florida, 2018
3,153	Richie Leone, Houston, 2013
3,117	Caleb Houston, UCF, 2016
3,053	James Smith, Cincinnati, 2019
3,017	Jackson Koonce, SMU, 2014 Justin Wain, UConn, 2016
2,943	Dalton Parks, Tulsa, 2014
2,937	Mattias Ciabatti, South Florida, 2013
2,888	Mattias Ciabatti, South Florida, 2014

### CAREER

10,245	James Smith, Cincinnati, 2017-20
9,874	Dane Roy, Houston, 2016-18
9,826	Caleb Houston, UCF, 2013-16
9,729	Alex Starzyk, Temple, 2014-17
8,751	Justin Wain, UConn, 2014-16
8,463	Dalton Parks, Tulsa, 2014-16
8,290	Mattias Ciabatti, South Florida, 2013-15
7,685	Zachary Block, Tulane, 2015-17
7,765	Trent Schneider, South Florida, 2018-20
7,676	Thomas Bennett, Tulsa, 2017-19

## PUNTING AVERAGE

### GAME (Minimum 3 punts)

54.5	Thomas Bennett, Tulsa at Houston, 10/4/18 (4 for 218) Lachlan Wilson, Tulsa vs. SMU, 11/14/20 (4 for 218)
54.0	Dane Roy, Houston vs. Cincinnati, 10/12/19 (4 for 216)
53.7	Spencer Smith, Memphis vs. Temple, 10/6/16 (3 for 161)
53.4	Andrew Osteen, UCF at Pitt, 9/21/19 (5 for 267)

### SEASON (Minimum 30 punts)

47.1	Spencer Smith, Memphis, 2015 (43 for 2,024)
46.9	Dane Roy, Houston, 2019 (54 for 2,531)
46.61	James Smith, Cincinnati, 2018 (59 for 2,750)
46.58	Thomas Bennett, Tulsa, 2018 (53 for 2,469)
46.3	Sam Geraci, Cincinnati, 2015 (44 for 2,036)
46.0	Trent Schneider, South Florida, 2019 (71 for 3,266)
45.23	Ryan Wright, Tulane, 2020 (52 for 2,352)
45.18	Spencer Smith, Memphis, 2016 (44 for 1,988)
45.16	Tom Hornsey, Memphis, 2013 (62 for 2,800)
44.4	Mattias Ciabatti, South Florida, 2014 (65 for 2,888)

### CAREER (Minimum 60 punts)

45.2	Tom Hornsey, Memphis, 2013 (62 for 2,800)
43.87	Trent Schneider, South Florida, 2018-20 (177 for 7,765)
43.86	Thomas Bennett, Tulsa, 2017-19 (175 for 7,676)
43.6	James Smith, Cincinnati, 2017-20 (235 for 10,245)
43.52	Ryan Wright, Tulane, 2018-20 (149 for 6,485)
43.46	Adam Williams, Memphis, 2018-20 (144 for 6,259)
43.4	Spencer Smith, Memphis, 2014-17 (168 for 7,287)
43.2	Richie Leone, Houston, 2013 (73 for 3,153)
43.0	Worth Gregory, East Carolina, 2014-16 (160 for 6,878)
42.9	Luke Magliozzi, UConn, 2018 (63 for 2,705)

## LONGEST PUNT

79	Tom Hornsey, Memphis vs. Duke, 9/7/13
77	Adam Williams, Memphis at Louisiana-Monroe, 10/5/19
76	Adam Williams, Memphis vs. Tulane, 10/18/19
75	Lachlan Wilson, Tulsa vs. SMU, 11/14/20
73	Worth Gregory, East Carolina vs. South Florida, 11/7/15 Adam Williams, Memphis at SMU, 11/15/18
72	Alex Barta, Navy vs. Colgate, 9/5/15 Spencer Smith, Memphis vs. Cincinnati, 9/24/15 Trent Schneider, South Florida vs. East Carolina, 9/22/18 James Smith, Cincinnati at Temple, 10/20/18 Trevor Denbow, SMU vs. Temple, 10/19/19



Tom Hornsey, Memphis



# INDIVIDUAL RECORDS

## RETURNS

### PUNT RETURNS

#### GAME

- 8 Demarcus Ayers, Houston at Tulane, 10/16/15  
Calvin Austin, Memphis vs. Stephen F. Austin, 11/21/20
- 7 Quay Johnson, East Carolina at SMU, 10/3/15  
Marcus Jones, Houston vs. Tulane, 10/8/20
- 6 Keiwone Malone, Memphis vs. Middle Tennessee, 9/20/14  
Otis Anderson, UCF vs. Florida A&M, 8/29/19  
Traveon Samuel, Memphis at South Florida, 11/23/19

#### SEASON

- 34 Keiwone Malone, Memphis, 2014
- 29 John Williams, Memphis, 2018
- 28 Demarcus Ayers, Houston, 2015  
Ryan Montgomery, Cincinnati, 2019
- 26 Chris Johnson, UCF, 2016

#### CAREER

- 59 Keiwone Malone, Memphis, 2013-14
- 58 John Williams, Memphis, 2016-19
- 50 James Proche, SMU, 2016-19
- 43 Isaiah Wright, Temple, 2016-19
- 42 Ryan Montgomery, Cincinnati, 2019-20

### PUNT RETURN YARDS

#### GAME

- 175 Demarcus Ayers, Houston at Tulane, 10/16/15
- 145 Marcus Jones, Houston vs. South Florida, 11/14/20
- 129 Isaiah Wright, Temple vs. East Carolina, 10/6/18
- 118 Mike Hughes, UCF vs. East Carolina, 10/14/17
- 117 Calvin Austin, Memphis vs. Stephen F. Austin, 11/21/20

#### SEASON

- 337 Marcus Jones, Houston, 2020
- 313 John Williams, Memphis, 2018
- 290 Demarcus Ayers, Houston, 2015
- 277 Otis Anderson, UCF, 2019
- 261 Keiwone Malone, Memphis, 2014

#### CAREER

- 528 John Williams, Memphis, 2016-19
- 478 Otis Anderson, UCF, 2017-20
- 444 Isaiah Wright, Temple, 2016-19
- 420 Keiwone Malone, Memphis, 2013-14
- 382 James Proche, SMU, 2016-19

### PUNT RETURN AVERAGE

#### GAME (Minimum 2 returns)

- 49.0 Khalif Herbin, Temple vs. Delaware State, 9/20/14 (2 for 98)
- 41.5 D'Ernest Johnson, South Florida at Syracuse, 9/17/16 (2 for 83)
- 39.3 Mike Hughes, UCF vs. East Carolina, 10/14/17 (3 for 118)

#### SEASON (Minimum 15 returns)

- 19.8 Marcus Jones, Houston, 2020 (17 for 337)
- 13.9 Jha'Quan Jackson, Tulane, 2020 (16 for 222)
- 13.2 Otis Anderson, UCF, 2019 (21 for 277)
- 13.1 Isaiah Wright, Temple, 2018 (19 for 249)
- 12.1 Sean Chandler, Temple, 2015 (17 for 206)

#### CAREER (Minimum 30 returns)

- 12.3 Otis Anderson, UCF, 2017-20 (39 for 478)
- 10.9 Tajee Fullwood, South Florida, 2014-17 (35 for 380)
- 10.8 J.J. Worton, UCF, 2013-14 (30 for 324)
- 10.3 Isaiah Wright, Temple, 2016-19 (43 for 444)
- 9.5 Amare Jones, Tulane, 2018-20 (30 for 285)

### PUNT RETURN TOUCHDOWNS

#### GAME

- 1 32 Times  
Most Recent: Calvin Austin, Memphis vs. Stephen F. Austin, 11/21/20

#### SEASON

- 2 Isaiah Wright, Temple, 2018

#### CAREER

- 3 Isaiah Wright, Temple, 2016-18
- 1 29 Times

### LONGEST PUNT RETURN

- 87 Otis Anderson, UCF at Pitt, 9/21/19
- 84 Khalif Herbin, Temple vs. Delaware State, 9/20/14
- 83 D'Ernest Johnson, South Florida at Syracuse, 9/17/16
- 79 Otis Anderson, UCF vs. Florida A&M, 8/29/19
- 77 Traveon Samuel, Memphis at South Florida, 11/23/19

### KICKOFF RETURNS

#### GAME

- 10 Deion Sanders, SMU at UCF, 11/22/14
- 9 Trevon Brown, East Carolina at Memphis, 11/25/17
- 8 Zay Jones, East Carolina at Cincinnati, 11/13/14  
Mike Jones, Temple at South Florida, 9/21/17
- 7 Deion Sanders, SMU at North Texas, 9/6/14  
Braeden West, SMU vs. Temple, 11/6/15  
Chris Love, East Carolina at Tulsa, 11/5/16  
Tony Pollard, Memphis vs. South Florida, 11/12/16  
Sherman Badie, Tulane at Memphis, 10/27/17  
Braeden West, SMU at Navy, 11/11/17  
Tony Pollard, Memphis at UCF, 12/1/18  
Art Thompkins, UConn vs. South Florida, 10/5/19  
Art Thompkins, UConn at Cincinnati, 11/9/19

#### SEASON

- 38 Tony Pollard, Memphis, 2016
- 37 Demarcus Ayers, Houston, 2013  
Deion Sanders, SMU, 2014
- 36 Arkeel Newsome, UConn, 2014

#### CAREER

- 87 Tony Pollard, Memphis, 2016-18
- 84 Isaiah Wright, Temple, 2016-19
- 77 Arkeel Newsome, UConn, 2014-17
- 71 Demarcus Ayers, Houston, 2013-15
- 70 Deion Sanders, SMU, 2013-15

### KICKOFF RETURN YARDS

#### GAME

- 264 Terrence Horne, South Florida vs. Georgia Tech, 9/8/18
- 209 Tony Pollard, Memphis vs. Wake Forest, 12/22/18
- 203 Deion Sanders, SMU at UCF, 11/22/14
- 187 Trevon Brown, East Carolina at Memphis, 11/25/17
- 182 Bentlee Sanders, South Florida at Houston, 10/27/18

#### SEASON

- 1,068 Tony Pollard, Memphis, 2016
- 1,021 Demarcus Ayers, Houston, 2013
- 949 CJ Sanders, SMU, 2019
- 881 Tony Pollard, Memphis, 2017
- 873 Isaiah Wright, Temple, 2018

#### CAREER

- 2,616 Tony Pollard, Memphis, 2016-18
- 2,029 Isaiah Wright, Temple, 2016-19
- 1,729 Amare Jones, Tulane, 2018-20
- 1,623 Arkeel Newsome, UConn, 2014-17
- 1,613 Demarcus Ayers, Houston, 2013-15

### KICKOFF RETURN AVERAGE

#### GAME (Minimum 2 returns)

- 72.0 Tony Pollard, Memphis vs. Louisiana-Monroe, 8/31/17 (2 for 144)
- 69.5 Rodney Adams, South Florida at Navy, 10/31/15 (2 for 139)
- 65.5 Quron Pratt, Rutgers vs. Eastern Michigan, 9/14/13 (2 for 131)

#### SEASON (Minimum 15 returns)

- 40.0 Tony Pollard, Memphis, 2017 (22 for 881)
- 31.8 Mike Hughes, UCF, 2017 (20 for 635)
- 29.3 Amare Jones, Tulane, 2020 (15 for 439)
- 29.1 Rodney Adams, South Florida, 2015 (16 for 466)
- 28.8 CJ Sanders, SMU, 2019 (33 for 949)

#### CAREER (Minimum 30 returns)

- 30.1 Tony Pollard, Memphis, 2016-18 (87 for 2,616)
- 28.0 CJ Sanders, SMU, 2019 (41 for 1,147)
- 26.0 Dishan Romine, Navy, 2015-16 (52 for 1,353)
- 25.52 Rodney Adams, South Florida, 2014-16 (44 for 1,123)
- 25.48 Brandon Wilson, Houston, 2013-16 (44 for 1,121)

# INDIVIDUAL RECORDS

## KICKOFF RETURN TOUCHDOWNS

GAME	
2	Terrence Horne, South Florida vs. Georgia Tech, 9/8/18
1	38 Times
	Most Recent: Tyler Snead, East Carolina at Temple, 11/21/20

## SEASON

4	Tony Pollard, Memphis, 2017
2	Brandon Wilson, Houston, 2015
	Tony Pollard, Memphis, 2016
	Mike Hughes, UCF, 2017
	Terrence Horne, South Florida, 2018
	CJ Sanders, SMU, 2019
	Marquez Stevenson, Houston, 2019

## CAREER

7	Tony Pollard, Memphis, 2016-18
3	Marquez Stevenson, Houston, 2016, 2018-20
2	Brandon Wilson, Houston, 2013-15
	Mike Hughes, UCF, 2017
	Terrence Horne, South Florida, 2018-20
	Isaiah Wright, Temple, 2016-18
	CJ Sanders, SMU, 2018-19

## LONGEST KICKOFF RETURNS

100	Janarion Grant, Rutgers at Fresno State, 8/2/13
	Brandon Wilson, Houston at Louisville, 9/12/15
	Jahad Thomas, Temple at Cincinnati, 9/12/15
	Adrian Killins, UCF at East Carolina, 10/1/16
	Tony Pollard, Memphis at Navy, 10/22/16
	Tony Pollard, Memphis vs. Southern Illinois, 9/23/17
	Tony Pollard, Memphis vs. East Carolina, 11/25/17
	Tyler Snead, East Carolina vs. South Florida, 10/26/19
	CJ Sanders, SMU at Navy, 11/23/19
99	Quron Pratt, Rutgers vs. Eastern Michigan, 9/14/13
	D'Eriq King, Houston at Texas State, 9/24/16
	Darrell Henderson, Memphis at SMU, 11/5/16
	Tony Pollard, Memphis vs. Louisiana-Monroe, 8/31/17
	Isaiah Wright, Temple at UConn, 11/24/18



Tony Pollard, Memphis

## DEFENSIVE RECORDS

### INTERCEPTIONS

GAME	
3	Bobby McCain, Memphis at South Florida, 11/16/13
	Andrew Adams, UConn vs. UCF, 11/1/14
	Mike Tyson, Cincinnati at Purdue, 9/10/16
2	53 Times
	Most Recent: Ja'Quan McMillian, East Carolina vs. SMU, 11/28/20

### SEASON

8	Jamar Summers, UConn, 2015
7	Jacoby Glenn, UCF, 2014
6	Bobby McCain, Memphis, 2013
	Adrian McDonald, Houston, 2013
	Parry Nickerson, Tulane, 2014
	Horace Richardson, SMU, 2016
	Parry Nickerson, Tulane, 2017
	Richie Grant, UCF, 2018

### CAREER

16	Parry Nickerson, Tulane, 2014-17
15	Adrian McDonald, Houston, 2013-15
12	Jamar Summers, UConn, 2014-17
	Delvon Randall, Temple, 2015-18
11	Bobby McCain, Memphis, 2013-14
	Trevon Stewart, Houston, 2013-15
	Deatrick Nichols, South Florida, 2014-17
	Jordan Wyatt, SMU, 2015-18

### INTERCEPTION RETURN YARDS

GAME	
150	Horace Richardson, SMU at East Carolina, 11/12/16
100	Josh Hawkins, East Carolina vs. Tulsa, 10/17/15
96	William Jackson, Houston at Texas-San Antonio, 9/28/13
	Parry Nickerson, Tulane vs. Southern, 9/10/16
	Zaven Collins, Tulsa vs. Tulane, 11/19/20

### SEASON

215	Horace Richardson, SMU, 2016
171	Parry Nickerson, Tulane, 2016
165	Jordan Wyatt, SMU, 2017
153	Tavon Young, Temple, 2014
152	Zaven Collins, Tulsa, 2020

### CAREER

289	Jordan Wyatt, SMU, 2015-18
245	Adrian McDonald, Houston, 2013-15
234	Horace Richardson, SMU, 2013-16
211	William Jackson III, Houston, 2013-15
203	Parry Nickerson, Tulane, 2014-17

### YARDS PER INTERCEPTION

GAME (Minimum 2)	
75.0	Horace Richardson, SMU at East Carolina, 11/12/16 (2 for 150)
39.0	Alex Wells, Temple at Cincinnati, 9/12/15 (2 for 78)
36.5	Macon Clark, Tulane at Houston, 10/8/20 (2 for 73)
32.5	Reggis Ball, Memphis vs. Auburn, 12/30/15 (2 for 65)
	Gleeson Sprewell, Houston at Memphis, 11/23/18 (2 for 65)

### SEASON (Minimum 4)

42.8	Parry Nickerson, Tulane, 2016 (4 for 171)
41.2	Jordan Wyatt, SMU, 2017 (4 for 165)
38.2	Tavon Young, Temple, 2014 (4 for 153)

### CAREER (Minimum 6)

26.4	William Jackson III, Houston, 2013-15 (8 for 211)
26.3	Jordan Wyatt, SMU, 2015-18 (11 for 289)
26.1	Reggis Ball, Memphis, 2013-15 (7 for 183)
24.0	Shaquill Griffin, UCF, 2013-16 (7 for 168)
23.4	Horace Richardson, SMU, 2013-16 (10 for 234)

# INDIVIDUAL RECORDS

## INTERCEPTIONS FOR TOUCHDOWNS

**GAME**  
2 Horace Richardson, SMU at East Carolina, 11/12/16

**SEASON**  
2 Bobby McCain, Memphis, 2013  
William Jackson III, Houston, 2015  
Sean Chandler, Temple, 2015  
Horace Richardson, SMU, 2016  
Jordan Wyatt, SMU, 2016  
Jesse Brubaker, Tulsa, 2016  
Genard Avery, Memphis, 2016  
Jordan Wyatt, SMU, 2017  
Auggie Sanchez, South Florida, 2017  
Ahmad Gardner, Cincinnati, 2019  
Zaven Collins, Tulsa, 2020

**CAREER**  
4 Jordan Wyatt, SMU, 2015-18  
3 Bobby McCain, Memphis, 2013-14  
William Jackson III, Houston, 2013-15  
2 Sean Chandler, Temple, 2014-17  
Horace Richardson, SMU, 2013-16  
Jesse Brubaker, Tulsa, 2014-17  
Shaquill Griffin, UCF, 2013-16  
Genard Avery, Memphis, 2014-17  
Kolton Shindelar, Tulsa, 2014-16  
Auggie Sanchez, South Florida, 2014-17  
Craig Suits, Tulsa, 2014-17  
Tyler Coyle, UConn, 2017-19  
Ahmad Gardner, Cincinnati, 2019-20  
Zaven Collins, Tulsa, 2018-20

## LONGEST INTERCEPTION RETURN

100 Josh Hawkins, East Carolina vs. Tulsa, 10/17/15  
96 William Jackson, Houston at Texas-San Antonio, 9/28/13  
Parry Nickerson, Tulane vs. Southern, 9/10/16  
Zaven Collins, Tulsa vs. Tulane, 11/19/20  
93 Reggis Ball, Memphis vs. SMU, 10/19/13  
Tavon Young, Temple at UConn, 9/27/14  
Brandon Moore, UCF vs. LSU, 1/1/19



Jordan Wyatt, SMU

## TACKLES

**GAME**  
24 Tyler Matakevich, Temple at Idaho, 9/28/13 (13 solo, 11 assisted)  
Obi Melifonwu, UConn vs. Tulane, 11/26/16 (11 solo, 13 assisted)  
21 Austin Robinson, Houston at Navy, 10/20/18 (11 solo, 10 assisted)  
20 Michael Mudoh, Tulsa vs. Florida Atlantic, 9/5/15 (12 solo, 8 assisted)  
Domenic Spencer, UCF at Tulsa, 11/7/15 (6 solo, 14 assisted)  
D'Juan Hines, Houston at Tulsa, 10/14/17 (4 solo, 16 assisted)  
19 Jeff Luc, Cincinnati vs. Miami (Ohio), 9/20/14 (8 solo, 11 assisted)  
Tyler Coyle, UConn vs. Navy, 11/1/19 (14 solo, 5 assisted)  
18 Randall Joyner, SMU vs. Rutgers, 10/5/13 (11 solo, 7 assisted)  
Greg Blair, Cincinnati vs. Louisville, 12/5/13 (7 solo, 11 assisted)  
DeDe Lattimore, South Florida at Rutgers, 12/7/13 (9 solo, 9 assisted)  
Jeff Luc, Cincinnati at Ohio State, 9/27/14 (11 solo, 7 assisted)  
Eric Wilson, Cincinnati at Miami (Ohio), 9/19/15 (9 solo, 9 assisted)  
Elandon Roberts, Houston vs. Memphis, 11/14/15 (8 solo, 10 assisted)  
Antonio Kinard, Cincinnati vs. Houston, 9/15/16 (6 solo, 12 assisted)  
Ray Tillman, East Carolina vs. Navy, 11/19/16 (11 solo, 7 assisted)  
Malik Clements, Cincinnati vs. Austin Peay, 8/31/17 (2 solo, 16 assisted)

**SEASON**  
142 Elandon Roberts, Houston, 2015 (88 solo, 54 assisted)  
140 Zeek Bigger, East Carolina, 2014 (66 solo, 74 assisted)  
138 Tyler Matakevich, Temple, 2015 (77 solo, 61 assisted)  
137 Tyler Matakevich, Temple, 2013 (99 solo, 38 assisted)  
Efreem Oliphant, Houston, 2014 (69 solo, 68 assisted)  
135 Michael Mudoh, Tulsa, 2015 (76 solo, 59 assisted)  
134 Efreem Oliphant, Houston, 2013 (70 solo, 64 assisted)  
Jeff Luc, Cincinnati, 2014 (65 solo, 69 assisted)  
129 Eric Wilson, Cincinnati, 2016 (60 solo, 69 assisted)  
127 Austin Robinson, Houston, 2018 (74 solo, 53 assisted)

**CAREER**  
392 Tyler Matakevich, Temple, 2013-15  
386 Auggie Sanchez, South Florida, 2014-17  
380 Zach Edwards, Cincinnati, 2013-16  
351 Obi Melifonwu, UConn, 2013-16  
343 Cooper Edmiston, Tulsa, 2016-19  
331 Steven Taylor, Houston, 2013-16  
306 Junior Joseph, UConn, 2014-17  
291 Richie Grant, UCF, 2017-20  
279 Craig Suits, Tulsa, 2014-17  
Austin Hall, Memphis, 2016-19

## TACKLES PER GAME

**SEASON**  
11.4 Tyler Matakevich, Temple, 2013 (12 games, 137 tackles)  
10.76 Zeek Bigger, East Carolina, 2014 (13 games, 140 tackles)  
10.75 Eric Wilson, Cincinnati, 2016 (12 games, 129 tackles)  
10.5 Efreem Oliphant, Houston, 2014 (13 games, 137 tackles)  
10.41 Jaylyin Minor, Cincinnati, 2017 (12 games, 125 tackles)  
10.38 Michael Mudoh, Tulsa, 2015 (13 games, 135 tackles)  
10.31 Efreem Oliphant, Houston, 2013 (13 games, 134 tackles)  
Jeff Luc, Cincinnati, 2014 (13 games, 134 tackles)  
10.1 Elandon Roberts, Houston, 2015 (14 games, 142 tackles)  
9.9 Tyler Matakevich, Temple, 2015 (14 games, 138 tackles)



Tyler Matakevich, Temple

# INDIVIDUAL RECORDS

## TACKLES FOR LOSS

GAME	
6.0	Quincy Roche, Temple vs. Tulane, 11/16/19 (6 solo)
5.5	Genard Avery, Memphis vs. Tulane, 10/27/17 (5 solo, 1 assisted)
5.0	Montese Overton, East Carolina at SMU, 10/3/15 (4 solo, 2 assisted) Haason Reddick, Temple at Memphis, 10/6/16 (4 solo, 2 assisted) Bryce Huff, Memphis at Tulane, 9/28/18 (5 solo) Ed Oliver, Houston at East Carolina, 10/13/18 (5 solo)
4.5	Martin Ifedi, Memphis vs. Arkansas State, 9/21/13 (4 solo, 1 assisted) Terrance Plummer, UCF vs. Brigham Young, 10/9/14 (4 solo, 1 assisted) Elandon Roberts, Houston vs. Navy, 11/27/15 (4 solo, 1 assisted) Ed Oliver, Houston vs. UCF, 10/29/16 (4 solo, 1 assisted) Julian Taylor, Temple vs. UCF, 11/18/17 (4 solo, 1 assisted) Nate Harvey, East Carolina vs. North Carolina A&T, 9/2/18 (4 solo, 1 assisted) Payton Turner, Houston vs. Tulane, 10/8/20 (4 solo, 1 assisted) Jaxon Player, Tulsa at Navy, 12/5/20 (4 solo, 1 assisted)

## SEASON

25.5	Nate Harvey, East Carolina, 2018 (23 solo, 5 assisted)
23.0	Ed Oliver, Houston, 2016 (20 solo, 6 assisted)
22.5	Haason Reddick, Temple, 2016 (19 solo, 7 assisted)
22.0	Genard Avery, Memphis, 2017 (19 solo, 6 assisted)
20.0	Shaquem Griffin, UCF, 2016 (15 solo, 10 assisted)
19.0	Elandon Roberts, Houston, 2015 (17 solo, 4 assisted) Bryce Huff, Memphis, 2018 (17 solo, 4 assisted) Quincy Roche, Temple, 2019 (18 solo, 2 assisted)
18.5	Steven Taylor, Houston, 2015 (17 solo, 3 assisted) Tanzel Smart, Tulane, 2016 (16 solo, 5 assisted) Delontae Scott, SMU, 2019 (16 solo, 5 assisted)

## CAREER

54.0	Ed Oliver, Houston, 2016-18
50.0	Steven Taylor, Houston, 2013-16
46.0	Haason Reddick, Temple, 2013-16
45.5	Genard Avery, Memphis, 2014-17
40.5	Nico Marley, Tulane, 2014-16 Kyran Mitchell, SMU, 2015-18
40.0	Tanzel Smart, Tulane, 2014-16 Patrick Johnson, Tulane, 2017-20
39.5	Justin Lawler, SMU, 2013-17 Quincy Roche, Temple, 2017-19 Bryce Huff, Memphis, 2016-19

## SACKS

GAME	
4.0	Montese Overton, East Carolina at SMU, 10/3/15 (3 solo, 2 assisted) Justin Lawler, SMU vs. UConn, 9/30/17 (3 solo, 2 assisted)
3.5	Justin Lawler, SMU at North Texas, 9/3/16 (3 solo, 1 assisted) Genard Avery, Memphis vs. Tulane, 10/27/17 (3 solo, 1 assisted) Quincy Roche, Temple at South Florida, 11/7/19 (3 solo, 1 assisted)
3.0	27 Times: Most Recent: Landon Woodson, UCF at South Florida, 11/27/20 (3 solo)

## SEASON

14.5	Marcus Smith, Louisville, 2013 (14 solo, 1 assisted) Nate Harvey, East Carolina, 2018 (14 solo, 1 assisted)
13.0	Quincy Roche, Temple, 2019 (12 solo, 2 assisted)
12.0	Patrick Nelson, SMU, 2019 (11 solo, 2 assisted)
11.5	Martin Ifedi, Memphis, 2013 (10 solo, 1 assisted) Shaquem Griffin, UCF, 2016 (10 solo, 3 assisted)
11.0	Kendall Futrell, East Carolina, 2019 (11 solo)
10.5	Haason Reddick, Temple, 2016 (10 solo, 1 assisted) Patrick Johnson, Tulane, 2018 (10 solo) Delontae Scott, SMU, 2019 (9 solo, 3 assisted)

## CAREER

26.0	Quincy Roche, Temple, 2017-19
25.5	Steven Taylor, Houston, 2013-16
24.5	Patrick Johnson, Tulane, 2017-20
21.5	Tyus Bowser, Houston, 2013-16 Genard Avery, Memphis, 2014-17
20.5	Justin Lawler, SMU, 2014-17
19.0	Praise Martin-Oguike, Temple, 2014-16
18.5	Shaquem Griffin, UCF, 2014-17
18.0	Silverberry Mouhon, Cincinnati, 2013-15 Haason Reddick, Temple, 2013-16 Bruce Hector, South Florida, 2014-17 Bryce Huff, Memphis, 2016-19

## FORCED FUMBLES

SEASON	
6	Nigel Harris, South Florida, 2014 Jeff Luc, Cincinnati, 2014
5	Praise Martin-Oguike, Temple, 2014 Sean Williams, Navy, 2018 Trevis Gipson, Tulsa, 2018
CAREER	
11	Praise Martin-Oguike, Temple, 2014-16
8	Jeff Luc, Cincinnati, 2013-14 Nigel Harris, South Florida, 2013-16 Jordan Wyatt, SMU, 2015-18 Trevis Gipson, Tulsa, 2016-19

## FUMBLES RECOVERED

SEASON	
6	Trevon Stewart, Houston, 2013
5	Chapelle Russell, Temple, 2018
4	Jeff Luc, Cincinnati, 2014 Trevon Stewart, Houston, 2015 Emeke Egbule, Houston, 2018 Ja'Von Hicks, Cincinnati, 2019
CAREER	
10	Trevon Stewart, Houston, 2013-15
7	Eric Wilson, Cincinnati, 2014-15 Austin Hall, Memphis, 2016-19
6	Adrian McDonald, Houston, 2013-15 Emeke Egbule, Houston, 2015-18



Trevon Stewart, Houston

# TEAM RECORDS

## RUSHING

### MOST RUSHING ATTEMPTS

GAME	
78	Navy at SMU, 9/22/18
76	Navy vs. Virginia, 12/28/17
75	Navy vs. East Carolina, 9/19/15
74	Navy vs. Memphis, 10/22/16
	South Florida at San Jose State, 8/26/17
73	Navy vs. Memphis, 9/8/18
	Navy vs. SMU, 11/23/19

### SEASON

822	Navy, 2017 (13 games)
773	Navy, 2019 (13 games)
748	Navy, 2015 (13 games)
742	Navy, 2016 (14 games)
732	Navy, 2018 (13 games)

### RUSHING YARDS

GAME	
569	Navy vs. Cincinnati, 9/23/17
559	Navy vs. SMU, 11/11/17
496	Navy at SMU, 11/26/16
488	Tulane vs. Tulsa, 10/7/17
484	Navy vs. Lehigh, 9/15/18

### SEASON

4,687	Navy, 2019 (13 games)
4,568	Navy, 2017 (13 games)
4,342	Navy, 2016 (14 games)
4,247	Navy, 2015 (13 games)
3,919	Memphis, 2018 (14 games)

### GAME - TWO TEAMS

811	Air Force (340) at Navy (471), 10/7/17
768	Florida State (478) at South Florida (290), 9/24/16
729	South Florida (412) at Navy (317), 10/28/16
725	UConn (255) at Tulsa (470), 11/3/18
724	SMU (165) at Navy (559), 11/11/17

### YARDS PER GAME

360.5	Navy, 2019 (13 games, 4,687 yards)
351.4	Navy, 2017 (13 games, 4,568 yards)
326.7	Navy, 2015 (13 games, 4,247 yards)
310.1	Navy, 2016 (14 games, 4,342 yards)
285.3	South Florida, 2016 (13 games, 3,709 yards)

### YARDS PER RUSH

GAME	
11.7	Memphis vs. Georgia State, 9/14/18 (35 attempts, 410 yards)
10.3	Navy at SMU, 11/26/16 (48 attempts, 496 yards)
9.8	Memphis vs. East Carolina, 11/25/17 (34 attempts, 333 yards)
9.7	Memphis at Navy, 9/8/18 (24 attempts, 233 yards)
9.5	Memphis vs. UConn, 10/6/18 (40 attempts, 378 yards)

### SEASON

6.5	South Florida, 2016 (570 attempts, 3,709 yards)
6.4	Memphis, 2018 (615 attempts, 3,919 yards)
6.1	Navy, 2019 (773 attempts, 4,687 yards)
5.9	Navy, 2016 (742 attempts, 4,342 yards)
5.8	UCF, 2018 (594 attempts, 3,448 yards)

### RUSHING TOUCHDOWNS

GAME	
9	Navy at East Carolina, 11/19/16
	Navy at SMU, 11/26/16
	Memphis vs. Mercer, 9/1/18
	Cincinnati vs. Alabama A&M, 9/15/18
	SMU vs. Houston Baptist, 9/29/18

### SEASON

61	Navy, 2016
53	Navy, 2015
52	Navy, 2019
48	Memphis, 2018
47	South Florida, 2016

## PASSING

### ATTEMPTS

GAME	
74	East Carolina at Houston, 11/4/17
71	SMU vs. Rutgers, 10/5/13
70	East Carolina vs. UCF, 10/1/16
69	Houston at Memphis, 11/25/16
68	East Carolina vs. Florida, 1/3/15
	East Carolina at Tulane, 11/10/18

### SEASON

637	East Carolina, 2014 (13 games)
619	SMU, 2013 (12 games)
568	East Carolina, 2018 (12 games)
554	East Carolina, 2016 (12 games)
547	Cincinnati, 2015 (13 games)

### COMPLETIONS

GAME	
54	East Carolina at Houston, 11/14/17
47	Houston at Memphis, 11/25/16
45	SMU vs. Rutgers, 10/5/13
44	East Carolina at South Carolina, 9/17/16
42	SMU at East Carolina, 10/4/14

### SEASON

402	East Carolina, 2014 (13 games)
400	SMU, 2013 (12 games)
359	East Carolina, 2016 (12 games)
352	Houston, 2016 (13 games)
341	Cincinnati, 2015 (13 games)

### COMPLETION PERCENTAGE

GAME	
100.0	Navy vs. Fordham, 9/3/16 (4 of 4)
	Navy vs. Temple, 10/10/20 (2 of 2)
90.5	Cincinnati vs. Northwestern State, 9/14/13 (19 of 21)
90.3	UCF vs. Austin Peay, 10/28/17 (28 of 31)
89.5	Houston vs. Rice, 9/16/17 (34 of 38)
	Memphis vs. UConn, 10/6/18 (17 of 19)

### SEASON

70.8	Louisville, 2013 (311 of 439)
68.4	Houston, 2017 (281 of 411)
67.9	East Carolina, 2015 (321 of 473)
67.7	UCF, 2017 (287 of 424)
67.3	Houston, 2016 (352 of 523)

### PASSING YARDS

GAME	
620	Cincinnati at Memphis, 9/24/15
601	UCF at Memphis, 10/17/20
538	SMU vs. Temple, 10/26/13
535	East Carolina vs. Cincinnati, 11/2/19
523	Cincinnati at Houston, 11/7/15

### SEASON

4,835	East Carolina, 2014 (13 games)
4,679	Cincinnati, 2015 (13 games)
4,355	Memphis, 2017 (13 games)
4,332	Tulsa, 2015 (13 games)
4,313	UCF, 2017 (13 games)

### PASSING YARDS - TWO TEAMS

GAME	
1,087	UCF (601) at Memphis (486), 10/17/20
1,067	Houston (462) at Texas Tech (605), 9/15/18
1,032	Cincinnati (620) at Memphis (412), 9/24/15
965	Memphis (471) at UCF (494), 12/2/17
914	SMU (538) vs. Temple (376), 10/26/13
	Tulsa (427) at Oklahoma (487), 9/19/15

### YARDS PER GAME

371.9	East Carolina, 2014 (13 games, 4,835 yards)
359.9	Cincinnati, 2015 (13 games, 4,679 yards)
357.4	UCF, 2020 (10 games, 3,574 yards)
341.4	SMU, 2013 (12 games, 4,097 yards)
335.0	Memphis, 2017 (13 games, 4,355 yards)

# TEAM RECORDS

## YARDS PER ATTEMPT

SEASON	
11.9	Navy, 2019 (104 attempts, 1,238 yards)
11.4	Navy, 2016 (158 attempts, 1,794 yards)
10.5	Navy, 2015 (122 attempts, 1,280 yards)
10.2	UCF, 2017 (424 attempts, 4,313 yards)
9.9	Navy, 2017 (102 attempts, 1,005 yards)

## YARDS PER COMPLETION

SEASON	
23.9	Navy, 2017 (42 completions, 1,005 yards)
22.5	Navy, 2019 (55 completions, 1,238 yards)
20.0	Navy, 2015 (64 completions, 1,280 yards)
19.3	Navy, 2016 (93 completions, 1,794 yards)
17.5	Navy, 2018 (54 completions, 947 yards)

## PASSING TOUCHDOWNS

GAME	
8	Memphis at UConn, 10/6/17
7	Memphis vs. SMU, 11/28/15
6	Louisville vs. Ohio, 9/11/13
	Cincinnati at Rutgers, 11/16/13
	Cincinnati vs. Toledo, 9/12/14
	Cincinnati vs. UCF, 10/31/15
	Memphis vs. Bowling Green, 9/24/16
	Memphis vs. UCLA, 9/16/17
	UCF vs. Florida A&M, 8/29/19
	SMU vs. Temple, 10/19/19
	East Carolina at SMU, 11/9/19
	Memphis vs. South Florida, 10/17/20

SEASON	
45	Houston, 2018 (13 games)
39	Memphis, 2017 (13 games)
38	UCF, 2017 (13 games)
36	UCF, 2019 (13 games)
35	Cincinnati, 2014 (13 games)
	SMU, 2017 (13 games)
	SMU, 2019 (13 games)

## PASSES HAD INTERCEPTED

GAME	
5	Rutgers vs. Houston, 10/26/13
	South Florida at Cincinnati, 10/2/20
4	18 Times
	Most Recent: Houston vs. Navy, 11/30/19

SEASON	
23	UCF, 2015 (12 games)
22	Rutgers, 2013 (13 games)
	Cincinnati, 2015 (13 games)
19	Temple, 2018 (13 games)
18	UConn, 2013 (12 games)
	Tulane, 2014 (12 games)
	Tulsa, 2014 (12 games)

## FEWEST INTERCEPTIONS

GAME (Min. 60 att.)	
0	SMU vs. Rutgers, 10/5/13 (71 attempts)
	SMU vs. Texas Tech, 8/30/13 (62 attempts)
	East Carolina vs. Cincinnati, 11/13/14 (62 attempts)
	East Carolina at Tulsa, 11/5/16 (62 attempts)
	East Carolina vs. Memphis, 11/3/18 (62 attempts)

SEASON (Lowest pct.)	
0.91	Louisville, 2013 (4 INT, 439 attempts)
0.96	UCF, 2020 (4 INT, 415 attempts)
1.07	Memphis, 2015 (5 INT, 465 attempts)
1.59	SMU, 2020 (6 INT, 376 attempts)
1.62	Houston, 2015 (7 INT, 432 attempts)

SEASON - FEWEST TOTAL	
2	Navy, 2015 (122 attempts)
4	Louisville, 2013 (439 attempts)
	UCF, 2020 (415 attempts)
	Navy, 2020 (124 attempts)
	Navy, 2019 (104 attempts)

## TOTAL OFFENSE

GAME		PLAYS
109	SMU vs. Temple, 10/19/19	
107	Tulsa vs. Louisiana-Monroe, 9/10/15	
	Tulsa at Temple, 9/20/18	
104	Tulsa vs. Cincinnati, 11/25/16	
103	Tulsa vs. SMU, 10/7/16	
	UConn at Cincinnati, 11/25/17	

SEASON	
1,114	Tulsa, 2016 (6,851 yards, 13 games)
1,101	Houston, 2015 (6,778 yards, 14 games)
1,084	Houston, 2016 (5,764 yards, 13 games)
1,083	Tulsa, 2015 (6,596 yards, 13 games)
1,070	East Carolina, 2014 (6,929 yards, 13 games)

## YARDS GAINED

GAME	
798	UCF at Memphis, 10/17/20 (197 rush, 601 pass)
789	East Carolina vs. North Carolina, 9/20/14 (343 rush, 446 pass)
753	Memphis at UCF, 12/2/17 (282 rush, 471 pass)
752	Cincinnati at Memphis, 9/24/15 (132 rush, 620 pass)
	Memphis vs. Mercer, 9/1/18 (324 rush, 428 pass)

SEASON	
7,324	Memphis, 2018 (3,919 rush, 3,405 pass)
7,026	UCF, 2019 (2,909 rush, 4,117 pass)
6,992	Cincinnati, 2015 (4,679 pass, 2,313 rush)
6,929	East Carolina, 2014 (4,835 pass, 2,094 rush)
6,917	Memphis, 2017 (2,526 rush, 4,355 pass)

## YARDS GAINED - TWO TEAMS

GAME	
1,501	UCF (798) at Memphis (703), 10/17/20
1,479	Memphis (753) at UCF (726), 12/2/17
1,376	Tulsa (603) at Oklahoma (773), 9/19/15
1,339	Houston (635) at Texas Tech (702), 9/15/18
1,322	Cincinnati (752) at Memphis (570), 9/24/15

## YARDS PER GAME

568.1	UCF, 2020 (10 games, 5,681 yards)
540.5	UCF, 2019 (13 games, 7,026 yards)
537.8	Cincinnati, 2015 (13 games, 6,992 yards)
533.0	East Carolina, 2014 (13 games, 6,929 yards)
532.1	Memphis, 2017 (13 games, 6,917 yards)

## YARDS PER PLAY

GAME	
13.0	Memphis vs. East Carolina, 11/25/17 (49 plays, 635 yards)
12.9	UCF at Cincinnati, 10/7/17 (40 plays, 515 yards)
11.0	Memphis vs. Georgia State, 9/14/18 (62 plays, 679 yards)
10.7	Memphis vs. UConn, 10/6/18 (59 plays, 634 yards)
10.5	Navy at SMU, 11/26/16 (57 plays, 600 yards)

SEASON	
7.5	UCF, 2017 (924 plays, 6,896 yards)
7.4	Memphis, 2017 (941 plays, 6,917 yards)
7.2	South Florida, 2016 (928 plays, 6,650 yards)
7.1	Memphis, 2018 (1,028 plays, 7,324 yards)
6.9	UCF, 2019 (1,016 plays, 7,026 yards)

# TEAM RECORDS

## FIRST DOWNS

### GAME

42	UCF vs. Florida A&M, 8/29/19
41	Memphis vs. UCF, 10/17/20
39	East Carolina vs. North Carolina, 9/20/14
38	Cincinnati at Memphis, 9/24/15
	South Florida vs. Illinois, 9/15/17
	Cincinnati vs. Alabama A&M, 9/15/18
	South Florida vs. UCF, 11/27/20

### SEASON

378	East Carolina, 2014
373	Tulsa, 2016
370	Cincinnati, 2015
347	UCF, 2018
344	Memphis, 2018

## FIRST DOWNS RUSHING

### GAME

26	Navy vs. Cincinnati, 9/23/17
	Cincinnati vs. Alabama A&M, 9/15/18
	Cincinnati vs. Boston College, 1/2/20
24	Navy vs. SMU, 11/14/15
	Navy at East Carolina, 11/19/16

### SEASON

232	Navy, 2017
228	Navy, 2019
217	Navy, 2015
212	Navy, 2016
182	Tulsa, 2016

## FIRST DOWNS PASSING

### GAME

27	Cincinnati at Memphis, 9/24/15
	East Carolina at Houston, 11/4/17
25	East Carolina vs. Cincinnati, 11/2/19
24	SMU vs. Temple, 10/26/13
	East Carolina vs. UCF, 10/1/16

### SEASON

238	East Carolina, 2014
217	Cincinnati, 2015
195	Louisville, 2013
191	SMU, 2013
188	Memphis, 2017

## PUNTING

### PUNTS

#### GAME

14	East Carolina at Tulane, 11/10/18
12	UConn at Houston, 9/29/16
	South Florida at San Jose State, 9/26/17
	Tulane at East Carolina, 11/10/18
11	12 Times
	Most Recent: Temple vs. East Carolina, 11/21/20

#### SEASON

84	East Carolina, 2018
82	Tulane, 2015
81	UCF, 2016
80	UConn, 2014
77	SMU, 2014
	South Florida, 2018

### YARDS PUNTING

#### GAME

507	East Carolina at Tulane, 11/10/18 (14 punts)
493	UConn at Houston, 9/29/16 (12 punts)
492	Temple vs. East Carolina, 11/21/20 (11 punts)
486	Houston vs. Tulane, 11/12/16 (11 punts)
484	Tulane vs. East Carolina, 11/10/18 (12 punts)

#### SEASON

3,328	UCF, 2015 (75 punts)
3,327	UCF, 2016 (81 punts)
3,321	East Carolina, 2018 (84 punts)
3,317	South Florida, 2019 (74 punts)
3,288	South Florida, 2018 (77 punts)

### PUNTING AVERAGE

#### GAME (Minimum 3 punts)

54.7	Memphis at Louisiana-Monroe, 10/5/19 (3 punts, 164 yards)
54.5	Tulsa at Houston, 10/4/18 (4 punts, 218 yards)
	Tulsa vs. SMU, 11/14/20 (4 punts, 218 yards)
54.2	Cincinnati vs. Temple, 10/11/13 (4 punts, 217 yards)
54.0	Houston vs. Cincinnati, 10/12/19 (4 punts, 216 yards)

#### SEASON

46.61	Cincinnati, 2018 (59 punts, 2,750 yards)
46.58	Tulsa, 2018 (53 punts, 2,469 yards)
44.5	Cincinnati, 2015 (49 punts, 2,180 yards)
44.44	Memphis, 2013 (63 punts, 2,800 yards)
44.37	UCF, 2015 (75 punts, 3,328 yards)

# TEAM RECORDS

## PUNT RETURNS

RETURNS	
<b>GAME</b>	
8	Louisville vs. Florida International, 9/21/13 East Carolina at SMU, 10/3/15 Houston at Tulane, 10/16/15 Memphis vs. Stephen F. Austin, 11/21/20
7	Memphis vs. Austin Peay, 8/30/14 UCF vs. Florida A&M, 8/29/19 Houston vs. Tulane, 10/8/20

SEASON	
42	Memphis, 2014
31	Memphis, 2018
30	Cincinnati, 2019
29	Cincinnati, 2013 Houston, 2015 Temple, 2015

YARDS RETURNED	
<b>GAME</b>	
175	Houston at Tulane, 10/16/15
145	Houston vs. South Florida, 11/14/20
144	Tulsa vs. North Carolina A&T, 9/17/16
134	Temple vs. Delaware State, 9/20/14
129	Temple vs. East Carolina, 10/6/18

SEASON	
371	Memphis, 2014
369	Houston, 2020
317	Memphis, 2018
302	Houston, 2015
301	Temple, 2018

YARDS PER RETURN	
<b>GAME (Minimum 3 returns)</b>	
44.7	Temple vs. Delaware State, 9/20/14 (3 att., 134 yards)
39.3	UCF vs. East Carolina, 10/14/17 (3 att., 118 yards)
28.3	South Florida vs. Stony Brook, 9/2/17 (3 att., 85 yards)
29.0	Houston vs. South Florida, 11/14/20 (5 att., 145 yards)
28.0	Memphis vs. Missouri State, 9/5/15 (3 att., 84 yards) South Florida at Syracuse, 9/17/16 (3 att., 84 yards)

SEASON	
18.5	Houston, 2020 (20 att., 369 yards)
14.7	UCF, 2017 (17 att., 250 yards)
14.6	East Carolina, 2020 (13 att., 190 yards)
14.1	South Florida, 2013 (14 att., 198 yards)
13.1	Temple, 2018 (23 att., 301 yards)

PUNT RETURN TOUCHDOWNS	
<b>GAME</b>	
2	Temple vs. Delaware State, 9/20/14

SEASON	
3	Temple, 2014 Temple, 2018
2	Rutgers, 2013 Houston, 2019

## KICKOFF RETURNS

RETURNS	
<b>GAME</b>	
10	SMU vs. UCF, 11/22/14 Cincinnati at South Florida, 11/20/15 SMU vs. Louisiana Tech, 12/20/17
9	Tulane at Memphis, 10/27/17 East Carolina at Memphis, 11/25/17 Memphis at UCF, 12/2/17 Tulane at Houston, 11/15/18

SEASON	
65	UCF, 2015
58	SMU, 2014
56	SMU, 2015
54	East Carolina, 2016 Memphis, 2018

YARDS RETURNED	
<b>GAME</b>	
266	South Florida vs. Georgia Tech, 9/8/18
230	SMU vs. Houston Baptist, 9/29/18
222	South Florida at Navy, 10/31/15
220	Memphis vs. SMU, 11/2/19
215	Memphis vs. Wake Forest, 12/22/18

SEASON	
1,492	UCF, 2015
1,249	Memphis, 2016 Memphis, 2017
1,246	SMU, 2015
1,206	Memphis, 2019

YARDS PER RETURN	
<b>GAME (Minimum 3 returns)</b>	
55.3	Memphis vs. Louisiana Monroe, 8/31/17 (3 att., 166 yards)
48.3	Tulane at Cincinnati, 10/6/18 (3 att., 145 yards)
48.0	Rutgers vs. Eastern Michigan, 9/14/13 (3 att., 144 yards)
47.0	SMU at Navy, 11/23/19 (4 att., 188 yards)
46.8	Memphis vs. Navy, 9/26/19 (4 att., 187 yards)

SEASON	
28.0	Cincinnati, 2020 (17 att., 476 yards)
26.7	South Florida, 2015 (41 att., 1,093 yards)
26.58	UCF, 2014 (36 att., 957 yards)
26.57	Memphis, 2016 (47 att., 1,249 yards)
26.2	Memphis, 2019 (46 att., 1,206 yards)

KICKOFF RETURN TOUCHDOWNS	
<b>GAME</b>	
2	South Florida vs. Georgia Tech, 9/8/18

SEASON	
4	Memphis, 2017
3	Memphis, 2016 Memphis, 2019
2	Rutgers, 2013 Houston, 2015 UCF, 2017 South Florida, 2018 SMU, 2019



# TEAM RECORDS

## PENALTIES

### MOST PENALTIES

#### GAME

19	South Florida at Houston, 10/31/13 UCF at East Carolina, 9/26/20
18	UCF vs. Tulsa, 10/3/20
17	Tulsa vs. SMU, 10/7/16 Tulsa vs. Oklahoma State, 9/14/19

#### TWO TEAMS - GAME

31	South Florida (16) vs. Illinois (15), 9/15/17
30	UCF (19) at East Carolina (11), 9/26/20
29	SMU (16) at Texas A&M (13), 9/21/13

#### SEASON

123	Cincinnati, 2019
110	South Florida, 2017
109	East Carolina, 2014 Tulsa, 2019
107	Cincinnati, 2018

### MOST PENALTY YARDS

#### GAME

170	South Florida at Houston, 10/31/13
159	Cincinnati vs. East Carolina, 11/13/20
156	Tulsa vs. Oklahoma State, 9/14/19
150	Cincinnati vs. Ohio, 9/22/18
149	Tulsa vs. SMU, 10/7/16 Temple at UCF, 11/1/18

#### TWO TEAMS - GAME

278	South Florida (140) vs. Illinois (138), 9/15/17
257	South Florida (134) vs. SMU (123), 9/28/19
244	UCF (139) at East Carolina (105), 9/26/20
242	Memphis (134) vs. SMU (108), 11/2/19
236	Tulsa (156) vs. Oklahoma State (80), 9/14/19

#### SEASON

1,032	South Florida, 2017
1,006	Memphis, 2017
1,004	East Carolina, 2014
977	Cincinnati, 2019
976	Memphis, 2015

## SCORING

### MOST POINTS

#### GAME

77	Memphis vs. Bowling Green, 9/24/16
75	Navy at SMU, 11/26/16
73	UCF vs. Austin Peay, 10/28/17
72	Louisville vs. Florida International, 9/21/13
70	East Carolina vs. North Carolina, 9/20/14 Memphis at UConn, 10/6/17 Memphis vs. East Carolina, 11/25/17 Houston vs. Texas Southern, 9/22/18

#### HALF

56	Memphis vs. SMU, 11/28/15 (1st) Memphis vs. Bowling Green, 9/24/16 (1st) Memphis vs. Mercer, 9/1/18 (1st)
51	South Florida vs. Cincinnati, 11/20/15 (1st)
49	Temple vs. Delaware State, 9/20/14 (1st) Tulane vs. Southern, 9/10/16 (1st) Memphis vs. East Carolina, 11/25/17 (1st)

#### QUARTER

35	Memphis vs. Bowling Green, 9/24/16 (1st)
31	UCF vs. Austin Peay, 10/28/17 (2nd) UCF vs. Florida A&M, 8/29/19 (2nd) SMU vs. Navy, 10/31/20 (2nd)
29	Houston vs. Pittsburgh, 1/2/15 (4th)

#### OVERTIME

20	Rutgers vs. SMU, 10/5/13 (3ot)
17	SMU vs. Rutgers, 10/5/13 (3ot) Tulsa vs. Texas State, 9/27/14 (3ot)

#### SEASON

627	UCF, 2017
592	Memphis, 2017
571	Houston, 2018
569	South Florida, 2016
566	Houston, 2015 Memphis, 2019

### POINTS PER GAME

45.5	Memphis, 2017 (13 games, 592 points)
43.9	Houston, 2018 (13 games, 571 points)
43.8	South Florida, 2016 (13 games, 569 points)
43.7	UCF, 2017 (13 games, 627 points)
43.4	UCF, 2019 (13 games, 564 points)

### POINTS - TWO TEAMS

117	UCF (62) vs. Memphis (55), 12/2/17
112	Houston (49) at Texas Tech (70), 9/15/18 SMU (62) vs. UConn (50), 11/10/18
111	East Carolina (70) vs. North Carolina (41), 9/20/14
110	SMU (59) vs. East Carolina (51), 11/9/19

### FEWEST POINTS - TWO TEAMS

10	UConn (7) at Tulane (3), 11/7/15 Wake Forest (7) vs. Tulane (3), 9/3/16
13	Temple (10) at Tulane (3), 12/6/14
14	Cincinnati (14) at Miami (Ohio) (0), 9/21/13
15	Tulane (12) vs. UConn (3), 10/11/14 Missouri (9) vs. UConn (6), 9/19/15

### SCORING MARGIN

#### GAME

74	Memphis (77) vs. Bowling Green (3), 9/3/16
72	Louisville (72) vs. Florida International (0), 9/21/13
63	Memphis (63) vs. Austin Peay (0), 8/30/14 Memphis (63) vs. SMU (0), 11/28/15
62	UCF (62) vs. Florida A&M (0), 8/29/19

# TEAM RECORDS

## MOST TOUCHDOWNS

### GAME

11	Memphis vs. Bowling Green, 9/24/16 Navy at SMU, 11/26/16
10	Louisville vs. Florida International, 9/21/13 East Carolina vs. North Carolina, 9/20/14 Memphis at UConn, 10/6/17 UCF vs. Austin Peay, 10/28/17 Memphis vs. East Carolina, 11/25/17 Houston vs. Texas Southern, 9/22/18

### SEASON

84	UCF, 2017
80	Memphis, 2018
79	Memphis, 2017
78	Houston, 2018
77	South Florida, 2016

## FIELD GOALS MADE

### GAME

6	Memphis vs. Penn State, 12/28/19
5	Houston at Temple, 9/7/13 Memphis at Houston, 10/12/13 South Florida vs. Temple, 9/21/17

### SEASON

25	Temple, 2016
24	East Carolina, 2019
23	Temple, 2015 Memphis, 2015 Memphis, 2019

## FIELD GOALS ATTEMPTED

### GAME

6	Houston at Temple, 9/7/13 UCF at East Carolina, 12/4/14 Memphis vs. Penn State, 12/28/19
---	--

### SEASON

32	Memphis, 2014
29	UCF, 2014 Temple, 2016 East Carolina, 2019
28	Temple, 2015 Memphis, 2015 Temple, 2017

## PAT KICKS MADE

### GAME

11	Memphis vs. Bowling Green, 9/24/16
----	------------------------------------

### SEASON

80	UCF, 2017
77	Memphis, 2017
76	Memphis, 2018
75	Houston, 2015 South Florida, 2016 Houston, 2018

## PAT KICKS ATTEMPTED

### GAME

11	Memphis vs. Bowling Green, 9/24/16 Navy at SMU, 11/26/16
----	---

### SEASON

81	UCF, 2017
79	Memphis, 2018
77	Memphis, 2017
76	South Florida, 2016 Houston, 2018

## RUSH DEFENSE

### FEWEST RUSHES ALLOWED

#### GAME

14	UConn vs. UCF, 10/10/15
15	South Florida vs. Illinois, 9/15/17
18	East Carolina vs. SMU, 10/4/14 Houston vs. Cincinnati, 11/7/15 Cincinnati vs. East Carolina, 11/28/15 Navy vs. Virginia, 12/28/17

#### SEASON

303	Temple, 2020
314	Houston, 2020
351	East Carolina, 2020
355	Cincinnati, 2020
358	Tulsa, 2020
400	UCF, 2013
406	Louisville, 2013

### FEWEST YARDS ALLOWED

#### GAME

-35	Tulane vs. UCF, 10/3/15
-8	SMU vs. UConn, 9/30/17
-4	South Florida vs. Temple, 9/21/17
-1	Houston at Tulsa, 11/23/19
0	Louisville vs. Florida International, 9/21/13

#### SEASON

1,049	Louisville, 2013
1,301	Tulsa, 2020
1,302	Houston, 2016
1,310	Rutgers, 2013
1,340	Houston, 2020

### FEWEST YARDS PER GAME

80.7	Louisville, 2013 (13 games, 1,049 yards)
100.2	Houston, 2016 (13 games, 1,302 yards)
100.8	Rutgers, 2013 (13 games, 1,310 yards)
104.3	UCF, 2014 (13 games, 1,356 yards)
104.5	Cincinnati, 2013 (13 games, 1,358 yards)

### FEWEST YARDS PER RUSH

#### GAME

-1.6	Tulane vs. UCF, 10/3/15 (22 att., -35 yards)
-0.2	SMU vs. UConn, 9/30/17 (36 att., -8 yards)
-0.1	South Florida vs. Temple, 9/21/17 (33 att., -4 yards)
-0.04	Houston at Tulsa, 11/23/19 (23 att., -1 yard)
0.0	Louisville vs. Florida International, 9/21/13 (34 att., 0 yards)

#### SEASON

2.6	Louisville, 2013 (406 att., 1,049 yards)
2.9	Houston, 2016 (447 att., 1,302 yards)
3.09	Rutgers, 2013 (423 att., 1,310 yards)
3.13	Cincinnati, 2020 (355 att., 1,111 yards)
3.16	UCF, 2014 (428 att., 1,356 yards)

### FEWEST FIRST DOWNS RUSHING ALLOWED

#### GAME

0	Louisville vs. Florida International, 9/21/13 Cincinnati at SMU, 10/27/18
1	Cincinnati at Miami (Ohio), 9/21/13 UConn vs. Boise State, 9/13/14 Navy vs. South Florida, 10/31/15 Houston vs. Florida State, 12/31/15 Tulane vs. Southern, 9/10/16 Houston at Cincinnati, 9/15/16 Houston at Texas State, 9/24/16 Cincinnati at Miami (Ohio), 9/8/18 Cincinnati vs. Alabama A&M, 9/15/18 UCF vs. Florida A&M, 8/29/19

#### SEASON

64	Cincinnati, 2018
70	Louisville, 2013
74	Houston, 2016
79	Rutgers, 2013 East Carolina, 2014

# TEAM RECORDS

## PASS DEFENSE

### FEWEST PASSES ALLOWED

GAME	
1	Navy vs. Army, 12/9/17 SMU at Navy, 11/11/17
2	Tulsa at Navy, 11/17/18 UCF vs. Navy, 11/10/18 Temple vs. Navy 12/12/20

SEASON	
170	Temple, 2020
230	Navy, 2020
238	Houston, 2020
270	South Florida, 2020
279	Tulsa, 2020

### FEWEST COMPLETIONS ALLOWED

GAME	
0	SMU at Navy, 11/11/17 Tulane vs. Army, 9/23/17 UCV vs. Navy, 11/10/18
1	Navy vs. Army, 12/9/17 Memphis vs. Navy, 10/14/17 SMU vs. Navy, 9/22/18 Tulsa at Navy, 11/17/18 South Florida at Navy, 10/19/19

SEASON	
96	Temple, 2020
140	Navy, 2020 Houston, 2020
164	South Florida, 2020
170	Tulsa, 2020

### LOWEST COMPLETION PERCENTAGE

GAME	
0.0	Tulane vs. Army, 9/23/17 (0 of 5) UCF vs. Navy, 11/10/18 (0 of 2)
12.5	Memphis vs. Navy, 10/14/17 (1 of 8)
15.8	Tulsa vs. Tulane, 10/22/16 (3 of 19)
22.2	SMU at Navy, 11/14/15 (2 of 9) Tulane at Navy, 10/26/19 (2 of 9)

SEASON	
48.8	Cincinnati, 2018 (197 of 404)
50.7	Louisville, 2013 (189 of 373)
51.5	Cincinnati, 2019 (233 of 452)
51.6	UCF, 2016 (223 of 432)
52.3	Tulane, 2018 (239 of 457)

### FEWEST YARDS ALLOWED

GAME	
0	SMU at Navy, 11/11/17 Tulane vs. Army, 9/23/17 UCF vs. Navy, 11/10/18
14	Temple at Navy, 10/13/18
15	Tulane vs. Georgia Tech, 9/6/14 Temple vs. Army, 9/2/16 Tulsa at Navy, 11/17/18

SEASON	
1,571	Temple, 2020
1,701	Tulsa, 2020
1,808	Navy, 2020
1,848	Houston, 2020
2,095	Tulsa, 2018

### FEWEST TOUCHDOWNS ALLOWED

SEASON	
3	Navy, 2020 Houston, 2020 Temple, 2020
6	Tulsa, 2020
7	SMU, 2020

## FEWEST FIRST DOWNS PASSING ALLOWED

GAME	
0	South Florida at Navy, 10/31/15 Navy at Tulane, 9/17/16 Temple at Tulane, 11/19/16 Tulane vs. Army, 9/23/17 SMU at Navy, 11/11/17 UCF vs. Navy, 11/10/18

SEASON	
60	Temple, 2020
75	Tulsa, 2020
79	Houston, 2020
80	Navy, 2020
93	Louisville, 2013 South Florida, 2019

## TOTAL DEFENSE

### FEWEST YARDS ALLOWED

GAME	
27	Louisville vs. Florida International, 9/21/13
73	Houston vs. Lamar, 9/10/16
85	South Florida vs. Temple, 9/21/17
87	Cincinnati at Miami (Ohio), 9/21/13
93	Temple vs. Delaware State, 9/20/14

SEASON	
3,002	Tulsa, 2020
3,031	Temple, 2020
3,188	Houston, 2020
3,246	Cincinnati, 2020
3,269	Louisville, 2013

### FEWEST YARDS PER GAME

251.5	Louisville, 2013 (13 games, 3,269 yards)
282.5	Temple, 2016 (14 games, 3,955 yards)
298.5	UCF, 2014 (13 games, 3,881 yards)
314.2	Navy, 2019 (13 games, 4,084 yards)
315.6	Cincinnati, 2013 (13 games, 4,103 yards)

## FEWEST FIRST DOWNS ALLOWED

GAME	
2	Louisville vs. Florida International, 9/21/13
4	Cincinnati at Miami (Ohio), 9/21/13 UCF vs. SMU, 11/22/14 Houston vs. Lamar, 9/10/16
5	Memphis at South Florida, 11/23/19

SEASON	
150	Temple, 2020
166	Houston, 2020
175	Tulsa, 2020
183	Louisville, 2013
194	Cincinnati, 2020

## MOST INTERCEPTIONS

GAME	
5	Houston at Rutgers, 10/26/13 Cincinnati at Purdue, 9/10/16 Cincinnati vs. South Florida, 10/2/20
4	15 Times Most Recent: Navy at Houston, 11/30/19

SEASON	
25	Houston, 2013
21	Houston, 2015
20	South Florida, 2017 UCF, 2017
19	Houston, 2014

# TEAM RECORDS

## FEWEST POINTS ALLOWED

### SEASON

158	Louisville, 2013
168	Cincinnati, 2020
194	Tulsa, 2020
210	Temple, 2014
224	Cincinnati, 2018

## FEWEST POINTS ALLOWED PER GAME

### SEASON

12.2	Louisville, 2013 (13 games, 158 points)
16.8	Cincinnati, 2020 (10 games, 168 points)
17.2	Cincinnati, 2018 (13 games, 224 points)
17.5	Temple, 2014 (12 games, 210 points)
18.4	Temple, 2016 (14 games, 258 points)

## SACKS

### GAME

11	Houston vs. Louisville, 11/17/16
10	Temple vs. Penn State, 9/5/15
	SMU at South Florida, 9/28/19
9	Temple vs. Massachusetts, 9/15/17
	East Carolina vs. Old Dominion, 9/29/18
	Temple at South Florida, 11/7/19

### SEASON

51	SMU, 2019
43	Louisville, 2013
41	Tulane, 2018
40	Temple, 2016
39	Houston, 2016
	Temple, 2017
	Temple, 2019

## TACKLES FOR LOSS

### GAME

17	UCF vs. Houston, 11/2/19 (14 solo, 6 assisted)
16	UCF at Florida Atlantic, 9/7/19 (12 solo, 8 assisted)
15	Louisville vs. Florida International, 9/21/13 (13 solo, 4 assisted)
	South Florida vs. Florida A&M, 9/5/15 (11 solo, 8 assisted)
	East Carolina vs. Old Dominion, 9/29/18 (11 solo, 8 assisted)
	Memphis vs. Cincinnati, 11/29/19 (14 solo, 2 assisted)

### SEASON

117	UCF, 2019
111	SMU, 2019
106	UCF, 2018
105	East Carolina, 2018
104	Memphis, 2018

## BLOCKED KICKS

### SEASON

7	Temple, 2015
6	Houston, 2019
5	Temple, 2014
	Temple, 2016
	South Florida, 2017
	Tulsa, 2017
	Temple, 2018
	Cincinnati, 2019

# YEAR-BY-YEAR LEADERS

## RUSHING

Year	Player, School	GP	Att.	Yards	TD	YPG
2013	Storm Johnson, UCF, Jr.	13	213	1139	14	87.6
2014	Marlon Mack, South Florida, Fr.	12	202	1041	9	86.8
2015	Marlon Mack, South Florida, So.	12	210	1381	8	115.1
2016	James Flanders, Tulsa, Sr.	13	258	1629	18	125.3
2017	D'Angelo Brewer, Tulsa, Sr.	11	288	1517	9	137.9
2018	Darrell Henderson, Memphis, Jr.	13	214	1909	22	146.8
2019	Malcolm Perry, Navy, Sr.	13	295	2017	21	155.2
2020	Ulysses Bentley IV, SMU, Fr.	10	170	913	11	91.3

## PASSING EFFICIENCY

Year	Player, School	GP	Att.	Cmp.	Pct.	INT	Yards	TD	Eff.
2013	Teddy Bridgewater, Louisville, Jr.	13	427	303	71.0	4	3970	31	171.1
2014	Gunner Kiel, Cincinnati, So.	13	390	233	59.7	13	3254	31	149.4
2015	Paxton Lynch, Memphis, Jr.	13	443	296	66.8	4	3778	28	157.5
2016	Quinton Flowers, South Florida, Jr.	13	331	207	62.5	7	2812	24	153.6
2017	McKenzie Milton, UCF, So.	13	395	265	67.1	9	4037	37	179.3
2018	D'Eriq King, Houston, Jr.	11	343	218	63.6	6	2981	36	167.7
2019	Brady White, Memphis, Jr.	14	420	269	64.0	11	4014	33	165.0
2020	Dillon Gabriel, UCF, So.	10	413	248	60.0	4	3570	32	156.3

## PASSING YARDS PER GAME

Year	Player, School	GP	Att.	Cmp.	Pct.	INT	Yards	TD	YPG
2013	Garrett Gilbert, SMU, Sr.	10	504	335	66.5	7	3528	21	352.8
2014	Shane Carden, East Carolina, Sr.	13	617	392	63.5	10	4736	30	364.3
2015	Dane Evans, Tulsa, Jr.	13	485	305	62.9	8	4332	25	333.2
2016	Greg Ward Jr., Houston, Sr.	12	469	319	68.0	13	3557	22	296.4
2017	Riley Ferguson, Memphis, Sr.	13	474	299	63.1	9	4257	38	327.5
2018	D'Eriq King, Houston, Jr.	11	343	218	63.6	6	2981	36	271.0
2019	Shane Buechele, SMU, Jr.	13	490	307	62.7	10	3929	34	302.2
2020	Dillon Gabriel, UCF, So.	10	413	248	60.0	4	3570	32	357.0

## RECEPTIONS PER GAME

Year	Player, School	GP	Rec.	Yards	TD	RPG
2013	Jeremy Johnson, SMU, Sr.	12	112	1112	6	9.3
2014	Justin Hardy, East Carolina, Sr.	12	121	1494	10	9.3
2015	Zay Jones, East Carolina, Jr.	12	98	1099	5	8.2
2016	Zay Jones, East Carolina, Sr.	12	158	1746	8	13.2
2017	Trey Quinn, SMU, Jr.	13	114	1236	13	8.8
2018	James Proche, SMU, Jr.	12	93	1199	12	7.8
2019	James Proche, SMU, Sr.	13	111	1225	15	8.5
2020	Marlon Williams, UCF, Sr.	8	71	1039	10	8.9

## RECEIVING YARDS PER GAME

Year	Player, School	GP	Rec.	Yards	TD	YPG
2013	Deontay Greenberry, Houston, So.	12	82	1202	11	100.2
2014	Justin Hardy, East Carolina, Sr.	13	121	1494	10	114.9
2015	Keyarris Garrett, Tulsa, Sr.	13	96	1588	8	122.2
2016	Zay Jones, East Carolina, Sr.	12	158	1746	8	145.5
2017	Anthony Miller, Memphis, Sr.	13	96	1462	18	112.5
2018	James Proche, SMU, Jr.	12	93	1199	12	99.9
2019	Gabriel Davis, UCF, Jr.	12	72	1241	12	103.4
2020	Marlon Williams, UCF, Sr.	8	71	1039	10	129.9

## TOTAL OFFENSE

Year	Player, School	GP	Rush	Pass	Yards	YPG
2013	Garrett Gilbert, SMU, Sr.	10	267	3528	3795	379.5
2014	Shane Carden, East Carolina, Sr.	13	76	4736	4812	370.2
2015	Dane Evans, Tulsa, Jr.	13	-9	4332	4323	332.5
2016	Greg Ward Jr., Houston, Sr.	12	518	3557	4075	339.6
2017	McKenzie Milton, UCF, So.	13	613	4037	4650	357.7
2018	D'Eriq King, Houston, Jr.	11	674	2981	3655	332.3
2019	Holton Ahlers, East Carolina, So.	12	359	3387	3746	312.2
2020	Dillon Gabriel, UCF, So.	10	169	3570	3739	373.9

## SCORING

Year	Player, School	GP	TD	PAT	FG	Points	PPG
2013	John Wallace, Louisville, So.	13	0	52	20	112	8.6
2014	Jake Elliott, Memphis, So.	13	0	21	57	120	9.2
2015	Keenan Reynolds, Navy, Sr.	13	24	0	0	144	11.1
2016	Will Worth, Navy, Sr.	12	25	0	0	150	12.5
2017	Zach Abey, Navy, Jr.	12	20	0	0	120	10.0
2018	Darrell Henderson, Memphis, Jr.	13	25	0	0	150	11.5
2019	Xavier Jones, SMU, Sr.	13	25	0	0	150	11.5
2020	Chris Nagggar, SMU, Sr.	10	0	43	17	94	9.4

# YEAR-BY-YEAR LEADERS

## ALL-PURPOSE YARDS

Year	Player, School	GP	Rush	Rec.	PR	KOR	Yards	YPG
2013	Rannell Hall, UCF, Jr.	13	121	886	0	689	1696	130.5
2014	Justin Hardy, East Carolina, Sr.	13	7	1494	95	0	1596	122.8
2015	Arkeel Newsome, UConn, So.	13	792	465	0	429	1686	129.7
2016	Zay Jones, East Carolina, Sr.	12	24	1746	0	0	1770	147.5
2017	Malcolm Perry, Navy, So.	12	1182	303	0	318	1803	150.2
2018	Darrell Henderson, Memphis, Jr.	13	1909	295	0	124	2328	179.1
2019	Malcolm Perry, Navy, Sr.	13	2017	0	0	0	2017	155.2
2020	Marlon Williams, UCF, Sr.	8	0	1039	6	0	1045	130.6

## PUNTING

Year	Player, School	GP	Att.	Yards	Avg.
2013	Tom Hornsey, Memphis, Sr.	12	62	2800	45.2
2014	Mattias Ciabatti, South Florida, Jr.	12	65	2888	44.4
2015	Spencer Smith, Memphis, So.	13	43	2024	47.1
2016	Spencer Smith, Memphis, Jr.	13	44	1988	45.2
2017	Austin Barnes, East Carolina, Sr.	11	50	2200	44.0
2018	James Smith, Cincinnati, So.	13	59	2750	46.6
2019	Dane Roy, Houston, Sr.	12	54	2531	46.9
2020	Ryan Wright, Tulane, Jr.	11	52	2352	45.2

## PUNT RETURNS

Year	Player, School	No.	Yards	TD	Avg.
2013	Keiwone Malone, Memphis, Jr.	25	159	0	6.4
2014	Keiwone Malone, Memphis, Jr.	34	261	0	7.7
2015	Sean Chandler, Temple, So.	17	206	0	12.1
2016	Chris Johnson, UCF, Fr.	26	168	0	6.5
2017	Tajee Fulwood, South Florida, Jr.	12	160	0	13.3
2018	Isaiah Wright, Temple, Jr.	13	249	2	13.1
2019	Otis Anderson, UCF, Jr.	13	277	1	13.2
2020	Marcus Jones, Houston, Jr.	7	337	1	19.8

## KICKOFF RETURNS

Year	Player, School	No.	Yards	TD	Avg.
2013	Demarcus Ayers, Houston, Fr.	37	1021	1	27.6
2014	Chris Dunkley, South Florida, Sr.	23	553	0	24.0
2015	Rodney Adams, South Florida, Jr.	16	466	1	29.1
2016	Tony Pollard, Memphis, Fr.	38	1068	2	28.1
2017	Tony Pollard, Memphis, So.	22	881	4	40.0
2018	Amare Jones, Tulane, Fr.	13	558	0	27.9
2019	CJ Sanders, SMU, Sr.	13	949	2	28.8
2020	Tre Tucker, Cincinnati, So.	13	389	1	29.9

## INTERCEPTIONS

Year	Player, School	GP	Int.	Yards	TD	IPG
2013	Bobby McCain, Memphis, Jr.	9	6	108	2	0.67
2014	Jacoby Glenn, UCF, So.	13	7	29	0	0.54
2015	Jamar Summrs, UConn, So.	13	8	102	1	0.62
2016	Horace Richardson, SMU, Sr.	12	6	215	2	0.50
	Mike Tyson, Cincinnati, So.	10	5	31	0	0.50
2017	Parry Nickerson, Tulane, Sr.	12	6	8	0	0.50
2018	Richie Grant, UCF, So.	13	6	40	0	0.46
2019	Ja'Von Hicks, Cincinnati, So.	14	5	107	0	0.36
2020	Zaven Collins, Tulsa, Jr.	8	4	152	2	0.50

## TACKLES

Year	Player, School	GP	Solo	Ast.	Total	TPG
2013	Tyler Matakevich, Temple, So.	12	99	38	137	11.4
2014	Zeek Bigger, East Carolina, Jr.	13	66	74	140	10.8
2015	Michael Mudoh, Tulsa, Sr.	13	76	59	135	10.4
2016	Eric Wilson, Cincinnati, Sr.	12	60	69	129	10.8
2017	Jayyin Minor, Cincinnati, Sr.	12	64	61	125	10.4
2018	Austin Robinson, Houston, Sr.	13	75	53	128	9.8
2019	Cooper Edmiston, Tulsa, Sr.	12	47	59	106	8.8
2020	Grant Stuard, Houston, Sr.	7	35	26	61	8.7

## TACKLES FOR LOSS

Year	Player, School	GP	Solo	Ast.	Total	Avg.
2013	Marcus Smith, Louisville, Sr.	13	17	1	17.5	1.35
2014	Tank Jakes, Memphis, Sr.	13	15	1	15.5	1.19
2015	Elandon Roberts, Houston, Sr.	14	17	4	19.0	1.36
2016	Ed Oliver, Houston, Fr.	13	20	6	230	1.77
2017	Genard Avery, Memphis, Sr.	13	19	6	22.0	1.69
2018	Nate Harvey, East Carolina, Sr.	12	23	5	25.5	2.12
2019	Quincy Roche, Temple, Jr.	13	18	2	19.0	1.46
2020	Dorian Williams, Tulane, So.	12	13	5	15.5	1.29

## SACKS

Year	Player, School	GP	Solo	Ast.	Total	Avg.
2013	Marcus Smith, Louisville, Sr.	13	14	1	14.5	1.12
2014	Terrell Hartsfield, Cincinnati, Sr.	13	8	2	9.0	0.69
2015	Steven Taylor, Houston, Jr.	14	9	2	10.0	0.71
2016	Shaquem Griffin, UCF, Jr.	13	10	3	11.5	0.88
2017	Justin Lawler, SMU, Sr.	13	8	3	9.5	0.73
2018	Nate Harvey, East Carolina, Sr.	12	14	1	14.5	1.21
2019	Quincy Roche, Temple, Jr.	13	12	2	13.0	1.00
2020	Patrick Johnson, Tulane, Sr.	11	10	0	10.0	0.91

## PASSES DEFENDED

Year	Player, School	GP	BrUp	INT	Total	Avg.
2013	Jacoby Glenn, UCF, Fr.	12	15	2	17	1.42
2014	Jacoby Glenn, UCF, So.	13	11	7	18	1.38
2015	William Jackson III, Houston, Sr.	13	23	5	28	2.15
2016	Shaquill Griffin, UCF, Sr.	13	15	4	19	1.46
2017	Deatrick Nichols, South Florida, Sr.	12	12	3	15	1.25
2018	Donnie Lewis, Tulane, Sr.	13	17	3	20	1.54
2019	Reggie Robinson II, Tulsa, Sr.	12	13	4	17	1.42
2020	Brandon Stephens, SMU, Sr.	10	10	1	11	1.10
	Coby Bryant, Cincinnati, Sr.	10	7	4	11	1.10

## FUMBLES FORCED

Year	Player, School	GP	No.	Avg.
2013	DeDe Lattimore, South Florida, Sr.	12	4	0.33
2014	Nigel Harris, South Florida, So.	11	6	0.55
2015	Folorunso Fatuksai, UConn, Jr.	12	4	0.33
2016	Jordan Wyatt, SMU, So.	12	4	0.33
2017	Jordan Wyatt, SMU, Jr.	11	3	0.27
2018	Sean Williams, Navy, Sr.	12	5	0.42
	Travis Gipson, Tulsa, Jr.	12	5	0.42
2019	Bryan Wright, Cincinnati, Sr.	14	4	0.29
2020	Tama Tuitele, Navy, So.	8	4	0.50
	Arnold Ebiketie, Temple, Jr.	6	3	0.50

## FUMBLES RECOVERED

Year	Player, School	GP	No.	Avg.
2013	Trevon Stewart, Houston, So.	13	6	0.46
2014	Jeff Luc, Cincinnati, Sr.	13	4	0.31
2015	T.J. Mutcherson, UCF, Jr.	9	3	0.33
2016	Sean Williams, Navy, So.	14	3	0.21
2017	D.J. Palmore, Navy, Sr.	13	3	0.23
2018	Chapelle Russell, Temple, Jr.	13	5	0.38
2019	Ja'Von Hicks, Cincinnati, So.	14	4	0.29
2020	Elijah Morris, East Carolina, Fr.	9	3	0.33
	Amir Tyler, Temple, Sr.	6	2	0.33

# YEAR-BY-YEAR LEADERS

## SCORING OFFENSE

Year	School	GP	Pts.	Avg.
2013	Louisville	13	457	35.2
2014	Memphis	13	471	36.2
2015	Houston	14	566	40.4
2016	South Florida	13	569	43.8
2017	UCF	13	627	48.2
2018	Houston	13	571	43.9
2019	UCF	13	564	43.4
2020	UCF	10	422	42.2

## RUSHING OFFENSE

Year	School	GP	Att.	Yards	YPG
2013	Cincinnati	13	517	2188	168.3
2014	Memphis	13	594	2476	190.5
2015	Navy	13	748	4247	326.7
2016	Navy	14	742	4342	310.1
2017	Navy	13	822	4568	351.4
2018	Memphis	14	615	3919	279.9
2019	Navy	13	773	4687	360.5
2020	Tulane	12	515	2592	216.0

## PASSING OFFENSE

Year	School	GP	Att.	Cmp.	Yards	YPG
2013	SMU	13	619	400	4097	341.4
2014	ECU	14	637	402	4835	371.9
2015	Cincinnati	13	547	341	4679	359.9
2016	ECU	12	554	350	4016	334.7
2017	Memphis	13	488	307	4355	335.0
2018	Houston	13	473	283	3840	295.4
2019	UCF	13	457	271	4117	316.7
2020	UCF	10	415	249	3574	357.4

## TOTAL OFFENSE

Year	School	GP	Plays	Yards	YPG
2013	Cincinnati	13	985	6137	472.1
2014	ECU	13	1070	6929	533.0
2015	Cincinnati	13	1059	6992	537.8
2016	Tulsa	13	1114	6851	527.0
2017	Memphis	13	941	6917	532.1
2018	Memphis	14	1028	7324	523.1
2019	UCF	13	2909	4117	540.5
2020	UCF	10	859	5681	568.1

## SCORING DEFENSE

Year	School	GP	Pts.	Avg.
2013	Louisville	13	158	12.2
2014	Temple	12	210	17.5
2015	UConn	13	253	19.5
2016	Temple	14	258	18.4
2017	South Florida	12	282	23.5
2018	Cincinnati	13	224	17.2
2019	Cincinnati	14	288	20.6
2020	Cincinnati	10	168	16.8

## RUSHING DEFENSE

Year	School	GP	Att.	Yards	YPG
2013	Louisville	13	406	1049	80.7
2014	UCF	13	428	1356	104.3
2015	Houston	14	480	1524	108.9
2016	Houston	13	447	1302	100.2
2017	South Florida	12	457	1523	126.9
2018	Cincinnati	13	436	1445	111.2
2019	Navy	13	434	1376	105.8
2020	Cincinnati	10	355	1111	111.1

## PASS EFFICIENCY DEFENSE

Year	School	GP	Att.	Cmp.	Int.	Yards	TD	Rating
2013	Louisville	13	373	189	16	2220	8	99.2
2014	Memphis	13	494	264	17	2964	14	106.3
2015	Temple	14	269	467	16	2923	13	112.5
2016	UCF	13	432	223	15	2610	16	107.6
2017	South Florida	12	435	230	20	2794	17	110.5
2018	Cincinnati	13	404	197	12	2477	19	109.8
2019	UCF	13	439	230	13	2593	17	108.9
2020	Cincinnati	10	355	189	16	2135	7	101.3

## TOTAL DEFENSE

Year	School	GP	Plays	Yards	YPG
2013	Louisville	13	779	3269	251.5
2014	UCF	13	869	3881	298.5
2015	Temple	14	936	4715	336.8
2016	Temple	14	852	3955	282.5
2017	South Florida	12	892	4317	359.8
2018	Cincinnati	13	840	3922	301.7
2019	Navy	13	778	4084	314.2
2020	Cincinnati	10	710	3246	324.6

# YEAR-BY-YEAR STANDINGS

## 2013

SCHOOL	AMERICAN							OVERALL							STREAK
	W-L	PCT	PF	PA	H	A	W-L	PCT	PF	PA	H	A	N		
UCF <sup>2012</sup>	8-0	1.000	263	169	4-0	4-0	12-1	.923	450	277	5-1	6-0	1-0	Won 9	
Louisville <sup>2015</sup>	7-1	.875	229	122	3-1	4-0	12-1	.923	457	158	6-1	5-0	1-0	Won 6	
Cincinnati <sup>rv</sup>	6-2	.750	261	173	3-1	3-1	9-4	.692	417	273	5-1	4-2	0-1	Lost 2	
Houston	5-3	.625	209	128	3-1	2-2	8-5	.615	431	283	4-2	3-2	1-1	Lost 1	
SMU	4-4	.500	237	239	2-2	2-2	5-7	.417	321	400	3-3	2-4	0-0	Lost 2	
Rutgers	3-5	.375	184	272	2-2	1-3	6-7	.462	345	387	5-2	1-4	0-1	Lost 1	
UConn	3-5	.375	175	233	2-2	1-3	3-9	.250	247	363	2-5	1-4	0-0	Won 3	
South Florida	2-6	.250	107	192	1-3	1-3	2-10	.167	165	343	1-6	1-4	0-0	Lost 6	
Memphis	1-7	.125	153	237	0-4	1-3	3-9	.250	234	295	2-5	1-4	0-0	Lost 3	
Temple	1-7	.125	207	260	0-4	1-3	2-10	.167	299	358	1-5	1-5	0-0	Won 1	

**Final BCS Standings:** 15 - UCF; 18 - Louisville

**Final Associated Press Top 25:** 10 - UCF; 15 - Louisville

**Final USA Today Top 25:** 12 - UCF; 15 - Louisville; rv - Cincinnati

**Bowl Appearances (2-3):** New Era Pinstripe Bowl (Notre Dame 29, Rutgers 16); Belk Bowl (North Carolina 39, Cincinnati 17); Russell Athletic Bowl (Louisville 36, Miami (Fla.) 9); Tostitos Fiesta Bowl (UCF 52, Baylor 42); BBVA Compass Bowl (Vanderbilt 41, Houston 24)

## 2014

SCHOOL	AMERICAN							OVERALL							STREAK
	W-L	PCT	PF	PA	H	A	W-L	PCT	PF	PA	H	A	N		
Memphis <sup>2015</sup>	7-1	.875	279	122	3-1	4-0	10-3	.769	471	253	5-1	4-2	1-0	Won 7	
UCF	7-1	.875	232	120	4-0	4-1	9-4	.692	365	249	6-0	3-2	0-2	Lost 1	
Cincinnati	7-1	.875	274	158	3-1	4-0	9-4	.692	442	354	5-1	4-2	0-1	Lost 1	
ECU	5-3	.625	273	206	3-1	2-2	8-4	.667	446	308	5-1	3-3	0-0	Lost 1	
Houston	5-3	.625	226	160	2-2	3-1	8-5	.615	387	268	4-3	3-2	1-0	Won 1	
Temple	4-4	.500	144	142	2-2	2-2	6-6	.500	277	210	3-3	3-3	0-0	Won 1	
South Florida	3-5	.375	126	193	1-3	2-2	4-8	.333	206	324	2-5	2-3	0-0	Lost 2	
Tulane	2-6	.250	117	205	1-3	1-3	3-9	.250	192	341	2-4	1-5	0-0	Lost 3	
Tulsa	2-6	.250	217	290	2-2	0-4	2-10	.167	296	471	2-4	0-6	0-0	Lost 3	
UConn	1-7	.125	115	234	1-3	0-4	2-10	.167	186	358	2-5	0-5	0-0	Lost 4	
SMU	1-7	.125	121	294	0-4	1-3	1-11	.083	133	496	0-6	1-5	0-0	Won 1	

**Final Associated Press Top 25:** 25 - Memphis

**Final USA Today Top 25:** 25 - Memphis

**Bowl Appearances (2-3):** Miami Beach Bowl (Memphis 55, Brigham Young 48 - 2ot); Bitcoin St. Petersburg Bowl (North Carolina State 34, UCF 27); Military Bowl (Virginia Tech 33, Cincinnati 27); Lockheed Martin Armed Forces Bowl (Houston 35, Pittsburgh 34); Birmingham Bowl (Florida 28, East Carolina 20)

## 2015

SCHOOL	AMERICAN							OVERALL							STREAK
	W-L	PCT	PF	PA	H	A	W-L	PCT	PF	PA	H	A	N		
Temple <sup>rv</sup>	7-1	.875	278	165	4-0	3-1	10-4	.714	417	281	5-1	5-2	0-1	Lost 2	
South Florida	6-2	.750	265	157	3-1	3-1	8-5	.615	437	298	5-1	3-3	0-1	Lost 1	
Cincinnati	4-4	.500	286	259	3-1	1-3	7-6	.538	440	405	5-1	2-4	0-1	Lost 1	
UConn	4-4	.500	152	166	2-2	2-2	6-7	.462	223	253	4-2	2-4	0-1	Lost 2	
ECU	3-5	.375	204	188	1-3	2-2	5-7	.417	329	312	3-3	2-4	0-0	Lost 1	
UCF	0-8	.000	117	359	0-4	0-4	0-12	.000	167	452	0-6	0-6	0-0	Lost 13	
<b>WEST</b>															
<b>SCHOOL</b>	<b>W-L</b>	<b>PCT</b>	<b>PF</b>	<b>PA</b>	<b>H</b>	<b>A</b>	<b>W-L</b>	<b>PCT</b>	<b>PF</b>	<b>PA</b>	<b>H</b>	<b>A</b>	<b>N</b>	<b>STREAK</b>	
Houston <sup>aa</sup>	7-1	.875	325	184	4-0	4-0	13-1	.929	566	290	8-0	4-1	1-0	Won 3	
Navy <sup>2015</sup>	7-1	.875	308	177	4-0	3-1	11-2	.846	478	284	7-0	3-2	1-0	Won 2	
Memphis <sup>rv</sup>	5-3	.625	313	229	3-1	2-2	9-4	.692	522	355	5-1	4-2	0-1	Lost 1	
Tulsa	3-5	.375	272	322	1-3	2-2	6-7	.462	483	518	3-3	3-3	0-1	Lost 1	
SMU	1-7	.125	199	375	1-3	0-4	2-10	.167	333	548	2-5	0-5	0-0	Lost 1	
Tulane	1-7	.125	147	295	1-3	0-4	3-9	.250	236	435	1-4	2-5	0-0	Lost 2	

**American Football Championship (Houston, Texas):** Houston 24, Temple 13

**Final College Football Playoff Rankings:** 18 - Houston; 21 - Navy; 24 - Temple

**Final Associated Press Top 25:** 8 - Houston; 18 - Navy; RV - Temple

**Final USA Today Top 25:** 8 - Houston; 18 - Navy; RV - Temple, Memphis

**Bowl Appearances (2-6):** Miami Beach Bowl (Western Kentucky 45, South Florida 35); Marmot Boca Raton Bowl (Toledo 32, Temple 17); Hawaii Bowl (San Diego State 42, Cincinnati 7); St. Petersburg Bowl (Marshall 16, UConn 10); Camping World Independence Bowl (Virginia Tech 55, Tulsa 52); Military Bowl (Navy 44, Pittsburgh 28); Birmingham Bowl (Auburn 31, Memphis 10); Chick-Fil-A Peach Bowl (Houston 38, Florida State 24)



# YEAR-BY-YEAR STANDINGS

## 2016

EAST SCHOOL	AMERICAN						OVERALL						STREAK	
	W-L	PCT	PF	PA	H	A	W-L	PCT	PF	PA	H	A		N
Temple <sup>no</sup>	7-1	.875	267	132	4-0	3-1	10-4	.714	453	258	6-1	4-2	0-1	Lost 1
South Florida <sup>no</sup>	7-1	.875	339	260	4-0	3-1	11-2	.846	569	411	6-1	4-1	1-0	Won 5
UCF	4-4	.500	232	194	2-2	2-2	6-7	.462	374	320	3-3	3-3	0-1	Lost 3
Cincinnati	1-7	.125	136	256	1-3	0-4	4-8	.333	232	323	3-4	1-4	0-0	Lost 5
East Carolina	1-7	.125	207	322	1-3	0-4	3-9	.250	324	433	3-3	0-6	0-0	Lost 4
UConn	1-7	.125	117	245	1-3	0-4	3-9	.250	178	337	3-4	0-5	0-0	Lost 6
WEST SCHOOL	W-L	PCT	PF	PA	H	A	W-L	PCT	PF	PA	H	A	N	STREAK
Navy <sup>no</sup>	7-1	.875	365	260	4-0	3-1	9-5	.643	531	434	5-1	3-2	1-2	Lost 3
Tulsa <sup>no</sup>	6-2	.750	343	258	4-0	2-2	10-3	.769	552	388	6-0	3-3	1-0	Won 3
Memphis	5-3	.625	291	249	2-2	3-1	8-5	.615	505	375	5-2	3-2	0-1	Lost 1
Houston <sup>no</sup>	5-3	.625	281	235	4-0	1-3	9-4	.692	466	305	6-0	2-3	1-0	Lost 2
SMU	3-5	.375	253	327	1-3	2-2	5-7	.417	332	435	2-4	3-3	0-0	Lost 2
Tulane	1-7	.125	148	241	0-4	1-3	4-8	.333	289	332	2-4	2-4	0-0	Won 1

**American Football Championship (Annapolis, Md.):** Temple 34, Navy 10

**Final College Football Playoff Rankings:** 24 - Temple; 25 - Navy

**Final Associated Press Top 25:** 19 - South Florida; RV - Tulsa, Temple, Houston, Navy

**Final USA Today Top 25:** 19 - South Florida; RV - Temple, Tulsa, Navy

**Bowl Appearances (2-5):** Las Vegas Bowl (San Diego State 34, Houston 10); AutoNation Cure Bowl (Arkansas State 31, UCF 13); Miami Beach Bowl (Tulsa 55, Central Michigan 10); Boca Raton Bowl (Western Kentucky 51, Memphis 31); Lockheed Martin Armed Forces Bowl (Louisiana Tech 48, Navy 45); Military Bowl (Wake Forest 34, Temple 26); Birmingham Bowl (South Florida 46, South Carolina 39 ot)

## 2017

EAST SCHOOL	AMERICAN						OVERALL						STREAK	
	W-L	PCT	PF	PA	H	A	W-L	PCT	PF	PA	H	A		N
UCF <sup>no</sup>	8-0	1.000	359	187	4-0	4-0	13-0	1.000	627	329	7-0	5-0	1-0	Won 13
South Florida <sup>no</sup>	6-2	.750	301	186	3-1	3-1	10-2	.833	459	282	5-1	4-1	1-0	Won 1
Temple	4-4	.500	209	218	1-3	3-1	7-6	.538	326	335	3-3	3-3	1-0	Won 2
Cincinnati	2-6	.250	169	277	1-3	1-3	4-8	.333	251	382	2-4	2-4	0-0	Won 1
East Carolina	2-6	.250	215	369	1-3	1-3	3-9	.250	299	540	2-5	1-4	0-0	Lost 1
UConn	2-6	.250	210	306	1-3	1-3	3-9	.250	283	455	2-4	1-4	0-1	Lost 5
WEST SCHOOL	W-L	PCT	PF	PA	H	A	W-L	PCT	PF	PA	H	A	N	STREAK
Memphis <sup>no</sup>	7-1	.875	388	234	4-0	3-1	10-3	.769	592	422	7-1	3-2	0-0	Lost 2
Houston	5-3	.625	231	207	3-1	2-2	7-5	.583	339	286	4-2	3-2	0-1	Lost 1
Navy	4-4	.500	227	233	3-1	1-3	7-6	.538	396	342	5-1	2-4	0-1	Won 1
SMU	4-4	.500	290	303	3-1	1-3	7-6	.538	492	477	6-1	1-4	0-1	Lost 1
Tulane	3-5	.375	242	240	2-2	1-3	5-7	.417	330	350	4-2	1-5	0-0	Lost 1
Tulsa	1-7	.125	198	279	1-3	0-4	2-10	.167	352	450	2-4	0-6	0-0	Lost 5

**American Football Championship (Orlando, Fla.):** UCF 62, Memphis 55 (2ot)

**Final College Football Playoff Rankings:** 12 - UCF; 20 - Memphis

**Final Associated Press Top 25:** 6 - UCF; 21 - South Florida, 25 - Memphis

**Final USA Today Top 25:** 7 - UCF; 21 - South Florida, 24 - Memphis

**Bowl Appearances (4-3):** Frisco Bowl (Louisiana Tech 51, SMU 10); Bad Boy Mowers Gasparilla Bowl (Temple 28, Florida International 3); Birmingham Bowl (South Florida 38, Texas Tech 34); Hawai'i Bowl (Fresno State 33, Houston 27); Military Bowl (Navy 49, Virginia 7); AutoZone Liberty Bowl (Iowa State 21, Memphis 20); Chick-fil-A Peach Bowl (UCF 34, Auburn 27)

# YEAR-BY-YEAR STANDINGS

## 2018

EAST SCHOOL	AMERICAN						OVERALL						STREAK	
	W-L	PCT	PF	PA	H	A	W-L	PCT	PF	PA	H	A		N
UCF <sup>2018</sup>	8-0	1.000	335	164	4-0	4-0	12-1	.923	562	295	8-0	4-0	0-1	Lost 1
Temple	7-1	.875	311	182	4-0	3-1	8-5	.615	454	352	4-2	4-2	0-1	Lost 1
Cincinnati <sup>2018</sup>	6-2	.750	275	139	4-0	2-2	11-2	.846	454	224	6-0	3-2	2-0	Won 2
South Florida	3-5	.375	184	265	2-2	1-3	7-6	.538	370	416	4-3	3-3	0-0	Lost 6
East Carolina	1-7	.125	169	308	1-3	0-4	3-9	.250	273	448	3-4	0-5	0-0	Lost 2
UCConn	0-8	.000	165	421	0-4	0-4	1-11	.083	266	605	1-5	0-6	0-0	Lost 9
WEST SCHOOL	W-L	PCT	PF	PA	H	A	W-L	PCT	PF	PA	H	A	N	STREAK
Memphis	5-3	.625	316	218	3-1	2-2	8-6	.571	601	447	6-1	2-4	0-1	Lost 2
Houston	5-3	.625	348	291	3-1	2-2	8-5	.615	571	483	5-1	3-3	0-1	Lost 2
Tulane	5-3	.625	219	214	3-1	2-2	7-6	.538	349	358	3-3	2-4	1-0	Won 2
SMU	4-4	.500	247	263	2-2	2-2	5-7	.375	365	423	3-3	2-4	0-0	Lost 2
Navy	2-6	.250	194	260	2-2	0-4	3-10	.231	325	436	3-2	0-6	0-2	Lost 2
Tulsa	2-6	.250	210	248	2-2	0-4	3-9	.250	289	355	3-3	0-6	0-0	Won 1

**American Football Championship (Orlando, Fla.):** UCF 56, Memphis 41

**Final College Football Playoff Rankings (8):** UCF

**Final Associated Press Top 25 (11):** UCF; 24 - Cincinnati

**Final USA Today Top 25 (12):** UCF; 23 - Cincinnati

**Bowl Appearances (2-5):** AutoNation Cure Bowl (Tulane 41, Louisiana 24); Bad Boy Mowers Gasparilla Bowl (Marshall 38, South Florida 20); Jared Birmingham Bowl (Wake Forest 37, Memphis 34); Lockheed Martin Armed Forces Bowl (Army 70, Houston 14); Walk-On's Independence Bowl (Duke 56, Temple 27); Military Bowl (Cincinnati 35, Virginia Tech 31); PlayStation Fiesta Bowl (LSU 40, UCF 32)

## 2019

EAST SCHOOL	AMERICAN						OVERALL						STREAK	
	W-L	PCT	PF	PA	H	A	W-L	PCT	PF	PA	H	A		N
Cincinnati <sup>2019</sup>	7-1	.875	242	170	4-0	3-1	11-3	.786	415	288	6-0	4-3	1-0	Won 1
UCF <sup>2019</sup>	6-2	.750	327	198	4-0	2-2	10-3	.769	564	299	6-0	3-3	1-0	Won 3
Temple	5-3	.625	207	213	3-1	2-2	8-5	.615	342	337	6-1	2-3	0-1	Lost 1
South Florida	2-6	.250	158	245	0-4	2-2	4-8	.333	250	347	2-5	2-3	0-0	Lost 4
East Carolina	1-7	.125	224	333	0-4	1-3	4-8	.333	321	404	2-4	2-4	0-0	Lost 1
UCConn	0-8	.000	121	361	0-4	0-4	2-10	.167	227	486	1-5	1-5	0-0	Lost 4
WEST SCHOOL	W-L	PCT	PF	PA	H	A	W-L	PCT	PF	PA	H	A	N	STREAK
Memphis <sup>2019</sup>	7-1	.875	334	220	4-0	3-1	12-2	.857	566	370	7-0	5-1	0-1	Lost 1
Navy <sup>2019</sup>	7-1	.875	333	182	4-0	3-1	11-2	.846	483	290	6-0	3-2	2-0	Won 4
SMU <sup>2019</sup>	6-2	.750	342	270	4-0	2-2	10-3	.769	544	414	6-0	4-2	0-1	Lost 1
Tulane	3-5	.375	252	252	3-1	0-4	7-6	.538	430	342	5-1	1-5	1-0	Won 1
Houston	2-6	.333	230	286	0-4	2-2	4-8	.333	368	408	1-4	3-3	0-1	Lost 1
Tulsa	2-6	.333	231	271	1-3	1-3	4-8	.333	317	376	2-4	2-4	0-0	Won 1

**American Football Championship (Memphis, Tenn.):** Memphis 29, Cincinnati 24

**Final College Football Playoff Rankings (3):** 17 - Memphis; 21 - Cincinnati; 23 - Navy

**Final Associated Press Top 25 (4):** 17 - Memphis; 20 - Navy; 21 - Cincinnati; 24 - UCF

**Final USA Today Top 25 (4):** 17 - Memphis; 20 - Navy; 21 - Cincinnati; 24 - UCF

**Bowl Appearances (4-3):** Cheribundi Boca Raton Bowl (Florida Atlantic 52, SMU 28); Bad Boy Mowers Gasparilla Bowl (UCF 48, Marshall 25); Military Bowl (North Carolina 55, Temple 13); Goodyear Cotton Bowl Classic (Penn State 53, Memphis 39); AutoZone Liberty Bowl (Navy 20, Kansas State 17); TicketSmarter Birmingham Bowl (Cincinnati 38, Boston College 6); Lockheed Martin Armed Forces Bowl (Tulane 30, Southern Miss 13)

# YEAR-BY-YEAR STANDINGS

## 2020

SCHOOL	W-L	PCT	AMERICAN				OVERALL						STREAK	
			PF	PA	H	A	W-L	PCT	PF	PA	H	A		N
Cincinnati <sup>B/B</sup>	6-0	1.000	248	90	4-0	2-0	9-1	.900	375	168	7-0	2-0	0-1	Lost 1
Tulsa <sup>rv/v</sup>	6-0	1.000	187	123	3-0	3-0	6-3	.667	244	194	3-0	3-2	0-1	Lost 2
Memphis <sup>rv/v</sup>	5-3	.625	223	259	4-0	1-3	8-3	.727	341	307	6-0	1-3	1-0	Won 2
UCF	5-3	.625	350	262	2-2	3-1	6-4	.600	422	332	2-2	4-1	0-1	Lost 1
SMU <sup>-rv</sup>	4-3	.571	240	243	2-1	2-2	7-3	.700	386	309	3-1	4-2	0-0	Lost 2
Houston	3-3	.500	200	185	2-1	1-2	3-5	.375	240	256	2-2	1-2	0-1	Lost 2
Navy	3-4	.429	156	193	1-3	2-1	3-7	.300	166	303	1-4	2-3	0-0	Lost 5
Tulane	3-5	.375	258	239	2-2	1-3	6-6	.500	416	337	3-2	3-3	0-1	Lost 1
East Carolina	3-5	.375	243	270	1-3	2-2	3-6	.333	272	319	1-3	2-3	0-0	Won 2
Temple	1-6	.143	139	260	1-2	0-4	1-6	.143	139	260	1-2	0-4	0-0	Lost 5
South Florida	0-7	.000	181	301	0-3	0-4	1-8	.111	208	359	1-3	0-5	0-0	Lost 8

**American Football Championship (Cincinnati, Ohio):** Cincinnati 27, Tulsa 24

**Final College Football Playoff Rankings (2):** 8 - Cincinnati; 24 - Tulsa

**Final Associated Press Top 25 (1):** 8 - Cincinnati

**Final USA Today Top 25 (1):** 8 - Cincinnati

**Bowl Appearances (1-5):** Famous Idaho Potato Bowl (Nevada 38, Tulane 27); Boca Raton Bowl (BYU 49, UCF 23); Montgomery Bowl (Memphis 25, Florida Atlantic 10); New Mexico Bowl (Hawaii 28, Houston 14); Armed Forces Bowl (Mississippi State 28, Tulsa 26); Chick-fil-A Peach Bowl (Georgia 24, Cincinnati 21)

# COACHING RECORDS

## ALL GAMES (by percentage)

Coach, Team	GP	W	L	PCT	YEARS
Tom Herman, Houston	26	22	4	.846	2015-16
Josh Heupel, UCF	36	28	8	.778	2018-20
Scott Frost, UCF	26	19	7	.731	2016-17
Mike Norvell, Memphis	53	38	15	.717	2016-19
Luke Fickell, Cincinnati	49	35	14	.714	2017-20
Ryan Silverfield, Memphis	12	8	4	.667	2019-20
Charlie Strong, Louisville, South Florida	50	33	17	.660	2013, 2017-19
George O'Leary, UCF	34	21	13	.618	2013-15
Tony Levine, Houston	26	16	10	.615	2013-14
Sonny Dykes, SMU	36	22	14	.611	2017-20
Geoff Collins, Temple	25	15	10	.600	2017-18
Justin Fuente, Memphis	37	22	15	.595	2013-15
Ken Niumatalolo, Navy	76	44	32	.579	2015-20
Major Applewhite, Houston	26	15	11	.577	2016-18
Tommy Tuberville, Cincinnati	51	29	22	.569	2013-16
Matt Rhule, Temple	51	28	23	.549	2013-16
Ruffin McNeill, East Carolina	25	13	12	.520	2014-15
Willie Taggart, South Florida	49	24	25	.490	2013-16
Willie Fritz, Tulane	62	29	33	.468	2016-20
Kyle Flood, Rutgers	13	6	7	.462	2013
Rod Carey, Temple	20	9	11	.450	2019-20
T.J. Weist, UConn, South Florida	9	4	5	.444	2013, 2016
Philip Montgomery, Tulsa	71	31	40	.437	2015-20
Chad Morris, SMU	36	14	22	.389	2015-17
June Jones, SMU	14	5	9	.357	2013-14
Dana Holgorsen, Houston	20	7	13	.350	2019-20
Mike Houston, East Carolina	21	7	14	.333	2019-20
Bob Diaco, UConn	37	11	26	.297	2014-16
Curtis Johnson, Tulane	24	6	18	.250	2014-15
Scottie Montgomery, East Carolina	36	9	27	.250	2016-18
Randy Edsall, UConn	36	6	30	.167	2017-19
Bill Blankenship, Tulsa	12	2	10	.167	2014
Jeff Scott, South Florida	9	1	8	.111	2020
Tom Mason, SMU	10	1	9	.100	2014
Darrell Dickey, Memphis	1	0	1	.000	2015
Ed Foley, Temple	2	0	2	.000	2016, 2018
Paul Pasqualoni, UConn	4	0	4	.000	2013
Danny Barrett, UCF	4	0	4	.000	2015

## ALL GAMES (by wins)

Coach, Team	GP	W	L	PCT	YEARS
Ken Niumatalolo, Navy	76	44	32	.579	2015-20
Mike Norvell, Memphis	53	38	15	.717	2016-19
Luke Fickell, Cincinnati	49	35	14	.714	2017-20
Charlie Strong, Louisville, South Florida	50	33	17	.660	2013, 2017-19
Philip Montgomery, Tulsa	71	31	40	.437	2015-20
Tommy Tuberville, Cincinnati	51	29	22	.569	2013-16
Willie Fritz, Tulane	62	29	33	.468	2016-20
Josh Heupel, UCF	36	28	8	.778	2018-20
Matt Rhule, Temple	51	28	23	.549	2013-16
Willie Taggart, South Florida	49	24	25	.490	2013-16
Tom Herman, Houston	26	22	4	.846	2015-16
Sonny Dykes, SMU	36	22	14	.611	2017-20
Justin Fuente, Memphis	37	22	15	.595	2013-15
George O'Leary, UCF	34	21	13	.618	2013-15
Scott Frost, UCF	26	19	7	.731	2016-17
Tony Levine, Houston	26	16	10	.615	2013-14
Geoff Collins, Temple	25	15	10	.600	2017-18
Major Applewhite, Houston	26	15	11	.577	2016-18
Sonny Dykes, SMU	36	14	22	.389	2015-17
Ruffin McNeill, East Carolina	25	13	12	.520	2014-15
Bob Diaco, UConn	37	11	26	.297	2014-16
Scottie Montgomery, East Carolina	36	9	27	.250	2016-18
Rod Carey, Temple	20	9	11	.450	2019-20
Ryan Silverfield, Memphis	12	8	4	.667	2019-20
Dana Holgorsen, Houston	20	7	13	.350	2019-20
Mike Houston, East Carolina	21	7	14	.333	2019-20
Kyle Flood, Rutgers	13	6	7	.462	2013
Curtis Johnson, Tulane	24	6	18	.250	2014-15
Randy Edsall, UConn	36	6	30	.167	2017-19
June Jones, SMU	14	5	9	.357	2013-14
T.J. Weist, UConn, South Florida	9	4	5	.444	2013, 2016
Bill Blankenship, Tulsa	12	2	10	.167	2014
Tom Mason, SMU	10	1	9	.100	2014
Jeff Scott, South Florida	9	1	8	.111	2020
Darrell Dickey, Memphis	1	0	1	.000	2015
Ed Foley, Temple	2	0	2	.000	2016, 2018
Paul Pasqualoni, UConn	4	0	4	.000	2013
Danny Barrett, UCF	4	0	4	.000	2015

## CONFERENCE GAMES (by percentage)

Coach, Team	GP	W	L	PCT	YEARS
Josh Heupel, UCF	24	19	5	.792	2018-20
Mike Norvell, Memphis	32	24	8	.750	2016-19
George O'Leary, UCF	20	15	5	.750	2013-15
Scott Frost, UCF	16	12	4	.750	2016-17
Tom Herman, Houston	16	12	4	.750	2015-16
Luke Fickell, Cincinnati	30	21	9	.700	2017-20
Geoff Collins, Temple	16	11	5	.688	2017-18
Ken Niumatalolo, Navy	47	30	17	.638	2015-20
Tony Levine, Houston	16	10	6	.625	2013-14
Major Applewhite, Houston	16	10	6	.625	2017-18
Ryan Silverfield, Memphis	8	5	3	.625	2020
Sonny Dykes, SMU	23	14	9	.609	2018-20
Matt Rhule, Temple	32	19	13	.594	2013-16
Charlie Strong, Louisville, South Florida	32	18	14	.563	2013, 2017-19
Tommy Tuberville, Cincinnati	32	18	14	.563	2013-16
Willie Taggart, South Florida	32	18	14	.563	2013-16
Justin Fuente, Memphis	24	13	11	.542	2013-15
Ruffin McNeill, East Carolina	16	8	8	.500	2014-15
June Jones, SMU	8	4	4	.500	2013
Philip Montgomery, Tulsa	46	20	26	.435	2015-20
Rod Carey, Temple	15	6	9	.400	2019-20
Willie Fritz, Tulane	40	15	25	.375	2016-20
Kyle Flood, Rutgers	8	3	5	.375	2013
T.J. Weist, UConn	8	3	5	.375	2013
Dana Holgorsen, Houston	14	5	9	.357	2019-20
Chad Morris, SMU	24	8	16	.333	2015-17
Bob Diaco, UConn	24	6	18	.250	2014-16
Mike Houston, East Carolina	16	4	12	.250	2019-20
Bill Blankenship, Tulsa	8	2	6	.250	2014
Curtis Johnson, Tulane	16	3	13	.188	2014-15
Scottie Montgomery, East Carolina	24	4	20	.167	2016-18
Tom Mason, SMU	8	1	7	.125	2014
Randy Edsall, UConn	24	2	22	.083	2017-19
Danny Barrett, UCF	4	0	4	.000	2015
Jeff Scott, South Florida	7	0	7	.000	2020

## CONFERENCE GAMES (by wins)

Coach, Team	GP	W	L	PCT	YEARS
Ken Niumatalolo, Navy	47	30	17	.638	2015-20
Mike Norvell, Memphis	32	24	8	.750	2016-19
Matt Rhule, Temple	32	19	13	.594	2013-16
Charlie Strong, Louisville, South Florida	32	18	14	.563	2013, 2017-19
Tommy Tuberville, Cincinnati	32	18	14	.563	2013-16
Willie Taggart, South Florida	32	18	14	.563	2013-16
George O'Leary, UCF	20	15	5	.750	2013-15
Luke Fickell, Cincinnati	30	21	9	.700	2017-20
Josh Heupel, UCF	24	19	5	.792	2018-20
Philip Montgomery, Tulsa	46	20	26	.435	2015-20
Justin Fuente, Memphis	24	13	11	.542	2013-15
Scott Frost, UCF	16	12	4	.750	2016-17
Tom Herman, Houston	16	12	4	.750	2015-16
Willie Fritz, Tulane	40	15	25	.375	2016-20
Geoff Collins, Temple	16	11	5	.688	2017-18
Tony Levine, Houston	16	10	6	.625	2013-14
Major Applewhite, Houston	16	10	6	.625	2017-18
Sonny Dykes, SMU	23	14	9	.609	2018-20
Ruffin McNeill, East Carolina	16	8	8	.500	2014-15
Chad Morris, SMU	24	8	16	.333	2015-17
Bob Diaco, UConn	24	6	18	.250	2014-16
Rod Carey, Temple	15	6	9	.400	2019-20
Ryan Silverfield, Memphis	8	5	3	.625	2020
June Jones, SMU	8	4	4	.500	2013
Scottie Montgomery, East Carolina	24	4	20	.167	2016-18
Kyle Flood, Rutgers	8	3	5	.375	2013
T.J. Weist, UConn	8	3	5	.375	2013
Curtis Johnson, Tulane	16	3	13	.188	2014-15
Bill Blankenship, Tulsa	8	2	6	.250	2014
Dana Holgorsen, Houston	14	5	9	.357	2019-20
Randy Edsall, UConn	24	2	22	.083	2017-19
Tom Mason, SMU	8	1	7	.125	2014
Mike Houston, East Carolina	16	4	12	.250	2019-20
Danny Barrett, UCF	4	0	4	.000	2015
Jeff Scott, South Florida	7	0	7	.000	2020

# HISTORY

## ANNUAL FOOTBALL CHAMPIONS

Year	Champion	American	Overall	Coach
2013	UCF	8-0	12-1	George O'Leary
2014	Memphis	7-1	10-3	Justin Fuente
	UCF	7-1	9-4	George O'Leary
	Cincinnati	7-1	9-4	Tommy Tuberville
2015	Houston	7-1	13-1	Tom Herman
2016	Temple	7-1	10-4	Matt Rhule
2017	UCF	8-0	13-0	Scott Frost
2018	UCF	8-0	12-1	Josh Heupel
2019	Memphis	7-1	12-2	Mike Norvell
2020	Cincinnati	6-0	9-1	Luke Fickell

## CHAMPIONSHIPS BY SCHOOL

School	Years Won
UCF (4)	2013, 2014, 2017, 2018
Cincinnati (2)	2014, 2020
Memphis (2)	2014, 2019
Houston (1)	2015
Temple (1)	2016

## CHAMPIONSHIP COACHES

Coach	School (Years Won)
George O'Leary	UCF (2013, 2014)
Tommy Tuberville	Cincinnati (2014)
Justin Fuente	Memphis (2014)
Tom Herman	Houston (2015)
Matt Rhule	Temple, (2016)
Scott Frost	UCF (2017)
Josh Heupel	UCF (2018)
Mike Norvell	Memphis (2019)
Luke Fickell	Cincinnati (2020)

## ALL-TIME CONFERENCE STANDINGS

(Regular season conference games against each other)

Team	GP	W-L	PCT.
UCF	64	46-18	.719
Memphis	64	42-22	.656
Navy	47	30-17	.638
Cincinnati	62	39-23	.629
Houston	62	38-24	.613
Temple	63	36-27	.571
South Florida	63	29-34	.460
SMU	63	27-36	.429
Tulsa	54	22-32	.344
Tulane	56	18-38	.321
East Carolina	56	16-40	.400
—			
Louisville	8	7-1	.875
Rutgers	8	3-5	.375
UConn	56	11-45	.196

## OVERALL WINNING STREAKS

No	School	Dates
25	UCF	Aug. 31, 2017-Dec. 1, 2018
15	Memphis	Oct. 25, 2014-Nov. 7, 2015
12	South Florida	Oct. 28, 2016-Oct. 21, 2017
11	Houston	Jan. 2, 2015-Nov. 21, 2015
10	Cincinnati	Jan. 2-Dec. 19, 2020

## OVERALL LOSING STREAKS

No	School	Dates
13	SMU	Nov. 29, 2013-Nov. 28, 2014
	UCF	Dec. 26, 2014-Nov. 26, 2015
9	UConn	Aug. 29, 2013-Nov. 16, 2013
	UConn	Spet. 22, 2018-Nov. 24, 2018
8	SMU	Sept. 18, 2015-Nov. 14, 2015
	South Florida	Oct. 27, 2018-Sept. 6, 2019
	South Florida	Sept. 19, 2020-present

## CONSECUTIVE CONFERENCE WINS

(Regular season games)

No	School	Dates
17	UCF	Sept. 30, 2017-Sept. 28, 2019
11	UCF	Oct. 5, 2013-Nov. 1, 2014
10	Memphis	Oct. 25, 2014-Nov. 7, 2015
8	South Florida	Oct. 28, 2016-Oct. 21, 2017
7	Cincinnati	Oct. 18, 2014-Sept. 12, 2015
	Navy	Sept. 19, 2015-Nov. 27, 2015
	Memphis	Oct. 6, 2017-Sept. 8, 2018
	Tulsa	Nov. 30, 2019-present

## CONSECUTIVE CONFERENCE LOSSES

(Regular season games)

No	School	Dates
19	UConn	Nov. 4, 2017-Nov. 30, 2019
13	Tulane	Oct. 10, 2015-Nov. 19, 2016
11	South Florida	Nov. 7, 2019-present
9	SMU	Nov. 29, 2013-Dec. 6, 2014
	Cincinnati	Oct. 29, 2016-Oct. 21, 2017

## HOME RECORDS

(all games)

Team	GP	W-L	PCT.
Memphis	54	43-11	.796
Cincinnati	50	39-11	.780
Navy	35	27-8	.771
UCF	49	37-12	.755
Houston	48	34-14	.708
Temple	44	28-16	.636
Tulsa	39	21-18	.538
Tulane	41	22-19	.537
SMU	46	25-21	.543
South Florida	50	26-24	.520
East Carolina	40	19-21	.475
—			
Louisville	7	6-1	.857
Rutgers	7	5-2	.714
UConn	45	15-30	.333

## Most Home Victories - Season

8	Houston	2015
	UCF	2018
7	Navy	2015
	UCF	2017
	Memphis	2019
	Cincinnati	2020

## ROAD RECORDS

(all games)

Team	GP	W-L	PCT.
UCF	42	27-15	.643
Houston	40	22-18	.550
Memphis	43	23-20	.535
Cincinnati	44	23-21	.523
Temple	46	22-24	.478
South Florida	41	18-23	.439
Navy	32	13-19	.406
SMU	46	17-29	.370
Tulsa	39	11-28	.282
Tulane	44	12-32	.273
East Carolina	39	10-29	.256
—			
Louisville	5	5-0	1.000
Rutgers	5	1-4	.200
UConn	37	5-32	.135

## Most Road Victories - Season

6	UCF	2013
---	-----	------

# HISTORY

## LARGEST HOME CROWDS

### AMERICAN ATHLETIC CONFERENCE TEAMS

69,280	10/31/15	Notre Dame at Temple	Lincoln Financial Field, Philadelphia, Pa.
69,178	9/5/15	Penn State at Temple	Lincoln Financial Field, Philadelphia, Pa.
63,712	9/24/16	Florida State at South Florida	Raymond James Stadium, Tampa, Fla.
60,241	10/17/15	Ole Miss at Memphis	Liberty Bowl Memorial Stadium, Memphis, Tenn.
59,506	11/2/19	SMU at Memphis *	Liberty Bowl Memorial Stadium, Memphis, Tenn.
57,626	11/23/18	UCF at South Florida *	Raymond James Stadium, Tampa, Fla.
57,266	12/30/17	Iowa State at Memphis	Liberty Bowl Memorial Stadium, Memphis, Tenn.
55,212	11/7/15	Navy at Memphis *	Liberty Bowl Memorial Stadium, Memphis, Tenn.
55,168	10/10/13	Rutgers at Louisville *	Papa John's Cardinal Stadium, Louisville, Ky.
53,647	9/7/13	Eastern Kentucky at Louisville	Papa John's Cardinal Stadium, Louisville, Ky.

## LARGEST CROWDS

### NONCONFERENCE AWAY GAMES

111,384	9/9/17	Cincinnati at Michigan	Michigan Stadium, Ann Arbor, Mich.
110,549	9/15/18	SMU at Michigan	Michigan Stadium, Ann Arbor, Mich.
109,295	9/10/16	UCF at Michigan	Michigan Stadium, Ann Arbor, Mich.
108,362	9/27/14	Cincinnati at Ohio State	Ohio Stadium, Columbus, Ohio
104,410	9/10/16	Tulsa at Ohio State	Ohio Stadium, Columbus, Ohio
104,089	9/7/19	Cincinnati at Ohio State	Ohio Stadium, Columbus, Ohio
103,336	9/22/18	Tulane at Ohio State	Ohio Stadium, Columbus, Ohio
100,420	9/17/16	Temple at Penn State	Beaver Stadium, State College, Pa.
92,855	9/14/13	UCF at Penn State	Beaver Stadium, State College, Pa.
90,563	9/8/18	Tulsa at Texas	Daryl K. Royal Stadium, Austin, Texas

## OVERTIME GAMES (24)

### Four Overtimes (1)

Tulane 41, Louisiana 39 9/24/16

### Three Overtimes (3)

Rutgers 55, SMU 52 10/5/13

Texas State 37, Tulsa 34 9/27/14

SMU 43, Tulsa 37 10/5/19

### Two Overtimes (6)

Tulsa 38, Tulane 31 8/28/14

Memphis 55, Brigham Young 48 12/22/14

Maryland 30, UCF 24 9/17/16

Tulsa 48, Fresno State 41 9/24/16

UCF 62, Memphis 55 12/2/17

Tulsa 30, Tulane 24 11/19/20

### One Overtime (14)

Fresno State 52, Rutgers 51 8/29/13

Louisville 31, Cincinnati 24 12/5/13

UCF 31, Brigham Young 24 10/9/14

Tulsa 47, Florida Atlantic 44 9/5/15

Tulsa 43, SMU 40 10/7/16

Tulsa 40, Cincinnati 37 11/25/16

SMU 31, Cincinnati 28 10/21/17

Army 31, Temple 28 10/21/17

Tulane 31, East Carolina 24 11/11/17

Wake Forest 23, Tulane 17 8/30/18

SMU 31, Navy 30 9/22/18

Temple 24, Cincinnati 17 10/20/18

Cincinnati 26, SMU 20 10/27/18

SMU 37, Tulane 34 10/16/20

## YEAR-BY-YEAR OVERALL ATTENDANCE

YEAR	GP	ATTEND.	AVG.
2013	65	2,191,285	33,712
2014	69	2,014,334	29,913
2015	76	2,419,994	31,842
2016	77	2,434,050	31,611
2017	78	2,227,680	28,560
2018	75	2,167,657	28,902
2019	74	2,182,703	29,496
2020	49	216,555	4,419

## YEAR-BY-YEAR ATTENDANCE

### AVERAGE LEADERS

YEAR	SCHOOL	G	TOTAL	AVG.
2013	Louisville	7	370,396	52,914
2014	ECU	6	268,713	44,786
2015	Temple	6	264,951	44,158
2016	ECU	6	264,680	44,113
2017	UCF	7	257,924	36,846
2018	UCF	8	352,148	44,018
2019	UCF	6	262,728	43,788
2020	UCF	4	37,458	9,364

# CHAMPIONSHIP RESULTS

2015



HOUSTON 24, TEMPLE 13

TDECU Stadium  
Houston, Texas  
Dec. 5, 2015

Score by Quarters	1	2	3	4	Score
Temple (10-3)	3	7	3	13	13
Houston (12-1)	7	10	7	0	24

**Scoring Summary:**

1st 10:05 HOU WEBB, Javin 1 yd run (CUMMINGS, Ty kick), 10-36 2:55, TEM 0 - HOU 7  
 2nd 13:28 HOU CUMMINGS, Ty 24 yd field goal, 9-42 2:59, TEM 0 - HOU 10  
 05:32 HOU WARD Jr., Greg 47 yd run (CUMMINGS, Ty kick), 5-71 1:59, TEM 0 - HOU 17  
 01:46 TEM JONES, Austin 40 yd field goal, 9-51 3:46, TEM 3 - HOU 17  
 3rd 06:40 HOU WARD Jr., Greg 10 yd run (CUMMINGS, Ty kick), 7-71 3:38, TEM 3 - HOU 24  
 02:26 TEM ANDERSON, Robby 13 yd pass from WALKER, P.J. (JONES, Austin kick), 10-75 4:14, TEM 10 - HOU 24  
 4th 11:29 TEM JONES, Austin 39 yd field goal, 10-29 4:47, TEM 17 - HOU 24

**TEMPLE HOUSTON**

FIRST DOWNS	19	16
RUSHES-YARDS (NET)	27-98	40-233
PASSING YDS (NET)	287	106
Passes Att-Comp-Int	44-26-1	22-12-0
TOTAL OFFENSE PLAYS-YARDS	71-385	62-339
Fumble Returns-Yards	0-0	0-0
Punt Returns-Yards	2-4	2-5
Kickoff Returns-Yards	4-80	4-59
Interception Returns-Yards	0-0	1-8
Punts (Number-Avg)	3-33.0	6-36.5
Fumbles-Lost	1-1	0-0
Penalties-Yards	2-15	5-40
Possession Time	32:58	26:01
Third-Down Conversions	5 of 14	5 of 14
Fourth-Down Conversions	1 of 4	2 of 2
Red-Zone Scores-Chances	1-1	3-3
Sacks By: Number-Yards	0-0	1-4

RUSHING: Temple-THOMAS, Jahad 19-69; WALKER, P.J. 5-26; HOOD, David 2-6; Team 1-minus 3. Houston-WARD Jr., Greg 17-148; WILSON, Brandon 11-70; WEBB, Javin 10-21; Team 2-minus 6.

PASSING: Temple-WALKER, P.J. 26-44-1-287. Houston-WARD Jr., Greg 11-21-0-88; BONNER, Linell 1-1-0-18.

RECEIVING: Temple-ANDERSON, Robby 12-150; DELOATCH, Romond 4-36; MAJOR, Saledeem 2-31; SHIPPEN, Brandon 2-28; JENNINGS, Adonis 2-15; BRYANT, Ventell 1-14; THOMAS, Jahad 1-6; HOOD, David 1-5; PATTON, Kip 1-2. Houston-ALLEN, Chance 3-35; WILSON, Brandon 3-22; McCLOSKEY, Tyler 2-25; LEDAY, John 2-13; DUNBAR, Steven 1-12; WEBB, Javin 1-minus 1.

INTERCEPTIONS: Temple-None. Houston-BOWSER, Tyus 1-8.

FUMBLES: Temple-ANDERSON, Robby 1-1. Houston-None.

Attendance: 35721

Most Outstanding Player: Greg Ward Jr., QB, Houston

2016



TEMPLE 34, NAVY 10

Navy-Marine Corps Memorial Stadium  
Annapolis, Md.  
Dec. 3, 2017

Score by Quarters	1	2	3	4	Score
Temple (10-3)	14	10	0	10	34
Navy (9-3)	0	3	7	0	10

**Scoring Summary:**

1st 09:43 TEM THOMAS, Jahad 15 yd run (BOUMERHI, Aaron kick), 12-75 5:17, TEM 7 - NAVY 0  
 03:01 TEM BRYANT, Ventell 22 yd pass from WALKER, Phillip (BOUMERHI, Aaron kick), 6-59 3:17, TEM 14 - NAVY 0  
 2nd 13:44 TEM KIRKWOOD, Keith 56 yd pass from WALKER, Phillip (BOUMERHI, Aaron kick), 5-70 2:07, TEM 21 - NAVY 0  
 05:12 NAVY MOEHRING, Bennett 23 yd field goal, 10-68 5:45, TEM 21 - NAVY 3  
 00:22 TEM BOUMERHI, Aaron 48 yd field goal, 5-20 0:29, TEM 24 - NAVY 3  
 3rd 02:18 NAVY ABEY, Zach 1 yd run (MOEHRING, Bennett kick), 7-64 3:03, TEM 24 - NAVY 10  
 4th 10:17 TEM BOUMERHI, Aaron 42 yd field goal, 12-40 7:01, TEM 27 - NAVY 10  
 03:04 TEM ARMSTEAD, Ryquell 30 yd run (BOUMERHI, Aaron kick), 2-34 0:48, TEM 34 - NAVY 10

**TEMPLE NAVY**

FIRST DOWNS	18	13
RUSHES-YARDS (NET)	36-189	44-168
PASSING YDS (NET)	199	138
Passes Att-Comp-Int	25-16-0	15-8-2
TOTAL OFFENSE PLAYS-YARDS	61-388	59-306
Fumble Returns-Yards	0-0	0-0
Punt Returns-Yards	0-0	1-0
Kickoff Returns-Yards	1-14	4-53
Interception Returns-Yards	2-13	0-0
Punts (Number-Avg)	4-42.0	3-47.3
Fumbles-Lost	0-0	1-1
Penalties-Yards	4-30	0-0
Possession Time	30:38	29:22
Third-Down Conversions	7 of 15	6 of 14
Fourth-Down Conversions	1 of 1	1 of 4
Red-Zone Scores-Chances	1-1	2-2
Sacks By: Number-Yards	3-11	1-10

RUSHING: Temple-ARMSTEAD, Ryquell 10-76; THOMAS, Jahad 19-62; JENNINGS, Adonis 3-33; SHARGA, Nick 2-30; TEAM 1-minus 2; WALKER, Phillip 1-minus 10. Navy-ABEY, Zach 14-70; WHITE, Shawn 9-24; CASS Jr, Calvin 3-19; GULLEY, Toneo 2-18; WORTH, Will 6-17; HIGH, Chris 3-10; SWAIN, Myles 3-8; ROMINE, Dishan 1-4; WALKER, Tre 2-3; BONNER, Darryl 1-minus 5.

PASSING: Temple-WALKER, Phillip 16-25-0-199. Navy-ABEY, Zach 7-13-2-104; WORTH, Will 1-2-0-34.

RECEIVING: Temple-KIRKWOOD, Keith 5-98; BRYANT, Ventell 5-47; THOMAS, Jahad 2-24; WRIGHT, Isaiah 2-7; ARMSTEAD, Ryquell 1-19; JENNINGS, Adonis 1-4. Navy-TILLMAN, Jamir 3-49; CASS Jr, Calvin 3-38; ROMINE, Dishan 1-34; COLON, Brandon 1-17.

INTERCEPTIONS: Temple-HAIRSTON, Nate 1-8; REDDICK, Haason 1-5. Navy-None.

FUMBLES: Temple-None. Navy-BONNER, Darryl 1-1.

Attendance: 22815

Most Outstanding Player: Phillip Walker, QB, Temple

2017



UCF 62, MEMPHIS 55

Spectrum Stadium  
Orlando, Fla.  
Dec. 2, 2017

Score by Quarters	1	2	3	4	OT1	OT2	Score
Memphis (10-2)	7	24	3	14	7	0	55
UCF (12-0)	17	7	21	3	7	7	62

**Scoring Summary:**

1st 11:19 UCF SNELSON, Dredrick 24 yd pass from MILTON, McKenzie (WRIGHT, Matthew kick), 5-55 1:48, MEM 0 - UCF 7  
 06:56 UCF WRIGHT, Matthew 31 yd field goal, 6-80 2:24, MEM 0 - UCF 10  
 02:57 MEM TAYLOR, Patrick 3 yd run (PATTERSON, R. kick), 9-75 3:59, MEM 7 - UCF 10  
 01:32 UCF AKINS, Jordan 48 yd pass from MILTON, McKenzie (WRIGHT, Matthew kick), 4-73 1:25, MEM 7 - UCF 17  
 2nd 14:27 MEM POLLARD, Tony 13 yd pass from FERGUSON, Riley (PATTERSON, R. kick), 6-89 2:05, MEM 14 - UCF 17  
 13:06 UCF SMITH, Tre'Quan 50 yd pass from MILTON, McKenzie (WRIGHT, Matthew kick), 4-76 1:21, MEM 14 - UCF 24  
 08:52 MEM HENDERSON, D. 30 yd run (PATTERSON, R. kick), 2-31 0:30, MEM 21 - UCF 24  
 04:13 MEM MILLER, Anthony 68 yd pass from FERGUSON, Riley (PATTERSON, R. kick), 5-97 1:57, MEM 28 - UCF 24  
 00:00 MEM PATTERSON, R. 27 yd field goal, 8-66 1:50, MEM 31 - UCF 24  
 3rd 13:06 UCF MILTON, McKenzie 16 yd run (WRIGHT, Matthew kick), 6-46 1:54, MEM 31 - UCF 31  
 10:21 MEM PATTERSON, R. 22 yd field goal, 9-74 2:45, MEM 34 - UCF 31  
 07:15 UCF SMITH, Tre'Quan 34 yd pass from MILTON, McKenzie (WRIGHT, Matthew kick), 7-65 3:06, MEM 34 - UCF 38  
 02:29 UCF SNELSON, Dredrick 28 yd pass from MILTON, McKenzie (WRIGHT, Matthew kick), 4-85 1:33, MEM 34 - UCF 45  
 4th 09:51 UCF WRIGHT, Matthew 31 yd field goal, 10-57 3:43, MEM 34 - UCF 48  
 09:02 MEM POLLARD, Tony 66 yd run (PATTERSON, R. kick), 2-70 0:49, MEM 41 - UCF 48  
 04:13 MEM MILLER, Anthony 10 yd pass from FERGUSON, Riley (PATTERSON, R. kick), 7-68 2:38, MEM 48 - UCF 48  
 OT 15:00 MEM MILLER, Anthony 15 yd pass from FERGUSON, Riley (PATTERSON, R. kick), 2-25 0:00, MEM 55 - UCF 48  
 15:00 UCF KILLINS, JR., Adrian 2 yd run (WRIGHT, Matthew kick), 4-25 0:00, MEM 55 - UCF 55  
 15:00 UCF ANDERSON, Otis 1 yd run (WRIGHT, Matthew kick), 3-25 0:00, MEM 55 - UCF 62

**MEMPHIS UCF**

FIRST DOWNS	32	32
RUSHES-YARDS (NET)	45-282	39-232
PASSING YDS (NET)	471	494
Passes Att-Comp-Int	44-30-1	40-28-3
TOTAL OFFENSE PLAYS-YARDS	89-753	79-726
Fumble Returns-Yards	0-0	0-0
Punt Returns-Yards	0-0	0-0
Kickoff Returns-Yards	9-147	7-99
Interception Returns-Yards	3-27	1-0
Punts (Number-Avg)	3-48.0	2-28.0
Fumbles-Lost	1-1	1-1
Penalties-Yards	14-127	8-68
Possession Time	33:29	26:31
Third-Down Conversions	6 of 14	8 of 13
Fourth-Down Conversions	1 of 1	1 of 1
Red-Zone Scores-Chances	6-8	5-7
Sacks By: Number-Yards	1-1	4-33

RUSHING: Memphis-HENDERSON, D. 15-109; TAYLOR, Patrick 19-107; POLLARD, Tony 3-71; FERGUSON, Riley 8-minus 5. UCF-ANDERSON, Otis 15-113; MILTON, McKenzie 11-68; KILLINS, JR., Adrian 13-51.

PASSING: Memphis-FERGUSON, Riley 30-42-1-471; MILLER, Anthony 0-2-0-0. UCF-MILTON, McKenzie 28-40-3-494.

RECEIVING: Memphis-MILLER, Anthony 14-195; POLLARD, Tony 6-72; DYKES, Sean 3-161; HENDERSON, D. 3-14; TAYLOR, Patrick 3-11; COXIE, Damonte 1-18. UCF-SNELSON, Dredrick 9-145; SMITH, Tre'Quan 6-161; AKINS, Jordan 4-66; WILLIAMS, Marlon 3-46; ANDERSON, Otis 3-18; COLUMBIALE, Michael 1-32; STEWART, Cam 1-24; DAVIS, Gabriel 1-2.

INTERCEPTIONS: Memphis-CARTER, T.J. 1-25; WINDHAM, Tito 1-2; COOK, Jonathan 1-0. UCF-NEAL, Tre 1-0.

FUMBLES: Memphis-HENDERSON, D. 1-1. UCF-SNELSON, Dredrick 1-1

Attendance: 41433

Most Outstanding Player: McKenzie Milton, QB, UCF

# CHAMPIONSHIP RESULTS

2018



## UCF 56, MEMPHIS 41

Spectrum Stadium  
Orlando, Fla.  
Dec. 1, 2018

Score by Quarters	1	2	3	4	Score
Memphis (8-5)	24	14	3	0	41
UCF (12-0)	7	14	14	21	56

### Scoring Summary:

1st	13:13	MEM	HENDERSON, Darrell 62 yd run (PATTERSON, Riley kick), 4-77 1:47, MEM 7 - UCF 0
	11:55	MEM	HENDERSON, Darrell 12 yd run (PATTERSON, Riley kick), 2-27 0:29, MEM 14 - UCF 0
	09:48	UCF	MCCRAE, Greg 14 yd run (WRIGHT, Matthew kick), 7-65 2:07, MEM 14 - UCF 7
	08:22	MEM	TAYLOR, Patrick 70 yd run (PATTERSON, Riley kick), 3-76 1:26, MEM 21 - UCF 7
	01:30	MEM	PATTERSON, Riley 36 yd field goal, 11-32 4:58, MEM 24 - UCF 7
2nd	11:52	UCF	COLUBIALE, Michael 0 yd fumble recovery (WRIGHT, Matthew kick), 13-78 4:38, MEM 24 - UCF 14
	11:24	MEM	HENDERSON, Darrell 82 yd run (PATTERSON, Riley kick), 2-81 0:28, MEM 31 - UCF 14
	02:41	UCF	HESCOCK, Jake 4 yd pass from MACK, JR., Darriel (WRIGHT, Matthew kick), 4-94 1:04, MEM 31 - UCF 21
	00:21	MEM	DYKES, Sean 4 yd pass from HENDERSON, Darrell (PATTERSON, Riley kick), 5-31 1:29, MEM 38 - UCF 21
3rd	12:21	UCF	ANDERSON, Otis 54 yd pass from MACK, JR., Darriel (WRIGHT, Matthew kick), 7-79 2:39, MEM 38 - UCF 28
	06:55	UCF	MACK, JR., Darriel 4 yd run (WRIGHT, Matthew kick), 8-45 3:24, MEM 38 - UCF 35
	02:13	MEM	PATTERSON, Riley 19 yd field goal, 11-78 4:42, MEM 41 - UCF 35
4th	14:28	UCF	MACK, JR., Darriel 2 yd run (WRIGHT, Matthew kick), 8-76 2:45, MEM 41 - UCF 42
	06:37	UCF	MACK, JR., Darriel 2 yd run (WRIGHT, Matthew kick), 8-71 2:49, MEM 41 - UCF 49
	02:29	UCF	MACK, JR., Darriel 5 yd run (WRIGHT, Matthew kick), 8-82 2:37, MEM 41 - UCF 56

	MEMPHIS	UCF
FIRST DOWNS	23	34
RUSHES-YARDS (NET)	45-401	62-350
PASSING YDS (NET)	182	348
Passes Att-Comp-Int	30-18-1	28-19-0
TOTAL OFFENSE PLAYS-YARDS	75-583	90-698
Fumble Returns-Yards	0-0	0-0
Punt Returns-Yards	0-0	2-42
Kickoff Returns-Yards	7-152	3-63
Interception Returns-Yards	0-0	1-0
Punts (Number-Avg)	5-46.4	1-45.0
Fumbles-Lost	0-0	4-3
Penalties-Yards	10-79	5-44
Possession Time	31:12	28:48
Third-Down Conversions	6 of 15	8 of 13
Fourth-Down Conversions	0 of 1	1 of 2
Red-Zone Scores-Chances	4-5	7-8
Sacks By: Number-Yards	1-3	2-13

RUSHING: Memphis-HENDERSON, Darrell 16-210; TAYLOR, Patrick 15-118; POLLARD, Tony 6-45; WHITE, Brady 8-28. UCF-MCCRAE, Greg 24-206; KILLINS, JR., Adrian 11-60; MACK, JR., Darriel 18-59; ANDERSON, Otis 5-16; MCGOWAN, Taj 2-7; SNELSON, Dredrick 1-4; Team 1-minus 2; COLUBIALE, Michael 0-0.

PASSING: Memphis-WHITE, Brady 17-29-1-178; HENDERSON, Darrell 1-1-0-4. UCF-MACK, JR., Darriel 19-27-0-348; Team 0-1-0-0.

RECEIVING: Memphis-TAYLOR, Patrick 4-23; COXIE, Demonte 3-42; DYKES, Sean 3-29; MAGNIFICO, Joey 2-54; SLADE, Mechane 2-19; HENDERSON, Darrell 2-9; POLLARD, Tony 2-6. UCF-DAVIS, Gabriel 6-101; SNELSON, Dredrick 4-120; NIXON, Tre 3-32; MCCRAE, Greg 3-30; ANDERSON, Otis 1-54; WILLIAMS, Marlon 1-7; HESCOCK, Jake 1-4.

INTERCEPTIONS: Memphis-None. UCF-GRANT, Richie 1-0.

FUMBLES: Memphis-None. UCF-MACK, JR., Darriel 3-2; ANDERSON, Otis 1-1.

Attendance: 45176

Most Outstanding Player: Darriel Mack Jr., QB, UCF

2019



## MEMPHIS 29, CINCINNATI 24

Liberty Bowl Memorial Stadium  
Memphis, Tenn.  
Dec. 7, 2019

Score by Quarters	1	2	3	4	Score
Cincinnati (10-3)	7	7	7	3	24
Memphis (12-1)	10	0	10	9	29

### Scoring Summary:

1st	12:27	CIN	WARREN, Michael 6 yd run (CROSA, Sam kick), 6-30 2:33, CIN 7 - MEM 0
	08:21	MEM	PATTERSON, Riley 29 yd field goal, 12-64 3:59, CIN 7 - MEM 3
	02:36	MEM	GIBSON, Antonio 65 yd run (PATTERSON, Riley kick), 7-97 2:29, CIN 7 - MEM 10
2nd	02:37	CIN	RIDDER, Desmond 15 yd run (CROSA, Sam kick), 7-80 2:09, CIN 14 - MEM 10
3rd	11:59	MEM	WHITE, Brady 1 yd run (PATTERSON, Riley kick), 7-75 2:56, CIN 14 - MEM 17
	07:21	CIN	WARREN, Michael 3 yd run (CROSA, Sam kick), 9-75 4:38, CIN 21 - MEM 17
	03:54	MEM	PATTERSON, Riley 52 yd field goal, 10-41 3:27, CIN 21 - MEM 20
4th	14:47	MEM	PATTERSON, Riley 50 yd field goal, 11-31 3:54, CIN 21 - MEM 23
	04:23	CIN	CROSA, Sam 33 yd field goal, 13-54 6:27, CIN 24 - MEM 23
	01:14	MEM	GIBSON, Antonio 6 yd pass from WHITE, Brady (WHITE, Brady pass failed), 10-75 3:09, CIN 24 - MEM 29

	CINCINNATI	MEMPHIS
FIRST DOWNS	21	25
RUSHES-YARDS (NET)	39-221	45-194
PASSING YDS (NET)	233	253
Passes Att-Comp-Int	37-16-1	40-18-1
TOTAL OFFENSE PLAYS-YARDS	76-454	85-447
Fumble Returns-Yards	0-0	0-0
Punt Returns-Yards	3-15	1-0
Kickoff Returns-Yards	2-41	3-72
Interception Returns-Yards	1-0	1-0
Punts (Number-Avg)	6-39.5	6-42.0
Fumbles-Lost	2-1	1-0
Penalties-Yards	11-70	4-40
Possession Time	28:58	31:02
Third-Down Conversions	7 of 17	7 of 18
Fourth-Down Conversions	1 of 2	0 of 1
Red-Zone Scores-Chances	4-4	3-3
Sacks By: Number-Yards	2-19	1-2

RUSHING: Cincinnati-RIDDER, Desmond 11-113; WARREN, Michael 23-99; DOAKS, Gerrid 3-6; TUCKER, Tre 2-3. Memphis-GIBSON, Antonio 11-130; GAINWELL, Kenneth 18-44; TAYLOR, Patrick 11-38; TEAM 1-minus 2; WHITE, Brady 4-minus 16.

PASSING: Cincinnati-RIDDER, Desmond 16-36-1-233; Team 0-1-0-0. Memphis-WHITE, Brady 18-39-1-253; TEAM 0-1-0-0.

RECEIVING: Cincinnati-PIERCE, Alec 5-87; MBODJ, Malick 2-63; MEDARIS, Rashad 2-28; DEGUARA, Josiah 2-22; GEDDIS, Thomas 2-21; TUCKER, Tre 1-8; WARREN, Michael 1-2; JACKSON, Jayshon 1-2. Memphis-COXIE, Demonte 9-165; GAINWELL, Kenneth 3-40; GIBSON, Antonio 3-32; TAYLOR, Patrick 2-minus 2; JONES, Kedarian 1-18.

INTERCEPTIONS: Cincinnati-HICKS, JaVon 1-70. Memphis-CLAYBROOKS, Chris 1-0.

FUMBLES: Cincinnati-RIDDER, Desmond 2-1. Memphis-TAYLOR, Patrick 1-0.

Attendance: 33008

Most Outstanding Player: Antonio Gibson, WR, Memphis

2020



## CINCINNATI 27, TULSA 24

Nippert Stadium  
Cincinnati, Ohio  
Dec. 19, 2020

Score by Quarters	1	2	3	4	Score
Tulsa (6-2)	0	10	7	7	24
Cincinnati (12-1)	10	7	7	3	27

### Scoring Summary:

1st	08:56	CIN	FORD, Jerome 42 yd run (SMITH, Cole kick) 4-75 1:54, TLS 0 - CIN 7
	00:05	CIN	SMITH, Cole 25 yd field goal, 11-72 5:46, TLS 0 - CIN 10
2nd	11:08	TLS	LONG, Zack 43 yd field goal, 11-46 3:52, TLS 3 - CIN 10
	08:36	TLS	TAYLOR II, Corey 10 yd run (LONG, Zack kick), 5-28 1:37, TLS 10 - CIN 10
	03:17	CIN	PIERCE, Alec 36 yd pass from RIDDER, Desmond (SMITH, Cole kick), 5-64 2:04, TLS 10 - CIN 17
3rd	10:05	TLS	PRINCE, Deneric 8 yd run (LONG, Zack kick), 3-55 0:45, TLS 17 - CIN 17
	07:14	CIN	RIDDER, Desmond 10 yd run (SMITH, Cole kick), 6-65 2:46, TLS 17 - CIN 24
4th	03:41	TLS	SANTANA, JuanCarlos 13 yd pass from SMITH, Zach (LONG, Zack kick) 7-80 2:46, TLS 24 - CIN 24
	00:00	CIN	SMITH, Cole 34 yd field goal, 12-51 3:34, TLS 24 - CIN 27

	TULSA	CINCINNATI
FIRST DOWNS	22	17
RUSHES-YARDS (NET)	37-199	38-151
PASSING YDS (NET)	166	269
Passes Att-Comp-Int	30-13-2	29-19-0
TOTAL OFFENSE PLAYS-YARDS	67-365	67-420
Fumble Returns-Yards	1-6	0-0
Punt Returns-Yards	1-8	2-30
Kickoff Returns-Yards	1-19	5-143
Interception Returns-Yards	0-0	2-0
Punts (Number-Avg)	5-46.0	3-44.7
Fumbles-Lost	1-0	4-2
Penalties-Yards	7-50	12-66
Possession Time	26:03	33:57
Third-Down Conversions	5 of 14	5 of 14
Fourth-Down Conversions	1 of 1	0 of 1
Red-Zone Scores-Chances	3-4	3-5
Sacks By: Number-Yards	2-15	3-21

RUSHING: Tulsa-TAYLOR II, Corey 22-130; PRINCE, Deneric 9-78; STOKES, Keylon 3-12; SMITH, Zach 3-minus 21. Cincinnati-RIDDER, Desmond 16-83; FORD, Jerome 12-57; DOAKS, Gerrid 7-13; MONTGOMERY, Rya 1-4; TUCKER, Tre 1-1; TEAM 1-minus 7.

PASSING: Tulsa-SMITH, Zach 13-30-2-166. Cincinnati-RIDDER, Desmond 19-29-0-269.

RECEIVING: Tulsa-SANTANA, JuanCarlos 5-54; CRAWFORD JR, Sam 3-79; STOKES, Keylon 2-19; JOHNSON, Josh 2-11; HALL, Ethan 1-3. Cincinnati-PIERCE, Alec 5-146; FORD, Jerome 4-24; YOUNG, Michael 2-13; JACKSON, J 2-12; WHYLE, Josh 1-27; LABELLE, Bruno 1-14; TAYLOR, Leonard 1-9; TUCKER, Tre 1-9; JONES, Jordan 1-8; SCOTT, Tyler 1-7.

INTERCEPTIONS: Tulsa-None. Cincinnati-BEAVERS, D 1-0; WHITE, Jarell 1-0.

FUMBLES: Tulsa-SANTANA, JuanCarlos 1-0. Cincinnati-TUCKER, Tre 1-1; FORD, Jerome 1-0; RIDDER, Desmond 1-1; TEAM 1-0.

Attendance: 5,831

Most Outstanding Player: Desmond Ridder, QB, Cincinnati



# CHAMPIONSHIP RECORDS

## TOTAL OFFENSE

### PLAYS

74 Phillip Walker, Temple vs. Houston, 2015

### YARDS

558 McKenzie Milton, UCF vs. Memphis, 2017

### YARDS PER PLAY (minimum 10 plays)

12.5 Darrell Henderson, Memphis vs. UCF, 2018 (17 for 214)

## RUSHING

### ATTEMPTS

24 Greg McCrae, UCF vs. Memphis, 2018

### YARDS

210 Darrel Henderson, Memphis vs. UCF, 2018

### YARDS PER ATTEMPT (minimum 10 attempts)

13.1 Darrell Henderson, Memphis vs. UCF, 2018 (16 for 210)

### LONGEST RUSH

82 yds Darrell Henderson, Memphis vs. UCF, 2018

### RUSHING TOUCHDOWNS

4 Darriel Mack Jr., UCF vs. Memphis, 2018

## PASSING

### ATTEMPTS

44 Phillip Walker, Temple vs. Houston, 2015

### COMPLETIONS

30 Riley Ferguson, Memphis vs. UCF 2017

### COMPLETION PERCENTAGE

71.4 Riley Ferguson, Memphis vs. UCF, 2017 (30 of 42)

### TOUCHDOWN PASSES

5 McKenzie Milton, UCF vs. Memphis, 2017

### INTERCEPTIONS

3 McKenzie Milton, UCF vs. Memphis, 2017

### LONGEST PASS

68 yds Riley Ferguson to Anthony Miller, Memphis vs. UCF, 2017

## RECEIVING

### RECEPTIONS

14 Anthony Miller, Memphis vs. UCF, 2017

### YARDS

195 Anthony Miller, Memphis vs. UCF, 2017

### YARDS PER RECEPTION (minimum 3 receptions)

53.6 Sean Dykes, Memphis vs. UCF, 2017 (3 for 161)

### TOUCHDOWN RECEPTIONS

3 Anthony Miller, Memphis vs. UCF, 2017

## SCORING

### POINTS

24 Darriel Mack Jr., UCF vs. Memphis, 2018

### TOUCHDOWNS

4 Darriel Mack Jr., UCF vs. Memphis, 2018

### FIELD GOAL ATTEMPTS

3 Aaron Boumerhi, Temple vs. Navy, 2016 (2 made)  
Riley Patterson, Memphis vs. UCF, 2018 (2 made)  
Riley Patterson, Memphis vs. Cincinnati, 2019 (3 made)

### FIELD GOALS MADE

3 Riley Patterson, Memphis vs. Cincinnati, 2019

### LONGEST FIELD GOAL

52 yds Riley Patterson, Memphis vs. Cincinnati, 2019

### PAT KICKS ATTEMPTED

8 Matthew Wright, UCF vs. Memphis, 2017 (8 made)  
Matthew Wright, UCF vs. Memphis, 2018 (8 made)

### PAT KICKS MADE

8 Matthew Wright, UCF vs. Memphis, 2017 (8 attempts)  
Matthew Wright, UCF vs. Memphis, 2018 (8 attempts)

### POINTS SCORED BY KICKING

14 Matthew Wright, UCF vs. Memphis, 2017 (2 FG, 8 PAT)

## PUNTING

### PUNTS

6 Logan Piper, Houston vs. Temple, 2015  
James Smith, Cincinnati vs. Memphis, 2019

### YARDS

237 James Smith, Cincinnati vs. Memphis, 2019

### YARDS PER PUNT

47.3 Alex Barta, Navy vs. Temple, 2016

### LONG PUNT

63 yds Alex Barta, Navy vs. Temple, 2016

## RETURNS

### PUNT RETURNS

3 Ryan Montgomery, Cincinnati vs. Memphis, 2019

### PUNT RETURN YARDS

42 Otis Anderson, UCF vs. Memphis, 2018

### LONG PUNT RETURN

42 yds Otis Anderson, UCF vs. Memphis, 2018

### KICKOFF RETURNS

7 Tony Pollard, Memphis vs. UCF, 2018

### KICKOFF RETURN YARDS

152 Tony Pollard, Memphis vs. UCF, 2018

### LONG KICKOFF RETURN

32 yds Tony Pollard, Memphis vs. UCF, 2017

### INTERCEPTIONS

1 12 times

### INTERCEPTION RETURN YARDS

70 JaVon Hicks, Cincinnati vs. Memphis, 2019

### LONG INTERCEPTION RETURN

70 yds JaVon Hicks, Cincinnati vs. Memphis, 2019

## DEFENSE

### TACKLES

14 Curtis Akins, Memphis vs. UCF, 2018

### TACKLES FOR LOSS

3.0 Trysten Hill, UCF vs. Memphis, 2018

### SACKS

2.0 Shaquem Griffin, UCF vs. Memphis, 2017  
Treyvon Reeves, Tulsa vs. Cincinnati, 2020

### PASS BREAKUPS

7 William Jackson III, Houston vs. Temple, 2015

# CONFERENCE HONORS

## 2013

### First Team

Pos.	Player	School	Cl.
WR	Deontay Greenberry	Houston	So.
WR	DeVante Parker	Louisville	Jr.
OT	Eric Lefeld *	Cincinnati	Jr.
OT	Jamon Brown	Louisville	Jr.
OG	Jordan McCray	UCF	Sr.
OG	Justin McCray	UCF	Sr.
C	Jake Smith	Louisville	Jr.
TE	Blake Annen	Cincinnati	Sr.
TE	Tyler Kroft	Rutgers	So.
QB	Blake Bortles	UCF	Jr.
RB	Storm Johnson *	UCF	Jr.
RB	Paul James	Rutgers	So.
K	Jake Elliott	Memphis	Fr.
RS	Ralph David Abernathy IV	Cincinnati	Jr.
RS	Demarcus Ayers	Houston	Fr.
DL	Jordan Stepp	Cincinnati	Sr.
DL	Marcus Smith	Louisville	Sr.
DL	Martin Ifedi	Memphis	Jr.
DL	Aaron Lynch	South Florida	So.
LB	Terrance Plummer	UCF	Jr.
LB	Yavin Smallwood	UConn	Jr.
LB	Tyler Matakevich	Temple	So.
CB	Jacoby Glenn	UCF	Fr.
CB	Charles Gaines	Louisville	So.
S	Calvin Pryor	Louisville	Jr.
S	Hakeem Smith	Louisville	Sr.
P	Tom Hornsey	Memphis	Sr.

### Second Team

Pos.	Player	School	Cl.
WR	Anthony McClung	Cincinnati	Sr.
WR	J.J. Worton	UCF	Jr.
WR	Jeremy Johnson	SMU	Sr.
OT	Chris Martin	UCF	Sr.
OT	DeAnthony Sims	Houston	Sr.
OG	Sam Longo	Cincinnati	Sr.
OG	John Miller	Louisville	Jr.
C	Betim Bujari	Rutgers	Jr.
TE	Mike McFarland	South Florida	Jr.
QB	Teddy Bridgewater	Louisville	Jr.
RB	William Stanback	UCF	Fr.
RB	Marcus Shaw	South Florida	Sr.
K	Shawn Moffitt	UCF	Jr.
RS	Janarion Grant	Rutgers	Fr.
DL	Silverberry Mouhon	Cincinnati	So.
DL	Shamar Stephen	UConn	Sr.
DL	Lorenzo Mauldin	Louisville	Jr.
DL	Luke Sager	South Florida	Sr.
LB	Greg Blair	Cincinnati	Sr.
LB	Preston Brown	Louisville	Sr.
LB	DeDe Lattimore	South Florida	Sr.
CB	Deven Drane	Cincinnati	Sr.
CB	Zach McMillian	Houston	Sr.
CB	Kenneth Acker	SMU	Sr.
S	Clayton Geathers	UCF	Jr.
S	Trevon Stewart	Houston	So.
P	Richie Leone	Houston	Sr.

### Offensive Player of the Year

Blake Bortles, QB, UCF

### Defensive Player of the Year

Marcus Smith, DE, Louisville

### Special Teams Players of the Year

Demarcus Ayers, WR, Houston  
Tom Hornsey, P, Memphis

### Rookie of the Year

John O'Korn, QB, Houston

### Coach of the Year

George O'Leary, UCF \*

## 2014

### First Team

Pos.	Player	School	Cl.
WR	Breshad Perriman	UCF	Jr.
WR	Justin Hardy *	ECU	Sr.
OT	Eric Lefeld <sup>1</sup>	Cincinnati	Sr.
OT	Al Bond	Memphis	Sr.
OG	Parker Ehinger	Cincinnati	Jr.
OG	Rowdy Harper	Houston	Sr.
C	Taylor Hudson	ECU	Sr.
TE	Alan Cross	Memphis	Jr.
QB	Shane Carden	ECU	Sr.
RB	William Stanback <sup>2</sup>	UCF	So.
RB	Marlon Mack	South Florida	Fr.
K	Jake Elliott <sup>1</sup>	Memphis	So.
RS	Deion Sanders Jr.	SMU	So.
DL	Terrill Hartsfield	Cincinnati	Sr.
DL	Terry Williams	ECU	Sr.
DL	Joey Mbu	Houston	Sr.
DL	Martin Ifedi <sup>1</sup>	Memphis	Sr.
LB	Terrance Plummer <sup>1</sup>	UCF	Sr.
LB	Jeff Luc	Cincinnati	Sr.
LB	Tank Jakes	Memphis	Sr.
LB	Tyler Matakevich <sup>1</sup>	Temple	Jr.
CB	Jacoby Glenn <sup>1</sup>	UCF	So.
CB	Bobby McCain	Memphis	Sr.
S	Clayton Geathers	UCF	Sr.
S	Adrian McDonald	Houston	Jr.
P	Mattias Ciabatti	South Florida	Jr.

### Second Team

Pos.	Player	School	Cl.
WR	Deontay Greenberry <sup>1</sup>	Houston	Jr.
WR	Keevan Lucas	Tulsa	So.
OT	Torrian Wilson	UCF	Sr.
OT	Ike Harris	ECU	Jr.
OG	J.T. Boyd	ECU	So.
C	Kyle Friend	Temple	Jr.
TE	Bryce Williams	ECU	Jr.
QB	Paxton Lynch	Memphis	So.
RB	Kenneth Farrow	Houston	Jr.
RB	Brandon Hayes	Memphis	Sr.
K	Andrew Gantz	Cincinnati	Fr.
RS	Keiwone Malone	Memphis	Sr.
DL	Jaryl Mamea	UCF	Sr.
DL	Thomas Niles	UCF	Jr.
DL	Matt Ioaniddis	Temple	Jr.
DL	Praise Martin-Oguike	Temple	Jr.
DL	Derrick Alexander	Tulsa	Jr.
LB	Zeek Bigger	ECU	Jr.
LB	Brandon Williams	ECU	Sr.
LB	Efrem Oliphant	Houston	Sr.
CB	William Jackson	Houston	Jr.
CB	Lorenzo Doss	Tulane	Jr.
S	Brandon Alexander	UCF	Sr.
S	Sam Scofield	Tulane	Sr.
P	Spencer Smith	Memphis	Fr.

### Honorable Mention

QB	Gunner Kiel	Cincinnati	So.
LB	Nick Temple	Cincinnati	Sr.
WR	Andre Davis	South Florida	Sr.
C	Austin Reiter	South Florida	Sr.
CB	Tavon Young	Temple	Jr.
LB	Nico Marley	Tulane	So.
CB	Parry Nickerson	Tulane	Fr.
P	Dalton Parks	Tulsa	So.

### Offensive Player of the Year

Shane Carden, QB, East Carolina

### Defensive Players of the Year

Jacoby Glenn, CB, UCF  
Tank Jakes, LB, Memphis

### Special Teams Player of the Year

Jake Elliott, K, Memphis

### Rookie of the Year

Marlon Mack, RB, South Florida

### Coach of the Year

Justin Fuente, Memphis \*

## 2015

### First Team

Pos.	Player	School	Cl.
WR	Demarcus Ayers <sup>1</sup>	Houston	Jr.
WR	Keyarris Garrett <sup>2</sup>	Tulsa	Sr.
OT	Parker Ehinger <sup>1</sup>	Cincinnati	Sr.
OT	Taylor Fallin	Memphis	Sr.
OG	E.K. Binns	Navy	Sr.
OG	Eric Lofton	Temple	Sr.
C	Kyle Friend <sup>2</sup>	Temple	Sr.
TE	Bryce Williams <sup>2</sup>	ECU	Sr.
QB	Paxton Lynch <sup>2</sup>	Memphis	Jr.
QB	Keenan Reynolds	Navy	Sr.
RB	Marlon Mack <sup>1</sup>	South Florida	So.
RB	Jahad Thomas	Temple	Jr.
K	Jake Elliott <sup>1 1</sup>	Memphis	Jr.
RS	Demarcus Ayers	Houston	Jr.
DL	Will Anthony	Navy	Sr.
DL	Matt Ioannidis <sup>2</sup>	Temple	Sr.
DL	Nate D. Smith	Temple	Sr.
DL	Tanzel Smart	Tulane	Jr.
LB	Zeek Bigger <sup>2</sup>	ECU	Sr.
LB	Eldandon Roberts	Houston	Sr.
LB	Tyler Matakevich <sup>* 1 1</sup>	Temple	Sr.
LB	Nico Marley	Tulane	Jr.
CB	Jamar Summers	UConn	So.
CB	Deatrick Nichols	South Florida	So.
S	Trevon Stewart <sup>2</sup>	Houston	Sr.
S	Alex Wells	Temple	Sr.
P	Spencer Smith <sup>2</sup>	Memphis	So.

### Second Team

Pos.	Player	School	Cl.
WR	Shaq Washington	Cincinnati	Sr.
WR	Isaiah Jones	ECU	Jr.
OT	Alex Cooper	Houston	Sr.
OT	Dion Dawkins	Temple	Jr.
OG	Ryan Leahy	Cincinnati	Jr.
OG	Thor Jozwiak	South Florida	Sr.
C	Deyshawn Bond	Cincinnati	Jr.
TE	Sean Price	South Florida	Sr.
QB	Greg Ward Jr.	Houston	Jr.
RB	Kenneth Farrow <sup>2</sup>	Houston	Sr.
RB	Chris Swain	Navy	Sr.
K	Andrew Gantz <sup>2</sup>	Cincinnati	So.
RS	Rodney Adams	South Florida	Jr.
DL	Silverberry Mouhon <sup>2</sup>	Cincinnati	Sr.
DL	Julian Campenni	UConn	Sr.
DL	B.J. Singleton	Houston	Jr.
DL	Eric Lee	South Florida	Sr.
LB	Eric Wilson	Cincinnati	Jr.
LB	Montese Overton	ECU	Sr.
LB	Steven Taylor	Houston	Jr.
LB	Auggie Sanchez	South Florida	So.
CB	William Jackson III <sup>2</sup>	Houston	Sr.
CB	Sean Chandler	Temple	So.
S	Andrew Adams	UConn	Sr.
S	Adrian McDonald <sup>1</sup>	Houston	Sr.
P	Caleb Houston	UCF	Jr.
P	Mattias Ciabatti <sup>1</sup>	South Florida	Sr.

### Honorable Mention

WR	Rodney Adams	South Florida	Jr.
OT	Ike Harris <sup>2</sup>	ECU	Sr.
OT	Joey Gaston	Navy	Sr.
OG	J.T. Boyd <sup>2</sup>	ECU	Jr.
C	Will Noble	Houston	Fr.
TE	Alan Cross <sup>1</sup>	Memphis	Sr.
DL	Haason Reddick	Temple	Jr.
DL	Folorunso Fatukasi	UConn	So.
LB	Junior Joseph	UConn	So.
LB	Trent Martin	Tulsa	Jr.
S	Zach Edwards	Cincinnati	Jr.
S	Michael Mudoh	Tulsa	Sr.

### Offensive Player of the Year

Keenan Reynolds, QB, Navy

### Defensive Player of the Year

Tyler Matakevich, LB, Temple

### Special Teams Player of the Year

Jake Elliott, K, Memphis

### Rookie of the Year

Tre'Quan Smith, WR, UCF

### Coaches of the Year

Tom Herman, Houston  
Ken Niumatalolo, Navy

# CONFERENCE HONORS

## 2016

### First Team

Pos.	Player	School	Cl.
WR	Zay Jones <sup>2</sup>	ECU	Sr.
WR	Courtland Sutton	SMU	So.
WR	Keevan Lucas <sup>2</sup>	Tulsa	Sr.
OT	Kofi Amichia	South Florida	Sr.
OT	Dion Dawkins <sup>2</sup>	Temple	Sr.
OG	Adam West	Navy	Sr.
OG	Blake Belcher	Tulsa	Sr.
C	Chandler Miller	Tulsa	So.
TE	Daniel Montiel	Memphis	Sr.
QB	Quinton Flowers	South Florida	Jr.
RB	Marlon Mack <sup>1,1</sup>	South Florida	Jr.
RB	James Flanders	Tulsa	Sr.
DL	Ed Oliver <sup>*</sup>	Houston	Fr.
DL	Justin Lawler	SMU	Jr.
DL	Haason Reddick <sup>*</sup>	Temple	Sr.
DL	Tanzel Smart <sup>1</sup>	Tulane	Sr.
LB	Shaquem Griffin	UCF	Jr.
LB	Eric Wilson <sup>2</sup>	Cincinnati	Sr.
LB	Steven Taylor <sup>2</sup>	Houston	Sr.
LB	Genard Avery	Memphis	So.
LB	Nico Marley <sup>1,1</sup>	Tulane	Sr.
CB	Howard Wilson	Houston	So.
CB	Horace Richardson	SMU	Sr.
S	Obi Melifonwu	UConn	Sr.
S	Darrion Millines	SMU	Sr.
K	Jake Elliott <sup>1,1,1</sup>	Memphis	Sr.
P	Spencer Smith <sup>2,1</sup>	Memphis	So.
RS	Tony Pollard	Memphis	Fr.

### Second Team

Pos.	Player	School	Cl.
WR	Noel Thomas	UConn	Sr.
WR	Anthony Miller	Memphis	Jr.
WR	Rodney Adams	South Florida	Sr.
OT	Blake Copeland	Navy	Sr.
OT	Evan Plagg	Tulsa	Jr.
OG	Dominique Threatt	South Florida	Sr.
OG	Tyler Bowling	Tulsa	So.
C	Maurice Morris	Navy	Sr.
TE	Mitchell Wilcox	South Florida	Fr.
QB	Greg Ward Jr. <sup>2</sup>	Houston	Sr.
RB	Jahad Thomas <sup>1</sup>	Temple	Sr.
RB	D'Angelo Brewer	Tulsa	Jr.
DL	Jamiyus Pittman	UCF	Jr.
DL	Cortez Broughton	Cincinnati	So.
DL	Deadrin Senat	South Florida	Jr.
DL	Praise Martin-Oguike <sup>2</sup>	Temple	Sr.
LB	Tyus Bowser	Houston	Sr.
LB	Micah Thomas	Navy	Jr.
LB	Auggie Sanchez <sup>2</sup>	South Florida	Jr.
LB	Avery Williams	Temple	Sr.
CB	Shaquill Griffin	UCF	Sr.
CB	Brandon Wilson	Houston	Sr.
CB	Deatrick Nichols <sup>1</sup>	South Florida	Jr.
CB	Parry Nickerson	Tulane	Jr.
S	Garrett Davis	Houston	So.
S	Sean Chandler <sup>2</sup>	Temple	Jr.
K	Aaron Boumerhi	Temple	Fr.
P	Worth Gregory	ECU	Sr.
RS	D'Ernest Johnson	South Florida	Jr.

### Honorable Mention

WR	Linell Bonner	Houston	Jr.
OG	Evan Martin	Navy	Jr.
TE	Colin Thompson	Temple	Sr.
LB	Stephaun Marshall	Temple	Sr.
S	Drico Johnson	UCF	Sr.
S	Alohi Gilman	Navy	Fr.
RS	Dishan Romine	Navy	Sr.

### Offensive Player of the Year

Quinton Flowers, QB, South Florida

### Defensive Player of the Year

Shaquem Griffin, LB, UCF

### Special Teams Player of the Year

Tony Pollard, WR, Memphis

### Rookie of the Year

Ed Oliver, DT, Houston

### Coach of the Year

Ken Niumatalola, Navy

## 2017

### First Team

Pos.	Player	School	Cl.
WR	Anthony Miller <sup>2</sup>	Memphis	Sr.
WR	Trey Quinn	SMU	Jr.
WR	Courtland Sutton <sup>1</sup>	SMU	Jr.
OT	Aaron Evans	UCF	Sr.
OT	Trevon Tate	Memphis	Jr.
OG	Gabe Kuhn	Memphis	Sr.
OG	Jeremi Hall	South Florida	Sr.
C	Jordan Johnson	UCF	So.
TE	Jordan Akins	UCF	Sr.
QB	McKenzie Milton	UCF	So.
QB	Riley Ferguson	Memphis	Sr.
RB	Adrian Killins Jr.	UCF	So.
RB	D'Angelo Brewer <sup>2</sup>	Tulsa	Sr.
DL	Jamiyus Pittman <sup>2</sup>	UCF	Sr.
DL	Ed Oliver <sup>1</sup>	Houston	So.
DL	Deadrin Senat <sup>2</sup>	South Florida	Sr.
DL	Justin Lawler <sup>1</sup>	SMU	Sr.
LB	Shaquem Griffin <sup>1,1</sup>	UCF	Sr.
LB	D'Juan Hines	Houston	Sr.
LB	Genard Avery <sup>1</sup>	Memphis	Jr.
LB	Auggie Sanchez <sup>2,2</sup>	South Florida	Sr.
CB	Mike Hughes	UCF	Jr.
CB	Parry Nickerson <sup>2</sup>	Tulane	Sr.
S	Kyle Gibson	UCF	Jr.
S	Delvon Randall	Temple	Jr.
K	Emilio Nadelman	South Florida	Sr.
P	James Smith	Cincinnati	Fr.
RS	Tony Pollard <sup>1</sup>	Memphis	So.

### Second Team

Pos.	Player	School	Cl.
WR	Tre'Quan Smith	UCF	Jr.
WR	Trevon Brown	ECU	Jr.
WR	Justin Hobbs	Tulsa	Jr.
OT	Korey Cunningham	Cincinnati	Sr.
OT	Wyatt Miller	UCF	Jr.
OT	Marcus Norman	South Florida	So.
OG	Brian Carter	Temple	Sr.
OG	Tyler Bowling <sup>2</sup>	Tulsa	Jr.
C	Chandler Miller <sup>1</sup>	Tulsa	Jr.
TE	Joey Magnifico	Memphis	So.
QB	Quinton Flowers <sup>1</sup>	South Florida	Sr.
RB	Dontrell Hilliard	Tulane	Sr.
RB	Darrell Henderson	Memphis	So.
DL	Trysten Hill	UCF	So.
DL	Bruce Hector	South Florida	Sr.
DL	Sharif Finch	Temple	Sr.
DL	Jacob Martin	Temple	Sr.
DL	Jeremy Smith	Tulsa	Sr.
LB	Chequan Burkett	UCF	Sr.
LB	Jaylyn Minor	Cincinnati	Sr.
LB	D.J. Palmore	Navy	Sr.
LB	Rae Juan Marbley	Tulane	Sr.
CB	T.J. Carter	Memphis	Fr.
CB	Deatrick Nichols <sup>1,2</sup>	South Florida	Sr.
S	Khalil Williams	Houston	Sr.
S	Devin Abraham	South Florida	Sr.
K	Matthew Wright	UCF	Jr.
P	Mac Loudermilk	UCF	Jr.
RS	Mike Hughes	UCF	Jr.

### Honorable Mention

DL	Marquise Copeland	Cincinnati	Jr.
LB	Junior Joseph	UConn	Sr.
DL	Kiante Anderson	ECU	Sr.
WR	Davon Grayson	ECU	Gr.
WR	Steven Dunbar	Houston	Sr.
S	Terrell Williams	Houston	Sr.
LB	Micah Thomas <sup>2</sup>	Navy	Sr.
S	Sean Williams	Navy	Jr.
C	Cameron Ruff	South Florida	Sr.
C	Evan Brown	SMU	Sr.
CB	Jordan Wyatt	SMU	Jr.
S	Sean Chandler <sup>2,2</sup>	Temple	Sr.
CB	Donnie Lewis Jr.	Tulane	Jr.
OT	Evan Plagg <sup>2</sup>	Tulsa	Sr.
S	McKinley Whitfield	Tulsa	Jr.

### Offensive Player of the Year

McKenzie Milton, QB, UCF

### Defensive Player of the Year

Ed Oliver, DT, Houston

### Special Teams Player of the Year

Tony Pollard, WR, Memphis

### Rookie of the Year

T.J. Carter, DB, Memphis

### Coach of the Year

Scott Frost, UCF<sup>\*</sup>

## 2018

### First Team

Pos.	Player	School	Cl.
WR	Trevon Brown <sup>2</sup>	ECU	Sr.
WR	Marquez Stevenson	Houston	So.
WR	James Proche	SMU	Jr.
OT	Dino Boyd	Cincinnati	Sr.
OT	Jake Brown	UCF	Jr.
OG	Cole Schneider	UCF	Fr.
OG	Dustin Woodard	Memphis	Jr.
C	Jordan Johnson <sup>1</sup>	UCF	Jr.
TE	Mitchell Wilcox	South Florida	Jr.
QB	McKenzie Milton <sup>1</sup>	UCF	Jr.
RB	Darrell Henderson <sup>2,2</sup>	Memphis	Jr.
RB	Ryquell Armstead	Temple	Sr.
DL	Cortez Broughton <sup>2</sup>	Cincinnati	Sr.
DL	Nate Harvey	ECU	Sr.
DL	Ed Oliver <sup>1,1</sup>	Houston	Jr.
DL	Michael Dogbe	Temple	Gr.
LB	Nate Evans	UCF	Jr.
LB	Perry Young	Cincinnati	Jr.
LB	Austin Robinson	Houston	Sr.
LB	Shaun Bradley	Temple	Jr.
CB	Nevelle Clarke	UCF	Jr.
CB	Rock Ya-Sin	Temple	Sr.
S	Richie Grant	UCF	So.
S	Delvon Randall <sup>1</sup>	Temple	Sr.
K	Jake Verity	ECU	Jr.
P	James Smith <sup>1</sup>	Cincinnati	So.
RS	John "Pop" Williams	Memphis	Jr.
RS	Isaiah Wright	Temple	Jr.

### Second Team

Pos.	Player	School	Cl.
WR	Gabriel Davis	UCF	So.
WR	Damonte Coxie	Memphis	So.
WR	Ventell Bryant	Temple	Gr.
OT	Wyatt Miller <sup>2</sup>	UCF	Sr.
OT	Trevon Tate <sup>1</sup>	Memphis	Jr.
OG	Jovahn Fair	Temple	Jr.
OG	Tyler Bowling <sup>2,2</sup>	Tulsa	Jr.
C	Garrett Campell	Cincinnati	Sr.
TE	Josiah Deguara	Cincinnati	Jr.
QB	D'Eriq King	Houston	Jr.
RB	Michael Warren II	Cincinnati	So.
RB	Adrian Killins Jr. <sup>1</sup>	UCF	Jr.
DL	Titus Davis	UCF	Sr.
DL	Marquise Copeland <sup>2</sup>	Cincinnati	Sr.
DL	Brendon Hayes	UCF	Jr.
DL	Kimoni Fitz	Cincinnati	Sr.
DL	Patrick Johnson	Tulane	So.
LB	Pat Jasinski	UCF	Sr.
LB	Bryce Huff	Memphis	Jr.
LB	Khalid McGee	South Florida	Sr.
LB	Zachery Harris	Tulane	Sr.
CB	T.J. Carter <sup>2</sup>	Memphis	So.
CB	Donnie Lewis Jr.	Tulane	Sr.
S	James Wiggins	Cincinnati	So.
S	Roderic Teamer Jr.	Tulane	Sr.
K	Matthew Wright <sup>2</sup>	UCF	Sr.
P	Thomas Bennett	Tulsa	Jr.
RS	Adrian Killins Jr.	UCF	Jr.

### Honorable Mention

TE	Michael Colubiale	UCF	Sr.
CB	Brandon Moore	UCF	So.
OG	Mason Denley	Houston	Sr.
LB	Curtis Akins	Memphis	Sr.
S	Sean Williams	Navy	Sr.
CB	Mike Hampton	South Florida	So.
LB	Richard Moore	SMU	Jr.
LB	Cooper Edmiston	Tulsa	Jr.

### Offensive Player of the Year

McKenzie Milton, QB, UCF

### Defensive Player of the Year

Nate Harvey, DE, East Carolina

### Special Teams Player of the Year

Isaiah Wright, WR, Temple

### Rookie of the Year

Desmond Ridder, QB, Cincinnati

### Coach of the Year

Luke Fickell, Cincinnati

# CONFERENCE HONORS

## 2019

### First Team

Pos.	Player	School	Cl.
WR	Gabriel Davis <sup>2</sup>	UCF	Jr.
WR	Marquez Stevenson <sup>1</sup>	Houston	Jr.
WR	James Proche <sup>*1</sup>	SMU	Sr.
OT	Jake Brown <sup>1</sup>	UCF	Sr.
OT	Matt Peart	UConn	Sr.
OG	Morgan James	Cincinnati	Gr.
OG	David Forney	Navy	Sr.
C	Matt Hennessy	Temple	Jr.
TE	Josiah Deguara <sup>2</sup>	Cincinnati	Gr.
QB	Malcolm Perry	Navy	Sr.
QB	Shane Buechele	SMU	Jr.
RB	Kenneth Gainwell <sup>*</sup>	Memphis	RFr
RB	Xavier Jones	SMU	Sr.
DL	Elijah Ponder	Cincinnati	Jr.
DL	Ifeanyi Maijeh	Temple	So.
DL	Quincy Roche	Temple	Jr.
DL	Trevis Gipson	Tulsa	Sr.
LB	Bryan Wright	Cincinnati	Gr.
LB	Perry Young <sup>1</sup>	Cincinnati	Sr.
LB	Diego Fagot	Navy	So.
LB	Patrick Nelson	SMU	Sr.
LB	Shaun Bradley <sup>1</sup>	Temple	Sr.
CB	Ahmad Gardner	Cincinnati	Fr.
CB	Reggie Robinson II	Tulsa	Sr.
S	Richie Grant <sup>1</sup>	UCF	Jr.
S	Darrick Forrest	Cincinnati	Jr.
K	Riley Patterson	Memphis	Jr.
P	Dane Roy	Houston	Sr.
RS	Antonio Gibson	Memphis	Sr.

### Second Team

Pos.	Player	School	Cl.
WR	Damonte Coxie	Memphis	Jr.
WR	Antonio Gibson	Memphis	Sr.
WR	Jaden Blue	Temple	So.
OT	Josh Jones	Houston	Sr.
OT	Jaylon Thomas	SMU	So.
OG	Cole Schneider <sup>1</sup>	UCF	So.
OG	Jovahn Fair <sup>2</sup>	Temple	Gr.
C	Dustin Woodard <sup>1</sup>	Memphis	Sr.
TE	Joey Magnifico <sup>2</sup>	Memphis	Sr.
TE	Kylen Granson	SMU	Jr.
QB	Brady White	Memphis	Jr.
RB	Adrian Killins <sup>1,2</sup>	UCF	Sr.
RB	Michael Warren II <sup>2</sup>	Cincinnati	Jr.
RB	Shamari Brooks	Tulsa	Jr.
DL	Brendon Hayes <sup>2</sup>	UCF	Sr.
DL	Kendall Futrell	ECU	Sr.
DL	Bryce Huff <sup>2</sup>	Memphis	Sr.
DL	Delontae Scott	SMU	Sr.
LB	Nate Evans <sup>1</sup>	UCF	Sr.
LB	Sam Franklin	Temple	Sr.
LB	Patrick Johnson <sup>2</sup>	Tulane	Jr.
LB	Cooper Edmiston	Tulsa	Sr.
LB	Zaven Collins	Tulsa	So.
CB	Aaron Robinson	UCF	Jr.
CB	KJ Sails	South Florida	Jr.
S	Grant Stuard	Houston	Jr.
S	Rodney Clemons	SMU	Sr.
P	James Smith <sup>1,1</sup>	Cincinnati	Jr.
K	Jake Verity <sup>*</sup>	ECU	Jr.
RS	CJ Sanders	SMU	Sr.

### Honorable Mention

RB	Otis Anderson	UCF	Jr.
CB	Neville Clarke <sup>1</sup>	UCF	Sr.
WR	Tre Nixon	UCF	Jr.
DL	Kenny Turnier	UCF	Jr.
K	Sam Crosa	Cincinnati	Gr.
S	JaVon Hicks	Cincinnati	So.
WR	CJ Johnson	ECU	Fr.
OT	D'Ante Smith	ECU	Jr.
OT	Billy Honaker	Navy	Jr.
LB	Jacob Springer	Navy	Jr.
CB	T.J. Carter 2 2	Memphis	Jr.
DL	Joseph Dorceus	Memphis	Jr.
DL	O'Bryan Goodson	Memphis	Jr.
LB	Austin Hall	Memphis	Sr.
OG	Dylan Parham	Memphis	So.
TE	Mitchell Wilcox 2 1	South Florida	Sr.
OG	Corey Dublin	Tulane	Jr.
CB	Thakarius Keyes	Tulane	Sr.
S	P.J. Hall	Tulane	Sr.

### Offensive Player of the Year

Malcolm Perry, QB, Navy

### Defensive Player of the Year

Quincy Roche, DE, Temple

### Special Teams Player of the Year

Dane Roy, P, Houston  
Antonio Gibson, WR/KR, Memphis

### Rookie of the Year

Kenneth Gainwell, RB, Memphis

### Coach of the Year

Ken Niumatalolo, Navy

## 2020

### First Team

Pos.	Player	School	Cl.
WR	Jaylon Robinson	UCF	So.
WR	Marlon Williams	UCF	Sr.
WR	Calvin Austin III	Memphis	Jr.
OT	James Hudson	Cincinnati	Jr.
OT	Tyler Smith	Tulsa	RFr
OG	Cole Schneider <sup>1,2</sup>	UCF	Jr.
OG	Peter Nestrowitz	Navy	Sr.
C	Matthew Lee	UCF	RFr
TE	Kylen Granson <sup>2</sup>	SMU	Sr.
QB	Desmond Ridder	Cincinnati	Jr.
RB	Gerrid Doaks	Cincinnati	Sr.
RB	Rahjai Harris	East Carolina	Fr.
RB	Ulysses Bentley IV	SMU	RFr
DL	Myjai Sanders	Cincinnati	Jr.
DL	O'Bryan Goodson <sup>4</sup>	Memphis	Sr.
DL	Cameron Sample	Tulane	Sr.
DL	Jaxon Player	Tulsa	Jr.
LB	Jarell White	Cincinnati	Sr.
LB	Grant Stuard <sup>2</sup>	Houston	Sr.
LB	Patrick Johnson <sup>2,2</sup>	Tulane	Sr.
LB	Zaven Collins <sup>* 2</sup>	Tulsa	Jr.
CB	Ahmad Gardner <sup>1</sup>	Cincinnati	So.
CB	Coby Bryant	Cincinnati	Sr.
S	Richie Grant <sup>* 1,1</sup>	UCF	Sr.
S	James Wiggins <sup>2</sup>	Cincinnati	Sr.
K	Chris Nagggar	SMU	Sr.
P	Ryan Wright	Tulane	Jr.
RS	Marcus Jones	Houston	Jr.

### Second Team

Pos.	Player	School	Cl.
WR	Michael Young Jr.	Cincinnati	Jr.
WR	Tyler Snead	East Carolina	So.
WR	Keylon Stokes	Tulsa	Sr.
OT	Jaylon Thomas <sup>2</sup>	SMU	Jr.
OT	Chris Paul	Tulsa	Jr.
OG	Hayden Howerton	SMU	Sr.
OG	Corey Dublin <sup>4</sup>	Tulane	Sr.
C	Sincere Haynesworth	Tulane	So.
TE	Josh Whyte	Cincinnati	So.
QB	Dillon Gabriel	UCF	So.
RB	Otis Anderson <sup>4</sup>	UCF	So.
RB	Stephon Huderson	Tulane	Sr.
DL	Marcus Brown	Cincinnati	Sr.
DL	Elijah Ponder <sup>1</sup>	Cincinnati	Sr.
DL	Payton Turner	Houston	Sr.
DL	Arnold Ebiketie	Temple	Jr.
LB	Darrian Beavers	Cincinnati	Sr.
LB	Diego Fagot <sup>1</sup>	Navy	Jr.
LB	Antonio Grier	South Florida	Jr.
LB	Dorian Williams	Tulane	So.
LB	Justin Wright	Tulsa	So.
CB	Aaron Robinson <sup>2</sup>	UCF	Sr.
CB	Ja'Quan McMillian	East Carolina	So.
S	Quindell Johnson	Memphis	So.
S	Cristian Williams	Tulsa	Sr.
K	Zack Long	Tulsa	Sr.
P	James Smith <sup>1,1,2</sup>	Cincinnati	Sr.
RS	Tre Tucker	Cincinnati	So.
RS	Tyler Snead	East Carolina	So.

### Honorable Mention

OG	Lokahi Pauole	UCF	So.
S	Darrick Forrest <sup>1</sup>	Cincinnati	Sr.
OT	Darius Harper	Cincinnati	Sr.
LB	Xavier Smith	East Carolina	Jr.
OG	Braylon Jones	Houston	Sr.
CB	Damarion Williams	Houston	Sr.
TE	Sean Dykes	Memphis	Sr.
DL	Morris Joesph	Memphis	Jr.
LB	Richard McBryde	SMU	Sr.
WR	Jadan Blue <sup>2</sup>	Temple	Jr.
OT	Joey Claybrook	Tulane	Jr.
OG	Dante Bivens	Tulsa	Jr.
OG	Dylan Couch	Tulsa	Sr.
CB	Allie Green IV	Tulsa	Sr.
S	Kendarin Ray	Tulsa	So.
C	Gerard Wheeler	Tulsa	Jr.

### Offensive Player of the Year

Desmond Ridder, QB, Cincinnati

### Defensive Player of the Year

Zaven Collins, LB, Tulsa \*

### Special Teams Player of the Year

Chris Nagggar, K, SMU

### Rookie of the Year

Rahjai Harris, RB, East Carolina  
Ulysses Bentley IV, RB, SMU

### Coach of the Year

Luke Fickell, Cincinnati

# WEEKLY HONORS

## 2013

### Offense

Sept. 2 Teddy Bridgewater, QB, Louisville  
 Sept. 9 Deontay Greenberry, WR, Houston  
 Sept. 16 Blake Bortles, QB, UCF  
 Sept. 23 Gary Nova, QB, Rutgers  
 Sept. 30 John O'Korn, QB, Houston  
 Oct. 7 Garrett Gilbert, QB, SMU  
 Oct. 14 Brendon Kay, QB, Cincinnati  
 Oct. 21 Storm Johnson, RB, UCF  
 Oct. 28 Garrett Gilbert, QB, SMU  
 Nov. 4 Gary Nova, QB, Rutgers  
 Nov. 11 Garrett Gilbert, QB, SMU  
 Nov. 17 J.J. Worton, WR, UCF  
 Nov. 25 Brendon Kay, QB, Cincinnati  
 Dec. 2 P.J. Walker, QB, Temple  
 Dec. 9 Casey Cochran, QB, UConn

### Defense

Sept. 2 Terrance Plummer, LB, UCF  
 Sept. 9 Calvin Pryor, S, Louisville  
 Sept. 16 Lorenzo Mauldin, DE, Louisville  
 Sept. 23 Martin Ifedi, DE, Memphis  
 Sept. 30 William Jackson, CB, Houston  
 Oct. 7 Terrance Plummer, LB, UCF  
 Oct. 14 Calvin Pryor, S, Louisville  
 Oct. 21 Derrick Mathews, LB, Houston  
 Oct. 28 Trevon Stewart, S, Houston  
 Nov. 4 Zach Edwards, S, Cincinnati  
 Nov. 11 Brandon Alexander, S, UCF  
 Nov. 17 Bobby McCain, CB, Memphis  
 Nov. 25 Yawin Smallwood, LB, UConn  
 Dec. 2 Taylor Mack, CB, UConn  
 Dec. 9 Clayton Geathers, S, UCF

### Special Teams

Sept. 2 Richie Leone, P/K, Houston  
 Sept. 9 JaBryce Taylor, WR, SMU  
 Sept. 16 Quron Pratt, WR, Rutgers  
 Sept. 23 Janarion Grant, WR, Rutgers  
 Sept. 30 Brandon Wilson, CB, Houston  
 Oct. 7 Marvin Kloss, K, South Florida  
 Oct. 14 Jake Elliott, K, Memphis  
 Oct. 21 Paul Layton, P, Temple  
 Oct. 28 Shawn Moffitt, K, UCF  
 Nov. 4 Marvin Kloss, K, South Florida  
 Nov. 11 Charles Gaines, CB, Louisville  
 Nov. 17 Jake Elliott, K, Memphis  
 Nov. 25 Richie Leone, P/K, Houston  
 Dec. 2 Rannell Hall, WR, UCF  
 Dec. 9 Chad Christen, K, UConn

## 2014

### Offense

Sept. 1 Keevan Lucas, WR, Tulsa  
 Sept. 8 Paxton Lynch, QB, Memphis  
 Sept. 15 Gunner Kiel, QB, Cincinnati  
 Sept. 22 Shane Carden, QB, East Carolina  
 Sept. 29 Chris Moore, WR, Cincinnati  
 Oct. 6 Shane Carden, QB, East Carolina  
 Oct. 13 Justin Holman, QB, UCF  
 Oct. 20 Andre Davis, WR, South Florida  
 Oct. 27 Shane Carden, QB, East Carolina  
 Nov. 3 Brandon Hayes, RB, Memphis  
 Nov. 10 Dane Evans, QB, Tulsa  
 Nov. 16 Gunner Kiel, QB, Cincinnati  
 Nov. 24 Kenneth Farrow, RB, Houston  
 Dec. 1 Paxton Lynch, QB, Memphis  
 Dec. 8 Breshad Perriman, WR, UCF

### Defense

Sept. 1 Tavon Young, CB, Temple  
 Sept. 8 Nigel Harris, LB, South Florida  
 Sept. 15 Josh Hawkins, CB, East Carolina  
 Sept. 22 Tank Jakes, LB, Memphis  
 Sept. 29 Praise Martin-Oguike, DE, Temple  
 Oct. 6 Tank Jakes, LB, Memphis  
 Oct. 13 Terrance Plummer, LB, UCF  
 Oct. 20 Steven Taylor, LB, Houston  
 Oct. 27 Jacoby Glenn, CB, UCF  
 Nov. 3 Praise Martin-Oguike, DE, Temple  
 Nov. 10 Parry Nickerson, CB, Tulane  
 Nov. 16 Jacoby Glenn, CB, UCF  
 Nov. 24 Jeff Luc, LB, Cincinnati  
 Dec. 1 Nick Temple, LB, Cincinnati  
 Dec. 8 Tyler Matakevich, LB, Temple

### Special Teams

Sept. 1 Marvin Kloss, K, South Florida  
 Sept. 8 Deshon Foxx, WR, UConn  
 Sept. 15 Sam Geraci, P, Cincinnati  
 Sept. 22 Mattias Ciabatti, P, South Florida  
 Sept. 29 Austin Jones, K, Temple  
 Oct. 6 Kyle Bullard, K, Houston  
 Oct. 13 J.J. Worton, WR, UCF  
 Oct. 20 Andrew Gantz, K, Cincinnati  
 Oct. 27 Andrew Gantz, K, Cincinnati  
 Nov. 3 Jake Elliott, K, Memphis  
 Nov. 10 Jake Elliott, K, Memphis  
 Nov. 16 Andrew Gantz, K, Cincinnati  
 Nov. 24 Michael Easton, LB, UCF  
 Dec. 1 Jake Elliott, K, Memphis  
 Dec. 8 Shawn Moffitt, K, UCF

## 2015

### Offense

Sept. 7 Keevan Lucas, WR, Tulsa  
 Sept. 14 Greg Ward Jr., QB, Houston  
 Sept. 21 Keenan Reynolds, Sr., QB, Navy  
 Sept. 28 Keenan Reynolds, Sr., QB, Navy  
 Oct. 5 Greg Ward Jr., QB, Houston  
 Oct. 12 Greg Ward Jr., QB, Houston  
 Oct. 19 Paxton Lynch, QB, Memphis  
 Oct. 26 Paxton Lynch, QB, Memphis  
 Nov. 2 Gunner Kiel, QB, Cincinnati  
 Nov. 9 Chris Swain, FB, Navy  
 Nov. 15 Marlon Mack, RB, South Florida  
 Nov. 23 Noel Thomas, WR, UConn  
 Nov. 30 Paxton Lynch, QB, Memphis

### Defense

Sept. 7 Tyler Matakevich, LB, Temple  
 Sept. 14 Tyler Matakevich, LB, Temple  
 Sept. 21 Eric Wilson, LB, Cincinnati  
 Sept. 28 William Jackson III, CB, Houston  
 Oct. 5 Montese Overton, LB, East Carolina  
 Oct. 12 Steven Taylor, LB, Houston  
 Oct. 19 Josh Hawkins, CB, East Carolina  
 Oct. 26 Tyler Matakevich, LB, Temple  
 Nov. 2 Steven Taylor, LB, Houston  
 Nov. 9 Jamar Summers, CB, UConn  
 Nov. 15 Elandon Roberts, LB, Houston  
 Nov. 23 Deatrick Nichols, CB, South Florida  
 Nov. 30 Tyler Matakevich, LB, Temple

### Special Teams

Sept. 7 Roderick Proctor, WR, Memphis  
 Sept. 14 Brandon Wilson, CB, Houston  
 Sept. 14 Jahad Thomas, RB, Temple  
 Sept. 21 Jake Elliott, K, Memphis  
 Sept. 28 Spencer Smith, P, Memphis  
 Oct. 5 Nick Jacobs, P, Memphis  
 Oct. 12 Arkeel Newsome, RB, UConn  
 Oct. 19 Demarcus Ayers, WR, Houston  
 Oct. 26 Sharif Finch, DL, Temple  
 Nov. 2 Jake Elliott, K, Memphis  
 Nov. 9 Alex Barta, P, Navy  
 Nov. 15 Andrew DiRocco, K, Tulane  
 Nov. 23 Davis Plowman, K, East Carolina  
 Nov. 30 Andrew Gantz, K, Cincinnati



Blake Bortles, UCF



Paxton Lynch, Memphis



Keenan Reynolds, Navy

# WEEKLY HONORS

## 2016

### Offense

Sept. 5 Greg Ward Jr., QB, Houston  
 Sept. 12 Quinton Flowers, QB, South Florida  
 Sept. 19 Greg Ward Jr., QB, Houston  
 Sept. 26 Riley Ferguson, QB, Memphis  
 Oct. 3 Greg Ward Jr., QB, Houston  
 Oct. 10 Will Worth, QB, Navy  
 Oct. 17 Quinton Flowers, QB, South Florida  
 Oct. 24 Will Worth, QB, Navy  
 Oct. 31 James Flanders, RB, Tulsa  
 Nov. 7 Riley Ferguson, QB, Memphis  
 Nov. 13 Quinton Flowers, QB, South Florida  
 Nov. 21 Will Worth, QB, Navy  
 Nov. 28 Riley Ferguson, QB, Memphis

### Defense

Sept. 5 Trent Martin, LB, Tulsa  
 Sept. 12 Alohi Gilman, LB/DB, Navy  
 Sept. 19 Steven Taylor, LB, Houston  
 Sept. 26 Jeremy Brady, S, Tulsa  
 Oct. 3 Haason Reddick, DE, Temple  
 Oct. 10 Josiah Powell, LB, Navy  
 Oct. 17 Austin Hall, LB, Memphis  
 Oct. 24 Jarvis Pruitt, DE, SMU  
 Oct. 31 Shaquem Griffin, LB, UCF  
 Nov. 7 Drico Johnson, S, UCF  
 Nov. 13 Horace Richardson, CB, SMU  
 Nov. 21 Steven Taylor, LB, Houston  
 Nov. 28 Praise Martin-Oguike, DE, Temple

### Special Teams

Sept. 5 Brandon Wilson, CB, Houston  
 Sept. 12 Sherman Badie, RB, Tulane  
 Sept. 19 Bobby Puyol, K, UConn  
 Sept. 26 Andrew DiRocco, K, Tulane  
 Oct. 3 Adrian Killins, RB, UCF  
 Oct. 10 Bennett Moehring, K, Navy  
 Oct. 17 Jake Elliott, K, Memphis  
 Oct. 24 Aaron Boumerhi, K, Temple  
 Oct. 31 Aaron Boumerhi, K, Temple  
 Nov. 7 Jake Elliott, K, Memphis  
 Nov. 13 Dane Roy, P, Houston  
 Nov. 21 Ty Cummings, K, Houston  
 Nov. 28 Redford Jones, K, Tulsa

## 2017

### Offense

Sept. 4 McKenzie Milton, QB, UCF  
 Zach Abey, QB, Navy  
 Sept. 11 Courtland Sutton, WR, SMU  
 D'Angelo Brewer, RB, Tulsa  
 Sept. 18 Riley Ferguson, QB, Memphis  
 Sept. 25 Thomas Sirk, QB, East Carolina  
 Oct. 2 Adrian Killins Jr., RB, UCF  
 Zach Abey, QB, Navy  
 Oct. 9 Riley Ferguson, QB, Memphis  
 Oct. 16 McKenzie Milton, QB, UCF  
 Oct. 23 Trey Quinn, WR, SMU  
 Oct. 30 D'Eriq King, QB, Houston  
 Nov. 6 Quinton Flowers, QB, South Florida  
 Nov. 12 Malcolm Perry, QB, Navy  
 Nov. 20 McKenzie Milton, QB UCF  
 Trevon Brown, WR, East Carolina  
 Nov. 27 McKenzie Milton, QB, UCF  
 Quinton Flowers, QB, South Florida

### Defense

Sept. 4 Jordan Wyatt, S, SMU  
 Sept. 11 Ed Oliver, DT, Houston  
 Sept. 18 Malik Clements, S, Cincinnati  
 Quincy Roche, DE, Temple  
 Sept. 25 Deatrick Nichols, CB, South Florida  
 Oct. 2 Justin Lawler, DE, SMU  
 Oct. 9 Terrell Williams, DB, Houston  
 Oct. 16 Austin Hall, DB/LB, Memphis  
 Oct. 23 TJ Carter, DB, Memphis  
 Oct. 30 Genard Avery, LB, Memphis  
 Nov. 6 Sharif Finch, DE, Temple  
 Nov. 12 Rae Juan Marbley, LB, Tulane  
 Nov. 20 Auggie Sanchez, LB, South Florida  
 Nov. 27 Ed Oliver, DT, Houston

### Special Teams

Sept. 4 Tony Pollard, WR, Memphis  
 Sept. 11 Aaron Boumerhi, K, Temple  
 Sept. 18 Dane Roy, P, Houston  
 Sept. 25 Emilio Nadelman, K, South Florida  
 Oct. 2 Matthew Wright, K, UCF  
 Oct. 9 Bennett Moehring, K, Navy  
 Oct. 16 Mike Hughes, CB, UCF  
 Emilio Nadelman, K, South Florida  
 Oct. 23 Jake Verity, K, East Carolina  
 Oct. 30 Mike Hughes, CB, UCF  
 Nov. 6 Emilio Nadelman, K, South Florida  
 Nov. 12 Isaiah Wright, WR, Temple  
 Nov. 20 Emilio Nadelman, K, South Florida  
 Nov. 27 Mike Hughes, CB, UCF

## 2018

### Offense

Sept. 3 McKenzie Milton, QB, UCF  
 Sept. 10 D'Eriq King, QB, Houston  
 Sept. 17 Darrell Henderson, RB, Memphis  
 Blake Barnett, QB, South Florida  
 Sept. 24 McKenzie Milton, QB, UCF  
 Oct. 1 McKenzie Milton, QB, UCF  
 Oct. 8 Jordan Cronkrite, RB, South Florida  
 Oct. 15 McKenzie Milton, QB, UCF  
 Oct. 22 D'Eriq King, QB, Houston  
 Oct. 29 D'Eriq King, QB, Houston  
 Nov. 5 Ben Hicks, QB, SMU  
 Nov. 11 Ryquell Armstead, RB, Temple  
 Nov. 19 Holton Ahlers, QB, East Carolina  
 Nov. 26 Justin McMillan, QB, Tulane

### Defense

Sept. 3 Bryan Wright, LB, Cincinnati  
 Ed Oliver, DT, Houston  
 Sean Williams, S, Navy  
 Sept. 10 Michael Dogbe, DT, Temple  
 Sept. 17 Quincy Roche, DE, Temple  
 Sept. 24 Nate Harvey, DE, East Carolina  
 Oct. 1 Nate Harvey, DE, East Carolina  
 Oct. 8 Titus Davis, DE, UCF  
 Oct. 15 Ed Oliver, DT, Houston  
 Oct. 22 Nate Evans, LB, UCF  
 Austin Robinson, LB, Houston  
 Oct. 29 James Wiggins, S, Cincinnati  
 Nov. 5 Cortez Broughton, DT, Cincinnati  
 Kyran Mitchell, LB, SMU  
 Nov. 11 Roderic Teamer Jr., S, Tulane  
 Nov. 19 Titus Davis, DE, UCF  
 Nate Harvey, DE, East Carolina  
 Nov. 26 Arquon Bush, CB, Cincinnati

### Special Teams

Sept. 3 Thomas Bennett, P, Tulsa  
 Sept. 10 Terrence Horne Jr., WR, South Florida  
 Sept. 17 Bennett Moehring, K, Navy  
 Sept. 24 Reggie Roberson Jr., WR, SMU  
 Oct. 1 Jake Verity, K, East Carolina  
 Oct. 8 Isaiah Wright, WR, Temple  
 Oct. 15 Matthew Wright, K, UCF  
 Coby Weiss, K, South Florida  
 Oct. 22 Matthew Wright, K, UCF  
 Oct. 29 Cole Smith, K, Cincinnati  
 Nov. 5 Merek Glover, K, Tulane  
 Nov. 11 Pop Williams, WR, Memphis  
 Nov. 19 Isaiah Wright, WR, Temple  
 Nov. 26 Isaiah Wright, WR, Temple



Quinton Flowers, South Florida



Ed Oliver, Houston



Isaiah Wright, Temple

# WEEKLY HONORS

## 2019

### Offense

Sept. 2	Justin McMillan, QB, Tulane
Sept. 9	Xavier Jones, RB, SMU
Sept. 16	Dillon Gabriel, QB, UCF Malcolm Perry, QB, Navy
Sept. 23	Jalen McCleskey, WR, Tulane
Sept. 30	Desmond Ridder, QB, Cincinnati Shane Buechele, QB, SMU
Oct. 7	James Proche, WR, SMU
Oct. 14	Malcolm Perry, QB, Navy
Oct. 21	Kenneth Gainwell, RB, Memphis Shane Buechele, QB SMU
Oct. 28	Kevin Mensah, RB, UConn Jamale Carothers, FB, Navy
Nov. 4	Antonio Gibson, WR, Memphis
Nov. 11	Tyler Snead, WR, East Carolina
Nov. 18	Brady White, QB, Memphis
Nov. 25	Malcolm Perry, QB, Navy
Dec. 2	Jamale Carothers, FB, Navy

### Defense

Sept. 2	Bryce Huff, DE, Memphis
Sept. 9	Patrick Nelson, S, SMU
Sept. 16	Harrison Hand, CB, Temple
Sept. 23	Cooper Edmiston, LB, Tulsa
Sept. 30	Benny Walls, S, Temple
Oct. 7	Jarell White, LB, Cincinnati
Oct. 14	Ja'Von Hicks, S, Cincinnati
Oct. 21	Jacob Springer, LB, Navy
Oct. 28	Patrick Nelson, LB, SMU
Nov. 4	P.J. Hall, S, Tulane
Nov. 11	Reggie Robinson II, CB, Tulsa
Nov. 18	Quincy Roche, DE, Temple
Nov. 25	Darrick Forrest, S, Cincinnati
Dec. 2	Bryce Huff, DE, Memphis

### Special Teams

Sept. 2	CJ Sanders, WR, SMU
Sept. 9	Dalton Witherspoon, K, Houston
Sept. 16	Adam Williams, P, Memphis
Sept. 23	Jake Verity, K, East Carolina
Sept. 30	Gabriel Rogers, DB, Memphis
Oct. 7	James Smith, P, Cincinnati
Oct. 14	Will Mobley, K, Temple
Oct. 21	Dane Roy, P, Houston
Oct. 28	Bijan Nichols, K, Navy
Nov. 4	Riley Patterson, K, Memphis
Nov. 11	Thomas Bennett, P, Tulsa
Nov. 18	Sam Crosa, K, Cincinnati
Nov. 25	Dane Roy, P, Houston
Dec. 2	Chris Claybrooks, CB, Memphis



Justin McMillan, Tulane

## 2020

### Offense

Sept. 14	Brady White, QB, Memphis
Sept. 21	Dillon Gabriel, QB, UCF
Sept. 28	Dillon Gabriel, QB, UCF
Oct. 5	Shane Buechele, QB, SMU
Oct. 12	Marquez Stevenson, WR, Houston
Oct. 19	Dillon Gabriel, QB, UCF Brady White, QB, Memphis
Oct. 26	Desmond Ridder, QB, Cincinnati
Nov. 2	Desmond Ridder, QB, Cincinnati
Nov. 9	Brady White, QB, Memphis
Nov. 16	Desmond Ridder, QB, Cincinnati
Nov. 23	Desmond Ridder, QB, Cincinnati Davis Brin, QB, Tulsa
Nov. 29	Holton Ahlers, QB, East Carolina
Dec. 5	Michael Pratt, QB, Tulane
Dec. 12	Brady White, QB, Memphis

### Defense

Sept. 14	Cameron Sample, DE, Tulane
Sept. 21	Diego Fagot, LB, Navy
Sept. 28	Jarell White, LB, Cincinnati
Oct. 5	Zaven Collins, LB, Tulsa
Oct. 12	Terrell Adams, LB, Navy
Oct. 19	Arnold Ebiketie, DE, Temple
Oct. 26	Zaven Collins, LB, Tulsa
Nov. 2	Myjai Sanders, DE, Cincinnati
Nov. 9	Patrick Johnson, DE, Tulane
Nov. 16	Jarell White, LB, Cincinnati Zaven Collins, LB, Tulsa
Nov. 23	Zaven Collins, LB, Tulsa
Nov. 29	Quindell Johnson, S, Memphis
Dec. 5	Jaxon Player, DT, Tulsa
Dec. 12	Jaylen Allen, LB, Memphis

### Special Teams

Sept. 14	Chris Naggar, K, SMU
Sept. 21	Bijan Nichols, K, Navy Chris Naggar, K, SMU
Sept. 28	Daniel Obarski, K, UCF
Oct. 5	Chris Naggar, K, SMU Lachlan Wilson, P, Tulsa
Oct. 12	Jake Verity, K, East Carolina
Oct. 19	Chris Naggar, K, SMU
Oct. 26	Dalton Witherspoon, K, Houston
Nov. 2	Daniel Obarski, K, UCF
Nov. 9	Spencer Shrader, K, South Florida
Nov. 16	Marcus Jones, CB/PR, Houston
Nov. 23	Tyler Snead, WR/KR, East Carolina
Nov. 29	Riley Patterson, K, Memphis
Dec. 5	Zack Long, K, Tulsa
Dec. 12	Riley Patterson, K, Memphis



Desmond Ridder, Cincinnati

## Career Player of the Week Honors

9	Jake Elliott, K, Memphis (2013-16)
8	McKenzie Milton, QB, UCF (2016-18)
6	Greg Ward Jr., QB, Houston (2013-16)
5	Paxton Lynch, QB, Memphis (2013-15) Tyler Matakevich, LB, Temple (2013-15) Riley Ferguson, QB, Memphis (2016-17) Quinton Flowers, QB, South Florida (2014-17) Desmond Ridder, QB, Cincinnati (2018-20) Brady White, QB, Memphis (2018-20)

# SERIES HISTORIES

## UCF VS. CINCINNATI

**Tied, 3-3 (American: Tied, 3-3)**

2015	Cincinnati	52-7	Nippert Stadium
2016	UCF	24-3	Bright House Networks Stad.
2017	UCF	51-23	Nippert Stadium
2018	UCF	38-13	Spectrum Stadium
2019	Cincinnati	27-24	Nippert Stadium
2020	Cincinnati	36-33	The Bounce House

## UCF VS. EAST CAROLINA

**East Carolina leads, 10-9 (American: UCF, 6-1)**

1991	East Carolina	47-25	Citrus Bowl
1993	East Carolina	41-17	Ficklen Stadium
1994	East Carolina	23-20	Dowdy-Ficklen Stadium
1996	East Carolina	28-7	Dowdy-Ficklen Stadium
2005	UCF	3-20	Dowdy-Ficklen Stadium
2006	East Carolina	23-10	Citrus Bowl
2007	East Carolina	52-38	Dowdy-Ficklen Stadium
2008	East Carolina	ot 13-10	Bright House Networks Stad.
2009	East Carolina	19-14	Dowdy-Ficklen Stadium
2010	UCF	49-35	Bright House Networks Stad.
2011	East Carolina	38-31	Dowdy-Ficklen Stadium
2012	UCF	40-20	Bright House Network Stad.
2014	UCF	32-30	Dowdy-Ficklen Stadium
2015	East Carolina	44-7	Bright House Networks Stad.
2016	UCF	47-29	Dowdy-Ficklen Stadium
2017	UCF	63-21	Spectrum Stadium
2018	UCF	37-10	Dowdy-Ficklen Stadium
2019	UCF	41-28	Spectrum Stadium
2020	UCF	51-28	Dowdy-Ficklen Stadium

## UCF VS. HOUSTON

**UCF leads, 7-3 (American: UCF, 4-2)**

2005	UCF	31-29	Citrus Bowl
2006	Houston	51-31	Robertson Stadium
2009	UCF	37-32	Bright House Networks Stad.
2010	UCF	40-33	Robertson Stadium
2013	UCF	19-14	Bright House Networks Stad.
2014	UCF	17-12	TDECU Stadium
2015	Houston	59-10	Bright House Networks Stad.
2016	Houston	31-24	TDECU Stadium
2019	UCF	44-29	Spectrum Stadium
2020	UCF	44-21	TDECU Stadium

## UCF VS. MEMPHIS

**UCF leads, 13-2 (American: UCF, 5-1)**

1990	Memphis	37-28	Liberty Bowl Stadium
2005	UCF	38-17	Citrus Bowl
2006	UCF	26-24	Liberty Bowl Stadium
2007	UCF	56-20	Bright House Networks Stad.
2008	UCF	28-21	Liberty Bowl Stadium
2009	UCF	32-14	Bright House Networks Stad.
2010	UCF	37-17	Liberty Bowl Stadium
2011	UCF	41-0	Bright House Networks Stad.
2012	UCF	35-17	Liberty Bowl Stadium
2013	UCF	24-17	Liberty Bowl Stadium
2017	UCF	40-13	Spectrum Stadium
	UCF	2ot 62-55	Spectrum Stadium
2018	UCF	31-30	Liberty Bowl Stadium
	UCF	58-41	Spectrum Stadium
2020	Memphis	50-49	Liberty Bowl Stadium

## UCF VS. NAVY

**UCF leads, 2-0 (American: UCF, 2-0)**

2017	UCF	31-21	Navy-Marine Corps Stadium
2018	UCF	35-24	Spectrum Stadium

## UCF VS. SMU

**UCF leads, 8-1 (American: UCF, 4-0)**

2007	UCF	49-20	Gerald J. Ford Stadium
2008	UCF	31-17	Bright House Networks Stad.
2010	UCF	17-7	Bright House Networks Stad.
2011	SMU	38-17	Gerald J. Ford Stadium
2012	UCF	42-17	Bright House Networks Stad.
2013	UCF	17-13	Gerald J. Ford Stadium
2014	UCF	53-7	Bright House Networks Stad.
2017	UCF	31-24	Gerald J. Ford Stadium
2018	UCF	48-20	Spectrum Stadium

## UCF VS. SOUTH FLORIDA

**Tied, 6-6 (American: UCF, 6-2)**

2005	South Florida	31-14	Raymond James Stadium
2006	South Florida	24-17	Citrus Bowl
2007	South Florida	64-12	Raymond James Stadium
2008	South Florida	ot 31-24	Bright House Networks Stad.
2013	UCF	23-20	Bright House Networks Stad.
2014	UCF	16-0	Raymond James Stadium
2015	South Florida	44-3	Bright House Networks Stad.
2016	South Florida	48-31	Raymond James Stadium
2017	UCF	49-42	Spectrum Stadium
2018	UCF	38-10	Raymond James Stadium
2019	UCF	34-7	Spectrum Stadium
2020	UCF	58-46	Raymond James Stadium

## UCF VS. TEMPLE

**UCF leads, 6-2 (American: UCF, 6-2)**

2013	UCF	39-36	Lincoln Financial Field
2014	UCF	34-14	Bright House Networks Stad.
2015	Temple	30-16	Lincoln Financial Field
2016	Temple	26-25	Bright House Networks Stad.
2017	UCF	45-19	Lincoln Financial Field
2018	UCF	52-40	Spectrum Stadium
2019	UCF	63-21	Lincoln Financial Field
2020	UCF	38-13	The Bounce House

## UCF VS. TULANE

**UCF leads, 8-2 (American: UCF, 4-1)**

2001	UCF	36-29	Louisiana Superdome
2005	UCF	34-24	Citrus Bowl
2006	Tulane	10-9	Louisiana Superdome
2009	UCF	49-0	Bright House Networks Stad.
2010	UCF	61-14	Louisiana Superdome
2014	UCF	20-13	Bright House Networks Stad.
2015	Tulane	45-31	Yulman Stadium
2016	UCF	37-6	Bright House Networks Stad.
2019	UCF	34-31	Yulman Stadium
2020	UCF	51-34	The Bounce House

## UCF VS. TULSA

**Tulsa leads, 9-3 (American: Tulsa, 4-1)**

2005	Tulsa	44-27	Citrus Bowl
2007	UCF	44-23	Bright House Networks Stad.
	UCF	44-25	Bright House Networks Stad.
2008	Tulsa	49-19	H.A. Chapman Stadium
2011	Tulsa	24-17	Bright House Networks Stad.
2012	Tulsa	23-21	H.A. Chapman Stadium
	Tulsa	ot 33-27	H.A. Chapman Stadium
2014	UCF	31-7	Bright House Networks Stad.
2015	Tulsa	45-30	H.A. Chapman Stadium
2016	Tulsa	35-20	Bright House Networks Stad.
2019	Tulsa	34-31	H.A. Chapman Stadium
2020	Tulsa	34-26	The Bounce House

## CINCINNATI VS. EAST CAROLINA

**East Carolina leads, 13-11 (American: Cincinnati, 6-1)**

1986	East Carolina	32-19	Ficklen Stadium
1987	East Carolina	56-28	Ficklen Stadium
1988	East Carolina	49-14	Nippert Stadium
1989	East Carolina	21-14	Nippert Stadium
1990	East Carolina	56-32	Ficklen Stadium
1991	East Carolina	30-19	Nippert Stadium
1992	East Carolina	42-21	Ficklen Stadium
1993	Cincinnati	34-14	Nippert Stadium
1994	East Carolina	35-21	Dowdy-Ficklen Stadium
1995	Cincinnati	13-10	Nippert Stadium
1997	East Carolina	14-7	Dowdy-Ficklen Stadium
1998	East Carolina	24-21	Nippert Stadium
1999	East Carolina	48-34	Dowdy-Ficklen Stadium
2001	East Carolina	28-26	Nippert Stadium
2002	Cincinnati	42-26	Dowdy-Ficklen Stadium
2003	Cincinnati	40-3	Nippert Stadium
2004	Cincinnati	24-19	Dowdy-Ficklen Stadium
2014	Cincinnati	54-46	Paul Brown Stadium
2015	Cincinnati	19-16	Dowdy-Ficklen Stadium
2016	Cincinnati	31-19	Nippert Stadium
2017	East Carolina	48-20	Dowdy-Ficklen Stadium
2018	Cincinnati	56-6	Nippert Stadium
2019	Cincinnati	46-43	Dowdy-Ficklen Stadium
2020	Cincinnati	55-17	Nippert Stadium

## CINCINNATI VS. HOUSTON

**Houston leads, 14-11 (American: Cincinnati, 4-1)**

1957	Houston	7-0	Nippert Stadium
1958	Houston	34-13	Nippert Stadium
1959	Houston	13-12	Rice Stadium
1960	Houston	14-0	Rice Stadium
1961	Houston	13-7	Nippert Stadium
1962	Houston	42-14	Rice Stadium
1964	Cincinnati	20-6	Rice Stadium
1965	Houston	21-6	Astrodome
1968	Houston	71-33	Astrodome
1971	Houston	12-3	Nippert Stadium
1972	Houston	49-0	Astrodome
1974	Houston	27-6	Astrodome
1975	Cincinnati	28-23	Nippert Stadium
1993	Cincinnati	41-17	Astrodome
1996	Cincinnati	31-20	Nippert Stadium
1997	Houston	ot 41-38	Robertson Stadium
1998	Cincinnati	44-43	Nippert Stadium
1999	Houston	23-20	Robertson Stadium
2000	Cincinnati	48-31	Nippert Stadium
2001	Cincinnati	29-28	Robertson Stadium
2002	Cincinnati	47-14	Nippert Stadium
2013	Cincinnati	24-17	BBVA Compass Stadium
2014	Cincinnati	38-31	Paul Brown Stadium
2015	Houston	33-30	TDECU Stadium
2019	Cincinnati	38-23	TDECU Stadium
2020	Cincinnati	38-10	Nippert Stadium

## CINCINNATI VS. MEMPHIS

**Memphis leads, 23-13 (American: Memphis, 5-2)**

1966	Memphis	26-14	Liberty Bowl Stadium
1967	Memphis	17-0	Liberty Bowl Stadium
1969	Memphis	52-6	Nippert Stadium
1970	Memphis	14-10	Liberty Bowl Stadium
1971	Memphis	45-21	Nippert Stadium
1972	Memphis	29-24	Liberty Bowl Stadium
1973	Memphis	17-13	Nippert Stadium
1974	Memphis	13-7	Liberty Bowl Stadium
1975	Cincinnati	13-3	Nippert Stadium
1978	Cincinnati	34-14	Liberty Bowl Stadium
1979	Memphis	23-17	Liberty Bowl Stadium
1980	Cincinnati	14-10	Nippert Stadium
1981	Cincinnati	38-7	Nippert Stadium
1982	Cincinnati	16-7	Liberty Bowl Stadium
1983	Memphis	43-10	Nippert Stadium
1984	Memphis	47-7	Liberty Bowl Stadium
1989	Memphis	34-17	Nippert Stadium
1992	Memphis	34-14	Liberty Bowl Stadium
1993	Cincinnati	23-20	Nippert Stadium
1994	Memphis	26-3	Liberty Bowl Stadium
1995	Cincinnati	28-3	Nippert Stadium
1996	Memphis	18-16	Liberty Bowl Stadium
1997	Cincinnati	20-17	Nippert Stadium
1998	Memphis	41-23	Liberty Bowl Stadium
1999	Memphis	21-13	Nippert Stadium
2000	Cincinnati	ot 13-10	Liberty Bowl Stadium
2001	Cincinnati	36-34	Liberty Bowl Stadium
2002	Cincinnati	48-10	Nippert Stadium
2003	Memphis	21-16	Liberty Bowl Stadium
2004	Cincinnati	49-10	Nippert Stadium
2013	Cincinnati	34-21	Liberty Bowl Stadium
2014	Memphis	41-14	Paul Brown Stadium
2015	Memphis	53-46	Liberty Bowl Stadium
2016	Memphis	34-7	Nippert Stadium
2019	Memphis	34-24	Liberty Bowl Stadium
	Memphis	29-24	Liberty Bowl Stadium
2020	Cincinnati	49-10	Nippert Stadium

## CINCINNATI VS. NAVY

**Navy leads, 3-0**

1940	Navy	14-0	Thompson Stadium
1956	Navy	13-7	Thompson Stadium
2017	Navy	42-32	Navy-Marine Corps Stadium

## CINCINNATI VS. SOUTH FLORIDA

**Cincinnati leads, 11-6 (American: Tied, 4-4)**

2003	South Florida	2ot 24-17	Raymond James Stadium
2004	Cincinnati	45-23	Nippert Stadium
2005	South Florida	31-16	Raymond James Stadium
2006	Cincinnati	23-6	Nippert Stadium
2007	Cincinnati	38-33	Raymond James Stadium
2008	Cincinnati	24-10	Nippert Stadium
2009	Cincinnati	34-17	Raymond James Stadium
2010	South Florida	38-30	Nippert Stadium
2011	Cincinnati	37-34	Raymond James Stadium
2012	Cincinnati	27-10	Nippert Stadium
2013	South Florida	26-20	Raymond James Stadium
2014	Cincinnati	34-17	Paul Brown Stadium
2015	South Florida	65-27	Raymond James Stadium
2016	South Florida	45-20	Nippert Stadium
2017	South Florida	33-3	Raymond James Stadium
2018	Cincinnati	35-23	Nippert Stadium
2019	Cincinnati	20-17	Raymond James Stadium
2020	Cincinnati	28-7	Nippert Stadium

## CINCINNATI VS. SMU

**Cincinnati leads, 4-1 (American: Cincinnati, 4-1)**

2013	Cincinnati	28-25	Nippert Stadium
2014	Cincinnati	41-3	Gerald J. Ford Stadium
2017	SMU	ot 31-28	Nippert Stadium
2018	Cincinnati	ot 26-20	Gerald J. Ford Stadium
2020	Cincinnati	42-13	Gerald J. Ford Stadium



# SERIES HISTORIES

## CINCINNATI VS. TEMPLE

Temple leads, 13-8-1 (American: Temple, 4-3)

1973	Temple	16-15	Temple Stadium
1974	Cincinnati	20-22	Nippert Stadium
1975	Temple	21-17	Temple Stadium
1976	Tie	17-17	Nippert Stadium
1978	Temple	16-13	Veterans Stadium
1979	Temple	35-14	Veterans Stadium
1980	Temple	23-7	Nippert Stadium
1981	Temple	24-13	Nippert Stadium
1982	Temple	41-7	Veterans Stadium
1983	Cincinnati	31-16	Nippert Stadium
1984	Temple	42-10	Veterans Stadium
1985	Temple	28-16	Nippert Stadium
2002	Cincinnati	35-22	Franklin Field
2003	Cincinnati	3ot 30-24	Nippert Stadium
2012	Cincinnati	34-10	Lincoln Financial Field
2013	Cincinnati	38-20	Nippert Stadium
2014	Cincinnati	14-6	Lincoln Financial Field
2015	Temple	34-26	Nippert Stadium
2016	Temple	34-13	Lincoln Financial Field
2017	Temple	35-24	Nippert Stadium
2018	Temple	ot 24-17	Lincoln Financial Field
2019	Cincinnati	15-13	Nippert Stadium

## CINCINNATI VS. TULANE

Tulane leads, 11-6 (American: Cincinnati, 3-0)

1909	Tulane	6-0	New Orleans
1948	Tulane	6-0	Nippert Stadium
1966	Tulane	28-21	Tulane Stadium
1970	Tulane	6-3	Nippert Stadium
1976	Cincinnati	21-14	Louisiana Superdome
1977	Tulane	16-13	Louisiana Superdome
1981	Cincinnati	17-13	Nippert Stadium
1990	Tulane	49-7	Louisiana Superdome
1996	Tulane	34-14	Nippert Stadium
1997	Tulane	31-17	Louisiana Superdome
1998	Tulane	52-34	Nippert Stadium
2000	Tulane	24-19	Louisiana Superdome
2001	Cincinnati	46-33	Nippert Stadium
2002	Tulane	35-17	Louisiana Superdome
2014	Cincinnati	38-14	Yulman Stadium
2017	Cincinnati	17-16	Yulman Stadium
2018	Cincinnati	37-21	Nippert Stadium

## CINCINNATI VS. TULSA

Tulsa leads, 17-16-2 (American: Cincinnati, 3-1)

1946	Tulsa	20-0	Skelly Stadium
1951	Cincinnati	47-35	Nippert Stadium
1952	Tie	14-14	Skelly Stadium
1953	Cincinnati	14-7	Skelly Stadium
1954	Cincinnati	40-7	Nippert Stadium
1955	Tie	21-21	Skelly Stadium
1956	Cincinnati	7-6	Nippert Stadium
1957	Tulsa	12-7	Skelly Stadium
1958	Cincinnati	15-6	Nippert Stadium
1959	Tulsa	14-7	Skelly Stadium
1960	Tulsa	34-3	Nippert Stadium
1961	Tulsa	19-0	Skelly Stadium
1962	Tulsa	24-18	Nippert Stadium
1963	Cincinnati	21-15	Skelly Stadium
1964	Cincinnati	28-23	Nippert Stadium
1965	Tulsa	49-6	Skelly Stadium
1966	Tulsa	13-0	Nippert Stadium
1967	Tulsa	35-6	Skelly Stadium
1968	Tulsa	34-27	Nippert Stadium
1969	Tulsa	40-24	Skelly Stadium
1970	Tulsa	7-3	Skelly Stadium
1973	Tulsa	16-13	Skelly Stadium
1975	Tulsa	24-16	Skelly Stadium
1976	Cincinnati	16-7	Nippert Stadium
1977	Cincinnati	28-0	Nippert Stadium
1978	Tulsa	27-26	Nippert Stadium
1980	Tulsa	31-13	Skelly Stadium
1993	Cincinnati	22-15	Skelly Stadium
1994	Cincinnati	28-13	Nippert Stadium
1995	Cincinnati	24-5	Skelly Stadium
1997	Cincinnati	34-24	Nippert Stadium
2015	Cincinnati	49-38	Nippert Stadium
2016	Tulsa	ot 40-37	H.A. Chapman Stadium
2019	Cincinnati	24-13	Nippert Stadium
2020	Cincinnati	27-24	Nippert Stadium

## EAST CAROLINA VS. HOUSTON

Tied, 7-7 (American: Houston, 2-0)

1997	East Carolina	28-27	Astrodome
1998	Houston	34-31	Dowdy-Ficklen Stadium
1999	East Carolina	19-3	Robertson Stadium
2000	East Carolina	62-20	Dowdy-Ficklen Stadium
2002	East Carolina	3ot 54-48	Robertson Stadium
2003	Houston	27-13	Dowdy-Ficklen Stadium
2004	Houston	34-24	Robertson Stadium
2007	East Carolina	37-35	Robertson Stadium
2008	Houston	41-24	Dowdy-Ficklen Stadium
2009	East Carolina	38-32	Dowdy-Ficklen Stadium
2011	Houston	56-3	Robertson Stadium
2012	East Carolina	48-28	Dowdy-Ficklen Stadium
2017	Houston	52-27	TDECU Stadium
2018	Houston	42-20	Dowdy-Ficklen Stadium

## EAST CAROLINA VS. MEMPHIS

East Carolina leads, 15-8 (American: Memphis, 2-0)

1990	East Carolina	24-17	Liberty Bowl Stadium
1991	East Carolina	20-13	Ficklen Stadium
1992	Memphis	42-7	Liberty Bowl Stadium
1993	Memphis	34-7	Ficklen Stadium
1994	East Carolina	30-6	Liberty Bowl Stadium
1995	East Carolina	31-17	Dowdy-Ficklen Stadium
1996	East Carolina	20-10	Liberty Bowl Stadium
1997	East Carolina	32-10	Dowdy-Ficklen Stadium
1998	East Carolina	34-31	Liberty Bowl Stadium
2000	Memphis	17-10	Liberty Bowl Stadium
2001	East Carolina	32-11	Dowdy-Ficklen Stadium
2003	Memphis	41-24	Liberty Bowl Stadium
2004	Memphis	38-35	Dowdy-Ficklen Stadium
2005	Memphis	27-24	Liberty Bowl Stadium
2006	East Carolina	35-20	Dowdy-Ficklen Stadium
2007	East Carolina	56-40	Liberty Bowl Stadium
2008	East Carolina	30-10	Dowdy-Ficklen Stadium
2009	East Carolina	38-19	Liberty Bowl Stadium
2010	East Carolina	49-27	Dowdy-Ficklen Stadium
2011	East Carolina	35-17	Liberty Bowl Stadium
2012	East Carolina	41-7	Dowdy-Ficklen Stadium
2017	Memphis	70-13	Liberty Bowl Stadium
2018	Memphis	59-41	Dowdy-Ficklen Stadium

## EAST CAROLINA VS. NAVY

Navy leads, 7-1 (American: Navy, 4-0)

2006	Navy	28-23	Navy-Marine Corps Stadium
2010	Navy	76-35	Dowdy-Ficklen Stadium
2011	East Carolina	38-35	Navy-Marine Corps Stadium
2012	Navy	56-28	Dowdy-Ficklen Stadium
2015	Navy	45-21	Navy-Marine Corps Stadium
2016	Navy	66-31	Dowdy-Ficklen Stadium
2019	Navy	42-10	Navy-Marine Corps Stadium
2020	Navy	27-23	Navy-Marine Corps Stadium

## EAST CAROLINA VS. SOUTH FLORIDA

South Florida leads, 9-2 (American: South Florida, 5-2)

2002	South Florida	46-30	Dowdy-Ficklen Stadium
2003	South Florida	38-37	Dowdy-Ficklen Stadium
2004	South Florida	41-17	Raymond James Stadium
2006	South Florida	24-7	Legion Field
2014	East Carolina	28-17	Raymond James Stadium
2015	South Florida	22-17	Dowdy-Ficklen Stadium
2016	South Florida	38-22	Raymond James Stadium
2017	South Florida	61-31	Dowdy-Ficklen Stadium
2018	South Florida	20-13	Raymond James Stadium
2019	South Florida	45-20	Dowdy-Ficklen Stadium
2020	East Carolina	44-24	Raymond James Stadium

## EAST CAROLINA VS. SMU

East Carolina leads, 5-2 (American: East Carolina, 3-0)

2005	East Carolina	24-17	Gerald J. Ford Stadium
2006	East Carolina	38-21	Dowdy-Ficklen Stadium
2009	SMU	28-21	Gerald J. Ford Stadium
2010	SMU	ot 45-38	Dowdy-Ficklen Stadium
2014	East Carolina	45-24	Dowdy-Ficklen Stadium
2015	East Carolina	49-23	Gerald J. Ford Stadium
2020	East Carolina	52-38	Dowdy-Ficklen Stadium

## EAST CAROLINA VS. TEMPLE

Temple leads, 10-8 (American: Temple, 6-1)

1982	East Carolina	23-10	Veterans Stadium
1983	East Carolina	24-11	Veterans Stadium
1984	Temple	17-0	Ficklen Stadium
1985	Temple	21-7	Ficklen Stadium
1986	Temple	45-28	Veterans Stadium
1987	East Carolina	31-26	Ficklen Stadium
1988	East Carolina	34-17	Veterans Stadium
1989	East Carolina	31-24	Ficklen Stadium
1990	Temple	30-27	Veterans Stadium
1994	East Carolina	31-14	Dowdy-Ficklen Stadium
1995	East Carolina	32-22	Dowdy-Ficklen Stadium
2014	Temple	20-10	Lincoln Financial Field
2015	Temple	24-14	Dowdy-Ficklen Stadium
2016	Temple	37-10	Lincoln Financial Field
2017	Temple	34-10	Dowdy-Ficklen Stadium
2018	Temple	49-6	Lincoln Financial Field
2019	Temple	27-17	Dowdy-Ficklen Stadium
2020	East Carolina	28-3	Lincoln Financial Field

## EAST CAROLINA VS. TULANE

East Carolina leads, 11-5 (American: Tulane, 3-1)

1991	East Carolina	38-28	Ficklen Stadium
1997	Tulane	33-16	Louisiana Superdome
1999	East Carolina	52-7	Dowdy-Ficklen Stadium
2000	East Carolina	37-17	Dowdy-Ficklen Stadium
2001	East Carolina	51-24	Louisiana Superdome
2002	East Carolina	24-20	Dowdy-Ficklen Stadium
2003	Tulane	28-18	Louisiana Superdome
2004	East Carolina	27-25	Dowdy-Ficklen Stadium
2007	East Carolina	35-12	Dowdy-Ficklen Stadium
2008	East Carolina	28-24	Louisiana Superdome
2011	East Carolina	34-13	Dowdy-Ficklen Stadium
2012	East Carolina	28-23	Mercedes-Benz Superdome
2013	Tulane	ot 36-33	Mercedes-Benz Superdome
2014	East Carolina	34-6	Dowdy-Ficklen Stadium
2017	Tulane	ot 31-24	Dowdy-Ficklen Stadium
2018	Tulane	24-18	Yulman Stadium
2020	Tulane	38-21	Dowdy-Ficklen Stadium

## EAST CAROLINA VS. TULSA

Tulsa leads, 8-7 (American: Tulsa leads, 3-2)

1984	Tulsa	31-20	Skelly Stadium
1985	Tulsa	21-20	Ficklen Stadium
1993	Tulsa	52-26	Ficklen Stadium
1994	East Carolina	28-21	Skelly Stadium
1995	East Carolina	28-7	Dowdy-Ficklen Stadium
2005	Tulsa	45-13	Skelly Stadium
2006	Tulsa	31-10	Dowdy-Ficklen Stadium
2008	East Carolina	27-24	H.A. Chapman Stadium
2009	East Carolina	44-17	H.A. Chapman Stadium
2010	East Carolina	51-49	Dowdy-Ficklen Stadium
2014	East Carolina	49-32	H.A. Chapman Stadium
2015	East Carolina	30-17	Dowdy-Ficklen Stadium
2016	Tulsa	45-24	H.A. Chapman Stadium
2019	Tulsa	49-24	Dowdy-Ficklen Stadium
2020	Tulsa	34-30	H.A. Chapman Stadium

## HOUSTON VS. MEMPHIS

Houston leads, 15-14 (American: Memphis, 5-3)

1963	Memphis	29-6	Crump Stadium
1966	Memphis	14-13	Astrodome
1967	Houston	35-18	Astrodome
1968	Houston	27-7	Liberty Bowl Stadium
1971	Houston	35-7	Liberty Bowl Stadium
1973	Houston	35-21	Astrodome
1974	Houston	13-10	Astrodome
1975	Memphis	14-7	Liberty Bowl Stadium
1978	Memphis	17-3	Liberty Bowl Stadium
1996	Houston	37-20	Astrodome
1997	Memphis	24-3	Liberty Bowl Stadium
1998	Houston	35-14	Robertson Stadium
2000	Houston	3ot 33-30	Liberty Bowl Stadium
2001	Memphis	52-33	Robertson Stadium
2002	Houston	26-21	Liberty Bowl Stadium
2003	Memphis	45-14	Robertson Stadium
2004	Memphis	41-14	Liberty Bowl Stadium
2005	Memphis	35-20	Robertson Stadium
2006	Houston	ot 23-20	Liberty Bowl Stadium
2009	Houston	55-14	Robertson Stadium
2010	Houston	56-17	Liberty Bowl Stadium
2013	Houston	25-15	BBVA Compass Stadium
2014	Houston	28-24	Liberty Bowl Stadium
2015	Houston	35-34	TDECU Stadium
2016	Memphis	48-44	Liberty Bowl Stadium
2017	Memphis	42-38	TDECU Stadium
2018	Memphis	52-31	Liberty Bowl Stadium
2019	Memphis	45-27	TDECU Stadium
2020	Memphis	30-27	Liberty Bowl Stadium

# SERIES HISTORIES

## HOUSTON VS. NAVY

**Houston leads, 5-2 (American: Houston, 4-2)**

1980	Houston	35-0	Giants Stadium
2015	Houston	52-31	TDECU Stadium
2016	Navy	46-40	Navy-Marine Corps Stadium
2017	Houston	24-14	TDECU Stadium
2018	Houston	49-36	Navy-Marine Corps Stadium
2019	Navy	56-41	TDECU Stadium
2020	Houston	37-21	Navy-Marine Corps Stadium

## HOUSTON VS. SOUTH FLORIDA

**Houston leads, 5-2 (American: Houston, 5-0)**

2001	South Florida	45-6	Raymond James Stadium
2002	South Florida	32-14	Robertson Stadium
2013	Houston	35-23	Reliant Stadium
2014	Houston	27-3	Raymond James Stadium
2017	Houston	28-24	Raymond James Stadium
2018	Houston	57-36	TDECU Stadium
2020	Houston	56-21	TDECU Stadium

## HOUSTON VS. SMU

**Houston leads, 21-13-1 (American: Houston, 4-3)**

1975	SMU	26-16	Astrodome
1976	Houston	29-6	Cotton Bowl
1977	SMU	37-23	Astrodome
1978	Houston	42-28	Cotton Bowl
1979	Houston	37-10	Astrodome
1980	Houston	13-11	Texas Stadium
1981	SMU	38-22	Astrodome
1982	SMU	20-14	Texas Stadium
1983	SMU	34-23	Mirage Bowl (Tokyo)
1984	Houston	29-20	Texas Stadium
1985	SMU	37-13	Astrodome
1986	SMU	10-3	Texas Stadium
1989	Houston	95-21	Astrodome
1990	Houston	44-17	Owby Stadium
1991	Houston	49-20	Astrodome
1992	SMU	41-16	Owby Stadium
1993	Tie	28-28	Astrodome
1994	Houston	39-33	Owby Stadium
1995	Houston	38-15	Astrodome
2000	Houston	17-15	Robertson Stadium
2005	SMU	29-24	Robertson Stadium
2006	Houston	37-27	Gerald J. Ford Stadium
2007	Houston	38-28	Robertson Stadium
2008	Houston	44-38	Gerald J. Ford Stadium
2009	Houston	38-15	Robertson Stadium
2010	Houston	45-20	Gerald J. Ford Stadium
2011	Houston	37-7	Robertson Stadium
2012	SMU	72-42	Gerald J. Ford Stadium
2013	Houston	34-0	Reliant Stadium
2014	Houston	35-9	Gerlad J. Ford Stadium
2015	Houston	49-28	TDECU Stadium
2016	SMU	38-16	Gerald J. Ford Stadium
2017	Houston	35-22	TDECU Stadium
2018	SMU	45-31	Gerald J. Ford Stadium
2019	SMU	34-31	TDECU Stadium

## HOUSTON VS. TEMPLE

**Houston leads, 6-1 (American: Houston, 4-1)**

1987	Houston	37-7	Veterans Stadium
1989	Houston	65-7	Astrodome
2013	Houston	22-13	Lincoln Financial Field
2014	Houston	31-10	TDECU Stadium
2015	Houston	24-13	TDECU Stadium
2017	Houston	20-13	Lincoln Financial Field
2018	Temple	59-49	TDECU Stadium

## HOUSTON VS. TULANE

**Houston leads, 18-7 (American: Houston, 4-3)**

1968	Houston	54-7	Astrodome
1973	Houston	47-7	Astrodome
1996	Houston	20-17	Louisiana Superdome
1997	Tulane	44-10	Astrodome
1998	Tulane	48-20	Louisiana Superdome
1999	Houston	36-31	Robertson Stadium
2000	Tulane	41-23	Louisiana Superdome
2002	Tulane	34-13	Robertson Stadium
2003	Houston	45-42	Louisiana Superdome
2004	Houston	24-3	Robertson Stadium
2005	Houston	35-14	Cajun Field
2006	Houston	45-7	Robertson Stadium
2007	Houston	34-10	Louisiana Superdome
2008	Houston	42-14	Robertson Stadium
2009	Houston	44-16	Louisiana Superdome
2010	Houston	42-23	Robertson Stadium
2011	Houston	73-17	Louisiana Superdome
2012	Houston	40-17	Robertson Stadium
2014	Tulane	31-24	TDECU Stadium
2015	Houston	42-7	Yulman Stadium
2016	Houston	30-18	TDECU Stadium
2017	Tulane	20-17	Yulman Stadium
2018	Houston	48-17	TDECU Stadium
2019	Tulane	38-31	Yulman Stadium
2020	Houston	49-31	TDECU Stadium

## HOUSTON VS. TULSA

**Houston leads, 25-19 (American: Houston, 5-1)**

1950	Tulsa	28-21	Rice Stadium
1951	Tulsa	46-27	Skelly Stadium
1952	Houston	33-7	Rice Stadium
1953	Tulsa	23-21	Skelly Stadium
1954	Houston	20-7	Rice Stadium
1955	Tulsa	14-7	Skelly Stadium
1956	Houston	14-0	Rice Stadium
1957	Houston	13-7	Skelly Stadium
1958	Tulsa	25-20	Rice Stadium
1959	Houston	22-13	Skelly Stadium
1960	Tulsa	26-16	Rice Stadium
1961	Houston	14-2	Skelly Stadium
1962	Houston	35-31	Rice Stadium
1963	Tulsa	22-21	Skelly Stadium
1964	Tulsa	31-23	Rice Stadium
1965	Tulsa	14-0	Astrodome
1966	Houston	73-14	Astrodome
1967	Tulsa	22-13	Skelly Stadium
1968	Houston	100-6	Astrodome
1969	Houston	47-14	Skelly Stadium
1970	Houston	21-9	Astrodome
1972	Houston	21-0	Skelly Stadium
1973	Houston	36-16	Astrodome
1974	Tulsa	30-14	Skelly Stadium
1975	Houston	42-30	Astrodome
1985	Tulsa	31-24	Skelly Stadium
1986	Tulsa	24-14	Astrodome
1988	Houston	82-28	Astrodome
1992	Tulsa	28-25	Skelly Stadium
1993	Tulsa	38-24	Astrodome
2005	Tulsa	30-23	Skelly Stadium
2006	Houston	27-10	Robertson Stadium
	Tulsa	56-7	Skelly Stadium
2008	Houston	70-30	Robertson Stadium
2009	Houston	46-45	H.A. Chapman Stadium
2010	Tulsa	28-25	Robertson Stadium
2011	Houston	48-16	H.A. Chapman Stadium
2012	Tulsa	41-7	Robertson Stadium
2014	Houston	38-28	TDECU Stadium
2015	Houston	38-24	H.A. Chapman Stadium
2016	Houston	38-31	TDECU Stadium
2017	Tulsa	45-17	H.A. Chapman Stadium
2018	Houston	41-26	TDECU Stadium
2019	Houston	24-14	H.A. Chapman Stadium

## MEMPHIS VS. NAVY

**Navy leads, 4-2 (American: Tied, 3-3)**

2015	Navy	45-20	Liberty Bowl Stadium
2016	Navy	42-28	Navy-Marine Corps Stadium
2017	Memphis	30-27	Liberty Bowl Stadium
2018	Navy	22-21	Navy-Marine Corps Stadium
2019	Memphis	35-23	Liberty Bowl Stadium
2020	Memphis	10-7	Navy-Marine Corps Stadium

## MEMPHIS VS. SOUTH FLORIDA

**Memphis leads, 7-4 (American: Memphis, 5-1)**

2001	Memphis	17-9	Liberty Bowl Stadium
2002	South Florida	31-28	Raymond James Stadium
2003	South Florida	21-16	Liberty Bowl Stadium
2004	Memphis	31-15	Raymond James Stadium
2008	South Florida	41-14	Tropicana Field
2013	Memphis	29-10	Raymond James Stadium
2014	Memphis	31-20	Liberty Bowl Stadium
2015	Memphis	24-17	Raymond James Stadium
2016	South Florida	49-42	Liberty Bowl Stadium
2019	Memphis	49-10	Raymond James Stadium
2020	Memphis	34-33	Liberty Bowl Stadium

## MEMPHIS VS. SMU

**Memphis leads, 9-4 (American: Memphis, 6-2)**

1976	Memphis	27-13	Liberty Bowl Stadium
2007	Memphis	3ot 55-52	Liberty Bowl Stadium
2008	Memphis	31-26	Gerald J. Ford Stadium
2009	SMU	42-0	Liberty Bowl Stadium
2012	SMU	44-13	Gerald J. Ford Stadium
2013	SMU	34-29	Liberty Bowl Stadium
2014	Memphis	48-10	Gerald J. Ford Stadium
2015	Memphis	63-0	Liberty Bowl Stadium
2016	Memphis	51-7	Gerald J. Ford Stadium
2017	Memphis	66-45	Liberty Bowl Stadium
2018	Memphis	28-18	Gerald J. Ford Stadium
2019	Memphis	54-48	Liberty Bowl Stadium
2020	SMU	30-27	Gerald J. Ford Stadium

## MEMPHIS VS. TEMPLE

**Tied, 3-3 (American: Tied, 3-3)**

2013	Temple	41-21	Liberty Bowl Stadium
2014	Memphis	16-13	Lincoln Financial Field
2015	Temple	31-12	Lincoln Financial Field
2016	Memphis	34-27	Liberty Bowl Stadium
2019	Temple	30-28	Lincoln Financial Field
2020	Memphis	41-29	Liberty Bowl Stadium

## MEMPHIS VS. TULANE

**Memphis leads, 23-13-1 (American: Memphis, 5-2)**

1954	Tie	13-13	Tulane Stadium
1976	Memphis	14-7	Louisiana Superdome
1977	Memphis	27-9	Liberty Bowl Stadium
1978	Tulane	41-24	Louisiana Superdome
1980	Tulane	21-16	Louisiana Superdome
1981	Tulane	24-7	Liberty Bowl Stadium
1982	Tulane	17-10	Louisiana Superdome
1983	Memphis	28-25	Liberty Bowl Stadium
1984	Tulane	14-9	Louisiana Superdome
1985	Memphis	38-21	Liberty Bowl Stadium
1986	Tulane	15-6	Louisiana Superdome
1987	Memphis	45-36	Liberty Bowl Stadium
1988	Tulane	20-19	Louisiana Superdome
1989	Tulane	38-34	Louisiana Superdome
1990	Memphis	21-14	Liberty Bowl Stadium
1992	Memphis	62-20	Louisiana Superdome
1994	Memphis	13-0	Liberty Bowl Stadium
1995	Memphis	23-8	Louisiana Superdome
1996	Memphis	17-10	Liberty Bowl Stadium
1997	Tulane	26-14	Louisiana Superdome
1998	Tulane	41-31	Liberty Bowl Stadium
1999	Memphis	49-7	Louisiana Superdome
2000	Tulane	37-14	Louisiana Superdome
2002	Memphis	38-10	Liberty Bowl Stadium
2003	Memphis	41-9	Louisiana Superdome
2004	Memphis	49-24	Liberty Bowl Stadium
2007	Memphis	28-27	Louisiana Superdome
2008	Memphis	45-6	Liberty Bowl Stadium
2011	Memphis	33-17	Louisiana Superdome
2012	Memphis	37-23	Liberty Bowl Stadium
2014	Memphis	38-7	Yulman Stadium
2015	Memphis	41-13	Liberty Bowl Stadium
2016	Memphis	24-14	Yulman Stadium
2017	Memphis	56-26	Liberty Bowl Stadium
2018	Tulane	40-24	Yulman Stadium
2019	Memphis	47-17	Liberty Bowl Stadium
2020	Tulane	35-21	Yulman Stadium

## MEMPHIS VS. TULSA

**Memphis leads, 19-11 (American: Memphis, 5-1)**

1961	Memphis	48-12	Skelly Stadium
1963	Memphis	28-15	Skelly Stadium
1964	Tulsa	19-7	Skelly Stadium
1965	Tulsa	32-28	Skelly Stadium
1966	Memphis	6-0	Liberty Bowl Stadium
1968	Memphis	32-6	Skelly Stadium
1969	Memphis	42-24	Liberty Bowl Stadium
1970	Tulsa	27-12	Skelly Stadium
1972	Memphis	49-21	Liberty Bowl Stadium
1973	Memphis	28-16	Liberty Bowl Stadium
1975	Memphis	16-14	Skelly Stadium
1976	Tulsa	16-14	Skelly Stadium
1987	Memphis	14-0	Skelly Stadium
1988	Memphis	26-20	Liberty Bowl Stadium
1990	Memphis	22-10	Skelly Stadium
1991	Tulsa	33-28	Liberty Bowl Stadium
1992	Memphis	30-25	Skelly Stadium
1993	Tulsa	23-19	Liberty Bowl Stadium
1994	Memphis	42-18	Skelly Stadium
1995	Memphis	10-7	Liberty Bowl Stadium
2005	Tulsa	ot 37-31	Skelly Stadium
2006	Tulsa	35-14	Liberty Bowl Stadium
2009	Tulsa	ot 33-30	H.A. Chapman Stadium
2010	Tulsa	48-7	Liberty Bowl Stadium
2014	Memphis	40-20	Liberty Bowl Stadium
2015	Memphis	66-42	H.A. Chapman Stadium
2016	Tulsa	59-30	Liberty Bowl Stadium
2017	Memphis	41-14	H.A. Chapman Stadium
2018	Memphis	47-21	Liberty Bowl Stadium
2019	Memphis	42-41	H.A. Chapman Stadium

## NAVY VS. SOUTH FLORIDA

**Navy leads, 2-1 (American: Navy, 2-1)**

2015	Navy	29-17	Navy-Marine Corps Stadium
2016	South Florida	52-45	Raymond James Stadium
2019	Navy	35-3	Navy-Marine Corps Stadium

# SERIES HISTORIES

## NAVY VS. SMU

### Navy leads, 13-9 (American: Navy, 4-2)

1930	SMU	20-7	Municipal Stadium
1931	SMU	13-6	Thompson Stadium
1959	SMU	20-7	Cotton Bowl
1960	Navy	26-7	Oyster Bowl
1963	SMU	32-28	Cotton Bowl
1966	SMU	21-3	Cotton Bowl
1993	SMU	42-13	Navy-Marine Corps Stadium
1995	Navy	33-2	Ownby Stadium
1996	Navy	19-17	Navy-Marine Corps Stadium
1997	Navy	46-16	Cotton Bowl
1998	SMU	24-11	Navy-Marine Corps Stadium
2002	Navy	38-7	Gerald J. Ford Stadium
2008	Navy	34-7	Navy-Marine Corps Stadium
2009	Navy	ot 38-35	Gerald J. Ford Stadium
2010	Navy	28-21	Navy-Marine Corps Stadium
2011	Navy	24-17	Gerald J. Ford Stadium
2015	Navy	55-14	Navy-Marine Corps Stadium
2016	Navy	75-31	Gerald J. Ford Stadium
2017	Navy	43-40	Navy-Marine Corps Stadium
2018	SMU	ot 31-30	Gerald J. Ford Stadium
2019	Navy	35-28	Navy-Marine Corps Stadium
2020	SMU	51-37	Gerald J. Ford Stadium

## NAVY VS. TEMPLE

### Temple leads, 8-7 (American: Temple 3-1)

1988	Temple	12-7	Navy-Marine Corps Stadium
1991	Temple	21-14	Veterans Stadium
1997	Navy	49-17	Navy-Marine Corps Stadium
2000	Temple	17-6	Navy-Marine Corps Stadium
2001	Temple	45-26	Veterans Stadium
2005	Navy	38-17	Navy-Marine Corps Stadium
2006	Navy	42-6	Navy-Marine Corps Stadium
2007	Navy	30-19	Lincoln Financial Field
2008	Navy	ot 33-27	Navy-Marine Corps Stadium
2009	Temple	27-24	Navy-Marine Corps Stadium
2014	Navy	31-24	Lincoln Financial Field
2016	Temple	34-10	Navy-Marine Corps Stadium
2017	Temple	34-26	Lincoln Financial Field
2018	Temple	24-17	Navy-Marine Corps Stadium
2020	Navy	31-29	Navy-Marine Corps Stadium

## NAVY VS. TULANE

### Tied, 12-12-1 (American: Navy, 5-1)

1949	Tie	21-21	Tulane Stadium
1950	Tulane	27-0	Memorial Stadium
1956	Tulane	21-6	Tulane Stadium
1958	Tulane	14-6	Norfolk, Va.
1973	Tulane	17-15	Tulane Stadium
1991	Tulane	34-7	Louisiana Superdome
1992	Navy	20-17	Navy-Marine Corps Stadium
1993	Tulane	27-25	Louisiana Superdome
1994	Navy	17-15	Louisiana Superdome
1995	Navy	35-7	Navy-Marine Corps Stadium
1996	Navy	35-21	Navy-Marine Corps Stadium
1998	Tulane	42-24	Louisiana Superdome
1999	Navy	45-21	Navy-Marine Corps Stadium
2000	Tulane	50-38	Louisiana Superdome
2001	Tulane	42-28	Navy-Marine Corps Stadium
2002	Tulane	51-30	Louisiana Superdome
2003	Navy	35-17	Navy-Marine Corps Stadium
2004	Tulane	42-10	Louisiana Superdome
2005	Navy	49-21	Navy-Marine Corps Stadium
2015	Navy	31-14	Navy-Marine Corps Stadium
2016	Navy	21-14	Yulman Stadium
2017	Navy	23-21	Navy-Marine Corps Stadium
2018	Tulane	29-28	Yulman Stadium
2019	Navy	41-38	Navy-Marine Corps Stadium
2020	Navy	27-24	Yulman Stadium

## NAVY VS. TULSA

### Navy leads, 6-2 (American: Navy, 5-1)

2004	Navy	29-0	Skelly Stadium
2006	Tulsa	ot 24-23	Navy-Marine Corps Stadium
2015	Navy	44-21	H.A. Chapman Stadium
2016	Navy	42-40	Navy-Marine Corps Stadium
2017	Navy	31-21	H.A. Chapman Stadium
2018	Navy	37-29	Navy-Marine Corps Stadium
2019	Navy	45-17	H.A. Chapman Stadium
2020	Tulsa	19-6	Navy-Marine Corps Stadium

## SOUTH FLORIDA VS. SMU

### South Florida leads, 3-2 (American: South Florida, 3-2)

2013	SMU	16-6	Raymond James Stadium
2014	South Florida	14-13	Gerald J. Ford Stadium
2015	South Florida	38-14	Raymond James Stadium
2016	South Florida	35-27	Gerald J. Ford Stadium
2019	South Florida	48-21	Raymond James Stadium

## SOUTH FLORIDA VS. TEMPLE

### Temple leads, 5-2 (American: Temple, 4-2)

2012	Temple	37-28	Lincoln Financial Field
2015	South Florida	44-23	Raymond James Stadium
2016	Temple	46-30	Lincoln Financial Field
2017	South Florida	43-7	Raymond James Stadium
2018	Temple	27-17	Lincoln Financial Field
2019	Temple	17-7	Raymond James Stadium
2020	Temple	39-37	Lincoln Financial Field

## SOUTH FLORIDA VS. TULANE

### Tied, 1-1 (American: Tied, 1-1)

2017	South Florida	34-28	Yulman Stadium
2018	Tulane	41-15	Raymond James Stadium

## SOUTH FLORIDA VS. TULSA

### South Florida leads, 3-1 (American: South Florida, 3-1)

2014	South Florida	38-30	H.A. Chapman Stadium
2017	South Florida	27-20	Raymond James Stadium
2018	South Florida	25-24	H.A. Chapman Stadium
2020	Tulsa	42-13	Raymond James Stadium

## SMU VS. TEMPLE

### SMU leads, 3-2-2 (American: SMU leads, 3-2)

1942	Tie	6-6	Temple Stadium
1946	Tie	7-7	Ownby Stadium
2013	SMU	59-49	Gerald J. Ford Stadium
2015	Temple	60-40	Gerald J. Ford Stadium
2016	Temple	45-20	Lincoln Financial Field
2019	SMU	45-21	Gerald J. Ford Stadium
2020	SMU	47-23	Lincoln Financial Field

## SMU VS. TULANE

### SMU leads, 14-13 (American: SMU, 6-0)

1943	Tulane	12-6	Tulane Stadium
1944	Tulane	27-7	Tulane Stadium
1945	Tulane	19-7	Tulane Stadium
1977	SMU	28-23	Cotton Bowl
1979	Tulane	24-17	Louisiana Superdome
1980	SMU	31-21	Louisiana Superdome
1982	SMU	51-7	Texas Stadium
1990	Tulane	43-7	Louisiana Superdome
1991	SMU	31-17	Louisiana Superdome
1992	Tulane	13-12	Ownby Stadium
1998	Tulane	31-21	Cotton Bowl
1999	Tulane	53-19	Louisiana Superdome
2000	Tulane	29-17	Gerald J. Ford Stadium
2005	Tulane	31-10	Gerald J. Ford Stadium
2006	SMU	33-28	Louisiana Superdome
2007	Tulane	ot 41-34	Gerald J. Ford Stadium
2008	Tulane	34-27	Louisiana Superdome
2009	SMU	26-21	Gerald J. Ford Stadium
2010	SMU	31-17	Louisiana Superdome
2011	SMU	45-24	Gerald J. Ford Stadium
2012	Tulane	27-26	Mercedes-Benz Superdome
2015	SMU	49-21	Gerald J. Ford Stadium
2016	SMU	35-31	Yulman Stadium
2017	SMU	41-38	Gerald J. Ford Stadium
2018	SMU	27-23	Yulman Stadium
2019	SMU	37-20	Gerald J. Ford Stadium
2020	SMU	ot 37-34	Yulman Stadium

## SMU VS. TULSA

### SMU leads, 15-12 (American: Tulsa, 5-2)

1935	SMU	14-0	Skelly Stadium
1943	Tulsa	20-7	Ownby Stadium
1991	Tulsa	31-26	Ownby Stadium
1996	SMU	17-10	Cotton Bowl
1997	SMU	42-41	Skelly Stadium
1998	SMU	33-3	Cotton Bowl
1999	SMU	28-14	Skelly Stadium
2000	SMU	24-20	Gerald J. Ford Stadium
2001	SMU	24-14	Skelly Stadium
2002	SMU	24-21	Gerald J. Ford Stadium
2003	Tulsa	35-16	Skelly Stadium
2004	SMU	ot 41-35	Gerald J. Ford Stadium
2005	Tulsa	20-13	Skelly Stadium
2006	SMU	34-24	Gerald J. Ford Stadium
2007	Tulsa	29-23	H.A. Chapman Stadium
2008	Tulsa	37-31	Gerald J. Ford Stadium
2009	SMU	27-13	H.A. Chapman Stadium
2010	SMU	21-18	Gerald J. Ford Stadium
2011	Tulsa	38-7	H.A. Chapman Stadium
2012	SMU	35-27	Gerald J. Ford Stadium
2014	Tulsa	38-28	H.A. Chapman Stadium
2015	Tulsa	40-31	Gerald J. Ford Stadium
2016	Tulsa	ot 43-40	H.A. Chapman Stadium
2017	SMU	38-34	Gerald J. Ford Stadium
2018	Tulsa	27-24	H.A. Chapman Stadium
2019	SMU	3ot 43-37	Gerald J. Ford Stadium
2020	Tulsa	28-24	H.A. Chapman Stadium

## TEMPLE VS. TULANE

### Temple leads, 4-2 (American: Temple, 4-1)

1935	Tulane	20-14	Tulane Stadium
2014	Temple	10-3	Yulman Stadium
2015	Temple	49-10	Lincoln Financial Field
2016	Temple	31-0	Yulman Stadium
2019	Temple	29-21	Lincoln Financial Field
2020	Tulane	38-3	Yulman Stadium

## TEMPLE VS. TULSA

### Temple leads, 3-2 (American: Temple, 3-0)

1987	Tulsa	24-17	Veterans Stadium
1988	Tulsa	15-10	Skelly Stadium
2014	Temple	35-24	Lincoln Financial Field
2017	Temple	43-22	H.A. Chapman Stadium
2018	Temple	31-17	Lincoln Financial Field

## TULANE VS. TULSA

### Tulsa leads, 12-5 (American: Tulsa leads, 4-3)

1968	Tulane	25-15	Tulane Stadium
2005	Tulsa	38-14	Malone Stadium
2006	Tulsa	38-3	Skelly Stadium
2007	Tulsa	49-25	Louisiana Superdome
2008	Tulsa	56-7	H.A. Chapman Stadium
2009	Tulsa	37-13	Louisiana Superdome
2010	Tulsa	52-24	H.A. Chapman Stadium
2011	Tulsa	31-3	Louisiana Superdome
2012	Tulsa	45-10	H.A. Chapman Stadium
2013	Tulane	14-7	Mercedes-Benz Superdome
2014	Tulsa	3ot 38-31	H.A. Chapman Stadium
2015	Tulsa	45-34	Yulman Stadium
2016	Tulsa	50-27	H.A. Chapman Stadium
2017	Tulane	62-28	Yulman Stadium
2018	Tulane	24-17	H.A. Chapman Stadium
2019	Tulane	38-26	Yulman Stadium
2020	Tulsa	ot 30-24	H.A. Chapman Stadium

# NATIONAL AWARDS

## HEISMAN MEMORIAL TROPHY

Originally presented in 1935 as the DAC Trophy by the Downtown Athletic Club to the best college player east of the Mississippi River. In 1936, players across the country were eligible and the award was renamed the Heisman Memorial Trophy. The award goes to the outstanding college football player

1935	Jay Berwanger, Chicago, HB
1936	Larry Kelley, Yale, E
1937	Clint Frank, Yale, HB
1938	Davey O'Brien, TCU, QB
1939	Nile Kinnick, Iowa, HB
1940	Tom Harmon, Michigan, HB
1941	Bruce Smith, Minnesota, HB
1942	Frank Sinkwich, Georgia, HB
1943	Angelo Bertelli, Notre Dame, QB
1944	Les Horvath, Ohio State, QB
1945	Doc Blanchard, Army, FB
1946	Glenn Davis, Army, HB
1947	John Lujack, Notre Dame, QB
1948	<b>Doak Walker, SMU, HB</b>
1949	Leon Hart, Notre Dame, E
1950	Vic Janowicz, Ohio State, HB
1951	Dick Kazmaier, Princeton, HB
1952	Billy Vessels, Oklahoma, HB
1953	Johnny Lattner, Notre Dame, HB
1954	Alan Ameche, Wisconsin, FB
1955	Howard Cassidy, Ohio State, HB
1956	Paul Hornung, Notre Dame, QB
1957	John David Crow, Texas A&M, HB
1958	Pete Dawkins, Army, HB
1959	Billy Cannon, LSU, HB
1960	<b>Joe Bellino, Navy, HB</b>
1961	Ernie Davis, Syracuse, HB
1962	Terry Baker, Oregon State, QB
1963	<b>Roger Staubach, Navy, QB</b>
1964	John Huarte, Notre Dame, QB
1965	Mike Garrett, USC, HB
1966	Steve Spurrier, Florida, QB
1967	Gary Beban, UCLA, QB
1968	O.J. Simpson, USC, HB
1969	Steve Owens, Oklahoma, HB
1970	Jim Plunkett, Stanford, QB

## HEISMAN TROPHY WINNERS

American Athletic Conference member institutions have produced four winners of college football's highest individual honor.



Doak Walker, SMU • 1948



Roger Staubach, Navy • 1963



Joe Bellino, Navy • 1960



Andre Ware, Houston • 1989

1971	Pat Sullivan, Auburn, QB
1972	Johnny Rodgers, Nebraska, FL
1973	John Cappelletti, Penn State, HB
1974	Archie Griffin, Ohio State, HB
1975	Archie Griffin, Ohio State, HB
1976	Tony Dorsett, Pittsburgh, HB
1977	Earl Campbell, Texas, HB
1978	Billy Sims, Oklahoma, HB
1979	Charles White, USC, HB
1980	George Rogers, South Carolina, HB
1981	Marcus Allen, USC, HB
1982	Herschel Walker, Georgia, HB
1983	Mike Rozier, Nebraska, HB
1984	Doug Flutie, Boston College, QB
1985	Bo Jackson, Auburn, RB
1986	Vinny Testaverde, Miami, QB
1987	Tim Brown, Notre Dame, WR
1988	Barry Sanders, Oklahoma State, RB
1989	<b>Andre Ware, Houston, QB</b>
1990	Ty Detmer, Brigham Young, QB
1991	Desmond Howard, Michigan, WR
1992	Gino Torretta, Miami, QB
1993	Charlie Ward, Florida State, QB
1994	Rashaan Salaam, Colorado, RB
1995	Eddie George, Ohio State, RB
1996	Danny Wuerffel, Florida, QB
1997	Charles Woodson, Michigan, DB
1998	Ricky Williams, Texas, RB
1999	Ron Dayne, Wisconsin, RB
2000	Chris Weinke, Florida State, QB
2001	Eric Crouch, Nebraska, QB
2002	Carson Palmer, USC, QB
2003	Jason White, Oklahoma, QB
2004	Matt Leinart, USC, QB
2005	Reggie Bush, USC, RB
2006	Troy Smith, Ohio State, QB
2007	Tim Tebow, Florida, QB
2008	Sam Bradford, Oklahoma, QB
2009	Mark Ingram, Alabama, RB
2010	Cam Newton, Auburn, QB
2011	Robert Griffin III, Baylor, QB
2012	Johnny Manziel, Texas A&M, QB
2013	Jameis Winston, Florida State, QB

2014	Marcus Mariota, Oregon, QB
2015	Derrick Henry, Alabama, RB
2016	Lamar Jackson, Louisville, QB
2017	Baker Mayfield, Oklahoma, QB
2018	Kyler Murray, Oklahoma, QB
2019	Joe Burrow, LSU, QB
2020	DeVonta Smith, Alabama, WR

## WILLIAM V. CAMPBELL TROPHY

Formerly known as the Vincent dePaul Draddy Trophy, the award recognizes the scholar-athlete who most fully represents the ideals of The National Football Foundation. The award was presented for the first time in 1990 and is given to the top scholar-athlete in football, both academically and on the field.

1990	Chris Howard, Air Force
1991	Brad Culpepper, Florida
1992	Jim Hansen, Colorado
1993	Thomas D. Burns, Virginia
1994	Robert B. Zatechka, Nebraska, OT
1995	Bobby Hoying, Ohio State, QB
1996	Danny Wuerffel, Florida, QB
1997	Peyton Manning, Tennessee, QB
1998	Matt Stinchcomb, Georgia, OL
1999	Chad Pennington, Marshall, QB
2000	Kyle Vanden Bosch, Nebraska, DE
2001	Joaquin Gonzalez, Miami, OT
2002	Brandon Roberts, Washington (Mo.)
2003	Craig Krenzel, Ohio State, QB
2004	Michael Munoz, Tennessee, OL
2005	Rudy Niswanger, LSU, OL
2006	Brian Leonard, Rutgers, FB
2007	Dallas Griffin, Texas, C
2008	Alex Mack, California, C
2009	Tim Tebow, Florida, QB
2010	Sam Acho, Texas, DE
2011	Andrew Rodriguez, Army, LB
2012	Barrett Jones, Alabama, C
2013	John Urschel, Penn State, OG
2014	David Helton, Duke, LB
2015	Ty Darlington, Oklahoma, C
2016	Zach Terrell, Western Michigan, QB
2017	Micah Kiser, Virginia, LB
2018	Christian Wilkins, Clemson, DE
2019	Justin Herbert, Oregon, QB
2020	<b>BRADY WHITE, MEMPHIS, QB</b>

## OUTLAND TROPHY

Honoring the outstanding interior lineman in the nation, first presented in 1946 by the Football Writers Association of America. The award is named for its benefactor, Dr. John H. Outland.

1946	George Connor, Notre Dame, T
1947	Joe Steffy, Army, G
1948	Bill Fischer, Notre Dame, G
1949	Ed Bagdon, Michigan State, G
1950	Bob Goin, Kentucky, T
1951	Jim Weatherall, Oklahoma, T
1952	Dick Modzelewski, Maryland, T
1953	J.D. Roberts, Oklahoma, G
1954	Bill Brooks, Arkansas, G
1955	Calvin Jones, Iowa, G
1956	Jim Parker, Ohio State, G
1957	Alex Karras, Iowa, T
1958	Zeke Smith, Auburn, G
1959	Mike McGee, Duke, T
1960	Tom Brown, Minnesota, G
1961	Merlin Olsen, Utah State, T
1962	Bobby Bell, Minnesota, T
1963	Scott Appleton, Texas, T
1964	Steve DeLong, Tennessee, T
1965	Tommy Nobis, Texas, G
1966	Lloyd Phillips, Arkansas, T
1967	Ron Yary, USC, T
1968	Bill Stanfill, Georgia, T
1969	Mike Reid, Penn State, DT
1970	Jim Stillwagon, Ohio State, MG
1971	Larry Jacobson, Nebraska, DT
1972	Rich Glover, Nebraska, MG
1973	John Hicks, Ohio State, OT

# NATIONAL AWARDS

- 1974 Randy White, Maryland, DE
- 1975 Lee Roy Selmon, Oklahoma, DT
- 1976 Ross Browner, Notre Dame, DE
- 1977 Brad Shearer, Texas, DT
- 1978 Greg Roberts, Oklahoma, G
- 1979 Jim Ritcher, North Carolina State, C
- 1980 Mark May, Pittsburgh, OT
- 1981 Dave Rimington, Nebraska, C
- 1982 Dave Rimington, Nebraska, C
- 1983 Dean Steinkuhler, Nebraska, G
- 1984 Bruce Smith, Virginia Tech, DT
- 1985 Mike Ruth, Boston College, NG
- 1986 Jason Buck, Brigham Young, DT
- 1987 Chad Hennings, Air Force, DT
- 1988 Tracy Rocker, Auburn, DT
- 1989 Mohammed Elewonibi, Brigham Young, G
- 1990 Russell Maryland, Miami, DT
- 1991 Steve Entman, Washington, DT
- 1992 Will Shields, Nebraska, G
- 1993 Rob Waldrop, Arizona, NG
- 1994 Zach Wiegert, Nebraska, OT
- 1995 Jonathan Ogden, UCLA, OT
- 1996 Orlando Pace, Ohio State, OT
- 1997 Aaron Taylor, Nebraska, OG
- 1998 Kris Farris, UCLA, OG
- 1999 Chris Samuels, Alabama, OT
- 2000 John Henderson, Tennessee, DT
- 2001 Bryant McKinnie, Miami, OT
- 2002 Rien Long, Washington State, DT
- 2003 Robert Gallery, Iowa, OT
- 2004 Jammal Brown, Oklahoma, OL
- 2005 Greg Eslinger, Minnesota, OL
- 2006 Joe Thomas, Wisconsin, OL
- 2007 Glenn Dorsey, LSU, DT
- 2008 Andre Smith, Alabama, OT
- 2009 Ndamukong Suh, Nebraska, DT
- 2010 Gabe Carimi, Wisconsin, OT
- 2011 Barrett Jones, Alabama, OT
- 2012 Luke Joeckel, Texas A&M, OT
- 2013 Aaron Donald, Pittsburgh, DT
- 2014 Brandon Scherff, Iowa, OT
- 2015 Josh Garnett, Stanford, OG
- 2016 Cam Robertson, Alabama, OG
- 2017 ED OLIVER, HOUSTON, DT**
- 2018 Quinnen Williams, Alabama, DT
- 2019 Penei Sewell, OT, Oregon
- 2020 Alex Leatherwood, OT, Alabama



Ed Oliver, Houston

## FWAA BRONKO NAGURSKI TROPHY

Honoring the nation's top defensive player as selected by the Football Writers Association of America. The award, presented by The Charlotte Touchdown Club, was introduced in 1993 and formally took on the name of 1920's Minnesota All-American in 1995.

- 1993 Rob Waldrop, Arizona, NG
- 1994 Warren Sapp, Miami, DT
- 1995 Pat Fitzgerald, Northwestern, NG
- 1996 Pat Fitzgerald, Northwestern, DT
- 1997 Charles Woodson, Michigan, DB
- 1998 Champ Bailey, Georgia, CB
- 1999 Corey Moore, Virginia Tech, DE
- 2000 Dan Morgan, Miami, LB
- 2001 Roy Williams, Oklahoma, DB
- 2002 Terrell Suggs, Arizona State, DE
- 2003 Derrick Strait, Oklahoma, DB
- 2004 Derrick Johnson, Texas, LB
- 2005 Elvis Dumerville, Louisville, DE
- 2006 James Laurinaitis, Ohio St., LB
- 2007 Glenn Dorsey, LSU, DT
- 2008 Brian Drakpo, Texas, DE
- 2009 Ndamukong Suh, Nebraska, DT
- 2010 Da'Quan Bowers, Clemson, DE
- 2011 Luke Kuechly, Boston College, LB
- 2012 Manti Te'o, Notre Dame, LB
- 2013 Aaron Donald, Pittsburgh, DT
- 2014 Scooby Wright, Arizona, LB
- 2015 TYLER MATAKEVICH, TEMPLE, LB**
- 2016 Jonathan Allen, Alabama, DE
- 2017 Bradley Chubb, North Carolina State, DE
- 2018 Josh Allen, Kentucky, LB
- 2019 Chase Young, Ohio State, DE
- 2020 ZAVEN COLLINS, LB, TULSA**



Zaven Collins, Tulsa

## MAXWELL AWARD

Honoring the nation's outstanding college football player, first presented in 1937 by the Maxwell Memorial Football Club of Philadelphia. The award is named after Robert "Tiny" Maxwell, a Philadelphia native who played on the University of Chicago as a lineman near the turn of the century.

- 1937 Clint Frank, Yale, HB
- 1938 Davey O'Brien, TCU, QB
- 1939 Nile Kinnick, Iowa, HB
- 1940 Tom Harmon, Michigan, HB
- 1941 Bill Dudley, Virginia, HB
- 1942 Paul Governali, Columbia, QB
- 1943 Bob Odell, Pennsylvania, HB
- 1944 Glenn Davis, Army, HB
- 1945 Doc Blanchard, Army, FB
- 1946 Charley Trippi, Georgia, HB
- 1947 Doak Walker, SMU, HB**
- 1948 Chuck Bednarik, Pennsylvania, C
- 1949 Leon Hart, Notre Dame, E
- 1950 Reds Bagnell, Pennsylvania, HB
- 1951 Dick Kazmaier, Princeton, HB
- 1952 Johnny Lattner, Notre Dame, HB
- 1953 Johnny Lattner, Notre Dame, HB
- 1954 Ron Beagle, Navy, E**
- 1955 Howard Cassady, Ohio State, HB
- 1956 Tommy McDonald, Oklahoma, HB
- 1957 Bob Reifersnyder, Navy, T
- 1958 Pete Dawkins, Army, HB
- 1959 Rich Lucas, Penn State, QB
- 1960 Joe Bellino, Navy, HB**
- 1961 Bob Ferguson, Ohio State, FB
- 1962 Terry Baker, Oregon State, QB
- 1963 Roger Staubach, Navy, QB**
- 1964 Glenn Ressler, Penn State, C
- 1965 Tommy Nobis, Texas, LB
- 1966 Jim Lynch, Notre Dame, LB
- 1967 Gary Beban, UCLA, QB
- 1968 O.J. Simpson, USC, RB
- 1969 Mike Reid, Penn State, DT
- 1970 Jim Plunkett, Stanford, QB
- 1971 Ed Marinaro, Cornell, RB
- 1972 Brad VanPelt, Michigan State, DB
- 1973 John Cappelletti, Penn State, RB
- 1974 Steve Joachim, Temple, QB**
- 1975 Archie Griffin, Ohio State, RB
- 1976 Tony Dorsett, Pittsburgh, HB
- 1977 Ross Browner, Notre Dame, DE
- 1978 Chuck Fusina, Penn State, QB
- 1979 Charles White, USC, RB
- 1980 Hugh Green, Pittsburgh, DE
- 1981 Marcus Allen, USC, RB
- 1982 Hershel Walker, Georgia, RB
- 1983 Mike Rozier, Nebraska, RB
- 1984 Doug Flutie, Boston College, QB
- 1985 Chuck Long, Iowa, QB
- 1986 Vinny Testaverde, Miami, QB
- 1987 Don McPherson, Syracuse, QB
- 1988 Barry Sanders, Oklahoma State, RB
- 1989 Anthony Thompson, Indiana, RB
- 1990 Ty Detmer, Brigham Young, QB
- 1991 Desmond Howard, Michigan, WR
- 1992 Gino Torretta, Miami, QB
- 1993 Charlie Ward, Florida State, QB
- 1994 Kerry Collins, Penn State, QB
- 1995 Eddie George, Ohio State, RB
- 1996 Danny Wuerffel, Florida, QB
- 1997 Peyton Manning, Tennessee, QB
- 1998 Ricky Williams, Texas, RB
- 1999 Ron Dayne, Wisconsin, RB
- 2000 Drew Brees, Purdue, QB
- 2001 Ken Dorsey, Miami, QB
- 2002 Larry Johnson, Penn State, RB
- 2003 Eli Manning, Mississippi, QB
- 2004 Jason White, Oklahoma, QB
- 2005 Vince Young, Texas, QB
- 2006 Brady Quinn, Notre Dame, QB
- 2007 Tim Tebow, Florida, QB
- 2008 Tim Tebow, Florida, QB
- 2009 Colt McCoy, Texas, QB
- 2010 Cam Newton, Auburn, QB

# NATIONAL AWARDS

2011 Andrew Luck, Stanford, QB  
 2012 Manti Te'o, Notre Dame, LB  
 2013 AJ McCarron, Alabama, QB  
 2014 Marcus Mariota, Oregon, QB  
 2015 Derrick Henry, Alabama, RB  
 2016 Lamar Jackson, Louisville, QB  
 2017 Baker Mayfield, Oklahoma, QB  
 2018 Tua Tagovailoa, Alabama, QB  
 2019 Joe Burrow, LSU, QB  
 2020 DeVonta Smith, Alabama, WR

## WALTER CAMP AWARD

Honoring the nation's outstanding football player, first presented in 1937 by the Walter Camp Foundation in balloting by Division I-A coaches and sports information directors. The award is named after Walter Camp, one of the giants of football who introduced many of the innovations that led to the evolution to the American style of football.

1937 Marshall Goldberg, Pittsburgh, HB  
 1938 Davey O'Brien, TCU, QB  
 1939 Nile Kinnick, Iowa, HB  
 1940 Tom Harmon, Michigan, HB  
 1941 Bill Dudley, Virginia, DB  
 1942 Frank Sinkwich, Georgia, HB  
 1943 Angelo Bertelli, Notre Dame, QB  
 1944 Glenn Davis, Army, FB  
 1945 Doc Blanchard, Army, FB  
 1946 Charley Trippi, Georgia, HB  
 1947 John Lujack, Notre Dame, QB  
 1948 Charlie Justice, North Carolina, HB  
 1949 Emil Sitko, Notre Dame, HB  
 1950 Babe Parilli, Kentucky, QB  
 1951 Dick Kazmaier, Princeton, HB  
 1952 Don McAuliffe, Michigan State, HB  
 1953 Alan Ameche, Wisconsin, FB  
 Bernie Faloney, Maryland, QB  
 Johnny Lattner, Notre Dame, HB  
 Paul Giel, Minnesota, HB

1954 Ralph Guglielmi, Notre Dame, QB  
 1955 Howard Cassidy, Ohio State, HB  
 1956 Paul Hornung, Notre Dame, QB  
 1957 John David Crow, Texas A&M, HB  
 1958 Randy Duncan, Iowa, QB  
 1959 Billy Cannon, LSU, HB

**1960 Joe Bellino, Navy, HB**  
 1961 Ernie Davis, Syracuse, HB  
 1962 Jerry Stovall, LSU, HB

**1963 Roger Staubach, Navy, QB**

**1964 Jerry Rhome, Tulsa, QB**  
 1965 Jim Grabowski, Illinois, FB  
 1966 Steve Spurrier, Florida, QB  
 1967 Gary Beban, UCLA, QB  
 1968 O.J. Simpson, USC, HB  
 1969 Archie Manning, Mississippi, QB  
 1970 Ed Marinaro, Cornell, RB  
 1971 Ed Marinaro, Cornell, RB  
 1972 Greg Pruitt, Oklahoma, RB  
 1973 John Cappelletti, Penn State, RB  
 1974 Anthony Davis, USC, HB  
 1975 Chuck Muncie, California, HB  
 1976 Tony Dorsett, Pittsburgh, RB  
 1977 Earl Campbell, Texas, HB  
 1978 Chuck Fusina, Penn State, QB  
 1979 Charles White, Southern Cal, RB  
 1980 Herschel Walker, Georgia, RB  
 1981 Art Schlichter, Ohio State, QB  
 1982 John Elway, Stanford, QB  
 1983 Mike Rozier, Nebraska, HB  
 1984 Keith Byars, Ohio State, RB  
 1985 Lorenzo White, Michigan State, RB

**1986 Paul Palmer, Temple, RB**  
 1987 Tim Brown, Notre Dame, WR  
 1988 Barry Sanders, Oklahoma State, RB

**1989 Andre Ware, Houston, QB**  
 1990 Raghbi Ismail, Notre Dame, WR  
 1991 Desmond Howard, Michigan, WR  
 1992 Gino Torretta, Miami, QB  
 1993 Charlie Ward, Florida State, QB  
 1994 Rashaan Salaam, Colorado, RB  
 1995 Eddie George, Ohio State, RB

1996 Danny Wuerffel, Florida, QB  
 1997 Charles Woodson, Michigan, DB  
 1998 Ricky Williams, Texas, RB  
 1999 Ron Dayne, Wisconsin, RB  
 2000 Josh Heupel, Oklahoma, QB  
 2001 Eric Crouch, Nebraska, QB  
 2002 Larry Johnson, Penn State, RB  
 2003 Larry Fitzgerald, Pittsburgh, WR  
 2004 Matt Leinart, USC, QB  
 2005 Reggie Bush, USC, QB  
 2006 Troy Smith, Ohio State, QB  
 2007 Darren McFadden, Arkansas, RB  
 2008 Colt McCoy, Texas, QB  
 2009 Colt McCoy, Texas, QB  
 2010 Cam Newton, Auburn, QB  
 2011 Andrew Luck, Stanford, QB  
 2012 Manti Te'o, Notre Dame, LB  
 2013 Jameis Winston, Florida State, QB  
 2014 Marcus Mariota, Oregon, QB  
 2015 Derrick Henry, Alabama, RB  
 2016 Lamar Jackson, Louisville, QB  
 2017 Baker Mayfield, Oklahoma, QB  
 2018 Tua Tagovailoa, Alabama, QB  
 2019 Joe Burrow, LSU, QB  
 2020 DeVonta Smith, Alabama, WR

## BEDNARIK AWARD

First presented in 1995 to honor the nation's best collegiate defensive player by the Maxwell Football Club. The award is named after Chuck Bednarik, college and pro football Hall-of-Famer.

1995 Pat Fitzgerald, Northwestern, LB  
 1996 Pat Fitzgerald, Northwestern, LB  
 1997 Charles Woodson, Michigan, DB  
 1998 Dat Nguyen, Texas A&M, LB  
 1999 LaVar Arrington, Penn State, LB  
 2000 Dan Morgan, Miami, LB  
 2001 Julius Peppers, North Carolina, DE  
 2002 E.J. Henderson, Maryland, LB  
 2003 Teddy Lehman, Oklahoma, LB  
 2004 David Pollack, Georgia, DE  
 2005 Paul Posluszny, Penn State, LB  
 2006 Paul Posluszny, Penn State, LB  
 2007 Dan Connor, Penn State, LB  
 2008 Rey Mauluga, USC, LB  
 2009 Ndamukong Suh, Nebraska, DT  
 2010 Patrick Peterson, LSU, CB  
 2011 Tyrann Mathieu, LSU, CB  
 2012 Manti Te'o, Notre Dame, LB  
 2013 Aaron Donald, Pittsburgh, DT  
 2014 Scooby Wright, Arizona, LB  
**2015 TYLER MATAKEVICH, TEMPLE, LB**  
 2016 Jonathan Allen, Alabama, DE  
 2017 Minkah Fitzpatrick, Alabama, DB  
 2018 Josh Allen, Kentucky, LB  
 2019 Chase Young, Ohio State, DE  
**2020 ZAVEN COLLINS, LB, TULSA**



Tyler Matakevich, Temple

# NATIONAL AWARDS

## BUTKUS AWARD

First presented in 1985 to honor the nation's best collegiate linebacker by the Downtown Athletic Club of Orlando, Fla. The award is named after Dick Butkus, two-time consensus All-American at Illinois and six-time all-pro linebacker with the Chicago Bears.

1985	Brian Bosworth, Oklahoma
1986	Brian Bosworth, Oklahoma
1987	Paul McGowan, Florida State
1988	Derrick Thomas, Alabama
1989	Percy Snow, Michigan State
1990	Alfred Williams, Colorado
1991	Erick Anderson, Michigan
1992	Marvin Jones, Florida State
1993	Trev Alberts, Nebraska
1994	Dana Howard, Illinois
1995	Kevin Hardy, Illinois
1996	Matt Russell, Colorado
1997	Andy Katzenmoyer, Ohio State
1998	Chris Claiborne, USC
1999	LeVar Arrington, Penn State
2000	Dan Morgan, Miami
2001	Rocky Calmus, Oklahoma
2002	E.J. Henderson, Maryland
2003	Teddy Lehman, Oklahoma
2004	Derrick Johnson, Texas
2005	Paul Posluszny, Penn State
2006	Patrick Willis, Mississippi
2007	James Laurinaitis, Ohio State
2008	Aaron Curry, Penn State
2009	Rolando McClain, Alabama
2010	Von Miller, Texas A&M
2011	Luke Kuechly, Boston College
2012	Manti Te'o, Notre Dame
2013	C.J. Mosley, Alabama
2014	Eric Kendricks, UCLA
2015	Jaylon Smith, Notre Dame
2016	Reuben Foster, Alabama
2017	Roquan Smith, Georgia
2018	Devin White, LSU
2019	Isaiah Simmons, Clemson
2020	Jeremiah Owusu-Koramoah, Notre Dame

## JIM THORPE AWARD

First presented in 1986 to honor the nation's best defensive back by the Jim Thorpe Athletic Club of Oklahoma City. The award is named after Jim Thorpe, Olympic champion, two-time consensus All-America halfback at Carlisle and professional football player.

1986	Thomas Everett, Baylor
1987	Bennie Blades, Miami
	Rickey Dixon, Oklahoma
1988	Deion Sanders, Florida State
1989	Mark Carrier, USC
1990	Darryll Lewis, Arizona
1991	Terrell Buckley, Florida State
1992	Deon Figures, Colorado
1993	Antonio Langham, Alabama
1994	Chris Hudson, Colorado
1995	Greg Myers, Colorado State
1996	Lawrence Wright, Florida
1997	Charles Woodson, Michigan
1998	Antoine Winfield, Ohio State
1999	Tyrone Carter, Minnesota
2000	Jamar Fletcher, Wisconsin
2001	Roy Williams, Oklahoma
2002	Terence Newman, Kansas State
2003	Derrick Strait, Oklahoma
2004	Carlos Rogers, Auburn
2005	Michael Huff, Texas
2006	Aaron Ross, Texas
2007	Antoine Cason, Arizona
2008	Malcolm Jenkins, Ohio State
2009	Eric Berry, Tennessee
2010	Patrick Peterson, LSU
2011	Morris Claiborne, LSU
2012	Jonthan Banks, Mississippi State
2013	Darqueze Dennard, Michigan State
2014	Gerod Holliman, Louisville
2015	Desmond King, Iowa
2016	Adore Jackson, USC

2017	Minkah Fitzpatrick, Alabama
2018	Deandre Baker, Georgia
2019	Grant Delpit, LSU
2020	Trevon Moehrig, TCU

## DAVEY O'BRIEN

### NATIONAL QUARTERBACK AWARD

First presented in 1977 as the O'Brien Memorial Trophy to the outstanding player in the Southwest. In 1981, the Davey O'Brien Educational and Charitable Trust of Fort Worth, Texas renamed the award the Davey O'Brien National Quarterback Award. It now honors the nation's best quarterback.

1977	Earl Campbell, Texas, RB
1978	Billy Sims, Oklahoma, RB
1979	Mike Singletary, Baylor, LB
1980	Mike Singletary, Baylor, LB
1981	Jim McMahon, Brigham Young
1982	Todd Blackledge, Penn State
1983	Steve Young, Brigham Young
1984	Doug Flutie, Boston College
1985	Chuck Long, Iowa
1986	Vinnie Testaverde, Miami
1987	Don McPherson, Syracuse
1988	Troy Aikman, UCLA
<b>1989</b>	<b>Andre Ware, Houston</b>
1990	Ty Detmer, Brigham Young
1991	Ty Detmer, Brigham Young
1992	Gino Torretta, Miami
1993	Charlie Ward, Florida State
1994	Kerry Collins, Penn State
1995	Danny Wuerffel, Florida
1996	Danny Wuerffel, Florida
1997	Peyton Manning, Tennessee
1998	Michael Bishop, Kansas State
1999	Joe Hamilton, Georgia Tech
2000	Chris Weinke, Florida State
2001	Eric Crouch, Nebraska
2002	Brad Banks, Iowa
2003	Jason White, Oklahoma
2004	Jason White, Oklahoma
2005	Vince Young, Texas
2006	Troy Smith, Ohio State
2007	Tim Tebow, Florida
2008	Sam Bradford, Oklahoma
2009	Colt McCoy, Texas
2010	Cam Newton, Auburn
2011	Robert Griffin III, Baylor
2012	Johnny Manziel, Texas A&M
2013	Jameis Winston, Florida State
2014	Marcus Mariota, Oregon
2015	Deshaun Watson, Clemson
2016	Deshaun Watson, Clemson
2017	Baker Mayfield, Oklahoma
2018	Kyler Murray, Oklahoma
2019	Joe Burrow, LSU
2020	Mac Jones, Alabama

## DOAK WALKER NATIONAL RUNNING BACK AWARD

First presented in 1990 to honor the nation's best running back among Division I-A juniors or seniors who combine outstanding achievements on the field, in the classroom and in the community. Sponsored by the Southern Methodist Athletic Forum in Dallas, Texas, a \$10,000 scholarship is donated to the recipient's university in his name. The award is named after Doak Walker, SMU's three-time consensus All-America halfback and 1948 Heisman Trophy winner.

1990	Greg Lewis, Washington
1991	Trevor Cobb, Rice
1992	Garrison Hearst, Georgia
1993	Byron Morris, Texas Tech
1994	Rashaun Salaam, Colorado
1995	Eddie George, Ohio State
1996	Byron Hanspard, Texas Tech
1997	Ricky Williams, Texas
1998	Ricky Williams, Texas
1999	Ron Dayne, Wisconsin
2000	LaDainian Tomlinson, TCU

2001	Luke Staley, BYU
2002	Larry Johnson, Penn State
2003	Chris Perry, Michigan
2004	Cedric Benson, Texas
2005	Reggie Bush, USC
2006	Darren McFadden, Arkansas
2007	Darren McFadden, Arkansas
2008	Shonn Greene, Iowa
2009	Toby Gerhart, Stanford
2010	LaMichael James, Oregon
2011	Trent Richardson, Alabama
2012	Montee Ball, Wisconsin
2013	Andre Williams, Boston College
2014	Melvin Gordon, Wisconsin
2015	Derrick Henry, Alabama
2016	D'Onta Foreman, Texas
2017	Bryce Love, Stanford
2018	Jonathan Taylor, Wisconsin
2019	Jonathan Taylor, Wisconsin
2020	Najee Harris, Alabama

## LOU GROZA COLLEGIATE PLACEKICKER AWARD

First presented in 1992 to honor the nation's top collegiate placekicker. Sponsored by the Palm Beach County Sports Authority in conjunction with the Orange Bowl Committee. The award is named after NFL Hall of Fame kicker Lou Groza.

<b>1992</b>	<b>Joe Allison, Memphis</b>
1993	Judd Davis, Florida
1994	Steve McLaughlin, Arizona
1995	Michael Reeder, TCU
1996	Marc Primanti, NC State
1997	Martin Gramatica, Kansas State
1998	Sebastian Janikowski, Florida State
1999	Sebastian Janikowski, Florida State
<b>2000</b>	<b>Jonathan Ruffin, Cincinnati</b>
2001	Seth Marler, Tulane
2002	Nate Kaeding, Iowa
2003	Jonathan Nichols, Mississippi
2004	Mike Nugent, Ohio State
2005	Alexis Serna, Oregon State
2007	Thomas Weber, Arizona State
2006	Art Carmody, Louisville
2008	Graham Gano, Florida State
2009	Kai Forbath, UCLA
2010	Dan Bailey, Oklahoma State
2011	Randy Bullock, Texas A&M
<b>2012</b>	<b>Cairo Santos, Tulane</b>
2013	Roberto Aguayo, Florida State
2014	Brad Craddock, Maryland
2015	Ka'imi Fairbairn, UCLA
2016	Zane Gonzalez, Arizona State
2017	Matt Gay, Utah
2018	Andre Szmyt, Syracuse
2019	Rodrigo Blankenship, Georgia
2020	Jose Borregales, Miami (Fla.)

## FRED BILETNIKOFF RECEIVER AWARD

First presented in 1994 to honor the nation's top collegiate pass receiver. Sponsored by the Downtown Athletic Club of Orlando, Florida. The award is named after Fred Biletnikoff, former Florida State All-America and Oakland Raider receiver, a member of both the College Football and Pro Football halls of fame.

1994	Bobby Engram, Penn State
1995	Terry Glenn, Ohio State
1996	Marcus Harris, Wyoming
1997	Randy Moss, Marshall
1998	Troy Edwards, Louisiana Tech
1999	Troy Walters, Stanford
2000	Antonio Bryant, Pittsburgh
2001	Josh Reed, LSU
2002	Charles Rogers, Michigan State
2003	Larry Fitzgerald, Pittsburgh
2004	Braylon Edwards, Michigan
2005	Mike Hass, Oregon State
2006	Calvin Johnson, Georgia Tech
2007	Michael Crabtree, Texas Tech

# NATIONAL AWARDS

2008	Michael Crabtree, Texas Tech
2009	Golden Tate, Notre Dame
2010	Justin Blackmon, Oklahoma State
2011	Justin Blackmon, Oklahoma State
2012	Marqis Lee, USC
2013	Brandin Cooks, Oregon State
2014	Amari Cooper, Alabama
2015	Corey Coleman, Baylor
2016	Dede Westbrook, Oklahoma
2017	James Washington, Oklahoma State
2018	Jerry Jeudy, Alabama
2019	Ja'Marr Chase, LSU
2020	DeVonta Smith, Alabama

## FWAA FRESHMAN OF THE YEAR

The Football Writers Association of America has presented a national Freshman of the Year award since 2018. The award goes to the outstanding true or red-shirt freshman.

2018	Taylor Lawrence, Clemson, QB
2019	<b>KENNETH GAINWELL, MEMPHIS, RB</b>
2020	Will Anderson Jr., Alabama, LB

## JOHN MACKEY AWARD

First presented in 2000 to honor the nation's top collegiate tight end. Sponsored by the Nassau County Sports Commission. This award is named after former Syracuse and Baltimore Colts tight end John Mackey, regarded as the greatest tight end in NFL history.

2000	Tim Stratten, Purdue
2001	Daniel Graham, Colorado
2002	Dallas Clark, Iowa
2003	Kellen Winslow, Miami
2004	Heath Miller, Virginia
2005	Mercedes Lewis, UCLA
2006	Matt Spaeth, Minnesota
2007	Fred Davis, USC
2008	Chase Coffman, Missouri
2009	Aaron Hernandez, Florida
2010	D.J. Williams, Arkansas
2011	Dwayne Allen, Clemson
2012	Tyler Eifert, Notre Dame
2013	Austin Seferian-Jenkins, Washington
2014	Nick O'Leary, Florida State
2015	Hunter Henry, Arkansas
2016	Jake Butt, Michigan
2017	Mark Andrews, Oklahoma
2018	T.J. Hockenson, Iowa
2019	Harrison Bryant, Florida Atlantic
2020	Kyle Pitts, Florida

## RAY GUY AWARD

First presented in 2000 to honor the nation's top collegiate punter. Sponsored by the Greater Augusta Sports Council. This award is named after former Oakland Raiders all-pro punter Ray Guy.

2000	Kevin Stemke, Wisconsin
2001	Travis Dorsch, Purdue
2002	Mark Mariscal, Colorado
2003	B.J. Sander, Ohio State
2004	Daniel Sepulveda, Baylor
2005	Ryan Plackemeier, Wake Forest
2006	Daniel Sepulveda, Baylor
2007	Durant Brooks, Georgia Tech
2008	Matt Fodge, Oklahoma State
2009	Drew Butler, Georgia
2010	Chas Henry, Florida
2011	Ryan Allen, Louisiana Tech
2012	Ryan Allen, Louisiana Tech
2013	<b>TOM HORNSEY, MEMPHIS</b>
2014	Tom Hackett, Utah
2015	Tom Hackett, Utah
2016	Mitch Wishnowsky, Utah
2017	Michael Dickson, Texas
2018	Braden Mann, Texas A&M
2019	Max Duffy, Kentucky
2020	Pressley Harvin III, Georgia Tech

## RIMINGTON TROPHY

First presented in 2000 to honor the nation's top collegiate center. Presented by the Boomer Esiason Foundation. This award is named after former University of Nebraska center Dave Rimington.

2000	Dominic Raiola, Nebraska
2001	LeCharles Bentley, Ohio State
2002	Brett Romberg, Miami
2003	Jake Grove, Virginia Tech
2004	Ben Wilkerson, LSU/ David Baas, Michigan
2005	Greg Eslinger, Minnesota
2007	Jonathan Luigs, Arkansas
2006	Dan Mozes, West Virginia
2008	A.Q. Shipley, Penn State
2009	Maurkice Pouncey, Florida
2010	Jake Kirkpatrick, TCU
2011	David Molk, Michigan
2012	Barrett Jones, Alabama
2013	Bryan Stork, Florida State
2014	Reese Dismukes, Auburn
2015	Ryan Kelly, Alabama
2016	Pat Elfein, Ohio State
2017	Billy Price, Ohio State
2018	Garrett Bradbury, North Carolina State
2019	Tyler Biadasz, Wisconsin
2020	Landon Dickerson Alabama

## WEURFFEL TROPHY

First presented in 2005 to the college football player who best combines exemplary community service with academic and athletic achievement. Presented by the All Sports Association of Fort Walton Beach.

2005	Rudy Niswanger, C, LSU
2006	Joel Penton, DT, Ohio State
2007	<b>Paul Smith, QB, Tulsa</b>
2008	Tim Tebow, QB, Florida
2009	Tim Hiller, QB, Western Michigan
2010	Sam Acho, DE, Texas
2011	Barrett Jones, OT, Alabama
2012	Matt Barkley, QB, USC
2013	Gabe Ikard, OL, Oklahoma
2014	Deterrian Shackelford, LB, Mississippi
2015	Ty Darlington, C, Oklahoma
2016	Trevor Knight, QB, Texas A&M
2017	Courtney Love, LB, Kentucky
2018	Drue Tranquill, LB, Notre Dame
2019	Jon Wassink, QB, Western Michigan
2020	Teton Saltes, New Mexico



Kenneth Gainwell, Memphis



# NATIONAL AWARDS

## PAUL "BEAR" BRYANT AWARD

First presented in 1957 to honor the nation's top collegiate head coach. Sponsored by the Touchdown Club of Houston and voted on by the National Sportscasters and Sportswriters Association. This award is named after Paul "Bear" Bryant, one of college football's winningest head coaches.

1957	Woody Hayes, Ohio State
1958	Paul Dietzel, LSU
1959	Ben Schwartzwalder, Syracuse
1960	Murry Warmath, Minnesota
1961	Darrell Royal, Texas
1962	John McKay, USC
1963	Darrell Royal, Texas
1964	Ara Parseghian, Notre Dame
1965	Duffy Daugherty, Michigan State
1966	Tom Cahill, Army
1967	John Pont, Indiana
1968	Woody Hayes, Ohio State
1969	Bo Schembechler, Michigan
1970	Alex Agase, Northwestern
1971	Bob Devaney, Nebraska
1972	John McKay, USC
1973	Johnny Majors, Pittsburgh
1974	Grant Teaff, Baylor
1975	Woody Hayes, Ohio State
1976	Johnny Majors, Pittsburgh
1977	Lou Holtz, Arkansas
1978	Joe Paterno, Penn State
1979	Earle Bruce, Ohio State
1980	Vince Dooley, Georgia
1981	Danny Ford, Clemson
1982	Joe Paterno, Penn State
1983	Howard Schnellenberger, Miami
1984	La Vell Edwards, BYU
1985	Fisher DeBerry, Air Force
1986	Joe Paterno, Penn State
1987	Dick MacPherson, Syracuse
1988	Lou Holtz, Notre Dame
1989	Bill McCartney, Colorado
1990	Bobby Ross, Georgia Tech
1991	Don James, Washington
1992	Gene Stallings, Alabama
1993	Terry Bowden, Auburn
1994	Rick Brooks, Oregon
1995	Gary Barnett, Northwestern
1996	Bruce Snyder, Arizona State
1997	Lloyd Carr, Michigan
1998	Bill Snyder, Kansas State
1999	Frank Beamer, Virginia Tech
2000	Bob Stoops, Oklahoma
2001	Larry Coker, Miami
2002	Jim Tressel, Ohio State
2003	Nick Saban, LSU
2004	Tommy Tuberville, Auburn
2005	Mack Brown, Texas
2006	Chris Petersen, Boise State
2007	Mark Mangino, Kansas
2008	Kyle Whittingham, Utah
2009	Chris Petersen, Boise State
2010	Gene Chizik, Auburn
2011	Mike Gundy, Oklahoma State
2012	Bill O'Brien, Penn State
2013	Gus Malzahn, Auburn
2014	Gary Patterson, TCU
2015	Dabo Swinney, Clemson
2016	Dabo Swinney, Clemson
<b>2017</b>	<b>SCOTT FROST, UCF</b>
2018	Dabo Swinney, Clemson
2019	Ed Orgeron, LSU
2020	Nick Saban, Alabama

## EDDIE ROBINSON

### COACH OF THE YEAR AWARD

First presented in 1957 to honor the nation's top collegiate head coach. Selected by the Football Writers Association of America. This award honors former Grambling State head coach Eddie Robinson, the winningest head coach in college football history.

1957	Woody Hayes, Ohio State
1958	Paul Dietzel, LSU
1959	Ben Schwartzwalder, Syracuse
1960	Murry Warmath, Minnesota
1961	Darrell Royal, Texas
1962	John McKay, USC
1963	Darrell Royal, Texas
1964	Ara Parseghian, Notre Dame
1965	Duffy Daugherty, Michigan State
1966	Tom Cahill, Army
1967	John Pont, Indiana
1968	Woody Hayes, Ohio State
1969	Bo Schembechler, Michigan
1970	Alex Agase, Northwestern
1971	Bob Devaney, Nebraska
1972	John McKay, USC
1973	Johnny Majors, Pittsburgh
1974	Grant Teaff, Baylor
1975	Woody Hayes, Ohio State
1976	Johnny Majors, Pittsburgh
1977	Lou Holtz, Arkansas
1978	Joe Paterno, Penn State
1979	Earle Bruce, Ohio State
1980	Vince Dooley, Georgia
1981	Danny Ford, Clemson
1982	Joe Paterno, Penn State
1983	Howard Schnellenberger, Miami
1984	La Vell Edwards, BYU
1985	Fisher DeBerry, Air Force
1986	Joe Paterno, Penn State
1987	Dick MacPherson, Syracuse
1988	Lou Holtz, Notre Dame
1989	Bill McCartney, Colorado
1990	Bobby Ross, Georgia Tech
1991	Don James, Washington
1992	Gene Stallings, Alabama
1993	Terry Bowden, Auburn
1994	Rick Brooks, Oregon
1995	Gary Barnett, Northwestern
1996	Bruce Snyder, Arizona State
1997	Lloyd Carr, Michigan
1998	Bill Snyder, Kansas State
1999	Frank Beamer, Virginia Tech
2000	Bob Stoops, Oklahoma
2001	Larry Coker, Miami
2002	Jim Tressel, Ohio State
2003	Nick Saban, LSU
2004	Tommy Tuberville, Auburn
2005	Charlie Weis, Notre Dame
2006	Greg Schiano, Rutgers
2007	Mark Mangino, Kansas
2008	Nick Saban, Alabama
2009	Gary Patterson, TCU
2010	Chip Kelly, Oregon
2011	Mike Gundy, Oklahoma State
2012	Brian Kelly, Notre Dame
2013	Gus Malzahn, Auburn
2014	Gary Patterson, TCU
2015	Kirk Ferentz, Iowa
2016	Mike MacIntyre, Colorado
<b>2017</b>	<b>SCOTT FROST, UCF</b>
2018	Bill Clark, UAB
2019	Ed Orgeron, LSU
2020	Jamey Chadwell, Coastal Carolina

## HOME DEPOT

### COACH OF THE YEAR AWARD

First presented in 1994, the Home Depot Coach of the Year Award is given annually to college football's top head coach. The award is selected by ESPN and ABC college football analysts.

1994	Bobby Bowden, Florida State
1995	Gary Barnett, Northwestern
1996	Rich Brooks, Oregon
1997	Mike Price, Washington State
1998	Phillip Fulmer, Tennessee
1999	Frank Solich, Nebraska
2000	Bob Stoops, Oklahoma
2001	Ralph Friedgen, Maryland
2002	Tyrone Willingham, Notre Dame
2003	Pete Carroll, USC
2004	Urban Meyer, Utah
2005	Joe Paterno, Penn State
2006	Greg Schiano, Rutgers
2007	Mark Mangino, Kansas
2008	Nick Saban, Alabama
2009	Brian Kelly, Cincinnati
2010	Gene Chizik, Auburn
2011	Les Miles, LSU
2012	Brian Kelly, Notre Dame
2013	Gus Malzahn, Auburn
2014	Gary Patterson, TCU
2015	Dabo Swinney, Clemson
2016	Mike MacIntyre, Colorado
<b>2017</b>	<b>SCOTT FROST, UCF</b>
2018	Brian Kelly, Notre Dame
2019	Ed Orgeron, LSU
2020	Jamey Chadwell, Coastal Carolina

# NATIONAL AWARDS

## CONSENSUS ALL-AMERICA

Players from American Athletic Conference institutions who were consensus All-America (players who were accorded a majority of votes at their positions by the national selectors):

### CINCINNATI

2000 Jonathan Ruffin, PK  
2007 Kevin Huber, P  
2008 Kevin Huber, P

### EAST CAROLINA

1983 Terry Long, OL  
1991 Robert Jones, LB  
1999 Andrew Bayes, P

### HOUSTON

1967 Rich Stotter, OL  
1969 Bill Bridges, OL  
1970 Elmo Wright, E  
1976 Wilson Whitley, DL  
1980 Leonard Mitchell, DL  
1988 Jason Phillips, WR  
1989 Andre Ware, QB  
2017 **ED OLIVER, DT**  
2018 **ED OLIVER, DT**

### MEMPHIS

1992 Joe Allison, K  
2013 **TOM HORNSEY, P**  
2017 **ANTHONY MILLER, WR**  
2018 **DARRELL HENDERSON, RB**

### NAVY

1907 Bill Dague, E  
1908 Percy Northcroft, T  
Ed Lange, B  
1911 Jack Dalton, B  
1913 John Brown, G  
1918 Lyman Perry, G  
Wolcott Roberts, B  
1922 Wendell Taylor, T  
1926 Frank Wickhorst, T  
1928 Edward Burke, G  
1934 Fred Borries, B  
1943 Don Whitmire, T  
1944 Don Whitmire, T  
Ben Chase, G  
Bob Jenkins, B  
1945 Dick Duden, E  
1954 Ron Beagle, E  
1955 Ron Beagle, E  
1960 Joe Bellino, B  
1963 Roger Staubach, B  
1975 Chet Moeller, DB  
1983 Napoleon McCallum, RB  
1985 Napoleon McCallum, RB

### SOUTH FLORIDA

2007 George Selvie, DE

### SMU

1935 JC Wetsel, L  
Bobby Wilson, B  
1947 Doak Walker, B  
1948 Doak Walker, B  
1949 Doak Walker, B  
1950 Kyle Rote, B  
1951 Dick Hightower, L  
1966 John Lagrone, DL  
1968 Jerry Levias, E  
1972 Robert Popelka, DB  
1974 Louie Kelcher, DL  
1978 Emanuel Tolbert, WR  
1980 John Simmons, DB  
1982 Eric Dickerson, RB  
1983 Russell Carter, DB  
1985 Reggie Dupard, RB

### TEMPLE

1985 John Rienstra, OL  
1986 Paul Palmer, RB  
2015 **TYLER MATAKEVICH, LB**

### TULANE

1931 Jerry Dalrymple, E  
1932 Don Zimmerman, B  
1939 Harley McCollum, L  
2012 Cairo Santos, K

### TULSA

1941 Ernie Blandin, L  
1965 Howard Twilley, E  
1991 Jerry Ostroski, OL  
2020 **ZAVEN COLLINS, LB**

## ACADEMIC ALL-AMERICA

Since 1952, Academic All-America teams have been selected by the College Sports Information Directors of America:

### UCF

2007 Keith Shologan, DL

### CINCINNATI

1979 Edward Koboves, OG  
1981 Kari Yli-Renko, OT  
1983 Jason Stargell, WR  
1989 Jeff Jones, P  
1990 Kyle Stroh, DL  
1991 Kris Bjorson, TE

### EAST CAROLINA

2011 Matt Milner, DL  
2012 Matt Milner, DL  
2016 **ZAY JONES, WR**

### HOUSTON

1964 Horst Paul, E  
1976 Mark Mohr, DB, Kevin Rollwage, OT  
1977 Kevin Rollwage, OT  
1988 Keith Jenkins, DL

### MEMPHIS

1992 Gary Bouldin, TE  
Pat Jansen, DL  
2007 Brandon Patterson, DB  
2016 **JAKE ELLIOTT, K**  
Daniel Montiel, TE

### NAVY

1953 Steve Eisenhauer, G  
1957 Tom Forrestal, QB  
1958 Joe Tranchini, B  
1969 Dan Pike, RB  
1974 Tim Harden, DE  
1979 Ted Dumbauld, LB

1980 Ted Dumbauld, LB  
1983 Bill Weidenhammer, OL  
1999 Terrence Anderson, C  
2002 Grant Moody, OG  
2009 John Dowd, OG  
2010 John Dowd, OG  
2011 John Dowd, OG  
2012 Keegan Wetzel, LB  
2015 **THOMAS WILSON, WR**  
**E.K. BINNS, OL**  
2019 **TRAVIS BRANNEN, RB**  
**ERIC CAL, C**  
2020 **KYLE GIBBS, LS**

### SOUTH FLORIDA

2011 Chaz Hine, OL  
2019 **TRENT SCHNEIDER, P**

### SMU

1952 Dave Powell, E  
1953 Darrell Lafitte, G  
1954 Raymond Berry, E (Hall of Fame)  
1955 David Hawk, G  
1957 Tom Koenig, G  
1958 Tom Koenig, G  
1962 Raymond Schoenke, OL  
1966 John LaGrone, MG  
Lynn Thornhill, OG  
1968 Jerry Levias, DE  
1970 Vic Brittain, DT  
1972 Andy Duvall, DB  
Cleve Whitener, LB  
1981 Gordon McAdams, C  
1983 Brian O'Meara, T  
1985 Monte Goen, LB  
1986 Douglas Rice, OT

1989 Mitchell Gieber, WR  
1992 James Brabham, DB  
2009 Mitch Enright, OL  
2017 **WILL HOPKINS, OL**  
**JOSH WILLIAMS, K**  
2020 **TYLER PAGE, WR**

### TEMPLE

1973 Dwight Fulton, DB

### TULANE

1970 David Hebert, DB  
1971 David Hebert, DB  
1978 Gerry Sheridan, OL  
1979 Rich Hontas, QB  
2009 Andre Anderson, RB  
2014 Sam Scofield, DB

### TULSA

1964 Howard Twilley, E (Hall of Fame)  
1965 Howard Twilley, E  
1974 Mack Lancaster, DT  
1983 Brett White, RB  
1995 David Eldon Milwee, OL  
1996 Levi Gillen, DB  
1997 Levi Gillmen, DB  
2001 Drew McLaughlin, DL  
2002 Michael Dulaney, LB  
2005 Garrett Mills, TE  
2006 Paul Smith, QB  
2007 Paul Smith, QB

# ASSOCIATED PRESS FINAL POLLS

<b>1936</b>	<b>1940</b>	<b>1944</b>	<b>1948</b>	<b>1952</b>	<b>1956</b>
1. Minnesota	1. Minnesota	1. Army	1. Michigan	1. Michigan State	1. Oklahoma
2. LSU	2. Stanford	2. Ohio State	2. Notre Dame	2. Georgia Tech	2. Tennessee
3. Pittsburgh	3. Michigan	3. Randolph Field	3. North Carolina	3. Notre Dame	3. Iowa
4. Alabama	4. Tennessee	4. NAVY	4. California	4. Oklahoma	4. Georgia Tech
5. Washington	5. Boston College	5. Bainbridge NTS	5. Oklahoma	5. USC	5. Texas A&M
6. Santa Clara	6. Texas A&M	6. Iowa Pre-Flight	6. Army	6. UCLA	6. Miami
7. Northwestern	7. Northwestern	7. USC	7. Northwestern	7. Mississippi	7. Michigan
8. Notre Dame	8. Nebraska	8. Michigan	8. Georgia	8. Tennessee	8. Syracuse
9. Nebraska	9. Mississippi State	9. Notre Dame	9. Oregon	9. Alabama	9. Michigan State
10. Pennsylvania	10. Washington	10. March Field	10. SMU	10. Texas	10. Oregon State
11. Duke	11. Santa Clara	11. Duke	11. Clemson	11. Wisconsin	11. Baylor
12. Yale	12. Fordham	12. Tennessee	12. Vanderbilt	12. TULSA	12. Minnesota
13. Dartmouth	13. Georgetown	13. Georgia Tech	13. TULANE	13. Maryland	13. Pittsburgh
14. Duquesne	14. Pennsylvania	14. Norman P-F	14. Michigan State	14. Syracuse	14. Texas Christian
15. Fordham	15. Cornell	15. Illinois	15. Mississippi	15. Florida	15. Ohio State
16. Texas Christian	16. SMU	16. El Toro Marines	16. Minnesota	16. Duke	16. NAVY
17. Tennessee	17. Hardin-Simmons	17. Great Lakes	17. William & Mary	17. Ohio State	17. George Washington
18. Arkansas	18. Duke	18. Fort Pierce	18. Penn State	18. Purdue	18. USC
NAVY	19. Lafayette	19. St. Mary's P-F	19. Cornell	19. Princeton	19. Clemson
20. Marquette		20. 2nd Air Force	20. Wake Forest	20. Kentucky	20. Colorado
<b>1937</b>	<b>1941</b>	<b>1945</b>	<b>1949</b>	<b>1953</b>	<b>1957</b>
1. Pittsburgh	1. Minnesota	1. Army	1. Notre Dame	1. Maryland	1. Auburn
2. California	2. Duke	2. Alabama	2. Oklahoma	2. Notre Dame	2. Ohio State
3. Fordham	3. Notre Dame	3. NAVY	3. California	3. Michigan State	3. Michigan State
4. Alabama	4. Texas	4. Indiana	4. Army	4. Oklahoma	4. Oklahoma
5. Minnesota	5. Michigan	5. Oklahoma State	5. Rice	5. UCLA	5. NAVY
6. Villanova	6. Fordham	6. Michigan	6. Ohio State	6. Rice	6. Iowa
7. Dartmouth	7. Missouri	7. St. Mary's (Calif.)	7. Michigan	7. Illinois	7. Mississippi
8. LSU	8. Duquesne	8. Pennsylvania	8. Minnesota	8. Georgia Tech	8. Rice
9. Notre Dame	9. Texas A&M	9. Notre Dame	9. LSU	9. Iowa	9. Texas A&M
Santa Clara	10. NAVY	10. Texas	10. Pacific	10. West Virginia	10. Notre Dame
11. Nebraska	11. Northwestern	11. USC	11. Kentucky	11. Texas	11. Texas
12. Yale	12. Oregon State	12. Ohio State	12. Cornell	12. Texas Tech	12. Arizona State
13. Ohio State	13. Ohio State	13. Duke	13. Villanova	13. Alabama	13. Tennessee
14. Holy Cross	14. Georgia	14. Tennessee	14. Maryland	14. Army	14. Mississippi State
Arkansas	15. Pennsylvania	15. LSU	15. Santa Clara	15. Wisconsin	15. NC State
16. Texas Christian	16. Mississippi State	16. Holy Cross	16. North Carolina	16. Kentucky	16. Duke
17. Colorado	17. Mississippi	17. TULSA	17. Tennessee	17. Auburn	17. Florida
18. Rice	18. Tennessee	18. Georgia	18. Princeton	18. Duke	18. Army
19. North Carolina	19. Washington State	19. Wake Forest	19. Michigan State	19. Stanford	19. Wisconsin
20. Duke	20. Alabama	20. Columbia	20. Missouri	20. Michigan	20. Virginia Military
			Baylor		
<b>1938</b>	<b>1942</b>	<b>1946</b>	<b>1950</b>	<b>1954</b>	<b>1958</b>
1. Texas Christian	1. Ohio State	1. Notre Dame	1. Oklahoma	1. Ohio State	1. LSU
2. Tennessee	2. Georgia	2. Army	2. Army	2. UCLA	2. Iowa
3. Duke	3. Wisconsin	3. Georgia	3. Texas	3. Oklahoma	3. Army
4. Oklahoma	4. TULSA	4. UCLA	4. Tennessee	4. Notre Dame	4. Auburn
5. Notre Dame	5. Georgia Tech	5. Illinois	5. California	5. NAVY	5. Oklahoma
6. Carnegie Mellon	6. Notre Dame	6. Michigan	6. Princeton	6. Mississippi	6. Air Force
7. USC	7. Tennessee	7. Tennessee	7. Kentucky	7. Army	7. Wisconsin
8. Pittsburgh	8. Boston College	8. LSU	8. Michigan State	8. Maryland	8. Ohio State
9. Holy Cross	9. Michigan	9. North Carolina	9. Michigan	9. Wisconsin	9. Syracuse
10. Minnesota	10. Alabama	10. Rice	10. Clemson	10. Arkansas	10. Texas Christian
11. Texas Tech	11. Texas	11. Georgia Tech	11. Washington	11. Miami	11. Mississippi
12. Cornell	12. Stanford	12. Yale	12. Wyoming	12. West Virginia	12. Clemson
13. Alabama	13. UCLA	13. Pennsylvania	13. Illinois	13. Auburn	13. Purdue
14. California	14. William & Mary	14. Oklahoma	14. Ohio State	14. Duke	14. Florida
15. Fordham	15. Santa Clara	15. Texas	15. Miami	15. Michigan	15. South Carolina
16. Michigan	16. Auburn	16. Arkansas	16. Alabama	16. Virginia Tech	16. California
17. Northwestern	17. Washington State	17. TULSA	17. Nebraska	17. USC	17. Notre Dame
18. Villanova	18. Mississippi State	18. NC State	18. Washington & Lee	18. Baylor	18. SMU
19. TULANE	19. Holy Cross	19. Delaware	19. TULSA	19. Rice	19. Oklahoma State
20. Dartmouth	20. Minnesota	20. Indiana	20. TULANE	20. Penn State	20. Rutgers
	Penn State				
<b>1939</b>	<b>1943</b>	<b>1947</b>	<b>1951</b>	<b>1955</b>	<b>1959</b>
1. Texas A&M	1. Notre Dame	1. Notre Dame	1. Tennessee	1. Oklahoma	1. Syracuse
2. Tennessee	2. Iowa Pre-Flight	2. Michigan	2. Michigan State	2. Michigan State	2. Mississippi
3. USC	3. Michigan	3. SMU	3. Maryland	3. Maryland	3. LSU
4. Cornell	4. NAVY	4. Penn State	4. Illinois	4. UCLA	4. Texas
5. TULANE	5. Purdue	5. Texas	5. Georgia Tech	5. Ohio State	5. Georgia
6. Missouri	6. Great Lakes	6. Alabama	6. Princeton	6. Texas Christian	6. Wisconsin
7. UCLA	7. Duke	7. Pennsylvania	7. Stanford	7. Georgia Tech	7. Texas Christian
8. Duke	8. Del Monte P-F	8. USC	8. Auburn	8. Auburn	8. Washington
9. Iowa	9. Northwestern	9. North Carolina	9. Notre Dame	9. Notre Dame	9. Arkansas
10. Duquesne	10. March Field	10. Georgia Tech	10. Mississippi	10. Mississippi	10. Alabama
11. Boston College	11. Army	11. Army	11. Pittsburgh	11. Pittsburgh	11. Clemson
12. Clemson	12. Washington	12. Kansas	12. Michigan	12. Michigan	12. Penn State
13. Notre Dame	13. Georgia Tech	13. Mississippi	13. USC	13. USC	13. Illinois
14. Santa Clara	14. Texas	14. William & Mary	14. Miami	14. Miami	14. USC
15. Ohio State	15. TULSA	15. California	15. Miami (Ohio)	15. Miami (Ohio)	15. Oklahoma
16. Georgia Tech	16. Dartmouth	16. Oklahoma	16. Stanford	16. Stanford	16. Wyoming
17. Fordham	17. Bainbridge NTS	17. NC State	17. Texas A&M	17. Texas A&M	17. Notre Dame
18. Nebraska	18. Colorado College	18. Rice	18. NAVY	18. NAVY	18. Missouri
19. Oklahoma	19. Pacific	19. Duke	19. West Virginia	19. West Virginia	19. Florida
20. Michigan	20. Pennsylvania	20. Columbia	20. Army	20. Army	20. Pittsburgh

# ASSOCIATED PRESS FINAL POLLS

<b>1960</b>	<b>1965</b>	<b>1970</b>	<b>1974</b>	<b>1978</b>	<b>1982</b>
1. Minnesota	1. Alabama	1. Nebraska	1. Oklahoma	1. Alabama	1. Penn State
2. Mississippi	2. Michigan State	2. Notre Dame	2. USC	2. USC	2. SMU
3. Iowa	3. Arkansas	3. Texas	3. Michigan	3. Oklahoma	3. Nebraska
4. NAVY	4. UCLA	4. Tennessee	4. Ohio State	4. Penn State	4. Georgia
5. Missouri	5. Nebraska	5. Ohio State	5. Alabama	5. Michigan	5. UCLA
6. Washington	6. Missouri	6. Arizona State	6. Notre Dame	6. Clemson	6. Arizona State
7. Arkansas	7. Tennessee	7. LSU	7. Penn State	7. Notre Dame	7. Washington
8. Ohio State	8. LSU	8. Stanford	8. Auburn	8. Nebraska	8. Clemson
9. Alabama	9. Notre Dame	9. Michigan	9. Nebraska	9. Texas	9. Arkansas
10. Duke	10. USC	10. Auburn	10. Miami (Ohio)	10. HOUSTON	10. Pittsburgh
11. Kansas		11. Arkansas	11. NC State	11. Arkansas	11. LSU
12. Baylor	<b>1966</b>	12. Toledo	12. Michigan State	12. Michigan State	12. Ohio State
13. Auburn	1. Notre Dame	13. Georgia Tech	13. Maryland	13. Purdue	13. Florida State
14. Yale	2. Michigan State	14. Dartmouth	14. Baylor	14. UCLA	14. Auburn
15. Michigan State	3. Alabama	15. USC	15. Florida	15. Missouri	15. USC
16. Penn State	4. Georgia	16. Air Force	16. Texas A&M	16. Georgia	16. Oklahoma
17. New Mexico State	5. UCLA	17. TULANE	17. Mississippi State	17. Stanford	17. Texas
18. Florida	6. Nebraska	18. Penn State	18. Texas	18. NC State	18. North Carolina
19. Purdue	7. Purdue	19. HOUSTON	19. HOUSTON	19. Texas A&M	19. West Virginia
20. Syracuse	8. Georgia Tech	20. Mississippi	20. Tennessee	20. Maryland	20. Maryland
	9. Miami				
	10. SMU				
<b>1961</b>	<b>1967</b>	<b>1971</b>	<b>1975</b>	<b>1979</b>	<b>1983</b>
1. Alabama	1. USC	1. Nebraska	1. Oklahoma	1. Alabama	1. Miami
2. Ohio State	2. Tennessee	2. Oklahoma	2. Arizona State	2. USC	2. Nebraska
3. Texas	3. Oklahoma	3. Colorado	3. Alabama	3. Oklahoma	3. Auburn
4. LSU	4. Indiana	4. Alabama	4. Ohio State	4. Ohio State	4. Georgia
5. Mississippi	5. Notre Dame	5. Penn State	5. UCLA	5. HOUSTON	5. Texas
6. Minnesota	6. Wyoming	6. Michigan	6. Texas	6. Florida State	6. Florida
7. Colorado	7. Oregon State	7. Georgia	7. Arkansas	7. Pittsburgh	7. BYU
8. Michigan State	8. Alabama	8. Arizona State	8. Michigan	8. Arkansas	8. Michigan
9. Arkansas	9. Purdue	9. Tennessee	9. Nebraska	9. Nebraska	9. Ohio State
10. Utah State	10. Penn State	10. Stanford	10. Penn State	10. Purdue	10. Illinois
11. Missouri		11. LSU	11. Texas A&M	11. Washington	11. Clemson
12. Purdue	<b>1968</b>	12. Auburn	12. Miami (Ohio)	12. Texas	12. SMU
13. Georgia Tech	1. Ohio State	13. Notre Dame	13. Maryland	13. BYU	13. Air Force
14. Syracuse	2. Penn State	14. Toledo	14. California	14. Baylor	14. Iowa
15. Rutgers	3. Texas	15. Mississippi	15. Pittsburgh	15. North Carolina	15. Alabama
16. UCLA	4. USC	16. Arkansas	16. Colorado	16. Auburn	16. West Virginia
17. Arizona	5. Notre Dame	17. HOUSTON	17. USC	17. Temple	17. UCLA
18. Penn State	6. Arkansas	18. Texas	18. Arizona	18. Michigan	18. Pittsburgh
19. Rice	7. Kansas	19. Washington	19. Georgia	19. Indiana	19. Boston College
20. Duke	8. Georgia	20. USC	20. West Virginia	20. Penn State	20. ECU
	9. Missouri				
	10. Purdue				
	11. Oklahoma				
	12. Michigan				
	13. Tennessee				
	14. SMU				
	15. Oregon State				
	16. Auburn				
	17. Alabama				
	18. HOUSTON				
	19. LSU				
	20. Ohio				
<b>1962</b>	<b>1969</b>	<b>1972</b>	<b>1976</b>	<b>1980</b>	<b>1984</b>
1. USC	1. Texas	1. USC	1. Pittsburgh	1. Georgia	1. BYU
2. Wisconsin	2. Penn State	2. Oklahoma	2. USC	2. Pittsburgh	2. Washington
3. Mississippi	3. USC	3. Texas	3. Michigan	3. Oklahoma	3. Florida
4. Texas	4. Ohio State	4. Nebraska	4. HOUSTON	4. Michigan	4. Nebraska
5. Alabama	5. Notre Dame	5. Auburn	5. Oklahoma	5. Oklahoma State	5. Boston College
6. Arkansas	6. Missouri	6. Michigan	6. Ohio State	6. Alabama	6. Oklahoma
7. LSU	7. Arkansas	7. Alabama	7. Texas A&M	7. Nebraska	7. Oklahoma State
8. Oklahoma	8. Mississippi	8. Tennessee	8. Maryland	8. Penn State	8. SMU
9. Penn State	9. Michigan	9. Ohio State	9. Nebraska	9. Notre Dame	9. UCLA
10. Minnesota	10. LSU	10. Penn State	10. Georgia	10. North Carolina	10. USC
	11. North Carolina	11. LSU	11. Alabama	11. USC	11. South Carolina
<b>1963</b>	12. Arizona State	12. North Carolina	12. Notre Dame	12. BYU	12. Maryland
1. Texas	13. Notre Dame	13. Arizona State	13. Texas Tech	13. UCLA	13. Ohio State
2. NAVY	14. UCLA	14. Notre Dame	14. Oklahoma State	14. Baylor	14. Auburn
3. Illinois	15. Colorado	15. UCLA	15. UCLA	15. Ohio State	15. LSU
4. Pittsburgh	16. NC State	16. Colorado	16. Colorado	16. Washington	16. Iowa
5. Auburn	17. Louisville	17. Rutgers	17. Rutgers	17. Purdue	17. Florida State
6. Nebraska	18. Washington State	18. Kentucky	18. Kentucky	18. Miami	18. Miami
7. Mississippi	19. Georgia Tech	19. Iowa State	19. Iowa State	19. Mississippi State	19. Kentucky
8. Alabama		20. Mississippi State	20. Mississippi State	20. SMU	20. Virginia
9. Oklahoma					
10. Michigan State					
<b>1964</b>		<b>1973</b>	<b>1977</b>	<b>1981</b>	<b>1985</b>
1. Alabama		1. Notre Dame	1. Notre Dame	1. Clemson	1. Oklahoma
2. Arkansas		2. Ohio State	2. Alabama	2. Texas	2. Michigan
3. Notre Dame		3. Oklahoma	3. Arkansas	3. Penn State	3. Penn State
4. Michigan		4. Alabama	4. Texas	4. Pittsburgh	4. Tennessee
5. Texas		5. Penn State	5. Penn State	5. SMU	5. Florida
6. Nebraska		6. Michigan	6. Kentucky	6. Georgia	6. Texas A&M
7. LSU		7. Nebraska	7. Oklahoma	7. Alabama	7. UCLA
8. Oregon State		8. USC	8. Pittsburgh	8. Miami	8. Air Force
9. Ohio State		9. Arizona State	9. Michigan	9. North Carolina	9. Miami
10. USC		10. HOUSTON	10. Washington	10. Washington	10. Iowa
		11. Texas Tech	11. Ohio State	11. Nebraska	11. Nebraska
		12. UCLA	12. Nebraska	12. Michigan	12. Arkansas
		13. LSU	13. USC	13. BYU	13. Alabama
		14. Texas	14. Florida State	14. USC	14. Ohio State
		15. Miami (Ohio)	15. Stanford	15. Ohio State	15. Florida State
		16. NC State	16. San Diego State	16. Arizona State	16. BYU
		17. Missouri	17. North Carolina	17. West Virginia	17. Baylor
		18. Kansas	18. Arizona State	18. Iowa	18. Maryland
		19. Tennessee	19. Clemson	19. Missouri	19. Georgia Tech
		20. Maryland	20. BYU	20. Oklahoma	20. LSU
		TULANE			

# ASSOCIATED PRESS FINAL POLLS

## 1986

- Penn State
- Miami
- Oklahoma
- Arizona State
- Nebraska
- Auburn
- Ohio State
- Michigan
- Alabama
- LSU
- Arizona
- Baylor
- Texas A&M
- UCLA
- Arkansas
- Iowa
- Clemson
- Washington
- Boston College
- Virginia Tech

## 1987

- Miami
- Florida State
- Oklahoma
- Syracuse
- LSU
- Nebraska
- Auburn
- Michigan State
- UCLA
- Texas A&M
- Oklahoma State
- Clemson
- Georgia
- Tennessee
- South Carolina
- Iowa
- Notre Dame
- USC
- Michigan
- Arizona State

## 1988

- Notre Dame
- Miami
- Florida State
- Michigan
- West Virginia
- UCLA
- USC
- Auburn
- Clemson
- Nebraska
- Oklahoma State
- Arkansas
- Syracuse
- Oklahoma
- Georgia
- Washington State
- Alabama
- HOUSTON
- LSU
- Indiana

## 1989

- Miami
- Notre Dame
- Florida State
- Colorado
- Tennessee
- Auburn
- Michigan
- USC
- Alabama
- Illinois
- Nebraska
- Clemson
- Arkansas
- HOUSTON
- Penn State
- Michigan State
- Pittsburgh
- Virginia
- Texas Tech
- Texas A&M
- West Virginia
- BYU
- Washington
- Ohio State
- Arizona

## 1990

- Colorado
- Georgia Tech
- Miami
- Florida State
- Washington
- Notre Dame
- Michigan
- Tennessee
- Clemson
- HOUSTON
- Penn State
- Texas
- Florida
- Louisville
- Texas A&M
- Michigan State
- Oklahoma
- Iowa
- Auburn
- USC
- Mississippi
- BYU
- Virginia
- Nebraska
- Illinois

## 1991

- Miami
- Washington
- Penn State
- Florida State
- Alabama
- Michigan
- Florida
- California
- ECU
- Iowa
- Syracuse
- Texas A&M
- Notre Dame
- Tennessee
- Nebraska
- Oklahoma
- Clemson
- UCLA
- Colorado
- TULSA
- Stanford
- BYU
- NC State
- Air Force

## 1992

- Alabama
- Florida State
- Miami
- Notre Dame
- Michigan
- Syracuse
- Texas A&M
- Georgia
- Stanford
- Florida
- Washington
- Tennessee
- Colorado
- Nebraska
- Washington State
- Mississippi
- NC State
- Ohio State
- North Carolina
- Hawaii
- Boston College
- Kansas
- Mississippi State
- Fresno State
- Wake Forest

## 1993

- Florida State
- Notre Dame
- Nebraska
- Auburn
- Florida
- Wisconsin
- West Virginia
- Penn State
- Texas A&M
- Arizona
- Ohio State
- Tennessee
- Boston College
- Alabama
- Miami
- Colorado
- Oklahoma
- UCLA
- North Carolina
- Kansas State
- Michigan
- Virginia Tech
- Clemson
- Louisville
- California

## 1994

- Nebraska
- Penn State
- Colorado
- Florida State
- Alabama
- Miami
- Florida
- Texas A&M
- Auburn
- Utah
- Oregon
- Michigan
- USC
- Ohio State
- Virginia
- Colorado State
- NC State
- BYU
- Kansas State
- Arizona
- Washington State
- Tennessee
- Boston College
- Mississippi State
- Texas

## 1995

- Nebraska
- Florida
- Tennessee
- Florida State
- Colorado
- Ohio State
- Kansas State
- Northwestern
- Kansas
- Virginia Tech
- Notre Dame
- USC
- Penn State
- Texas
- Texas A&M
- Virginia
- Michigan
- Oregon
- Syracuse
- Miami
- Alabama
- Auburn
- Texas Tech
- Toledo
- Iowa

## 1996

- Florida
- Ohio State
- Florida State
- Arizona State
- BYU
- Nebraska
- Penn State
- Colorado
- Tennessee
- North Carolina
- Alabama
- LSU
- Virginia Tech
- Miami
- Northwestern
- Washington
- Kansas State
- Iowa
- Notre Dame
- Michigan
- Syracuse
- Wyoming
- Texas
- Auburn
- Army

## 1997

- Michigan
- Nebraska
- Florida State
- Florida
- UCLA
- North Carolina
- Tennessee
- Kansas State
- Washington State
- Georgia
- Auburn
- Ohio State
- LSU
- Arizona State
- Purdue
- Penn State
- Colorado State
- Washington
- Southern Miss
- Texas A&M
- Syracuse
- Mississippi
- Missouri
- Oklahoma State
- Georgia Tech

## 1998

- Tennessee
- Ohio State
- Florida State
- Arizona
- Florida
- Wisconsin
- TULANE
- UCLA
- Georgia Tech
- Kansas State
- Texas A&M
- Michigan
- Air Force
- Georgia
- Texas
- Arkansas
- Penn State
- Virginia
- Nebraska
- Miami
- Missouri
- Notre Dame
- Virginia Tech
- Purdue
- Syracuse

## 1999

- Florida State
- Virginia Tech
- Nebraska
- Wisconsin
- Michigan
- Kansas State
- Michigan State
- Alabama
- Tennessee
- Marshall
- Penn State
- Florida
- Mississippi State
- Southern Miss
- Miami
- Georgia
- Arkansas
- Minnesota
- Oregon
- Georgia Tech
- Texas
- Mississippi
- Texas A&M
- Illinois
- Purdue

## 2000

- Oklahoma
- Miami
- Washington
- Oregon State
- Florida State
- Virginia Tech
- Oregon
- Nebraska
- Kansas State
- Florida
- Michigan
- Texas
- Purdue
- Colorado State
- Notre Dame
- Clemson
- Georgia Tech
- Auburn
- South Carolina
- Georgia
- Texas Christian
- LSU
- Wisconsin
- Mississippi State
- Iowa State

## 2001

- Miami
- Oregon
- Florida
- Tennessee
- Texas
- Oklahoma
- LSU
- Nebraska
- Colorado
- Washington State
- Maryland
- Illinois
- South Carolina
- Syracuse
- Florida State
- Stanford
- Louisville
- Virginia Tech
- Washington
- Michigan
- Boston College
- Georgia
- Toledo
- Georgia Tech
- BYU

## 2002

- Ohio State
- Miami
- Georgia
- USC
- Oklahoma
- Texas
- Kansas State
- Iowa
- Michigan
- Washington State
- Alabama
- NC State
- Maryland
- Auburn
- Boise State
- Penn State
- Notre Dame
- Virginia Tech
- Pittsburgh
- Colorado
- Florida State
- Virginia
- Texas Christian
- Marshall
- West Virginia

## 2003

- USC
- LSU
- Oklahoma
- Ohio State
- Miami
- Michigan
- Georgia
- Iowa
- Washington State
- Miami (Ohio)
- Florida State
- Texas
- Mississippi
- Kansas State
- Tennessee
- Boise State
- Maryland
- Purdue
- Nebraska
- Minnesota
- Utah
- Clemson
- Bowling Green
- Florida
- Texas Christian

# ASSOCIATED PRESS FINAL POLLS

<b>2004</b>	<b>2007</b>	<b>2010</b>	<b>2013</b>	<b>2016</b>	<b>2019</b>
1. USC	1. LSU	1. Auburn	1. Florida State	1. Clemson	1. LSU
2. Auburn	2. Georgia	2. TCU	2. Auburn	2. Alabama	2. Clemson
3. Oklahoma	3. USC	3. Oregon	3. Michigan State	3. USC	3. Ohio State
4. Utah	4. Missouri	4. Stanford	4. South Carolina	4. Washington	4. Georgia
5. Texas	5. Ohio State	5. Ohio State	5. Missouri	5. Oklahoma	5. Oregon
6. Louisville	6. West Virginia	6. Oklahoma	6. Oklahoma	6. Ohio State	6. Florida
7. Georgia	7. Kansas	7. Wisconsin	7. Alabama	7. Penn State	7. Oklahoma
8. Iowa	8. Oklahoma	8. LSU	8. Clemson	8. Florida State	8. Alabama
9. California	9. Virginia Tech	9. Boise State	9. Oregon	9. Wisconsin	9. Penn State
10. Virginia Tech	10. Texas	10. Alabama	<b>10. UCF</b>	10. Michigan	10. Minnesota
11. Miami (Fla.)	Boston College	11. Nevada	11. Stanford	11. Oklahoma State	11. Wisconsin
12. Boise State	12. Tennessee	12. Arkansas	12. Ohio State	12. Stanford	12. Notre Dame
13. Tennessee	13. Florida	13. Oklahoma State	13. Baylor	13. LSU	13. Baylor
14. Michigan	14. BYU	14. Michigan State	14. LSU	14. Florida	14. Auburn
15. Florida State	15. Auburn	15. Mississippi State	<b>15. Louisville</b>	15. Western Michigan	15. Iowa
16. LSU	16. Arizona State	16. Virginia Tech	16. UCLA	16. Virginia Tech	16. Utah
17. Wisconsin	17. CINCINNATI	17. Florida State	17. Oklahoma State	17. Colorado	<b>17. MEMPHIS</b>
18. Texas Tech	18. Michigan	18. Missouri	18. Texas A&M	18. West Virginia	18. Michigan
19. Arizona State	19. Hawaii	19. Texas A&M	19. USC	<b>19. USF</b>	19. Appalachian State
20. Ohio State	20. Illinois	20. Nebraska	20. Notre Dame	20. Miami (Fla.)	<b>20. NAVY</b>
21. Boston College	21. Clemson	21. UCF	21. Arizona State	21. Louisville	<b>21. CINCINNATI</b>
22. Fresno State	22. Texas Tech	22. South Carolina	22. Wisconsin	22. Tennessee	22. Air Force
23. Virginia	23. Oregon	23. Maryland	23. Duke	23. Utah	23. Boise State
24. NAVY	24. Wisconsin	24. TULSA	24. Vanderbilt	24. Auburn	<b>24. UCF</b>
25. Pittsburgh	25. Oregon State	25. NC State	25. Washington	25. San Diego State	25. Texas
<b>2005</b>	<b>2008</b>	<b>2011</b>	<b>2014</b>	<b>2017</b>	<b>2020</b>
1. Texas	1. Florida	1. Alabama	1. Ohio State	1. Alabama	1. Alabama
2. USC	2. Utah	2. LSU	2. Oregon	2. Georgia	2. Ohio State
3. Penn State	3. USC	3. Oklahoma State	3. TCU	3. Oklahoma	3. Clemson
4. Ohio State	4. Texas	4. Oregon	4. Alabama	4. Clemson	4. Texas A&M
5. West Virginia	5. Oklahoma	5. Arkansas	5. Michigan State	5. Ohio State	5. Notre Dame
6. LSU	6. Alabama	6. USC	Florida State	<b>6. UCF</b>	6. Oklahoma
7. Virginia Tech	7. TCU	7. Stanford	7. Baylor	7. Wisconsin	7. Georgia
8. Alabama	8. Penn State	8. Boise State	8. Georgia Tech	8. Penn State	<b>8. CINCINNATI</b>
9. Notre Dame	9. Ohio State	9. South Carolina	9. Georgia	9. TCU	9. Iowa State
10. Georgia	10. Oregon	10. Wisconsin	10. UCLA	10. Auburn	10. Northwestern
11. TCU	11. Boise State	11. Michigan State	11. Mississippi State	11. Notre Dame	11. BYU
12. Florida	12. Texas Tech	12. Michigan	12. Arizona State	12. USC	12. Indiana
12. Oregon	13. Georgia	13. Baylor	13. Wisconsin	13. Miami (Fla.)	13. Florida
14. Auburn	14. Mississippi	14. TCU	14. Missouri	14. Oklahoma State	14. Coastal Carolina
15. Wisconsin	15. Virginia Tech	15. Kansas State	15. Clemson	15. Michigan State	15. Louisiana
16. UCLA	16. Oklahoma State	16. Oklahoma	16. Boise State	16. Washington	16. Iowa
17. Miami	17. CINCINNATI	17. West Virginia	17. Mississippi	17. Northwestern	17. Liberty
18. Boston College	18. Oregon State	18. HOUSTON	18. Kansas State	18. LSU	18. North Carolina
19. Louisville	19. Missouri	19. Georgia	19. Arizona	19. Mississippi State	19. Texas
20. Texas Tech	20. Iowa	20. Southern Miss	20. USC	20. Stanford	20. Oklahoma State
21. Clemson	21. Florida State	21. Virginia Tech	21. Utah	<b>21. USF</b>	21. USC
22. Oklahoma	22. Georgia Tech	22. Clemson	22. Auburn	22. Boise State	22. Miami (Fla.)
23. Florida State	23. West Virginia	23. Florida State	23. Marshall	23. North Carolina State	23. Ball State
24. Nebraska	24. Michigan State	24. Nebraska	24. Louisville	24. Virginia Tech	24. San Jose State
25. California	25. BYU	25. CINCINNATI	<b>25. MEMPHIS</b>	<b>25. MEMPHIS</b>	25. Buffalo
<b>2006</b>	<b>2009</b>	<b>2012</b>	<b>2015</b>	<b>2018</b>	
1. Florida	1. Alabama	1. Alabama	1. Alabama	1. Clemson	
2. Ohio State	2. Texas	2. Oregon	2. Clemson	2. Alabama	
3. LSU	3. Florida	3. Ohio State	3. Stanford	3. Ohio State	
4. USC	4. Boise State	4. Notre Dame	4. Ohio State	4. Oklahoma	
5. Boise State	5. Ohio State	5. Georgia	5. Oklahoma	5. Notre Dame	
6. Louisville	6. TCU	6. Texas A&M	6. Michigan State	6. LSU	
7. Wisconsin	7. Iowa	7. Stanford	7. TCU	7. Florida	
8. Michigan	8. CINCINNATI	8. South Carolina	<b>8. HOUSTON</b>	Georgia	
9. Auburn	9. Penn State	9. Florida	9. Iowa	9. Texas	
10. West Virginia	10. Virginia Tech	10. Florida State	10. Mississippi	10. Washington State	
11. Oklahoma	11. Oregon	11. Clemson	11. Notre Dame	<b>11. UCF</b>	
12. Rutgers	12. BYU	12. Kansas State	12. Michigan	12. Kentucky	
13. Texas	13. Georgia Tech	13. Louisville	13. Baylor	13. Washington	
14. California	14. Nebraska	14. LSU	14. Florida State	14. Michigan	
15. Arkansas	15. Pittsburgh	15. Oklahoma	15. North Carolina	15. Syracuse	
16. BYU	16. Wisconsin	16. Utah State	16. LSU	16. Texas A&M	
17. Notre Dame	17. LSU	17. Northwestern	17. Utah	17. Penn State	
18. Wake Forest	18. Utah	18. Boise State	<b>18. NAVY</b>	18. Fresno State	
19. Virginia Tech	19. Miami	19. Texas	19. Oregon	19. Army	
20. Boston College	20. Mississippi	20. Oregon State	20. Oklahoma State	20. West Virginia	
21. Oregon State	21. Texas Tech	21. San Jose State	21. Wisconsin	21. Northwestern	
22. TCU	22. USC	22. Northern Illinois	22. Tennessee	22. Utah State	
23. Georgia	23. Central Michigan	23. Vanderbilt	23. Northwestern	23. Boise State	
24. Penn State	24. Clemson	24. Michigan	24. Western Kentucky	<b>24. CINCINNATI</b>	
25. Tennessee	25. West Virginia	25. Nebraska	25. Florida	25. Iowa	

# USA TODAY FINAL POLLS

<b>1982</b>	<b>1985</b>	<b>1988</b>	<b>1991</b>	<b>1994</b>	<b>1997</b>
1. Penn State	1. Oklahoma	1. Notre Dame	1. Washington	1. Nebraska	1. Nebraska
2. SMU	2. Penn State	2. Miami	2. Miami	2. Penn State	2. Michigan
3. Nebraska	3. Michigan	3. Florida State	3. Penn State	3. Colorado	3. Florida State
4. Georgia	4. Tennessee	4. UCLA	4. Florida State	4. Alabama	4. North Carolina
5. UCLA	5. Florida	5. Michigan	5. Alabama	5. Florida State	5. UCLA
6. Arizona State	6. Miami	6. West Virginia	6. Michigan	6. Miami	6. Florida
7. Pittsburgh	7. Air Force	7. USC	7. California	7. Florida	7. Kansas State
8. Arkansas	8. Texas A&M	8. Nebraska	8. Florida	8. Utah	8. Tennessee
9. Clemson	9. UCLA	9. Auburn	9. ECU	9. Ohio State	9. Washington State
10. Washington	10. Iowa	10. Clemson	10. Iowa	10. BYU	10. Georgia
11. LSU	11. Nebraska	11. Oklahoma State	11. Syracuse	11. Oregon	11. Auburn
12. Florida State	12. Alabama	12. Syracuse	12. Notre Dame	12. Michigan	12. Ohio State
13. Ohio State	13. Ohio State	13. Oklahoma	13. Texas A&M	13. Virginia	13. LSU
14. USC	14. Florida State	14. Arkansas	14. Oklahoma	14. Colorado State	14. Arizona State
15. Oklahoma	15. Arkansas	15. Washington State	15. Tennessee	15. USC	15. Purdue
16. Auburn	16. BYU	16. Georgia	16. Nebraska	16. Kansas State	16. Colorado State
17. West Virginia	17. Maryland	17. Alabama	17. Clemson	17. NC State	17. Penn State
18. Maryland	18. Georgia Tech	18. NC State	18. UCLA	18. Tennessee	18. Washington
19. North Carolina	19. Baylor	19. HOUSTON	19. Georgia	19. Washington	19. Southern Miss
20. Texas	20. Auburn	20. Indiana	20. Colorado	20. Arizona	20. Syracuse
21. Michigan	21. LSU	21. Wyoming	21. TULSA	21. North Carolina	21. Texas A&M
22. Alabama	22. Army	22. LSU	22. Stanford	22. Boston College	22. Mississippi
23. TULSA	23. Fresno State	23. Colorado	23. BYU	23. Texas	23. Missouri
24. Iowa	24. Georgia	24. Southern Miss	24. Air Force	24. Virginia Tech	24. Oklahoma State
25. Florida	25. Oklahoma State	25. BYU	25. NC State	25. Mississippi State	25. Air Force
<b>1983</b>	<b>1986</b>	<b>1989</b>	<b>1992</b>	<b>1995</b>	<b>1998</b>
1. Miami	1. Penn State	1. Miami	1. Alabama	1. Nebraska	1. Tennessee
2. Auburn	2. Miami	2. Notre Dame	2. Florida State	2. Tennessee	2. Ohio State
3. Nebraska	3. Oklahoma	3. Florida State	3. Miami	3. Florida	3. Florida State
4. Georgia	4. Nebraska	4. Colorado	4. Notre Dame	4. Colorado	4. Arizona
5. Texas	5. Arizona State	5. Tennessee	5. Michigan	5. Florida State	5. Wisconsin
6. BYU	6. Ohio State	6. Auburn	6. Texas A&M	6. Kansas State	6. Florida
7. Michigan	7. Auburn	7. USC	7. Syracuse	7. Northwestern	7. TULANE
8. Ohio State	8. Michigan	8. Michigan	8. Georgia	8. Ohio State	8. UCLA
9. Florida	9. Alabama	9. Alabama	9. Stanford	9. Virginia Tech	9. Kansas State
10. Clemson	10. LSU	10. Illinois	10. Washington	10. Kansas	10. Air Force
11. Illinois	11. Arizona	11. Nebraska	11. Florida	11. USC	11. Georgia Tech
12. SMU	12. Texas A&M	12. Clemson	12. Tennessee	12. Penn State	12. Michigan
13. Alabama	13. UCLA	13. Arkansas	13. Colorado	13. Notre Dame	13. Texas A&M
14. Air Force	14. Baylor	14. HOUSTON	14. Nebraska	14. Texas	14. Georgia
15. West Virginia	15. Boston College	15. Penn State	15. NC State	15. Texas A&M	15. Penn State
16. Iowa	16. Iowa	16. Virginia	16. Mississippi	16. Syracuse	16. Texas
17. Tennessee	17. Arkansas	17. Michigan State	17. Washington State	17. Virginia	17. Arkansas
18. UCLA	18. Clemson	18. Texas Tech	18. North Carolina	18. Oregon	18. Virginia
19. Pittsburgh	19. Washington	19. Pittsburgh	19. Ohio State	19. Michigan	19. Virginia Tech
20. Penn State	20. Virginia Tech	20. Texas A&M	20. Hawaii	20. Texas Tech	20. Nebraska
21. Oklahoma	21. Florida State	21. West Virginia	21. Boston College	21. Auburn	21. Miami
22. Boston College	22. Stanford	22. BYU	22. Fresno State	22. Iowa	22. Notre Dame
23. Oklahoma State	23. Georgia	23. Syracuse	23. Kansas	23. ECU	23. Purdue
24. Maryland	24. NC State	24. Ohio State	24. Penn State	24. Toledo	24. Syracuse
25. ECU	25. San Diego State	25. Washington	25. Wake Forest	25. LSU	25. Missouri
<b>1984</b>	<b>1987</b>	<b>1990</b>	<b>1993</b>	<b>1996</b>	<b>1999</b>
1. BYU	1. Miami	1. Colorado	1. Florida State	1. Florida	1. Florida State
2. Washington	2. Florida State	2. Georgia Tech	2. Notre Dame	2. Ohio State	2. Nebraska
3. Florida	3. Oklahoma	3. Miami	3. Nebraska	3. Florida State	3. Virginia Tech
4. Nebraska	4. Syracuse	4. Florida State	4. Florida	4. Arizona State	4. Wisconsin
5. Oklahoma	5. Nebraska	5. Washington	5. Wisconsin	5. BYU	5. Michigan
6. Boston College	6. LSU	6. Notre Dame	6. West Virginia	6. Nebraska	6. Kansas State
7. Oklahoma State	7. Auburn	7. Tennessee	7. Penn State	7. Penn State	7. Michigan State
8. SMU	8. Michigan State	8. Michigan	8. Texas A&M	8. Colorado	8. Alabama
9. Maryland	9. Texas A&M	9. Clemson	9. Arizona	9. Tennessee	9. Tennessee
10. South Carolina	10. UCLA	10. Texas	10. Ohio State	10. North Carolina	10. Marshall
11. USC	11. Clemson	11. Penn State	11. Tennessee	11. Alabama	11. Penn State
12. UCLA	12. Oklahoma State	12. HOUSTON	12. Boston College	12. Virginia Tech	12. Mississippi State
13. LSU	13. Georgia	13. Florida	13. Alabama	13. LSU	13. Southern Miss
14. Ohio State	14. Tennessee	14. Louisville	14. Oklahoma	14. Miami	14. Florida
15. Auburn	15. Iowa	15. Michigan State	15. Miami	15. Washington	15. Miami
16. Miami	16. Notre Dame	16. Texas A&M	16. Colorado	16. Northwestern	16. Georgia
17. Florida State	17. USC	17. Oklahoma	17. UCLA	17. Kansas State	17. Minnesota
18. Virginia	18. South Carolina	18. Iowa	18. Kansas State	18. Iowa	18. Oregon
19. Kentucky	19. Michigan	19. Auburn	19. Michigan	19. Syracuse	19. Arkansas
20. Iowa	20. Texas	20. BYU	20. Virginia Tech	20. Michigan	20. Texas A&M
21. West Virginia	21. Pittsburgh	21. Mississippi	21. North Carolina	21. Notre Dame	21. Georgia Tech
22. Army	22. Indiana	22. USC	22. Clemson	22. Wyoming	22. Mississippi
23. Georgia	23. Penn State	23. Nebraska	23. Louisville	23. Texas	23. Texas
24. Air Force	24. Ohio State	24. Illinois	24. California	24. Army	24. Stanford
25. Notre Dame	25. Alabama	25. Virginia	25. USC	25. Auburn	25. Illinois

# USA TODAY FINAL POLLS

<b>2000</b>	<b>2003</b>	<b>2006</b>	<b>2009</b>	<b>2012</b>	<b>2015</b>
1. Oklahoma	1. LSU	1. Florida	1. Alabama	1. Alabama	1. Alabama
2. Miami	2. USC	2. Ohio State	2. Texas	2. Oregon	2. Clemson
3. Washington	3. Oklahoma	3. LSU	3. Florida	3. Notre Dame	3. Stanford
4. Florida State	4. Ohio State	4. USC	4. Boise State	4. Georgia	4. Ohio State
5. Oregon State	5. Miami	5. Wisconsin	5. Ohio State	5. Texas A&M	5. Oklahoma
6. Virginia Tech	6. Georgia	6. Boise State	6. TCU	6. Stanford	6. Michigan State
7. Nebraska	7. Michigan	7. Louisville	7. Iowa	7. South Carolina	7. TCU
8. Kansas State	8. Iowa	8. Auburn	8. Penn State	8. Florida State	<b>8. HOUSTON</b>
9. Oregon	9. Washington State	9. Michigan	9. CINCINNATI	9. Clemson	9. Mississippi
10. Michigan	10. Florida State	10. West Virginia	10. Virginia Tech	10. Florida	10. Iowa
11. Florida	11. Texas	11. Oklahoma	11. Oregon	11. Kansas State	11. Michigan
12. Texas	12. Miami (Ohio)	12. Rutgers	12. BYU	12. LSU	12. Notre Dame
13. Purdue	13. Kansas State	13. Texas	13. Georgia Tech	13. Louisville	13. Baylor
14. Clemson	14. Mississippi	14. California	14. Nebraska	14. Boise State	14. Florida State
15. Colorado State	15. Boise State	15. BYU	15. Pittsburgh	15. Oklahoma	15. North Carolina
16. Notre Dame	16. Tennessee	16. Arkansas	16. Wisconsin	16. Northwestern	16. Utah
17. Georgia	17. Minnesota	17. Wake Forest	17. LSU	17. Utah State	17. LSU
18. Texas Christian	18. Nebraska	18. Virginia Tech	18. Utah	18. Texas	<b>18. NAVY</b>
19. Georgia Tech	19. Purdue	19. Notre Dame	19. Miami	19. Oregon State	19. Oklahoma State
20. Auburn	20. Maryland	20. Boston College	20. USC	20. Vanderbilt	20. Oregon
21. South Carolina	21. Utah	21. Texas Christian	21. Mississippi	21. San Jose State	21. Wisconsin
22. Mississippi State	22. Clemson	22. Oregon State	22. West Virginia	22. CINCINNATI	22. Northwestern
23. Iowa State	23. Bowling Green	23. Tennessee	23. Texas Tech	23. Nebraska	23. Tennessee
24. Wisconsin	24. Texas Christian	24. Hawaii	24. Central Michigan	24. Northern Illinois	24. Georgia
25. Tennessee	25. Florida	25. Penn State	25. Oklahoma State	25. TULSA	25. Florida
<b>2001</b>	<b>2004</b>	<b>2007</b>	<b>2010</b>	<b>2013</b>	<b>2016</b>
1. Miami	1. USC	1. LSU	1. Auburn	1. Florida State	1. Clemson
2. Oregon	2. Auburn	2. USC	2. TCU	2. Auburn	2. Alabama
3. Florida	3. Oklahoma	3. Georgia	3. Oregon	3. Michigan State	3. Oklahoma
4. Tennessee	4. Texas	4. Ohio State	4. Stanford	4. South Carolina	4. Washington
5. Texas	5. Utah	5. Missouri	5. Ohio State	5. Missouri	5. USC
6. Oklahoma	6. Georgia	6. West Virginia	6. Oklahoma	6. Oklahoma	6. Ohio State
7. Nebraska	7. Louisville	7. Kansas	7. Boise State	8. Clemson	7. Penn State
8. LSU	8. Iowa	8. Oklahoma	8. LSU	7. Alabama	8. Florida State
9. Colorado	9. California	9. Virginia Tech	Wisconsin	9. Oregon	9. Wisconsin
10. Maryland	10. Virginia Tech	10. Texas	10. Oklahoma State	10. Ohio State	10. Michigan
11. Washington State	11. Miami	11. Boston College	11. Alabama	Stanford	11. Oklahoma State
12. Illinois	12. Michigan	12. Tennessee	12. Arkansas	<b>12. UCF</b>	12. Stanford
13. South Carolina	13. Boise State	13. Arizona State	13. Nevada	13. Baylor	13. Florida
14. Syracuse	14. Florida State	14. Auburn	14. Michigan State	14. LSU	14. LSU
15. Florida State	15. Tennessee	15. BYU	15. Virginia Tech	<b>15. Louisville</b>	15. Colorado
16. Louisville	16. LSU	16. Florida	16. Florida State	16. UCLA	16. Virginia Tech
17. Stanford	17. Texas Tech	17. Hawaii	17. Mississippi State	17. Oklahoma State	17. West Virginia
18. Virginia Tech	18. Wisconsin	18. Illinois	18. Missouri	18. Texas A&M	18. Western Michigan
19. Washington	19. Ohio State	19. Michigan	19. Nebraska	19. USC	<b>19. USF</b>
20. Michigan	20. Arizona State	20. CINCINNATI	20. UCF	20. Arizona State	20. Louisville
21. Marshall	21. Boston College	21. Wisconsin	21. Texas A&M	21. Wisconsin	21. Utah
22. Toledo	22. Fresno State	22. Clemson	22. South Carolina	22. Duke	22. Auburn
23. Boston College	23. Virginia	23. Texas Tech	23. Utah	23. Vanderbilt	23. Miami (Fla.)
24. BYU	24. NAVY	24. Oregon	24. Maryland	24. Notre Dame	24. Tennessee
25. Georgia Tech	25. Florida	25. Penn State	25. North Carolina State	25. Nebraska	25. San Diego State
<b>2002</b>	<b>2005</b>	<b>2008</b>	<b>2011</b>	<b>2014</b>	<b>2017</b>
1. Ohio State	1. Texas	1. Florida	1. Alabama	1. Ohio State	1. Alabama
2. Miami	2. USC	2. USC	2. LSU	2. Oregon	2. Georgia
3. Georgia	3. Penn State	3. Texas	3. Oklahoma State	3. TCU	3. Oklahoma
4. USC	4. Ohio State	4. Utah	4. Oregon	4. Alabama	4. Clemson
5. Oklahoma	5. LSU	5. Oklahoma	5. Arkansas	5. Michigan State	5. Ohio State
6. Kansas State	6. West Virginia	6. Alabama	6. Boise State	6. Florida State	6. Wisconsin
7. Texas	7. Virginia Tech	7. Texas Christian	7. Stanford	7. Georgia Tech	<b>7. UCF</b>
8. Iowa	8. Alabama	8. Penn State	8. South Carolina	8. Baylor	8. Penn State
9. Michigan	9. Texas Christian	9. Oregon	9. Michigan	9. Georgia	9. TCU
10. Washington State	10. Georgia	10. Georgia	10. Michigan State	10. UCLA	10. USC
11. NC State	11. Notre Dame	11. Ohio State	11. Wisconsin	11. Missouri	11. Notre Dame
12. Boise State	12. Oregon	12. Texas Tech	12. Baylor	12. Mississippi State	12. Auburn
13. Maryland	13. UCLA	13. Boise State	13. TCU	13. Wisconsin	13. Miami (Fla.)
14. Virginia Tech	14. Auburn	14. Virginia Tech	14. HOUSTON	14. Arizona State	14. Oklahoma State
15. Penn State	15. Wisconsin	15. Mississippi	15. Oklahoma	15. Clemson	15. Washington
16. Auburn	16. Florida	16. Missouri	16. Kansas State	16. Boise State	16. Michigan State
17. Notre Dame	17. Boston College	17. CINCINNATI	17. Virginia Tech	17. Arizona	17. Northwestern
18. Pittsburgh	18. Miami	18. Oklahoma St.	18. West Virginia	18. Kansas State	18. LSU
19. Marshall	19. Texas Tech	19. Oregon State	19. Southern Miss	19. Mississippi	19. Stanford
20. West Virginia	20. Louisville	20. Iowa	20. Georgia	20. Utah	20. Mississippi State
21. Colorado	21. Clemson	21. BYU	21. CINCINNATI	21. USC	<b>21. USF</b>
22. Texas Christian	22. Oklahoma	22. Georgia Tech	22. Clemson	22. Marshall	22. Boise State
23. Florida State	23. Florida State	23. Florida State	23. Florida State	23. Auburn	23. North Carolina State
24. Florida	24. Nebraska	24. Michigan State	24. Nebraska	24. Louisville	<b>24. MEMPHIS</b>
25. Virginia	25. California	25. California	25. BYU	<b>25. MEMPHIS</b>	25. Virginia Tech



# USA TODAY FINAL POLLS

---

## 2018

1. Clemson
2. Alabama
3. Ohio State
4. Oklahoma
5. Notre Dame
6. Florida
7. LSU
8. Georgia
9. Texas
10. Washington State
11. Kentucky
12. UCF
13. Washington
14. Michigan
15. Syracuse
16. Texas A&M
17. Penn State
18. Fresno State
19. Northwestern
20. Army
21. Utah State
22. West Virginia
23. Cincinnati
24. Boise State
25. Mississippi State

## 2019

1. LSU
2. Clemson
3. Ohio State
4. Georgia
5. Oregon
6. Oklahoma
7. Florida
8. Alabama
9. Penn State
10. Minnesota
11. Notre Dame
12. Baylor
13. Wisconsin
14. Auburn
15. Iowa
16. Utah
17. **MEMPHIS**
18. Appalachian State
19. Michigan
20. **NAVY**
21. **CINCINNATI**
22. Boise State
23. Air Force
24. **UCF**
25. Virginia

## 2020

1. Alabama
2. Ohio State
3. Clemson
4. Texas A&M
5. Notre Dame
6. Oklahoma
7. Georgia
8. **CINCINNATI**
9. Iowa State
10. Northwestern
11. BYU
12. Florida
13. Indiana
14. Coastal Carolina
15. Iowa
16. Louisiana
17. North Carolina
18. Liberty
19. Oklahoma State
20. Texas
21. USC
22. Miami (Fla.)
23. Ball State
24. San Jose State
25. Buffalo

# NATIONAL RANKINGS

## THE AMERICAN WHEN NATIONALLY RANKED

records listed as overall/vs. American Athletic Conference teams

AP/USA Today rank in parentheses

### UCF (35-4/25-2)

10/26/13 (21/25)	UConn *	W, 62-17
11/9/13 (19/21)	Houston *	W, 19-14
11/16/13 (15/19)	at Temple *	W, 39-36
11/21/13 (17/20)	Rutgers *	W, 41-17
11/29/13 (17/19)	South Florida *	W, 23-20
12/7/13 (15/17)	at SMU *	W, 17-13
1/1/14 (15/15)	vs. Baylor (6/5)	W, 52-42
10/7/17 (25/25)	at Cincinnati *	W, 51-23
10/14/17 (22/21)	ECU *	W, 63-21
10/21/17 (20/20)	at Navy *	W, 31-21
10/28/17 (18/17)	Austin Peay	W, 73-33
11/4/17 (15/14)	at SMU *	W, 31-24
11/11/17 (14/12)	UConn *	W, 49-24
11/18/17 (14/12)	at Temple *	W, 45-19
11/24/17 (13/12)	South Florida * (22/19)	W, 49-42
12/2/17 (12/11)	Memphis * (16/14)	2ot W, 62-55
1/1/18 (10/10)	Auburn (7/8)	W, 34-27
8/30/18 (21/23)	at UConn *	W, 56-10
9/8/18 (19/20)	South Carolina State	W, 38-0
9/21/18 (16/18)	Florida Atlantic	W, 56-36
9/29/18 (13/14)	Pitt	W, 45-14
10/6/18 (12/13)	SMU *	W, 48-20
10/13/18 (10/9)	at Memphis *	W, 31-30
10/20/18 (10/9)	at ECU *	W, 37-10
11/1/18 (9/9)	Temple *	W, 52-40
11/10/18 (11/11)	Navy *	W, 35-24
11/17/18 (11/11)	Cincinnati * (19/20)	W, 38-13
11/23/18 (8/9)	at South Florida *	W, 38-10
12/1/18 (7/7)	Memphis *	W, 56-41
1/1/19 (7/7)	vs. LSU (11/11)	L, 32-40
8/29/19 (17/17)	Florida A&M	W, 62-0
9/7/19 (18/17)	at Florida Atlantic	W, 48-14
9/14/19 (17/16)	Stanford (-/rv)	W, 45-27
9/21/19 (15/16)	at Pitt	L, 34-35
9/28/19 (22/23)	UConn *	W, 56-21
10/4/19 (18/19)	at Cincinnati *	L, 24-27
9/19/20 (14/13)	at Georgia Tech	W, 49-21
9/24/20 (13/15)	at East Carolina *	W, 51-28
10/3/20 (11/12)	Tulsa *	L, 26-34

### CINCINNATI (18-6/15-5)

11/23/13 (rv/24)	at Houston *	W, 24-17
12/5/13 (rv/23)	Louisville * (19/16)	ot L, 24-31
10/20/18 (20/21)	at Temple *	ot L, 17-24
11/10/18 (25/23)	South Florida *	W, 35-23
11/17/18 (19/20)	at UCF * (11/11)	L, 13-38
10/12/19 (25/rv)	at Houston *	W, 38-23
10/19/19 (21/21)	Tulsa *	W, 24-13
11/2/19 (18/17)	at ECU *	W, 48-43
11/9/19 (17/17)	UConn *	W, 48-3
11/16/19 (17/17)	at South Florida *	W, 20-17
11/23/19 (17/17)	Temple *	W, 15-13
11/29/19 (18/17)	at Memphis * (17/18)	L, 24-34
12/7/19 (21/21)	at Memphis * (16/16)	L, 24-29
1/2/20 (21/23)	vs. Boston College	W, 38-6
9/19/20 (13/14)	Austin Peay	W, 55-20
9/26/20 (14/16)	Army (22/rv)	W, 24-10
10/3/20 (15/15)	South Florida *	W, 28-7
10/24/20 (9/10)	at SMU (16/16) *	W, 42-13
10/31/20 (7/7)	Memphis *	49-10
11/7/20 (6/6)	Houston *	W, 38-10
11/13/20 (7/7)	East Carolina *	W, 55-17
11/21/20 (7/7)	at UCF *	W, 36-33
12/19/20 (6/6)	Tulsa * (20/20)	W, 27-24
1/1/21 (6/6)	vs. Georgia (11/9)	L, 21-24

### ECU (3-1/3-1)

10/4/14 (22/23)	SMU *	W, 45-24
10/11/14 (19/19)	at South Florida *	W, 28-17
10/23/14 (18/17)	UConn *	W, 31-21
11/1/14 (21/19)	at Temple *	L, 10-20

### HOUSTON (15-5/10-5)

10/16/15 (24/rv)	at Tulane *	W, 42-7
10/24/15 (21/22)	at UCF *	W, 59-10
10/31/15 (18/19)	Vanderbilt	W, 34-0
11/7/15 (18/18)	Cincinnati *	W, 33-30
11/14/15 (16/16)	Memphis * (25/25)	W, 35-34
11/21/15 (13/14)	at UConn *	L, 13-14
11/27/15 (21/21)	Navy * (16/15)	W, 52-31
12/5/15 (17/18)	Temple + (20/21)	W, 24-13
12/31/15 (14/16)	vs. Florida State (9/8)	W, 38-24
9/3/16 (15/13)	vs. Oklahoma (3/3)	W, 33-23
9/10/16 (6/7)	Lamar	W, 42-0
9/15/16 (6/7)	at Cincinnati *	W, 40-16
9/24/16 (6/7)	at Texas State	W, 64-3
9/29/16 (6/7)	UConn *	W, 42-14
10/8/16 (6/7)	at Navy *	L, 40-46
10/15/16 (13/12)	Tulsa *	W, 38-31
10/22/16 (11/11)	SMU *	L, 16-38
10/29/16 (rv/24)	UCF *	W, 31-24
11/25/16 (18/21)	at Memphis *	L, 44-48
11/3/18 (17/17)	at SMU *	L, 31-45

### MEMPHIS (15-7/13-5)

10/17/15 (rv/22)	Mississippi (13/12)	W, 37-24
10/23/15 (18/17)	at Tulsa *	W, 66-42
10/31/15 (18/16)	Tulane *	W, 41-13
11/7/15 (15/16)	Navy *	L, 20-45
11/14/15 (25/25)	at Houston * (16/16)	L, 34-35
10/19/17 (25/rv)	at Houston *	W, 42-38
10/27/17 (24/rv)	Tulane *	W, 56-26
11/3/17 (22/21)	at Tulsa *	W, 41-14
11/18/17 (18/17)	SMU *	W, 66-45
11/25/17 (17/16)	ECU *	W, 70-13
12/2/17 (16/14)	at UCF * (12/11)	2ot L, 55-62
12/30/17 (18/19)	Iowa State	L, 20-21
10/5/19 (rv/23)	at Louisiana-Monroe	W, 52-33
10/12/19 (20/23)	at Temple * (-/rv)	L, 28-30
10/26/19 (rv/25)	at Tulsa *	W, 42-41
11/2/19 (24/23)	SMU * (15/14)	W, 54-48
11/16/19 (18/18)	at Houston *	W, 45-27
11/23/19 (18/18)	at South Florida *	W, 49-10
11/29/19 (17/18)	Cincinnati * (18/17)	W, 34-24
12/7/19 (16/16)	Cincinnati * (21/21)	W, 29-24
12/28/19 (15/15)	vs. Penn State (13/12)	L, 39-53
10/3/20 (25/24)	at SMU *	L, 27-30

### NAVY (8-4/4-3)

11/14/15 (22/23)	SMU *	W, 55-14
11/21/15 (19/19)	at Tulsa *	W, 44-21
11/27/15 (16/15)	at Houston *	L, 31-55
12/12/15 (21/22)	vs. Army	W, 21-17
12/28/15 (21/22)	Pittsburgh	W, 44-28
10/2/16 (24/25)	Memphis *	W, 42-28
10/28/16 (22/22)	at South Florida *	L, 45-52
12/3/16 (20/20)	Temple +	L, 10-34
10/14/17 (25/24)	at Memphis *	L, 27-30
11/16/19 (21/21)	at Notre Dame	L, 20-52
11/30/19 (24/24)	at Houston *	W, 56-41
12/14/19 (21/21)	vs. Army	W, 31-7
12/31/19 (21/21)	vs. Kansas State (rv/rv)	W, 20-17

### South Florida (13-3/8-3)

12/29/16 (25/22)	vs. South Carolina	ot W, 46-39
8/26/17 (19/21)	at San Jose State	W, 42-22
9/2/17 (19/21)	Stony Brook	W, 31-17
9/15/17 (23/22)	Illinois	W, 47-23
9/21/17 (21/17)	Temple *	W, 43-7
9/30/17 (18/17)	at ECU *	W, 61-31
10/14/17 (18/15)	Cincinnati *	W, 33-3
10/21/17 (16/13)	at Tulane *	W, 34-28
10/28/17 (18/14)	Houston *	L, 24-28
11/4/17 (rv/24)	at UConn *	W, 37-20
11/16/17 (23/20)	Tulsa *	W, 27-20
11/24/17 (22/19)	at UCF * (13/12)	L, 42-49
12/23/17 (23/24)	vs. Texas Tech	W, 38-34
10/12/18 (23/23)	at Tulsa *	W, 25-24
10/20/18 (21/20)	UConn *	W, 38-30
10/27/18 (21/20)	at Houston *	L, 36-51

### SMU (7-4/7-4)

10/5/19 (24/rv)	Tulsa *	3ot W, 43-37
10/19/19 (19/19)	Temple *	W, 45-21
10/24/19 (16/17)	at Houston *	W, 34-31
11/2/19 (15/14)	at Memphis * (24/23)	L, 48-54
11/9/19 (23/23)	ECU *	W, 59-51
11/23/19 (21/21)	at Navy * (rv/rv)	L, 28-35
10/16/20 (17/18)	at Tulane *	ot W, 37-34
10/24/20 (16/16)	Cincinnati * (9/10)	L, 13-42
10/31/20 (22/23)	Navy *	W, 51-37
11/7/20 (18/18)	at Temple *	W, 47-23
11/14/20 (19/19)	at Tulsa *	L, 24-28

### TEMPLE (3-5/3-2)

10/22/15 (22/24)	at ECU *	W, 24-14
10/31/15 (21/22)	Notre Dame (9/9)	L, 20-24
11/6/15 (23/23)	at SMU *	W, 60-40
11/14/15 (21/21)	at South Florida *	L, 23-44
11/28/15 (25/24)	UConn *	W, 27-3
12/5/15 (20/21)	at Houston +	L, 13-24
12/22/15 (24/24)	vs. Toledo	L, 17-32
12/27/16 (23/24)	vs. Wake Forest	L, 26-34

### TULANE (0-0/0-0)

### TULSA (2-2/2-1)

11/19/20 (25/rv)	Tulane *	2ot W, 30-24
12/5/20 (22/22)	at Navy *	W, 19-6
12/19/20 (20/20)	at Cincinnati + (6/6)	L, 24-27
12/31/20 (22/25)	vs. Mississippi State	L, 26-28

# NATIONAL RANKINGS

## THE AMERICAN VS. NATIONALLY RANKED TEAMS

AP/USA Today rank in parentheses

### UCF (6-7/4-2)

9/28/13	South Carolina (12/13)	L, 25-28
10/18/13	at Louisville * (8/6)	W, 38-35
1/1/14	vs. Baylor (6/5)	W, 52-42
9/13/14	at Missouri (20/21)	L, 10-38
10/24/15	Houston * (21/22)	L, 10-59
9/10/16	Michigan (5/6)	L, 14-51
10/29/16	at Houston * (rv/24)	L, 24-31
11/24/17	South Florida * (22/19)	W, 49-42
12/2/17	Memphis * (16/14)	2ot W, 62-55
1/1/18	Auburn (7/8)	W, 34-27
11/17/18	Cincinnati * (19/20)	W, 38-10
1/1/19	vs. LSU (11/11)	L, 32-40
12/22/20	vs. BYU (13/15)	L, 23-49

### CINCINNATI (4-12/3-7)

12/5/13	Louisville * (19/16)	ot L, 24-31
9/27/14	at Ohio State (22/20)	L, 28-50
11/7/15	at Houston * (18/18)	L, 30-33
9/15/16	Houston * (6/7)	L, 16-40
9/9/17	at Michigan * (8/8)	L, 14-36
10/7/17	UCF * (25/25)	L, 29-51
10/14/17	at South Florida * (18/15)	L, 18/15
9/7/19	at Ohio State (5/5)	L, 0-42
10/4/19	UCF * (18/19)	W, 27-24
11/29/19	at Memphis * (17/18)	L, 24-34
12/7/19	at Memphis * (16/16)	L, 24-29
9/26/20	Army (22/rv)	W, 24-10
10/24/20	at SMU (16/16)	W, 42-13
12/19/20	Tulsa + (20/20)	W, 27-24
1/1/21	vs. Georgia (11/9)	L, 21-24

### EAST CAROLINA (2-11/0-9)

9/6/14	at South Carolina (21/21)	L, 23-33
9/13/14	at Virginia Tech (17/19)	W, 28-21
9/20/14	North Carolina (25/rv)	W, 70-41
10/22/15	Temple * (22/24)	L, 14-24
9/16/17	Virginia Tech (16/16)	L, 17-64
9/30/17	South Florida * (18/17)	L, 31-61
10/14/17	at UCF * (22/21)	L, 21-63
11/25/17	at Memphis * (17/16)	L, 13-70
10/20/18	UCF * (10/9)	L, 10-37
11/2/19	Cincinnati * (18/17)	L, 43-46
11/9/19	at SMU * (23/23)	L, 51-59
9/26/20	UCF * (13/15)	L, 28-51
11/14/20	at Cincinnati * (7/7)	L, 17-55

### HOUSTON (8-13/6-9)

11/9/13	at UCF * (19/21)	L, 14-19
11/16/13	at Louisville (19/13)	L, 13-20
9/11/14	at Brigham Young (25/rv)	L, 25-33
11/14/15	Memphis * (25/25)	W, 35-34
11/27/15	Navy * (16/15)	W, 52-31
12/5/15	Temple + (20/21)	W, 24-13
12/31/15	vs. Florida State (9/8)	W, 38-24
9/3/16	vs. Oklahoma (3/3)	W, 33-23
11/17/16	Louisville (3/3)	W, 36-10
10/19/17	Memphis * (25/rv)	L, 38-42
10/28/17	at South Florida * (17/14)	W, 28-24
10/27/18	South Florida * (21/20)	W, 57-36
12/22/19	vs. Army (22/25)	L, 14-70
9/1/19	at Oklahoma (4/4)	L, 31-49
9/13/19	vs. Washington State (20/20)	L, 24-31
10/12/19	Cincinnati * (25/rv)	L, 23-38
10/24/19	SMU * (16/17)	L, 31-34
11/16/19	Memphis * (18/18)	L, 27-45
11/30/19	Navy * (24/24)	L, 41-56
10/16/20	BYU * (15/13)	L, 26-43
11/7/20	at Cincinnati * (6/6)	L, 10-38

### MEMPHIS (6-11/5-7)

11/23/13	at Louisville * (21/15)	L, 17-24
9/6/14	at UCLA (11/11)	L, 35-42
9/27/14	at Mississippi (10/11)	L, 3-24
10/17/15	Mississippi (13/12)	W, 37-24
11/14/15	at Houston * (16/16)	L, 34-35
10/1/16	at Mississippi (16/17)	L, 28-48
10/22/16	at Navy * (25/25)	L, 28-42
11/25/16	Houston * (18/21)	W, 48-44
9/16/17	UCLA (25/rv)	W, 48-45
10/14/17	Navy * (25/24)	W, 30-27
12/2/17	at UCF * (12/11)	2ot L, 55-62
10/13/18	UCF * (10/9)	L, 30-31
12/1/18	at UCF * (7/7)	L, 41-56
11/2/19	SMU * (15/14)	W, 54-49
11/29/19	Cincinnati * (18/17)	W, 34-24
12/7/19	Cincinnati + (21/21)	W, 29-24
12/28/19	vs. Penn State (13/12)	L, 39-53
10/31/20	at Cincinnati * (7/7)	L, 10-48

### NAVY (3-10/3-5)

10/10/15	at Notre Dame (15/15)	L, 24-41
11/7/15	at Memphis * (15/16)	W, 45-20
11/27/15	at Houston * (21/21)	L, 31-55
10/8/16	Houston * (6/5)	W, 46-40
10/21/17	UCF * (20/20)	L, 21-31
11/18/17	at Notre Dame (9/9)	L, 17-24
10/27/18	vs. Notre Dame (3/3)	L, 22-44
11/10/18	at UCF * (11/11)	L, 24-35
12/8/18	vs. Army (22/25)	L, 10-17
11/16/19	at Notre Dame (16/16)	L, 20-52
11/23/19	SMU * (21/21)	W, 35-28
10/31/20	at SMU * (22/23)	L, 37-51
12/5/20	Tulsa * (22/22)	L, 6-19

### SOUTH FLORIDA (2-16/2-9)

9/28/13	vs. Miami (Fla.) (15/15)	L, 21-49
10/26/13	Louisville * (18/16)	L, 3-34
11/29/13	at UCF * (17/19)	L, 20-23
9/27/14	at Wisconsin (19/17)	L, 10-27
10/11/14	ECU * (19/19)	L, 17-28
9/12/15	at Florida State (11/8)	L, 14-34
11/14/15	Temple * (21/21)	W, 44-23
12/21/15	vs. Western Kentucky (25/rv)	L, 35-45
9/24/16	Florida State (13/14)	L, 35-55
10/28/16	Navy * (22/22)	W, 52-45
11/24/17	at UCF * (13/12)	L, 42-49
11/10/18	at Cincinnati * (25/23)	L, 23-35
11/23/18	UCF * (8/9)	L, 10-34
8/30/19	Wisconsin (19/17)	L, 0-49
11/16/19	Cincinnati * (17/17)	L, 17-20
11/23/19	Memphis * (10-49)	L, 18/18
9/19/20	at Notre Dame (7/7)	L, 0-52
10/3/20	at Cincinnati * (15/15)	L, 7-28

### SMU (5-19/4-9)

9/21/13	at Texas A&M (10/9)	L, 13-42
12/7/13	UCF * (15/17)	L, 13-17
8/31/14	at Baylor (10/10)	L, 0-45
9/20/14	Texas A&M (6/7)	L, 6-58
10/4/14	at ECU * (22/23)	L, 24-45
9/4/15	Baylor (4/4)	L, 21-56
9/19/15	at TCU (3/3)	L, 37-56
11/6/15	Temple * (23/23)	L, 40-60
11/14/15	at Navy * (22/23)	L, 14-55
9/10/16	at Baylor (23/19)	L, 13-40
9/23/16	TCU (rv/21)	L, 3-33
10/22/16	Houston * (11/11)	W, 38-16
9/9/17	at TCU (20/20)	L, 36-56
11/4/17	UCF * (15/14)	L, 24-31
11/18/17	at Memphis * (18/17)	L, 45-66
9/7/18	TCU (16/16)	L, 12-42
9/15/18	at Michigan (19/22)	L, 20-45
10/6/18	at UCF * (12/13)	L, 20-48
11/3/18	Houston * (17/17)	W, 45-31
9/21/19	at TCU (25/rv)	W, 41-38
10/19/19	Temple * (rv/25)	W, 45-21
11/2/19	at Memphis * (24/23)	L, 48-54
10/3/20	Memphis * (25/24)	W, 30-27
10/24/20	Cincinnati * (9/10)	L, 13-42

### TEMPLE (5-10/4-8)

8/31/13	at Notre Dame (14/11)	L, 6-28
11/16/13	UCF * (15/19)	L, 36-39
11/1/14	ECU * (21/19)	W, 20-10
10/31/15	Notre Dame (9/9)	L, 20-24
12/5/15	at Houston + (17/18)	L, 13-24
12/3/16	at Navy (20/20)	W, 34-10
9/21/17	at South Florida * (21/17)	L, 7-43
11/18/17	UCF * (14/12)	L, 19-45
10/20/18	Cincinnati * (20/21)	ot W, 24-17
11/1/18	at UCF * (9/9)	L, 40-52
9/14/19	Maryland (21/25)	W, 20-17
10/12/19	Memphis * (20/23)	W, 30-28
10/19/19	at SMU * (19/19)	L, 21-45
11/23/19	at Cincinnati * (17/17)	L, 13-15
11/7/20	SMU * (18/18)	L, 23-47

### TULANE (1-10/0-6)

9/12/15	Georgia Tech (15/16)	L, 10-65
10/16/15	Houston (24/rv)	L, 7-42
10/31/15	Memphis (16/16)	L, 13-41
9/16/17	at Oklahoma (2/3)	L, 14-56
10/21/17	South Florida * (16/13)	L, 28-34
10/27/17	at Memphis * (24/rv)	L, 26-56
9/22/18	at Ohio State (4/4)	L, 6-49
9/7/19	at Auburn (10/13)	L, 6-24
10/16/20	SMU * (17/18)	ot L, 34-37
11/14/20	Army (25/rv)	W, 38-12
11/19/20	at Tulsa * (25/rv)	2ot L, 24-30

### TULSA (2-16/2-10)

9/6/14	Oklahoma (3/4)	L, 7-52
9/19/15	at Oklahoma (16/17)	L, 38-52
10/23/15	Memphis * (18/17)	L, 42-66
11/21/15	Navy * (19/19)	L, 21-44
9/10/16	at Ohio State (4/4)	L, 3-48
10/15/16	at Houston * (13/12)	L, 31-38
8/31/17	at Oklahoma State (10/11)	L, 24-59
11/3/17	Memphis * (22/21)	L, 14-41
11/16/17	at South Florida * (23/20)	L, 20-27
10/12/18	South Florida * (23/23)	L, 24-25
8/30/19	at Michigan State (18/20)	L, 7-28
10/5/19	at SMU * (24/rv)	3ot L, 37-43
10/19/19	at Cincinnati (21/21)	L, 13-24
10/26/19	Memphis * (rv/25)	L, 41-42
9/19/20	at Oklahoma State (11/12)	L, 7-16
10/3/20	at UCF * (11/12)	W, 34-26
11/14/20	SMU * (19/19)	W, 28-24
12/19/20	at Cincinnati + (6/6)	L, 24-27

### UConn (1-10/1-7)

9/21/13	Michigan (15/14)	L, 21-24
10/26/13	at UCF * (21/25)	L, 17-62
11/8/13	Louisville * (20/16)	L, 10-31
10/23/14	at ECU * (18/17)	L, 21-31
9/19/15	at Missouri (22/20)	L, 6-9
11/21/15	Houston * (13/14)	W, 20-17
11/4/17	South Florida * (rv/24)	L, 20-37
11/11/17	at UCF * (14/12)	L, 24-49
8/30/18	UCF * (21/23)	L, 17-56
9/8/18	at Boise State (20/19)	L, 7-62
10/20/18	at South Florida * (21/20)	L, 30-38
9/28/19	at UCF * (22/23)	L, 21-56
11/9/19	at Cincinnati * (17/17)	L, 3-48

### LOUISVILLE (2-0/1-0)

12/5/13	Cincinnati * (rv/23)	ot W, 31-24
12/28/13	vs. Miami (Fla.) (rv/25)	W, 36-9

### RUTGERS (0-3/0-2)

10/10/13	at Louisville * (8/8)	L, 10-24
11/21/13	at UCF * (17/20)	L, 17-41
12/28/13	vs. Notre Dame (25/rv)	L, 16-29

\* American Athletic Conference game

# NATIONAL RANKINGS

## WEEKLY NATIONAL RANKINGS

AP/USA Today rank

### 2013

	UCF	Cincinnati	UConn	Houston	Louisville	Memphis	Rutgers	South Florida	SMU	Temple
Preseason	-/rv	rv/rv	-/-	-/-	9/9	-/-	-/rv	-/-	-/-	-/-
Sept. 2	-/rv	rv/rv	-/-	-/-	8/8	-/-	-/-	-/-	-/-	-/-
Sept. 8	-/rv	-/-	-/-	-/-	7/7	-/-	-/rv	-/-	-/-	-/-
Sept. 15	rv/rv	-/-	-/-	-/-	7/6	-/-	-/rv	-/-	-/-	-/-
Sept. 22	rv/rv	-/-	-/-	-/-	7/7	-/-	rv/rv	-/-	-/-	-/-
Sept. 29	rv/rv	-/rv	-/-	-/-	7/7	-/-	rv/rv	-/-	-/-	-/-
Oct. 6	rv/rv	-/-	-/-	-/-	8/8	-/-	rv/rv	-/-	-/-	-/-
Oct. 13	rv/rv/rv	-/-	-/-	rv/rv/rv	8/6/6	-/-	rv/-	-/-	-/-	-/-
Oct. 20	21/25/25	-/-	-/-	-/rv/rv	18/16/16	-/-	-/rv/-	-/-	-/-	-/-
Oct. 27	19/22/22	-/-	-/-	-/rv/rv	20/17/16	-/-	-/-	-/-	-/-	-/-
Nov. 3	19/21/21	-/-	-/-	rv/rv/rv	20/16/16	-/-	-/-	-/-	-/-	-/-
Nov. 10	15/19/19	-/rv/-	-/-	rv/-/rv	19/13/14	-/-	-/-	-/-	-/-	-/-
Nov. 17	17/20/20	rv/rv/rv	-/-	-/-	21/15/16	-/-	-/-	-/-	-/-	-/-
Nov. 24	17/19/20	rv/25/rv	-/-	-/-	21/16/18	-/-	-/-	-/-	-/-	-/-
Dec. 1	15/17/18	rv/23/rv	-/-	-/-	19/16/17	-/-	-/-	-/-	-/-	-/-
Dec. 8	15/15/15	rv/rv/rv	-/-	-/-	18/16/16	-/-	-/-	-/-	-/-	-/-
Final	10/12	-/rv	-/-	-/-	15/15	-/-	-/-	-/-	-/-	-/-

### 2014

	UCF	Cincinnati	UConn	East Carolina	Houston	Memphis	South Florida	SMU	Temple	Tulane	Tulsa
Preseason	rv/rv	rv/rv	-/-	-/-	-/rv	-/-	-/-	-/-	-/-	-/-	-/-
Sept. 1	-/-	rv/rv	-/-	-/-	-/-	-/rv	-/-	-/-	-/rv	-/-	-/-
Sept. 7	-/-	rv/rv	-/-	-/-	-/-	-/rv	-/-	-/-	-/-	-/-	-/-
Sept. 14	-/-	rv/rv	-/-	rv/rv	-/-	-/rv	-/-	-/-	-/-	-/-	-/-
Sept. 21	-/-	rv/rv	-/-	23/24	-/-	-/rv	-/-	-/-	-/-	-/-	-/-
Sept. 28	-/-	-/rv	-/-	22/21	-/-	-/-	-/-	-/-	-/-	-/-	-/-
Oct. 5	-/-	-/-	-/-	19/19	-/-	-/rv	-/-	-/-	-/-	-/-	-/-
Oct. 12	-/-	-/-	-/-	18/16	-/-	-/-	-/-	-/-	-/-	-/-	-/-
Oct. 19	-/-	-/-	-/-	18/17	-/-	-/-	-/-	-/-	-/-	-/-	-/-
Oct. 26	-/-	-/-	-/-	21/19	-/-	-/-	-/-	-/-	-/-	-/-	-/-
Nov. 2	-/-	-/rv	-/-	-/rv	-/-	-/-	-/-	-/-	-/-	-/-	-/-
Nov. 9	-/-	-/rv	-/-	-/rv	-/-	-/-	-/-	-/-	-/-	-/-	-/-
Nov. 16	-/-	-/rv	-/-	-/-	-/-	-/-	-/-	-/-	-/-	-/-	-/-
Nov. 23	rv/-	-/rv	-/-	-/-	-/-	rv/-	-/-	-/-	-/-	-/-	-/-
Nov. 30	rv/rv	rv/rv	-/-	-/-	-/-	rv/rv	-/-	-/-	-/-	-/-	-/-
Dec. 8	rv/rv	rv/rv	-/-	-/-	-/-	rv/rv	-/-	-/-	-/-	-/-	-/-
Final	-/-	-/-	-/-	-/-	-/-	25/25	-/-	-/-	-/-	-/-	-/-

### 2015

	UCF	Cincinnati	UConn	East Carolina	Houston	Memphis	Navy	South Florida	SMU	Temple	Tulane	Tulsa
Preseason	-/rv	rv/rv	-/-	-/-	-/-	-/-	-/-	-/-	-/-	-/-	-/-	-/-
Sept. 8	-/-	rv/-	-/-	-/-	-/-	-/rv	-/-	-/-	-/-	rv/rv	-/-	-/-
Sept. 13	-/-	-/-	-/-	-/-	rv/rv	-/rv	-/-	-/-	-/-	rv/rv	-/-	-/-
Sept. 20	-/-	-/-	-/-	-/-	rv/rv	rv/rv	-/-	-/-	-/-	rv/rv	-/-	-/-
Sept. 27	-/-	-/-	-/-	-/-	rv/rv	rv/rv	rv/rv	-/-	-/-	rv/rv	-/-	-/-
Oct. 4	-/-	-/-	-/-	-/-	rv/rv	rv/25	rv/rv	-/-	-/-	rv/rv	-/-	-/-
Oct. 11	-/-	-/-	-/-	-/-	24/rv	rv/22	rv/rv	-/-	-/-	rv/rv	-/-	-/-
Oct. 18	-/-	-/-	-/-	-/-	21/22	18/17	-/rv	-/-	-/-	22/24	-/-	-/-
Oct. 25	-/-	-/-	-/-	-/-	18/19	16/16	-/rv	-/-	-/-	21/22	-/-	-/-
Nov. 1	-/-	-/-	-/-	-/-	18/18	15/16	rv/rv	-/-	-/-	23/23	-/-	-/-
Nov. 8	-/-	-/-	-/-	-/-	16/16	25/25	22/23	-/-	-/-	21/21	-/-	-/-
Nov. 15	-/-	-/-	-/-	-/-	13/14	rv/rv	19/19	-/-	-/-	rv/rv	-/-	-/-
Nov. 22	-/-	-/-	-/-	-/-	21/21	-/-	16/15	rv/-	-/-	20/21	-/-	-/-
Nov. 29	-/-	-/-	-/-	-/-	17/18	rv/-	22/22	rv/-	-/-	25/24	-/-	-/-
Dec. 6	-/-	-/-	-/-	-/-	14/16	rv/rv	21/22	rv/-	-/-	24/24	-/-	-/-
Final	-/-	-/-	-/-	-/-	8/8	-/rv	18/18	-/-	-/-	rv/rv	-/-	-/-

# NATIONAL RANKINGS

## 2016

	UCF	Cincinnati	UConn	East Carolina	Houston	Memphis	Navy	South Florida	SMU	Temple	Tulane	Tulsa
Preseason	-/-	-/-	-/-	-/-	15/13	-/rv	rv/rv	rv/rv	-/-	-/-	-/-	-/-
Sept. 6	-/-	-/-	-/-	-/-	6/7	-/-	rv/rv	-/rv	-/-	-/-	-/-	-/-
Sept. 11	-/-	rv/-	-/-	-/-	6/7	-/-	-/rv	-/rv	-/-	-/-	-/-	-/-
Sept. 18	-/-	-/-	-/-	-/-	6/7	-/rv	-/rv	rv/rv	-/-	-/-	-/-	-/-
Sept. 25	-/-	-/-	-/-	-/-	6/7	rv/rv	-/rv	-/rv	-/-	-/-	-/-	-/-
Oct. 2	-/-	-/-	-/-	-/-	6/5	-/-	-/-	rv/rv	-/-	-/-	-/-	-/-
Oct. 10	-/-	-/-	-/-	-/-	13/12	-/rv	25/rv	rv/rv	-/-	-/-	-/-	-/rv
Oct. 16	-/-	-/-	-/-	-/-	11/11	-/rv	24/25	rv/rv	-/-	-/-	-/-	-/rv
Oct. 23	-/-	-/-	-/-	-/-	rv/24	-/-	22/22	-/rv	rv/-	-/-	-/-	-/rv
Oct. 30	-/-	-/-	-/-	-/-	rv/rv	-/-	-/rv	rv/rv	-/-	-/-	-/-	rv/rv
Nov. 6	-/-	-/-	-/-	-/-	rv/rv	-/-	rv/rv	rv/rv	-/-	-/-	-/-	rv/rv
Nov. 13	-/-	-/-	-/-	-/-	rv/rv	-/-	rv/rv	rv/rv	-/-	-/-	-/-	-/-
Nov. 20	-/-	-/-	-/-	-/-	18/21	-/-	rv/rv	rv/rv	-/-	rv/-	-/-	-/rv
Nov. 27	-/-	-/-	-/-	-/-	rv/rv	-/-	20/20	24/23	-/-	rv/rv	-/-	rv/rv
Dec. 4	-/-	-/-	-/-	-/-	rv/rv	-/-	rv/rv	25/22	-/-	23/24	-/-	rv/rv
Final	-/-	-/-	-/-	-/-	rv/-	-/-	rv/rv	19/19	-/-	rv/rv	-/-	rv/rv

## 2017

	UCF	Cincinnati	UConn	East Carolina	Houston	Memphis	Navy	South Florida	SMU	Temple	Tulane	Tulsa
Preseason	-/-	-/-	-/-	-/-	rv/rv	-/rv	-/-	19/21	-/-	-/rv	-/-	rv/rv
Sept. 5	-/rv	-/-	-/-	-/-	rv/rv	-/rv	rv/rv	21/20	-/-	-/-	-/-	-/-
Sept. 10	-/rv	-/-	-/-	-/-	rv/rv	-/rv	-/rv	22/21	-/-	-/-	-/-	-/-
Sept. 17	-/-	-/-	-/-	-/-	rv/rv	rv/rv	-/rv	21/17	-/-	-/-	-/-	-/-
Sept. 24	rv/rv	-/-	-/-	-/-	-/-	rv/rv	-/rv	18/17	-/-	-/-	-/-	-/-
Oct. 1	25/25	-/-	-/-	-/-	-/-	rv/rv	rv/rv	18/16	-/-	-/-	-/-	-/-
Oct. 9	22/21	-/-	-/-	-/-	-/-	rv/rv	25/24	18/15	-/-	-/-	-/-	-/-
Oct. 15	20/20	-/-	-/-	-/-	-/-	25/rv	rv/rv	16/13	-/-	-/-	-/-	-/-
Oct. 22	18/17	-/-	-/-	-/-	-/-	24/rv	-/rv	17/14	-/-	-/-	-/-	-/-
Oct. 29	15/14	-/-	-/-	-/-	-/-	22/21	-/rv	rv/23	-/-	-/-	-/-	-/-
Nov. 5	14/12	-/-	-/-	-/-	-/-	20/19	-/rv	22/21	-/-	-/-	-/-	-/-
Nov. 12	14/12	-/-	-/-	-/-	-/-	18/17	-/-	23/20	-/-	-/-	-/-	-/-
Nov. 19	13/12	-/-	-/-	-/-	-/-	17/16	-/-	22/19	-/-	-/-	-/-	-/-
Nov. 26	12/11	-/-	-/-	-/-	-/-	16/14	-/-	23/23	-/-	-/-	-/-	-/-
Dec. 4	10/10	-/-	-/-	-/-	-/-	19/18	-/-	23/24	-/-	-/-	-/-	-/-
Final	6/7	-/-	-/-	-/-	-/-	25/24	-/-	21/21	-/-	-/-	-/-	-/-

## 2018

	UCF	Cincinnati	UConn	East Carolina	Houston	Memphis	Navy	South Florida	SMU	Temple	Tulane	Tulsa
Preseason	21/23	-/-	-/-	-/-	rv/rv	rv/rv	-/-	-/rv	-/-	-/-	-/-	-/-
Sept. 4	19/20	-/rv	-/-	-/-	rv/rv	rv/rv	-/-	-/rv	-/-	-/-	-/-	-/-
Sept. 9	18/18	-/rv	-/-	-/-	rv/rv	-/rv	-/-	rv/rv	-/-	-/-	-/-	-/-
Sept. 16	16/18	-/rv	-/-	-/-	-/rv	-/-	-/-	rv/rv	-/-	-/-	-/-	-/-
Sept. 23	13/14	rv/rv	-/-	-/-	-/-	-/-	-/-	rv/rv	-/-	-/-	-/-	-/-
Sept. 30	12/13	rv/rv	-/-	-/-	-/-	-/-	-/-	rv/rv	-/-	-/-	-/-	-/-
Oct. 7	10/9	25/25	-/-	-/-	-/-	-/-	-/-	23/23	-/-	-/-	-/-	-/-
Oct. 14	10/9	20/21	-/-	-/-	rv/rv	-/-	-/-	21/20	-/-	-/-	-/-	-/-
Oct. 21	10/10	rv/rv	-/-	-/-	rv/rv	-/-	-/-	21/20	-/-	-/-	-/-	-/-
Oct. 28	9/9	rv/rv	-/-	-/-	17/17	-/-	-/-	rv/rv	-/-	-/-	-/-	-/-
Nov. 4	11/11	25/23	-/-	-/-	rv/rv	-/-	-/-	-/rv	-/-	-/-	-/-	-/-
Nov. 11	11/11	19/20	-/-	-/-	-/-	-/-	-/-	-/-	-/-	-/-	-/-	-/-
Nov. 18	8/9	rv/rv	-/-	-/-	rv/-	-/-	-/-	-/-	-/-	-/-	-/-	-/-
Nov. 25	7/7	rv/rv	-/-	-/-	-/-	-/rv	-/-	-/-	-/-	-/-	-/-	-/-
Dec. 3	7/7	rv/rv	-/-	-/-	-/-	-/-	-/-	-/-	-/-	-/-	-/-	-/-
Final	11/12	24/23	-/-	-/-	-/-	-/-	-/-	-/-	-/-	-/-	-/-	-/-

## 2019

	UCF	Cincinnati	UConn	East Carolina	Houston	Memphis	Navy	South Florida	SMU	Temple	Tulane	Tulsa
Preseason	17/17	rv/rv	-/-	-/-	-/rv	rv/rv	-/-	-/-	-/-	-/rv	-/-	-/-
Sept. 3	18/17	rv/rv	-/-	-/-	-/-	rv/rv	-/rv	-/-	-/-	-/-	-/rv	-/-
Sept. 8	17/16	-/-	-/-	-/-	-/-	rv/rv	-/rv	-/-	-/-	-/-	-/rv	-/-
Sept. 15	15/16	-/-	-/-	-/-	-/-	rv/rv	-/rv	-/-	-/rv	rv/rv	-/rv	-/-
Sept. 22	22/23	-/-	-/-	-/-	-/-	rv/rv	-/rv	-/-	rv/rv	-/-	rv/rv	-/-
Sept. 29	18/19	-/-	-/-	-/-	-/-	rv/23	-/-	-/-	24/rv	-/-	rv/rv	-/-
Oct. 6	rv/rv	25/rv	-/-	-/-	-/-	23/20	-/rv	-/-	21/22	-/rv	rv/rv	-/-
Oct. 13	rv/rv	21/21	-/-	-/-	-/-	rv/rv	-/rv	-/-	19/19	rv/25	rv/rv	-/-
Oct. 20	rv/rv	18/18	-/-	-/-	-/-	rv/25	rv/rv	-/-	16/17	-/rv	rv/rv	-/-
Oct. 27	rv/rv	17/18	-/-	-/-	-/-	24/23	rv/rv	-/-	15/14	-/-	-/-	-/-
Nov. 3	rv/rv	17/17	-/-	-/-	-/-	19/19	25/25	-/-	23/23	-/-	-/-	-/-
Nov. 10	rv/rv	17/17	-/-	-/-	-/-	18/18	21/21	-/-	20/20	-/-	-/-	-/-
Nov. 17	-/-	17/17	-/-	-/-	-/-	18/18	rv/rv	-/-	21/21	-/rv	-/-	-/-
Nov. 24	-/-	18/17	-/-	-/-	-/-	17/18	24/24	-/-	rv/rv	-/rv	-/-	-/-
Dec. 1	rv/rv	21/21	-/-	-/-	-/-	16/16	23/23	-/-	rv/rv	-/rv	-/-	-/-
Dec. 8	rv/rv	23/22	-/-	-/-	-/-	15/15	21/21	-/-	rv/rv	-/-	-/-	-/-
Final	24/24	21/21	-/-	-/-	-/-	17/17	20/20	-/-	rv/rv	-/-	-/-	-/-

# NATIONAL RANKINGS

## 2020

	UCF	Cincinnati	East Carolina	Houston	Memphis	Navy	USF	SMU	Temple	Tulane	Tulsa
Preseason	20/22	21/21	-/-	-/-	rv/rv	rv/rv	-/-	rv/rv	-/-	-/-	-/-
Sept. 13	14/13	13/14	-/-	rv/-	16/15	-/-	rv/rv	rv/rv	-/-	-/-	-/-
Sept. 20	13/15	14/16	-/-	-/-	17/20	-/-	-/-	rv/rv	-/-	-/-	-/-
Sept. 27	11/12	15/15	-/-	-/-	25/24	-/-	-/-	rv/rv	-/-	-/-	-/-
Oct. 4	rv/25	11/11	-/-	-/-	rv/rv	-/-	-/-	18/21	-/-	-/-	rv/rv
Oct. 11	rv/rv	8/10	-/-	rv/rv	rv/rv	-/-	-/-	17/18	-/-	-/-	rv/rv
Oct. 18	-/rv	9/10	-/-	-/-	rv/rv	-/-	-/-	16/16	-/-	-/-	rv/rv
Oct. 25	-/rv	7/7	-/-	-/rv	rv/rv	-/-	-/-	22/23	-/-	-/-	rv/rv
Nov. 1	-/rv	6/6	-/-	-/-	-/rv	-/-	-/-	18/18	-/-	-/-	rv/rv
Nov. 8	-/-	7/7	-/-	-/-	-/rv	-/-	-/-	19/19	-/-	-/-	rv/rv
Nov. 15	rv/-	7/7	-/-	-/-	-/rv	-/-	-/-	rv/rv	-/-	-/-	25/rv
Nov. 22	-/-	7/7	-/-	-/-	-/rv	-/-	-/-	rv/rv	-/-	-/-	24/25
Nov. 29	rv/rv	7/7	-/-	-/-	-/rv	-/-	-/-	rv/-	-/-	-/-	22/22
Dec. 6	rv/-	7/7	-/-	-/-	-/-	-/-	-/-	-/rv	-/-	-/-	18/19
Dec. 13	rv/-	6/6	-/-	-/-	-/-	-/-	-/-	-/rv	-/-	-/-	20/20
Dec. 20	rv/-	6/6	-/-	-/-	rv/-	-/-	-/-	-/rv	-/-	-/-	22/25
Final	-/-	8/8	-/-	-/-	rv/rv	-/-	-/-	-/rv	-/-	-/-	rv/rv

Polls for the 2013 season are listed as Associated Press/Coaches/Harris Interactive. For all seasons after 2014, only the Associated Press and Coaches' polls are listed. The highest ranking for an American Athletic Conference team in the national polls is No. 5, by Houston in the Oct. 2, 2016, coaches' poll. In its first six seasons, The American has had at least three teams ranked in the same week 19 times, including in each of the last 10 weeks of the 2017 season. The American had a record four teams ranked in the polls of Nov. 15, 2015. Eight of The American's current 12 members have been ranked in the top 25 at least once since the league's formation in 2013.

	Weeks Ranked	Most Consecutive Weeks	Highest Rank	Last Rank
UCF	48	33 Oct. 1, 2017-Sept. 29, 2019	6 Final 2017 AP	rv/25 Oct. 4, 2020
Cincinnati	35	28 Oct. 6, 2019-Final 2020	6 Nov. 1, 2020 AP/Coaches	8/8 Final 2020
East Carolina	6	6 Sept. 21-Oct. 26, 2014	16 Oct. 12, 2014 Coaches	21/19 Oct. 26, 2013
Houston	21	19 Oct. 11, 2015-Oct. 23, 2016	5 Oct. 2, 2016 Coaches	17/17 Oct. 28, 2018
Memphis	30	9 Oct. 15-Final, 2017; Oct. 20-Final 2019	14 Nov. 26, 2017 Coaches	25/24 Sept. 27, 2020
Navy	17	6 Nov. 8-Final, 2015	15 Nov. 22, 2015 Coaches	20/20 Final 2019
South Florida	22	19 Nov. 27, 2016-Final, 2017	13 Oct. 15, 2017 Coaches	21/20 Oct. 21, 2018
SMU	14	8 Sept. 29-Nov. 17, 2019	14 Oct. 27, 2019 Coaches	19/19 Nov. 8, 2020
Temple	9	4 Oct. 18-Nov. 8, 2015	20 Nov. 22, 2015 AP	rv/25 Oct. 13, 2019
Tulane	-	-	-	-
Tulsa	6	6 Nov. 15-Dec. 20, 2020	18 Dec. 26, 2020 AP	22/25 Dec. 20, 2020

# NFL PLAYERS

## AMERICAN ATHLETIC CONFERENCE IN THE NFL DRAFT

### 2014 (12 players)

Round/Overall	Pos	School	NFL Team
1 3	QB	UCF	Jacksonville
1 18	S	Louisville	New York Jets
1 26	DE	Louisville	Philadelphia
1 32	QB	Louisville	Minnesota
3 73	LB	Louisville	Buffalo
5 150	DE	South Florida	San Francisco
6 180	CB	SMU	San Francisco
6 214	QB	SMU	St. Louis
7 220	DT	UConn	Minnesota
7 222	RB	UCF	Jacksonville
7 238	LB	UConn	Atlanta
7 256	S	Memphis	Houston

### 2015 (11 players)

Round/Overall	Pos	School	NFL Team
1 26	WR	UCF	Baltimore
1 27	CB	UConn	Dallas
4 107	WR	East Carolina	Atlanta
4 109	SS	UCF	Indianapolis
5 145	CB	Memphis	Miami
5 164	CB	Tulane	Denver
6 186	WR	UConn	New York Giants
6 211	LB	South Florida	Houston
7 222	C	South Florida	Washington
7 227	DE	Memphis	St. Louis
7 251	DB	Tulane	Denver

### 2016 (10 players)

Round/Overall	Pos	School	NFL Team
1 24	CB	Houston	Cincinnati
1 26	QB	Memphis	Denver
4 104	CB	Temple	Baltimore
4 105	OG	Cincinnati	Kansas City
4 107	WR	Cincinnati	Baltimore
5 152	DT	Temple	Washington
6 182	QB	Navy	Baltimore
6 214	LB	Houston	New England
7 229	WR	Houston	Pittsburgh
7 246	LB	Temple	Pittsburgh

### 2017 (15 players)

Round/Overall	Pos	School	NFL Team
1 13	OLB	Temple	Arizona
2 37	WR	East Carolina	Buffalo
2 47	OLB	Houston	Baltimore
2 56	S	UConn	Oakland
2 63	OG	Temple	Buffalo
3 90	CB	UCF	Seattle
4 126	CB	Houston	Cleveland
4 143	RB	South Florida	Indianapolis
5 153	K	Memphis	Cincinnati
5 158	CB	Temple	Indianapolis
5 170	WR	South Florida	Minnesota
6 187	S	Cincinnati	Seattle
6 189	DT	Tulane	Los Angeles Rams
6 207	CB	Houston	Cincinnati
6 212	OT	South Florida	Green Bay

### 2018 (18 players)

Round/Overall	Pos	School	NFL Team	
1 30	Mike Hughes	UCF	Minnesota	
2 40	Courtland Sutton	WR	SMU	Denver
3 51	Anthony Miller	WR	Memphis	Chicago
3 90	Deadrin Senat	DT	South Florida	Atlanta
3 91	Tre'Quan Smith	WR	UCF	New Orleans
3 98	Jordan Akins	TE	UCF	Houston
5 141	Shaquem Griffin	OLB	UCF	Seattle
5 150	Genard Avery	ILB	Memphis	Cleveland
5 174	Marquez Valdes-Scantling	WR	South Florida	Green Bay
6 179	Parry Nickerson	CB	Tulane	New York Jets
6 180	Folorunso Fatukasi	DL	UConn	New York Jets
6 186	Jacob Martin	OLB	Temple	Seattle
6 218	Ade Aruna	DE	Tulane	Minnesota
7 221	Matthew Adams	ILB	Houston	Indianapolis
7 223	Julian Taylor	DT	Temple	San Francisco
7 254	Korey Cunningham	OT	Cincinnati	Arizona
7 256	Trey Quinn	WR	SMU	Washington

### 2019 (12 players)

Round/Overall	Pos	School	NFL Team	
1 9	Ed Oliver	DT	Houston	Buffalo
2 34	Rock Ya-Sin	CB	Temple	Indianapolis
2 58	Trysten Hill	DT	UCF	Dallas
3 70	Darrell Henderson	RB	Memphis	Los Angeles Rams
4 128	Tony Pollard	RB	Memphis	Dallas
4 129	Isaiah Johnson	CB	Houston	Oakland
5 140	Ryquell Armstead	RB	Temple	Jacksonville
6 200	Emeke Egbule	OLB	Houston	Los Angeles Chargers
7 221	Donnie Lewis Jr.	CB	Tulane	Cleveland
7 242	Cortez Broughton	DT	Cincinnati	Los Angeles Chargers
7 244	Justin Lawler	DE	SMU	Los Angeles Rams
7 249	Michael Dogbe	DE	Temple	Arizona

### 2020 (17 players)

Round/Overall	Pos	School	NFL Team	
3 66	Antonio Gibson	WR	Memphis	Washington
3 72	Josh Jones	OT	Houston	Arizona
3 78	Matt Hennessy	C	Temple	Atlanta
3 93	Josiah Deguara	TE	Cincinnati	Green Bay
3 99	Matt Peart	OT	UConn	New York Giants
4 123	Reggie Robinson II	CB	Tulsa	Dallas
4 128	Gabriel Davis	WR	UCF	Buffalo
5 155	Trevis Gipson	DE	Tulsa	Chicago
5 169	Harrison Hand	CB	Temple	Minnesota
5 173	Darnell Mooney	WR	Tulane	Chicago
6 196	Shaun Bradley	LB	Temple	Philadelphia
6 201	James Proche	WR	SMU	Baltimore
7 223	Chris Claybrooks	CB	Memphis	Jacksonville
7 281	Dustin Woodard	C	Memphis	New England
7 237	Thakarius Keyes	CB	Tulane	Kansas City
7 241	Chapelle Russell	LB	Temple	Tampa Bay
7 246	Malcolm Perry	WR	Navy	Miami

### 2021 (19 players)

Round/Overall	Pos	School	NFL Team	
1 16	Zaven Collins	LB	Tulsa	Arizona
1 28	Payton Turner	DL	Houston	New Orleans
2 40	Richie Grant	S	UCF	Atlanta
3 71	Aaron Robinson	CB	UCF	New York Giants
3 104	Brandon Stephens	CB	SMU	Baltimore
4 110	James Hudson	OT	Cincinnati	Cleveland
4 111	Cameron Sample	DE	Tulane	Cincinnati
4 127	Kylen Granson	TE	SMU	Indianapolis
4 139	D'Ante Smith	OT	East Carolina	Cincinnati
4 141	Jacob Harris	WR	UCF	Los Angeles Rams
5 150	Kenneth Gainwell	RB	Memphis	Philadelphia
5 163	Darrick Forrest	S	Cincinnati	Washington
6 203	Marquez Stevenson	WR	Houston	Buffalo
6 223	Tay Gowan	CB	UCF	Arizona
7 234	Patrick Johnson	OLB	Tulane	Philadelphia
7 242	Tre Nixon	WR	UCF	New England
7 243	James Wiggins	S	Cincinnati	Arizona
7 244	Gerrid Doaks	RB	Cincinnati	Miami
7 259	Grant Stuard	LB	Houston	Tampa Bay

### NFL DRAFT PICKS BY ROUND

Round	Picks
First	13
Second	8
Third	14
Fourth	16
Fifth	16
Sixth	19
Seventh	27

### NFL DRAFT PICKS BY SCHOOL

School	Picks
UCF	16
Temple	15
Houston	14
Memphis	13
Cincinnati	10
Tulane	10
South Florida	8
SMU	7
East Carolina	3
Tulsa	3
Navy	2
—	—
Others	11

# NFL PLAYERS

## THE AMERICAN ON 2021 NFL ROSTERS

The following former American Athletic Conference players were on NFL rosters (active rosters, practice squad or reserves) as of July 31, 2021.

### UCF

Jordan Akins, TE	Houston
Otis Anderson, RB	Los Angeles Rams
Gabriel Davis, WR	Buffalo
Nate Evans, LB	Seattle
Jordan Franks, TE	Cleveland
Tay Gowan, CB	Arizona
Richie Grant, S	Atlanta
Shaquem Griffin, LB	Miami
Shaquil Griffin, CB	Jacksonville
Jacob Harris, TE	Los Angeles Rams
Trysten Hill, DT	Dallas
Mike Hughes, CB	Kansas City
Adrian Killins Jr., RB	Philadelphia
Justin McCray, OG	Houston
Wyatt Miller, OT	Kansas City
Tre Nixon, WR	New England
Breshad Perriman, WR	Detroit
Aaron Robinson, CB	New York Giants
Tre'Quan Smith, WR	New Orleans
Matthew Wright, K	Detroit

### CINCINNATI

Mike Boone, RB	Denver
Cortez Broughton, DT	Los Angeles Chargers
Marquise Copeland, DT	Los Angeles Rams
Korey Cunningham, OT	New England
Gerrid Doaks, RB	Miami
Josiah Deguara, TE	Green Bay
Parker Ehinger, OG	Las Vegas
Darrick Forrest, S	Washington
Devin Gray, WR	Baltimore
Darius Harper, OT	Los Angeles Chargers
James Hudson, OT	Cleveland
Bruno Labelle, TE	Arizona
Chris Moore, WR	Houston
Justin Murray, OT	Arizona
Elijah Ponder, DL	Tampa Bay
James Smith, P	Tennessee
Linden Stephens, DB	Washington
Michael Warren II, RB	Detroit
Eric Wilson, LB	Minnesota
James Wiggins, S	Arizona

### EAST CAROLINA

Kurt Benkert, QB	Green Bay
Justin Hardy, WR	Chicago
Zay Jones, WR	Las Vegas
Garrett McGhinn	Jacksonville
Gardner Minshe, QB	Jacksonville
Blake Proehl, WR	Minnesota
D'Ante Smith, OT	Cincinnati
Jake Verity, K	Baltimore

### HOUSTON

Matthew Adams, LB	Indianapolis
Kyle Allen, QB	Washington
Tyus Bowser, LB	Baltimore
Emeke Egbule, LB	Los Angeles Chargers
William Jackson III, CB	Washington
Isaiah Johnson, CB	Las Vegas
Braylon Jones, C	Dallas
Josh Jones, OT	Arizona
Cameron Malveaux, DE	Cleveland
Ed Oliver, DT	Buffalo
Elandon Roberts, LB	Miami
Marquez Stevenson, WR	Buffalo
Grant Stuard, ILB	Houston
Nick Thurman, DL	New England
Payton Turner, DE	New Orleans
Greg Ward Jr., WR	Philadelphia
Brandon Wilson, S	Cincinnati

### MEMPHIS

Genard Avery, LB	Philadelphia
Chris Claybrooks, CB	Jacksonville
Kenneth Gainwell, RB	Philadelphia
Antonio Gibson, RB	Washington
Darrell Henderson, RB	Los Angeles Rams
Bryce Huff, DL	New York Jets
Arthur Maulet, CB	Pittsburgh
Bobby McCain, CB	Washington
Wynton McManis, LB	New Orleans
Jake Elliott, K	Philadelphia
Anthony Miller, WR	Houston
Riley Patterson, K	Minnesota
Tony Pollard, RB	Dallas
Patrick Taylor, RB	Green Bay

### NAVY

Cameron Kinley, CB	Tampa Bay
Malcolm Perry, RB/WR	Miami

### SOUTH FLORIDA

Rodney Adams, WR	Chicago
DeVontres Dukes, WR	Denver
Bruce Hector, DT	Detroit
D'Ernest Johnson, RB	Cleveland
Mike Love, DE	Buffalo
Marlon Mack, RB	Indianapolis
Deadrin Senat, DT	Atlanta
Marquez Valdes-Scantling, WR	Green Bay
Mitchell Wilcox, TE	Cincinnati

### SMU

Ryan Becker, TE	Atlanta
Shane Buechele, QB	Kansas City
Evan Brown, C	Detroit
Rodney Clemons, DB	Kansas City
Garrett Gilbert, QB	Dallas
Kylen Granson, TE	Indianapolis
Xavier Jones, RB	Los Angeles Rams
Chirs Naggar, K	New York Jets
James Proche, WR	Baltimore
Trey Quinn, WR	Las Vegas
Delontae Scott, LB	Green Bay
Brandon Stephens, DB	Baltimore
Courtland Sutton, WR	Denver
Zach Wood, LS	New Orleans

### TEMPLE

Robby Anderson, WR	Carolina
Daniel Archibong, DL	Chicago
Shaun Bradley, LB	Philadelphia
Ventell Bryant, WR	Carolina
Sean Chandler, S	Carolina
Dion Dawkins, OL	Buffalo
Michael Dogbe, DE	Arizona
Sam Franklin, S	Carolina
Nate Hairston, CB	Denver
Harrison Hand, CB	Minnesota
Matt Hennessy, C	Atlanta
Matt Ioannidis, DT	Washington
Keith Kirkwood, WR	Carolina
Branden Mack, WR	Denver
Jacob Martin, DE	Houston
Tyler Matakevich, LB	Buffalo
Chris Myarick, TE	Miami
Haason Reddick, LB	Carolina
Chapelle Russell, LB	Tampa Bay
Colin Thompson, TE	Carolina
Phillip Walker, QB	Carolina
Isaiah Wright, WR	Washington
Rock Ya-Sin, CB	Indianapolis
Tavon Young, CB	Baltimore

### TULANE

Darius Bradwell, RB	Los Angeles Chargers
Dontrell Hilliard, RB	Houston
Patrick Johnson, LB	Philadelphia
Bopete Keyes, CB	Kansas City
John Leglue, OT	Pittsburgh
Donnie Lewis, CB	Cincinnati
Jalen McCleskey, WR	New Orleans
Darnell Mooney, WR	Chicago
Parry Nickerson, CB	Green Bay
Tanzel Smart, DL	New York Jets
Roderic Teamer, S	Las Vegas

### TULSA

Zaven Collins, ILB	Arizona
Trevis Gipson, OLB	Chicago
Reggie Robinson II, CB	Dallas
Willie Wright, OL	Atlanta

### UCONN

Andrew Adams, S	Philadelphia
Folorunso Fatukasi, DL	New York Jets
Byron Jones, CB	Miami
Obi Melifonwu, CB	Philadelphia
Matt Peart, DT	New York Giants
Shamar Stephen, DT	Denver

### LOUISVILLE

Teddy Bridgewater, QB	Denver
Brandon Dunn, DE	Houston
Devante Parker, WR	Miami
Sheldon Rankins, DT	New York Jets

### RUTGERS

Michael Burton, FB	Kansas City
Tyler Kroft, TE	New York Jets

## SUPER BOWL CHAMPIONS

Players who played at least one season in the American Athletic Conference who were part of Super Bowl-winning teams in the NFL.

Year (NFL Team)	Player	Position	School
<b>2015 (Denver Broncos)</b>	Lorenzo Doss	CB	Tulane
	Taurean Nixon	CB	Tulane
<b>2016 (New England Patriots)</b>	Elandon Roberts	LB	Houston
<b>2017 (Philadelphia Eagles)</b>	Jake Elliott	K	Memphis
	Greg Ward Jr.	WR	Houston
	D.J. Killings	CB	UCF
<b>2018 (New England Patriots)</b>	Obi Melifonwu	DB	UConn
	Elandon Roberts	LB	Houston
<b>2019 (Kansas City Chiefs)</b>	Austin Reiter	C	South Florida
<b>2020 (Tampa Bay Buccaneers)</b>	Andrew Adams	DB	UConn



# BOWL APPEARANCES

## UCF (5-7/3-4)

12-24-05 Hawaii Bowl - Nevada 49, UCF 48  
12-29-07 Liberty Bowl - Mississippi State 10, UCF 3  
12-19-09 St. Petersburg Bowl - Rutgers 45, UCF 24  
12-31-10 Liberty Bowl - UCF 10, Georgia 6  
12-21-12 Beef 'O' Brady's Bowl - UCF 38, Ball State 17  
1-1-14 Tostitos Fiesta Bowl - UCF 52, Baylor 42  
12-26-14 Bitcoin St. Petersburg Bowl - NC State 34, UCF 27  
12-17-16 AutoNation Cure Bowl - Arkansas State 31, UCF 13  
1-1-18 Chick-fil-A Peach Bowl - UCF 34, Auburn 27  
1-1-19 PlayStation Fiesta Bowl - LSU 40, UCF 32  
12-23-19 Bad Boy Mowers Gasparilla Bowl - UCF 48, Marshall 25  
12-22-20 RoofClaim.com Boca Raton Bowl - BYU 49, UCF 23

## CINCINNATI (10-9/2-4)

1-1-47 Sun Bowl - Cincinnati 18, Virginia Tech 6  
12-3-49 Glass Bowl - Cincinnati 33, Toledo 13  
1-1-51 Sun Bowl - Cincinnati 13, West Texas State 14  
12-21-97 Humanitarian Bowl - Cincinnati 35, Utah State 19  
12-27-00 Motor City Bowl - Cincinnati 14, Marshall 25  
12-29-01 Motor City Bowl - Cincinnati 16, Toledo 23  
12-17-02 New Orleans Bowl - Cincinnati 19, North Texas 24  
12-23-04 PlainsCapital Fort Worth Bowl - Cincinnati 32, Marshall 14  
1-6-07 International Bowl - Cincinnati 27, Western Michigan 24  
12-22-07 PapaJohns.com Bowl - Cincinnati 31, Southern Miss 21  
1-1-09 FedEx Orange Bowl - Virginia Tech 20, Cincinnati 7  
1-1-10 Allstate Sugar Bowl - Florida 51, Cincinnati 24  
12-31-11 AutoZone Liberty Bowl - Cincinnati 31, Vanderbilt 24  
12-27-12 Belk Bowl - Cincinnati 48, Duke 34  
12-28-13 Belk Bowl - North Carolina 39, Cincinnati 17  
12-27-14 Military Bowl - Virginia Tech 33, Cincinnati 17  
12-24-15 Hawaii Bowl - San Diego State 42, Cincinnati 7  
12-31-18 Military Bowl - Cincinnati 35, Virginia Tech 31  
1-2-20 Birmingham Bowl - Cincinnati 38, Boston College 6  
1-1-21 Chick-fil-A Peach Bowl - Georgia 24, Cincinnati 21

## EAST CAROLINA (9-8/0-1)

12-12-64 Tangerine Bowl - ECU 14, Massachusetts 13  
12-11-65 Tangerine Bowl - ECU 31, Maine 0  
12-16-78 Independence Bowl - ECU 35, Louisiana Tech 13  
1-1-92 Peach Bowl - ECU 37, North Carolina State 34  
12-31-94 Liberty Bowl - Illinois 30, East Carolina 0  
12-30-95 Liberty Bowl - ECU 19, Stanford 13  
12-22-99 Mobile Alabama Bowl - TCU 28, East Carolina 14  
12-27-00 GalleryFurniture.com Bowl - ECU 40, Texas Tech 27  
12-19-01 GMAC Bowl - Marshall 64, East Carolina 61 (ot)  
12-23-06 PapaJohns.com Bowl - USF 24, East Carolina 7  
12-23-07 Hawaii Bowl - ECU 41, Boise State 38  
1-2-09 Liberty Bowl - Kentucky 25, East Carolina 19  
12-1-10 Liberty Bowl - Arkansas 20, East Carolina 17 (ot)  
12-29-10 Military Bowl - Maryland 51, East Carolina 20  
12-22-12 New Orleans Bowl - Louisiana 43, East Carolina 34  
12-23-13 Beef 'O' Brady's Bowl - ECU 27, Ohio 20  
1-3-15 Birmingham Bowl - Florida 28, East Carolina 20

## HOUSTON (11-16-1/1-5)

1-1-52 Salad Bowl - Houston 26, Dayton 21  
12-22-62 Tangerine Bowl - Houston 49, Miami (Ohio) 21  
12-31-69 Bluebonnet Bowl - Houston 36, Auburn 7  
12-31-71 Bluebonnet Bowl - Colorado 29, Houston 17  
12-29-73 Bluebonnet Bowl - Houston 47, Tulane 7  
12-23-74 Bluebonnet Bowl - North Carolina State 31, Houston 31  
1-1-77 Cotton Bowl - Houston 30, Maryland 21  
1-1-79 Cotton Bowl - Notre Dame 35, Houston 34  
1-1-80 Cotton Bowl - Houston 17, Nebraska 14  
12-14-80 Garden State Bowl - Houston 35, Navy 0  
12-26-81 Sun Bowl - Oklahoma 40, Houston 14  
1-1-85 Cotton Bowl - Boston College 45, Houston 28  
12-25-88 Aloha Bowl - Washington State 22, Houston 22  
12-27-96 Liberty Bowl - Syracuse 30, Houston 17  
12-25-03 Hawaii Bowl - Hawaii 54, Houston 48  
12-23-05 Fort Worth Bowl - Kansas 42, Houston 13  
12-29-06 Liberty Bowl - South Carolina 44, Houston 36  
12-28-07 Texas Bowl - TCU 20, Houston 13  
12-31-08 Armed Forces Bowl - Houston 34, Air Force 28  
12-31-09 Armed Forces Bowl - Air Force 47, Houston 20  
1-2-12 Ticket City Bowl - Houston 30, Penn State 14  
1-4-14 BBVA Compass Bowl - Vanderbilt 41, Houston 20  
1-2-15 Lockheed Martin Armed Forces Bowl - Houston 35, Pitt 34  
12-31-15 Chick-fil-A Peach Bowl - Houston 38, Florida State 24  
12-17-16 Las Vegas Bowl - San Diego State 34, Houston 14  
12-24-17 Hawaii Bowl - Fresno State 33, Houston 27  
12-22-18 Armed Forces Bowl - Army 70, Houston 14  
12-24-20 New Mexico Bowl - Hawaii 28, Houston 14

## MEMPHIS (5-8/2-5)

12-18-71 Pasadena Bowl - Memphis 28, San Jose State 9  
12-16-03 New Orleans Bowl - Memphis 27, North Texas 17  
12-22-04 GMAC Bowl - Bowling Green 52, Memphis 35  
12-26-05 Motor City Bowl - Memphis 38, Akron 31  
12-21-07 New Orleans Bowl - Florida Atlantic 44, Memphis 27  
12-20-08 St. Petersburg Bowl - USF 41, Memphis 14  
12-22-14 Miami Beach Bowl - Memphis 55, BYU 48 (2ot)  
12-30-15 Birmingham Bowl - Auburn 31, Memphis 10  
12-20-16 Boca Raton Bowl - Western Kentucky 51, Memphis 31  
12-30-17 AutoZone Liberty Bowl - Iowa State 21, Memphis 20  
12-22-18 Jared Birmingham Bowl - Wake Forest 37, Memphis 34  
12-28-19 Goodyear Cotton Bowl - Penn State 53, Memphis 39  
12-23-20 Montgomery Bowl - Memphis 25, Florida Atlantic 10

## NAVY (12-11-1/3-1)

1-1-24 Rose Bowl - Navy 14, Washington 14  
1-1-55 Sugar Bowl - Navy 21, Mississippi 0  
1-1-58 Cotton Bowl - Navy 20, Rice 7  
1-2-61 Orange Bowl - Missouri 21, Navy 14  
1-1-64 Cotton Bowl - Texas 28, Navy 6  
12-22-78 Holiday Bowl - Navy 23, BYU 16  
12-14-80 Garden State Bowl - Houston 35, Navy 0  
12-30-81 Liberty Bowl - Ohio State 31, Navy 28  
12-25-96 Aloha Bowl - Navy 42, California 38  
12-30-03 Houston Bowl - Texas Tech 38, Navy 14  
12-30-04 Emerald Bowl - Navy 34, New Mexico 19  
12-22-05 Poinsettia Bowl - Navy 51, Colorado State 30  
12-30-06 Meineke Car Care Bowl - Boston College 25, Navy 24  
12-20-07 Poinsettia Bowl - Utah 35, Navy 32  
12-20-08 EagleBank Bowl - Wake Forest 28, Navy 19  
12-31-09 Texas Bowl - Navy 35, Missouri 13  
12-23-10 Poinsettia Bowl - San Diego State 35, Navy 14  
12-29-12 Fight Hunger Bowl - Arizona State 62, Navy 28  
12-30-13 Armed Forces Bowl - Navy 24, Middle Tennessee 6  
12-23-14 Poinsettia Bowl - Navy 17, San Diego State 16  
12-28-15 Military Bowl - Navy 44, Pitt 28  
12-23-16 Armed Forces Bowl - Louisiana Tech 48, Navy 45  
12-28-17 Military Bowl - Navy 49, Virginia 7  
12-31-19 AutoZone Liberty Bowl - Navy 20, Kansas State 17

## USF (6-4/2-2)

12-31-05 Meineke Car Care Bowl - North Carolina State 14, South Florida 0,  
12-23-06 PapaJohns.com Bowl - USF 24, East Carolina 7  
12-31-07 Brut Sun Bowl - Oregon 56, South Florida 21  
12-20-08 St. Petersburg Bowl - USF 41, Memphis 14  
1-2-10 International Bowl - USF 27, Northern Illinois 3  
12-31-10 Meineke Car Care Bowl - USF 31, Clemson 26  
12-21-15 Miami Beach Bowl - Western Kentucky 45, South Florida 35  
12-29-16 Birmingham Bowl - USF 46, South Carolina 39 (ot)  
12-23-17 Birmingham Bowl - USF 38, Texas Tech 34  
12-20-18 Bad Boy Mowers Gasparilla Bowl - Marshall 38, South Florida 20

## SMU (7-9-1/0-2)

1-1-25 Dixie Classic - West Virginia Wesleyan 9, SMU 7  
1-1-36 Rose Bowl - Stanford 7, SMU 0  
1-1-48 Cotton Bowl - Penn State 13, SMU 13  
1-1-49 Cotton Bowl - SMU 21, Oregon State 13  
12-31-63 Sun Bowl - Oregon 21, SMU 14  
12-31-68 Bluebonnet Bowl - SMU 28, Oklahoma 27  
12-19-80 Holiday Bowl - BYU 46, SMU 45  
1-1-83 Cotton Bowl - SMU 7, Pitt 3  
12-24-83 Sun Bowl - Alabama 28, SMU 7  
12-29-84 Aloha Bowl - SMU 27, Notre Dame 20  
12-30-10 Armed Forces Bowl - Army 16, SMU 14  
1-7-12 BBVA Compass Bowl - SMU 28, Pitt 6  
12-24-12 Hawaii Bowl - SMU 43, Fresno State 10  
12-20-17 DXL Frisco Bowl - Louisiana Tech 55, SMU 10  
12-21-19 Cheribundi Boca Raton Bowl - Florida Atlantic 52, SMU 28

## TEMPLE (3-4/1-2)

1-1-35 Sugar Bowl - Tulane 20, Temple 14  
12-15-79 Garden State Bowl - Temple 28, California 17  
12-29-09 EagleBank Bowl - UCLA 30, Temple 21  
12-17-11 New Mexico Bowl - Temple 37, Wyoming 15  
12-22-15 Boca Raton Bowl - Toledo 32, Temple 15  
12-27-16 Military Bowl - Wake Forest 34, Temple 26  
12-21-17 Gasparilla Bowl - Temple 28, Florida International 3

## TULANE (5-8/1-1)

1-1-32 Rose Bowl - USC 21, Tulane 12  
1-1-35 Sugar Bowl - Tulane 20, Temple 14  
1-1-40 Sugar Bowl - Texas A&M 14, Tulane 13  
12-12-70 Liberty Bowl - Tulane 17, Colorado 3  
12-29-73 Bluebonnet Bowl - Houston 47, Tulane 7  
12-22-79 Liberty Bowl - Penn State 9, Tulane 6  
12-27-80 All-American Bowl - Arkansas 34, Tulane 15  
12-19-87 Independence Bowl - Washington 24, Tulane 12  
12-31-98 Liberty Bowl - Tulane 41, BYU 27  
12-25-02 Hawaii Bowl - Tulane 36, Hawaii 28  
12-21-13 New Orleans Bowl - Louisiana 24, Tulane 21  
12-15-18 AutoNation Cure Bowl - Tulane 41, Louisiana 24  
12-22-20 Famous Idaho Potato Bowl - Nevada 38, Tulane 27

## TULSA (10-12/1-2)

1-1-42 Sun Bowl - Tulsa 6, Texas Tech 0  
1-1-43 Sugar Bowl - Tennessee 14, Tulsa 7  
1-1-44 Sugar Bowl - Georgia Tech 20, Tulsa 18  
1-1-45 Orange Bowl - Tulsa 26, Georgia Tech 12  
1-1-46 Oil Bowl - Georgia 20, Tulsa 6  
1-1-53 Gator Bowl - Florida 14, Tulsa 13  
12-19-64 Bluebonnet Bowl - Tulsa 14, Ole Miss 7  
12-18-65 Bluebonnet Bowl - Tennessee 27, Tulsa 6  
12-13-76 Independence Bowl - McNeese State 20, Tulsa 16  
12-16-89 Independence Bowl - Oregon 27, Tulsa 24  
12-30-91 Freedom Bowl - Tulsa 28, San Diego State 17  
1-3-04 Humanitarian Bowl - Georgia Tech 52, Tulsa 10  
12-31-05 Liberty Bowl - Tulsa 31, Fresno State 24  
12-23-06 Armed Forces Bowl - Utah 25, Tulsa 13  
1-6-08 GMAC Bowl - Tulsa 63, Bowling Green 7  
1-6-09 GMAC Bowl - Tulsa 45, Ball State 13  
12-24-10 Hawaii Bowl - Tulsa 62, Hawaii 35  
12-30-11 Armed Forces Bowl - BYU 24, Tulsa 21  
12-31-12 AutoZone Liberty Bowl - Tulsa 31, Iowa State 17  
12-26-15 Independence Bowl - Virginia Tech 55, Tulsa 52  
12-17-16 Miami Beach Bowl - Tulsa 55, Central Michigan 10  
12-31-20 Armed Forces Bowl - Mississippi State 28, Tulsa 26

# BOWL GAME RECORDS

## TOTAL OFFENSE

### PLAYS

75 Shane Carden, East Carolina vs. Florida, Jan. 3, 2015 | Birmingham Bowl

### YARDS

471 Teddy Bridgewater, Louisville vs. Miami (Fla.), Dec. 28, 2013  
Russell Athletic Bowl

### YARDS PER PLAY (minimum 10 plays)

10.1 Blake Bortles, UCF vs. Baylor, Jan. 1, 2014 | Tostitos Fiesta Bowl

## RUSHING

### ATTEMPTS

35 Darius Bradwell, Tulane vs. Louisiana, Dec. 15, 2018  
AutoNation Cure Bowl

### YARDS

166 Michael Warren, Cincinnati vs. Virginia Tech, Dec. 31, 2018 | Military Bowl

### YARDS PER ATTEMPT (minimum 10 attempts)

8.9 McKenzie Milton, UCF vs. Auburn, Jan. 1, 2018 | Chick-fil-A Peach Bowl

### LONGEST RUSH

79 yds Jerome Ford, Cincinnati vs. Georgia, Jan. 1, 2021 | Chick-fil-A Peach Bowl

### RUSHING TOUCHDOWNS

5 Zach Abey, Navy vs. Virginia, Dec. 28, 2017 | Military Bowl

## PASSING

### ATTEMPTS

66 Shane Carden, East Carolina vs. Florida, Jan. 3, 2015 | Birmingham Bowl

### COMPLETIONS

35 Teddy Bridgewater, Louisville vs. Miami (Fla.), Dec. 28, 2013  
Russell Athletic Bowl

### COMPLETION PERCENTAGE

77.8 Teddy Bridgewater, Louisville vs. Miami (Fla.), Dec. 28, 2013  
Russell Athletic Bowl (35 of 45)

### TOUCHDOWN PASSES

5 Dane Evans, Tulsa vs. Central Michigan, Dec. 19, 2016 | Miami Beach Bowl

### INTERCEPTIONS

4 Greg Ward Jr., Houston vs. San Diego State, Dec. 17, 2016 | Las Vegas Bowl

### LONGEST PASS

67 yds John O'Korn to Deontay Greenberry, Houston vs. Vanderbilt, Jan. 4, 2014  
BBVA Compass Bowl

## RECEIVING

### RECEPTIONS

12 Josh Atkinson, Tulsa vs. Central Michigan, Dec. 19, 2016 | Miami Beach Bowl

### YARDS

197 Steven Dunbar, Houston vs. Fresno State, Dec. 24, 2017 | Hawaii Bowl

### YARDS PER RECEPTION (minimum 3 receptions)

27.5 Randall St. Felix, South Florida vs. Marshall, Dec. 20, 2018 | Gasparilla Bowl  
(6 for 165)

### TOUCHDOWN RECEPTIONS

3 Three times

## SCORING

### POINTS

30 Zach Abey, Navy vs. Virginia, Dec. 28, 2017 | Military Bowl

### TOUCHDOWNS

5 Zach Abey, Navy vs. Virginia, Dec. 28, 2017 | Military Bowl

### FIELD GOAL ATTEMPTS

4 Aaron Boumerhi, Temple vs. Wake Forest, Dec. 27, 2016 | Military Bowl

### FIELD GOALS MADE

4 Aaron Boumerhi, Temple vs. Wake Forest, Dec. 27, 2016 | Military Bowl

### LONGEST FIELD GOAL

54 yds Jake Elliott, Memphis vs. BYU, Dec. 22, 2014 | Miami Beach Bowl

### PAT KICKS ATTEMPTED

7 Four times

### PAT KICKS MADE

7 Four times

### POINTS SCORED BY KICKING

14 Aaron Boumerhi, Temple vs. Wake Forest, Dec. 27, 2016 | Military Bowl

## PUNTING

### PUNTS

10 Logan Piper, Houston vs. Vanderbilt, Jan. 4, 2014 | BBVA Compass Bowl  
Caleb Houston, UCF vs. Arkansas State, Dec. 17, 2016 | AutoNation Cure Bowl

### YARDS

440 Caleb Houston, UCF vs. Arkansas State, Dec. 17, 2016 | AutoNation Cure Bowl

### YARDS PER PUNT

49.5 Mac Loudermilk, UCF vs. LSU, Jan. 1, 2019 | PlayStation Fiesta Bowl

### LONG PUNT

71 yds Alex Starzyk, Temple vs. Toledo, Dec. 22, 2015 | Boca Raton Bowl

## RETURNS

### PUNT RETURNS

5 Chris Johnson, UCF vs. Arkansas State, Dec. 17, 2016  
AutoNation Cure Bowl

### PUNT RETURN YARDS

33 Sean Chandler, Temple vs. Toledo, Dec. 22, 2015 | Boca Raton Bowl

### LONG PUNT RETURN

14 yds Joe Craig, Memphis vs. BYU, Dec. 22, 2014 | Miami Beach Bowl

### KICKOFF RETURNS

6 Three times

### KICKOFF RETURN YARDS

209 Tony Pollard, Memphis vs. Wake Forest, Dec. 22, 2018 | Birmingham Bowl

### LONG KICKOFF RETURN

97 yds Tony Pollard, Memphis vs. Wake Forest, Dec. 22, 2018 | Birmingham Bowl

### INTERCEPTIONS

2 Four times

### INTERCEPTION RETURN YARDS

93 Brandon Moore, UCF vs. LSU, Jan. 1, 2019 | PlayStation Fiesta Bowl

### LONG INTERCEPTION RETURN

93 yds Brandon Moore, UCF vs. LSU, Jan. 1, 2019 | PlayStation Fiesta Bowl

## DEFENSE

### TACKLES

17 Shareef White, Memphis vs. Auburn, 2015 | Birmingham Bowl

### TACKLES FOR LOSS

3.5 Four times

### SACKS

3.0 Deadrin Senat, South Florida vs. Texas Tech, Dec. 23, 2007 | Birmingham Bowl



Zach Abey, Navy

# BOWL GAME RESULTS

## COLLEGE FOOTBALL PLAYOFF

### NATIONAL CHAMPIONSHIP

1-12-15 Ohio State 42, Oregon 20; Arlington, Texas  
1-11-16 Alabama 45, Clemson 40; Glendale, Ariz.  
1-9-17 Clemson 35, Alabama 31; Tampa, Fla.  
1-8-18 Alabama 26, Georgia 23; Atlanta, Ga.  
1-17-19 Clemson 44, Alabama 16; Santa Clara, Calif.  
1-13-20 LSU 42, Clemson 25; New Orleans, La.  
1-11-21 Alabama 52, Ohio State 24; Miami Gardens, Fla.

### BCS NATIONAL CHAMPIONSHIP

1-8-07 Florida 41, Ohio State 14; Glendale, Ariz.  
1-7-08 LSU 38, Ohio State 24; New Orleans, La.  
1-8-09 Florida 24, Oklahoma 14; Miami, Fla.  
1-7-10 Alabama 37, Texas 21; Pasadena, Calif.  
1-10-11 Auburn 22, Oregon 19; Glendale, Ariz.  
1-9-12 Alabama 21, LSU 0; New Orleans, La.  
1-7-13 Alabama 42, Notre Dame 14; Miami, Fla.  
1-6-14 Florida State 34, Auburn 31; Pasadena, Calif.

### VALERO ALAMO BOWL

San Antonio, Texas

12-31-93 California 37, Iowa 3  
12-31-94 Washington State 10, Baylor 3  
12-28-95 Texas A&M 22, Michigan 20  
12-29-96 Iowa 27, Texas Tech 0  
12-30-97 Purdue 33, Oklahoma State 20  
12-29-98 Purdue 37, Kansas State 34  
12-28-99 Penn State 24, Texas A&M 0  
12-30-00 Nebraska 66, Northwestern 17  
12-29-01 Iowa 19, Texas Tech 16  
12-28-02 Wisconsin 31, Colorado 28 (ot)  
12-29-03 Nebraska 17, Michigan State 3  
12-19-04 Ohio State 33, Oklahoma State 7  
12-28-05 Nebraska 32, Michigan 28  
12-30-06 Texas 26, Iowa 24  
12-29-07 Penn State 24, Texas A&M 17  
12-29-08 Missouri 30, Northwestern 23 (ot)  
1-2-10 Texas Tech 41, Michigan State 31  
12-29-10 Oklahoma State 36, Arizona 10  
12-29-11 Baylor 67, Washington 56  
12-29-12 Texas 31, Oregon State 27  
12-30-13 Oregon 30, Texas 7  
1-2-15 UCLA 40, Kansas State 35  
1-2-16 TCU 47, Oregon 41 (3ot)  
12-29-16 Oklahoma State 38, Colorado 8  
12-28-17 TCU 39, Stanford 37  
12-28-18 Washington State 28, Iowa State 26  
12-31-19 Texas 38, Utah 10  
12-29-20 Texas 55, Colorado 23

### BARSTOOL SPORTS ARIZONA BOWL

Tucson, Ariz.

12-29-15 Nevada 28, Colorado State 23  
12-30-16 Air Force 45, South Alabama 21  
12-29-17 New Mexico State 26, Utah State 20  
12-29-18 Nevada 16, Arkansas State 13  
12-31-19 Wyoming 38, Georgia State 17  
12-31-20 Ball State 34, San Jose State 13

### LOCKHEED MARTIN ARMED FORCES BOWL (2-3)

Forth Worth, Texas

12-23-03 Boise State 34, TCU 31  
12-23-04 Cincinnati 32, Marshall 14  
12-23-05 Kanas 42, Houston 13  
12-23-06 Utah 25, Tulsa 13  
12-31-07 California 42, Air Force 36  
12-29-08 Missouri 30, Northwestern 23 (ot)  
12-31-09 Air Force 47, Houston 20  
12-30-10 Army 16, Southern Methodist 14  
12-30-11 Brigham Young 24, Tulsa 21  
12-29-12 Rice 33, Air Force 14  
12-30-13 Navy 24, Middle Tennessee 6  
1-2-15 Houston 35, Pittsburgh 34  
12-29-15 California 55, Air Force 36  
12-23-16 Louisiana Tech 48, Navy 45  
12-23-17 Army 42, San Diego State 35  
12-22-18 Army 70, Houston 14  
1-4-20 Tulane 30, Southern Miss 13  
12-31-20 Mississippi State 28, Tulsa 26

### BAHAMAS BOWL

Nassau, Bahamas

12-24-14 Western Kentucky 49, Central Michigan 48  
12-24-15 Western Michigan 45, Middle Tennessee 31  
12-23-16 Old Dominion 24, Eastern Michigan 20  
12-22-17 Ohio 41, UAB 6  
12-21-18 Florida International 35, Toledo 32  
12-20-19 Buffalo 31, Charlotte 9

### TICKETSMARTER BIRMINGHAM BOWL (3-4)

Birmingham, Ala.

12-23-06 USF 24, East Carolina 7  
12-22-07 Cincinnati 31, Southern Mississippi 21  
12-29-08 Rutgers 29, North Carolina State 23  
1-2-10 UConn 20, South Carolina 7  
1-8-11 Pittsburgh 27, Kentucky 10  
1-7-12 SMU 28, Pittsburgh 6  
1-5-13 Mississippi 38, Pittsburgh 17  
1-4-14 Vanderbilt 41, Houston 24  
1-3-15 Florida 28, East Carolina 20  
12-30-15 Auburn 31, Memphis 10  
12-29-16 USF 46, South Carolina 39  
12-23-17 USF 38, Texas Tech 34  
12-22-18 Wake Forest 37, Memphis 34  
1-2-20 Cincinnati 38, Boston College 6

### RODEFLAIRM.COM BOCA RATON BOWL (0-4)

Boca Raton, Fla.

12-23-14 Marshall 52, Northern Illinois 23  
12-22-15 Toledo 32, Temple 17  
12-20-16 Western Kentucky 51, Memphis 31  
12-19-17 Florida Atlantic 50, Akron 3  
12-18-18 UAB 37, Northern Illinois 13  
12-21-19 Florida Atlantic 52, SMU 28  
12-22-20 BYU 49, UCF 23

### CAMELLIA BOWL

Montgomery, Ala.

12-20-14 Bowling Green 33, South Alabama 28  
12-19-15 Appalachian State 31, Ohio 29  
12-18-16 Appalachian State 31, Toledo 28  
12-18-17 Middle Tennessee 35, Arkansas State 30  
12-15-18 Georgia Southern 23, Eastern Michigan 21  
12-21-19 Arkansas State 34, Florida International 26  
12-25-20 Buffalo 17, Marshall 10

### CHEEZ-IT BOWL (1-0)

Orlando, Florida

12-28-90 Florida State 24, Penn State 17  
12-28-91 Alabama 30, Colorado 25  
1-1-93 Stanford 24, Penn State 3  
1-1-94 Boston College 31, Virginia 13  
1-2-95 South Carolina 24, West Virginia 21  
12-30-95 North Carolina 20, Arkansas 10  
12-27-96 Miami 31, Virginia 21  
12-29-97 Georgia Tech 35, West Virginia 30  
12-29-98 Miami 46, North Carolina State 23  
12-30-99 Illinois 63, Virginia 21  
12-28-00 North Carolina State 38, Minnesota 30  
12-20-01 Pittsburgh 34, North Carolina State 19  
12-23-02 Texas Tech 55, Clemson 15  
12-22-03 North Carolina State 56, Kansas 26  
12-21-04 Georgia Tech 51, Syracuse 14  
12-27-05 Clemson 19, Colorado 10  
12-29-06 Maryland 24, Purdue 7  
12-28-07 Boston College 24, Michigan State 21  
12-27-08 Florida State 24, Wisconsin 13  
12-29-09 Wisconsin 20, Miami 14  
12-28-10 North Carolina State 23, West Virginia 7  
12-29-11 Florida State 18, Notre Dame 14  
12-28-12 Virginia Tech 13, Rutgers 10  
12-28-13 Louisville 36, Miami (Fla.) 9  
12-29-14 Clemson 40, Oklahoma 6  
12-29-15 Baylor 49, North Carolina 38  
12-28-16 Miami (Fla.) 31, West Virginia 14  
12-28-17 Oklahoma State 30, Virginia Tech 21  
12-28-18 Syracuse 34, West Virginia 18  
12-28-19 Notre Dame 33, Iowa State 9  
12-29-20 Oklahoma State 37, Miami (Fla.) 34

### VRBO CITRUS BOWL

Orlando, Florida

1-1-47 Catawba 31, Maryville 6  
1-1-48 Catawba 7, Marshall 0  
1-1-49 Murray State 21, Sul Ross State 21  
1-2-50 St. Vincent 7, Emory & Henry 6  
1-1-51 Morris Harvey 35, Emory & Henry 14  
1-1-52 Stetson 35, Arkansas State 7  
1-1-53 East Texas State 33, Tenn. Tech 0  
1-1-54 East Texas State 7, Arkansas State 7  
1-1-55 Nebraska-Omaha 7, Eastern Kentucky 6  
1-2-56 Juniata 6, Missouri Valley 6  
1-1-57 West Texas State 20, Southern Miss 13  
1-1-58 East Texas State 10, Southern Miss 9  
12-27-58 East Texas State 26, Missouri Valley 7  
1-1-60 Middle Tennessee 21, Presbyterian 12  
12-30-60 Citadel 27, Tennessee Tech 0  
12-29-61 Lamar 21, Middle Tennessee 14  
12-22-62 Houston 49, Miami (Ohio) 21  
12-28-63 Western Kentucky 27, Coast Guard 0  
12-12-64 ECU 14, Massachusetts 13  
12-11-65 ECU 31, Maine 0  
12-10-66 Morgan State 14, West Chester 6  
12-16-67 Tenn.-Martin 25, West Chester 8  
12-27-68 Richmond 49, Ohio 42  
12-26-69 Toledo 56, Davidson 33  
12-28-70 Toledo 40, William & Mary 12  
12-28-71 Toledo 28, Richmond 3  
12-29-72 Tampa 21, Kent State 18  
12-22-73 Miami (Ohio) 16, Florida 7  
12-21-74 Miami (Ohio) 21, Georgia 10  
12-20-75 Miami (Ohio) 20, South Carolina 7  
12-18-76 Oklahoma State 49, Brigham Young 21  
12-23-77 Florida State 40, Texas Tech 17  
12-23-78 North Carolina State 30, Pittsburgh 17  
12-22-79 LSU 34, Wake Forest 10  
12-20-80 Florida 35, Maryland 20  
12-19-81 Missouri 19, Southern Miss 17  
12-18-82 Auburn 33, Boston College 26  
12-17-83 Tennessee 30, Maryland 23  
12-22-84 Georgia 17, Florida State 17  
12-28-85 Ohio State 10, Brigham Young 7  
1-1-87 Auburn 16, USC 7  
1-1-88 Clemson 35, Penn State 10  
1-2-89 Clemson 13, Oklahoma 6  
1-1-90 Illinois 31, Virginia 21  
1-1-91 Georgia Tech 45, Nebraska 21  
1-1-92 California 37, Clemson 13  
1-1-93 Georgia 21, Ohio State 14  
1-1-94 Penn State 31, Tennessee 13  
1-2-95 Alabama 24, Ohio State 17  
1-1-96 Tennessee 20, Ohio State 14  
1-1-97 Tennessee 48, Northwestern 28  
1-1-98 Florida 21, Penn State 6  
1-1-99 Michigan 45, Arkansas 31  
1-1-00 Michigan State 37, Florida 34  
1-1-01 Michigan 31, Auburn 28  
1-1-02 Tennessee 45, Michigan 17  
1-1-03 Auburn 13, Penn State 9  
1-1-04 Georgia 34, Purdue 27 (ot)  
1-1-05 Iowa 30, LSU 25  
1-2-06 Wisconsin 24, Auburn 10  
1-1-07 Wisconsin 17, Arkansas 14  
1-1-08 Michigan 41, Florida 35  
1-1-09 Georgia 24, Michigan State 12  
1-1-10 Penn State 19, LSU 17  
1-2-12 South Carolina 30, Nebraska 13  
1-1-13 Georgia 45, Nebraska 31  
1-1-14 South Carolina 34, Wisconsin 24  
1-1-15 Missouri 33, Minnesota 17  
1-1-16 Michigan 41, Florida 7  
1-1-17 LSU 29, Louisville 9  
1-1-18 Notre Dame 21, LSU 17  
1-1-19 Kentucky 27, Penn State 24  
1-1-20 Alabama 35, Michigan 16  
1-1-21 Northwestern 35, Auburn 19

# BOWL GAME RESULTS

## GOODYEAR COTTON BOWL CLASSIC (0-1)

Arlington, Texas

1-1-37	TCU 16, Marquette 6
1-1-38	Rice 28, Colorado 14
1-2-39	St. Mary's 20, Texas Tech 13
1-1-40	Clemson 6, Boston College 3
1-1-41	Texas A&M 13, Fordham 12
1-1-42	Alabama 29, Texas A&M 21
1-1-43	Texas 14, Georgia Tech 7
1-1-44	Texas 7, Randolph Field 7
1-1-45	Oklahoma State 34, TCU 0
1-1-46	Texas 40, Missouri 27
1-1-47	Arkansas 0, LSU 0
1-1-48	SMU 13, Penn State 13
1-1-49	SMU 21, Oregon 13
1-2-50	Rice 27, North Carolina 13
1-1-51	Tennessee 20, Texas 14
1-1-52	Kentucky 20, TCU 7
1-1-53	Texas 16, Tennessee 0
1-1-54	Rice 28, Alabama 6
1-1-55	Georgia Tech 14, Arkansas 6
1-2-56	Mississippi 14, TCU 13
1-1-57	TCU 28, Syracuse 27
1-1-58	Navy 20, Rice 7
1-1-59	TCU 0, Air Force 0
1-1-60	Syracuse 23, Texas 14
1-2-61	Duke 7, Arkansas 6
1-1-62	Texas 12, Mississippi 7
1-1-63	LSU 13, Texas 0
1-1-64	Texas 28, Navy 6
1-1-65	Arkansas 10, Nebraska 7
1-1-66	LSU 14, Arkansas 7
12-31-66	Georgia 24, SMU 9
1-1-68	Texas A&M 20, Alabama 16
1-1-69	Texas 36, Tennessee 13
1-1-70	Texas 21, Notre Dame 17
1-1-71	Notre Dame 24, Texas 11
1-1-72	Penn State 30, Texas 6
1-1-73	Texas 17, Alabama 13
1-1-74	Nebraska 19, Texas 3
1-1-75	Penn State 41, Baylor 20
1-1-76	Arkansas 31, Georgia 10
1-1-77	Houston 30, Maryland 21
1-2-78	Notre Dame 38, Texas 10
1-1-79	Notre Dame 35, Houston 34
1-1-80	Houston 17, Nebraska 14
1-1-81	Alabama 30, Baylor 2
1-1-82	Texas 14, Alabama 12
1-1-83	SMU 7, Pittsburgh 3
1-2-84	Georgia 10, Texas 9
1-1-85	Boston College 45, Houston 28
1-1-86	Texas A&M 36, Auburn 16
1-1-87	Ohio State 28, Texas A&M 12
1-1-88	Texas A&M 35, Notre Dame 10
1-2-89	UCLA 17, Arkansas 3
1-1-90	Tennessee 31, Arkansas 27
1-1-91	Miami 46, Texas 3
1-1-92	Florida State 10, Texas A&M 2
1-1-93	Notre Dame 28, Texas A&M 3
1-1-94	Notre Dame 24, Texas A&M 21
1-2-95	USC 55, Texas Tech 14
1-1-96	Colorado 38, Oregon 6
1-1-97	Brigham Young 19, Kansas State 15
1-1-98	UCLA 29, Texas A&M 23
1-1-99	Texas 38, Mississippi State 11
1-1-00	Arkansas 27, Texas 6
1-1-01	Kansas State 35, Tennessee 21
1-1-02	Oklahoma 10, Arkansas 3
1-1-03	Texas 35, LSU 20
1-2-04	Mississippi 31, Oklahoma State 28
1-1-05	Tennessee 38, Texas A&M 7
1-2-06	Alabama 13, Texas Tech 10
1-1-07	Auburn 17, Nebraska 14
1-1-08	Missouri 38, Arkansas 7
1-2-09	Mississippi 47, Texas Tech 34
1-2-10	Mississippi 21, Oklahoma State 7
1-7-11	LSU 41, Texas A&M 24
1-6-12	Arkansas 29, Kansas State 16
1-4-13	Texas A&M 41, Oklahoma 13
1-3-14	Missouri 41, Oklahoma State 31
1-1-15	Michigan State 42, Baylor 41

12-31-15	Alabama 38, Michigan State 0
1-2-17	Wisconsin 24, Western Michigan 16
12-29-17	Ohio State 24, USC 7
12-29-18	Clemson 30, Notre Dame 3
12-28-19	Penn State 53, Memphis 39
12-30-20	Oklahoma 55, Florida 20

## CURE BOWL (1-1)

Orlando, Florida

12-19-15	San Jose State 27, Georgia State 16
12-17-16	Arkansas State 31, UCF 13
12-16-17	Georgia State 27, Western Kentucky 17
12-15-18	Tulane 41, Louisiana 24
12-21-19	Liberty 23, Georgia Southern 16
12-26-20	Liberty 37, Coastal Carolina 34 (ot)

## DUKE'S MAYO BOWL (0-1)

Charlotte, North Carolina

12-28-02	Virginia 48, West Virginia 22
12-27-03	Virginia 23, Pittsburgh 16
12-30-04	Boston College 37, North Carolina 24
12-31-05	North Carolina State 14, South Florida 0
12-30-06	Boston College 25, Navy 24
12-29-07	Wake Forest 24, UConn 10
12-27-08	West Virginia 31, North Carolina 30
12-26-09	Pittsburgh 19, North Carolina 17
12-31-10	USF 31, Clemson 26
12-27-11	North Carolina State 31, Louisville 24
12-27-12	Cincinnati 48, Duke 34
12-28-13	North Carolina 39, Cincinnati 17
12-30-14	Georgia 37, Louisville 14
12-30-15	Mississippi State 51, North Carolina State 28
12-29-16	Virginia Tech 35, Arkansas 24
12-29-17	Wake Forest 55, Texas A&M 52
12-29-18	Virginia 28, South Carolina 0
12-31-19	Kentucky 37, Virginia Tech 30
12-30-20	Wisconsin 42, Wake Forest 28

## PLAYSTATION FIESTA BOWL (1-1)

Glendale, Arizona

12-27-71	Arizona State 45, Florida State 38
12-23-72	Arizona State 49, Missouri 35
12-21-73	Arizona State 28, Pittsburgh 7
12-28-74	Oklahoma State 16, Brigham Young 6
12-26-75	Arizona State 17, Nebraska 14
12-25-76	Oklahoma 41, Wyoming 7
12-25-77	Penn State 42, Arizona State 30
12-25-78	Arkansas 10, UCLA 10
12-25-79	Pittsburgh 16, Arizona 10
12-26-80	Penn State 31, Ohio State 19
1-1-82	Penn State 26, USC 10
1-1-83	Arizona State 32, Oklahoma 21
1-2-84	Ohio State 28, Pittsburgh 23
1-1-85	UCLA 39, Miami 37
1-1-86	Michigan 27, Nebraska 23
1-2-87	Penn State 14, Miami 10
1-1-88	Florida State 31, Nebraska 28
1-2-89	Notre Dame 34, West Virginia 21
1-1-90	Florida State 41, Nebraska 17
1-1-91	Louisville 34, Alabama 7
1-1-92	Penn State 42, Tennessee 17
1-1-93	Syracuse 26, Colorado 22
1-1-94	Arizona 29, Miami 0
1-2-95	Colorado 41, Notre Dame 24
1-2-96	Nebraska 62, Florida 24
1-1-97	Penn State 38, Texas 15
12-31-97	Kansas State 35, Syracuse 18
1-4-99	Tennessee 23, Florida State 16
1-2-00	Nebraska 31, Tennessee 21
1-1-01	Oregon State 41, Notre Dame 9
1-1-02	Oregon 38, Colorado 16
1-3-03	Ohio State 31, Miami 24 (2ot)
1-2-04	Ohio State 35, Kansas State 28
1-1-05	Utah 35, Pittsburgh 7
1-2-06	Ohio State 34, Notre Dame 10
1-1-07	Boise State 43, Oklahoma 42
1-2-08	West Virginia 48, Oklahoma 28
1-5-09	Texas 24, Ohio State 21
1-4-10	Boise State 17, TCU 10
1-1-11	Oklahoma 48, UConn 20
1-2-12	Oklahoma State 41, Stanford 38 (ot)

1-3-13	Oregon 35, Kansas State 17
1-1-14	UCF 52, Baylor 42
12-31-14	Boise State 38, Arizona 30
1-1-16	Ohio State 44, Notre Dame 28
12-31-16	Clemson 31, Ohio State 0
12-31-17	Penn State 35, Washington 28
1-1-19	LSU 40, UCF 32
12-28-19	Clemson 29, Ohio State 23
1-2-21	Iowa State 34, Oregon 17

## SERVPRO FIRST RESPONDER BOWL

Dallas, Texas

1-2-11	Texas Tech 45, Northwestern 38
1-2-12	Houston 30, Penn State 14
1-1-13	Oklahoma State 58, Purdue 14
1-1-14	North Texas 36, UNLV 14
12-26-14	Louisiana Tech 35, Illinois 18
12-26-15	Washington 44, Southern Mississippi 31
12-27-16	Army 38, North Texas 31 (ot)
12-26-17	Utah 30, West Virginia 14
12-30-19	Western Kentucky 23, Western Michigan 20
12-26-20	Louisiana 31, UTSA 24

## TROPICAL SMOOTHIE CAFE FRISCO BOWL (0-1)

Frisco, Texas

12-20-17	Louisiana Tech 51, SMU 10
12-19-18	Ohio 27, San Diego State 0
12-20-19	Kent State 51, Utah State 41

## UNION HOME MORTGAGE GASPARILLA BOWL (2-3)

St. Petersburg, Fla.

12-20-08	USF 41, Memphis 14
12-19-09	Rutgers 45, UCF 24
12-21-10	Louisville 31, Southern Mississippi 28
12-20-11	Marshall 20, Florida International 10
12-21-12	UCF 38, Ball State 17
12-23-13	ECU 37, Ohio 20
12-26-14	North Carolina State 34, UCF 27
12-26-15	Marshall 16, UConn 10
12-26-16	Mississippi State 17, Miami (Ohio) 16
12-21-17	Temple 28, Florida International 3
12-20-18	Marshall 38, South Florida 20
12-23-19	UCF 48, Marshall 25

## TAXSLAYER GATOR BOWL

Jacksonville, Florida

1-1-46	Wake Forest 26, South Carolina 14
1-1-47	Oklahoma 34, North Carolina State 13
1-1-48	Maryland 20, Georgia 20
1-1-49	Clemson 24, Missouri 23
1-2-50	Maryland 20, Missouri 7
1-1-51	Wyoming 20, Washington & Lee 7
1-1-52	Miami 14, Clemson 0
1-1-53	Florida 14, Tulsa 13
1-1-54	Texas Tech 35, Auburn 13
12-31-54	Auburn 33, Baylor 13
12-31-55	Vanderbilt 25, Auburn 13
12-29-56	Georgia Tech 21, Pittsburgh 14
12-28-57	Tennessee 3, Texas A&M 0
12-27-58	Mississippi 7, Florida 3
1-2-60	Arkansas 14, Georgia Tech 7
12-31-60	Syracuse 13, Baylor 12
12-30-61	Penn State 30, Georgia Tech 15
12-29-62	Florida 17, Penn State 7
12-28-63	North Carolina 35, Air Force 0
1-2-65	Florida State 36, Oklahoma 19
12-31-65	Georgia Tech 31, Texas Tech 21
12-31-66	Tennessee 18, Syracuse 12
12-30-67	Penn State 17, Florida State 17
12-28-68	Missouri 35, Alabama 10
12-27-69	Florida 14, Tennessee 13
1-2-71	Auburn 35, Mississippi 28
12-31-71	Georgia 7, North Carolina 3
12-30-72	Auburn 24, Colorado 3
12-29-73	Texas Tech 28, Tennessee 19
12-30-74	Auburn 27, Texas 3
12-29-75	Maryland 13, Florida 0
12-27-76	Notre Dame 20, Penn State 9
12-30-77	Pittsburgh 34, Clemson 3
12-29-78	Clemson 17, Ohio State 15
12-28-79	North Carolina 17, Michigan 15

# BOWL GAME RESULTS

12-29-80 Pittsburgh 37, South Carolina 9  
 12-28-81 North Carolina 31, Arkansas 27  
 12-30-82 Florida State 31, West Virginia 12  
 12-30-83 Florida 14, Iowa 6  
 12-28-84 Oklahoma State 21, South Carolina 14  
 12-30-85 Florida State 34, Oklahoma State 23  
 12-27-86 Clemson 27, Stanford 21  
 12-31-87 LSU 30, South Carolina 13  
 1-1-89 Georgia 34, Michigan State 27  
 12-30-89 Clemson 27, West Virginia 7  
 1-1-91 Michigan 35, Mississippi 3  
 12-29-91 Oklahoma 48, Virginia 14  
 12-31-92 Florida 27, North Carolina State 10  
 12-31-93 Alabama 24, North Carolina 10  
 12-30-94 Tennessee 45, Virginia Tech 23  
 1-1-96 Syracuse 41, Clemson 0  
 1-1-97 North Carolina 20, West Virginia 13  
 1-1-98 North Carolina 42, Virginia Tech 3  
 1-1-99 Georgia Tech 35, Notre Dame 28  
 1-1-00 Miami 28, Georgia Tech 13  
 1-1-01 Virginia Tech, Clemson 20  
 1-1-02 Florida State 30, Virginia Tech 17  
 1-1-03 North Carolina State 28, Notre Dame 6  
 1-1-04 Maryland 41, West Virginia 7  
 1-1-05 Florida State 30, West Virginia 18  
 1-2-06 Virginia Tech 35, Louisville 24  
 1-1-07 West Virginia 38, Georgia Tech 35  
 1-1-08 Texas Tech 31, Virginia 28  
 1-1-09 Nebraska 26, Clemson 21  
 1-1-10 Florida State 33, West Virginia 21  
 1-1-11 Mississippi State 52, Michigan 14  
 1-2-12 Florida 24, Ohio State 17  
 1-1-13 Northwestern 34, Mississippi State 20  
 1-1-14 Nebraska 24, Georgia 19  
 1-2-15 Tennessee 45, Iowa 28  
 1-2-16 Georgia 24, Penn State 17  
 12-31-16 Georgia Tech 33, Kentucky 18  
 12-30-17 Mississippi 31, Louisville 27  
 12-31-18 Texas A&M 52, North Carolina State 13  
 1-2-20 Tennessee 23, Indiana 22  
 1-2-21 Kentucky 23, NC State 21

## GUARANTEED RATE BOWL

Tempe, Arizona

12-31-89 Arizona 17, North Carolina State 10  
 12-31-90 California 17, Wyoming 15  
 12-31-91 Indiana 24, Baylor 0  
 12-29-92 Washington State 31, Utah 28  
 12-29-93 Kansas State 52, Wyoming 17  
 12-29-94 Brigham Young 31, Oklahoma 6  
 12-27-95 Texas Tech 55, Air Force 41  
 12-27-96 Wisconsin 38, Utah 10  
 12-27-97 Arizona 20, New Mexico 14  
 12-26-98 Missouri 34, West Virginia 31  
 12-31-99 Colorado 62, Boston College 28  
 12-28-00 Iowa State 37, Pittsburgh 29  
 12-29-01 Syracuse 26, Kansas State 3  
 12-26-02 Pittsburgh 38, Oregon State 13  
 12-26-03 California 52, Virginia Tech 49  
 12-28-04 Oregon State 38, Notre Dame 21  
 12-27-05 Arizona State 45, Rutgers 40  
 12-29-06 Texas Tech 44, Minnesota 41 (2ot)  
 12-31-07 Oklahoma State 49, Indiana 33  
 12-31-08 Kansas 42, Minnesota 21  
 12-31-09 Iowa State 14, Minnesota 13  
 12-28-10 Iowa 27, Missouri 24  
 12-30-11 Oklahoma 31, Iowa 14  
 12-29-12 Michigan State 17, TCU 16  
 12-28-13 Kansas State 31, Michigan 14  
 1-2-15 Oklahoma State 30, Washington 22  
 1-2-16 West Virginia 43, Arizona State 42  
 12-27-16 Baylor 31, Boise State 12  
 12-26-17 Kansas State 35, UCLA 17  
 12-26-18 TCU 10, California 7 (OT)  
 12-27-19 Air Force 31, Washington State 21

## HAWAII BOWL (O-2)

Honolulu, Hawaii

12-25-02 Tulane 36, Hawaii 28  
 12-25-03 Hawaii 54, Houston 48  
 12-24-04 Hawaii 59, UAB 40  
 12-24-05 Nevada 49, Central Florida 48 (ot)

12-24-06 Hawaii 41, Arizona State 24  
 12-23-07 ECU 41, Boise State 38  
 12-24-08 Notre Dame 49, Hawaii 21  
 12-24-09 Southern Methodist 45, Nevada 10  
 12-24-10 Tulsa 62, Hawaii 35  
 12-24-11 Southern Mississippi 24, Nevada 17  
 12-24-12 SMU 43, Fresno State 10  
 12-24-13 Oregon State 38, Boise State 23  
 12-24-14 Rice 30, Fresno State 6  
 12-24-15 San Diego State 42, Cincinnati 7  
 12-24-16 Hawaii 52, Middle Tennessee 35  
 12-24-17 Fresno State 33, Houston 27  
 12-22-18 Louisiana 31, Hawaii 14  
 12-24-19 Hawaii 38, BYU 34

## SAN DIEGO COUNTY CREDIT UNION HOLIDAY BOWL

San Diego, California

12-22-78 Navy 23, Brigham Young 16  
 12-21-79 Indiana 38, Brigham Young 37  
 12-17-80 Ohio State 46, Brigham Young 45  
 12-18-81 Brigham Young 38, Washington State 36  
 12-17-82 Ohio State 47, Brigham Young 17  
 12-23-83 Brigham Young 21, Missouri 17  
 12-21-84 Brigham Young 24, Michigan 17  
 12-22-85 Arkansas 18, Arizona State 17  
 12-30-86 Iowa 39, San Diego State 38  
 12-30-87 Iowa 20, Wyoming 19  
 12-30-88 Oklahoma State 62, Wyoming 14  
 12-29-89 Penn State 50, Brigham Young 39  
 12-29-90 Texas A&M 65, Brigham Young 14  
 12-30-91 Iowa 13, Brigham Young 13  
 12-30-92 Hawaii 27, Illinois 17  
 12-30-93 Ohio State 28, Brigham Young 21  
 12-30-94 Michigan 24, Colorado State 14  
 12-29-95 Kansas State 54, Colorado State 21  
 12-30-96 Colorado 33, Washington 21  
 12-29-97 Colorado State 35, Missouri 24  
 12-30-98 Arizona 23, Nebraska 20  
 12-29-99 Kansas State 24, Washington 20  
 12-29-00 Oregon 35, Texas 30  
 12-28-01 Texas 47, Washington 43  
 12-27-02 Kansas State 34, Arizona State 27  
 12-30-03 Washington State 28, Texas 20  
 12-30-04 Texas Tech 45, California 31  
 12-29-05 Oklahoma 17, Oregon 14  
 12-28-06 California 45, Texas A&M 10  
 12-27-07 Texas 52, Arizona State 34  
 12-30-08 Oregon 42, Oklahoma State 31  
 12-30-09 Nebraska 33, Arizona 0  
 12-30-10 Washington 19, Nebraska 7  
 12-28-11 Texas 21, California 10  
 12-27-12 Baylor 49, UCLA 26  
 12-30-13 Texas Tech 37, Arizona State 23  
 12-27-14 USC 45, Nebraska 42  
 12-26-15 Wisconsin 23, USC 21  
 12-27-16 Minnesota 17, Washington State 12  
 12-28-17 Michigan State 42, Washington State 17  
 12-31-18 Northwestern 31, Utah 20  
 12-27-19 Iowa 49, USC 24

## RADIANCE TECHNOLOGIES INDEPENDENCE BOWL (O-2)

Shreveport, Louisiana

12-13-76 McNeese State 20, Tulsa 16  
 12-17-77 Louisiana Tech 24, Louisville 14  
 12-16-78 ECU 35, Louisiana Tech 13  
 12-15-79 Syracuse 31, McNeese State 7  
 12-13-80 Southern Miss 16, McNeese State 14  
 12-12-81 Texas A&M 33, Oklahoma St. 16  
 12-11-82 Wisconsin 14, Kansas State 3  
 12-10-83 Air Force 9, Mississippi 3  
 12-15-84 Air Force 23, Virginia Tech 7  
 12-21-85 Minnesota 20, Clemson 13  
 12-20-86 Mississippi 20, Texas Tech 17  
 12-12-87 Washington 24, Tulane 12  
 12-23-88 Southern Miss 38, Texas-El Paso 18  
 12-16-89 Oregon 27, Tulsa 24  
 12-15-90 Louisiana Tech 34, Maryland 34  
 12-29-91 Georgia 24, Arkansas 15  
 12-31-92 Wake Forest 39, Oregon 35  
 12-31-93 Virginia Tech 45, Indiana 20  
 12-28-94 Virginia 20, TCU 10  
 12-29-95 LSU 45, Michigan State 26

12-31-96 Auburn 32, Army 29  
 12-28-97 LSU 27, Notre Dame 9  
 12-31-98 Mississippi 35, Texas Tech 18  
 12-31-99 Mississippi 27, Oklahoma 25  
 12-31-00 Mississippi State 43, Texas A&M 41 (ot)  
 12-27-01 Alabama 14, Iowa State 13  
 12-27-02 Mississippi 27, Nebraska 23  
 12-31-03 Arkansas 27, Missouri 14  
 12-28-04 Iowa State 17, Miami (Ohio) 13  
 12-30-05 Missouri 38, South Carolina 31  
 12-28-06 Oklahoma State 34, Alabama 31  
 12-30-07 Alabama 30, Colorado 24  
 12-28-08 Louisiana Tech 17, Northern Illinois 10  
 12-28-09 Georgia 44, Texas A&M 20  
 12-27-10 Air Force 14, Georgia Tech 7  
 12-26-11 Missouri 41, North Carolina 24  
 12-28-12 Ohio 45, Louisiana-Monroe 14  
 12-31-13 Arizona 42, Boston College 19  
 12-27-14 South Carolina 24, Miami (Fla.) 21  
 12-26-15 Virginia Tech 55, Tulsa 52  
 12-26-16 North Carolina State 41, Vanderbilt 17  
 12-27-17 Florida State 42, Southern Miss 13  
 12-27-18 Duke 56, Temple 27  
 12-26-19 Louisiana Tech 14, Miami (Fla.) 0

## SRS DISTRIBUTION LAS VEGAS BOWL (O-1)

Las Vegas, Nevada

12-17-93 Utah State 42, Ball State 33  
 12-15-94 UNLV 52, Central Michigan 24  
 12-14-95 Toledo 40, Nevada 37 (ot)  
 12-19-96 Nevada 18, Ball State 15  
 12-20-97 Oregon 41, Air Force 13  
 12-19-98 North Carolina 20, San Diego State 13  
 12-18-99 Utah 17, Fresno State 16  
 12-21-00 UNLV 31, Arkansas 14  
 12-25-01 Utah 10, USC 6  
 12-25-02 UCLA 27, New Mexico 13  
 12-24-03 Oregon State 55, New Mexico 14  
 12-23-04 Wyoming 24, UCLA 21  
 12-22-05 California 35, Brigham Young 28  
 12-21-06 Brigham Young 38, Oregon 8  
 12-22-07 Brigham Young 17, UCLA 16  
 12-20-08 Arizona 31, Brigham Young 21  
 12-22-09 BYU 44, Oregon State 20  
 12-22-10 Boise State 26, Utah 3  
 12-22-11 Boise State 56, Arizona State 24  
 12-22-12 Boise State 28, Washington 26  
 12-21-13 USC 45, Fresno State 20  
 12-20-14 Utah 45, Colorado State 10  
 12-19-15 Utah 35, Brigham Young 28  
 12-17-16 San Diego State 34, Houston 10  
 12-16-17 Boise State 38, Oregon 28  
 12-15-18 Fresno State 31, Arizona State 20  
 12-21-19 Washington 38, Boise State 7

## LENDINGTREE BOWL

Mobile, Alabama

12-20-00 Southern Mississippi 28, TCU 21  
 12-19-01 Marshall 64, East Carolina 61  
 12-18-02 Marshall 38, Louisville 15  
 12-18-03 Miami (Ohio) 49, Louisville 28  
 12-22-04 Bowling Green 52, Memphis 35  
 12-21-05 Toledo 45, Texas-El Paso 13  
 1-7-07 Southern Mississippi 28, Ohio 7  
 1-6-08 Tulsa 63, Bowling Green 7  
 1-6-09 Tulsa 45, Ball State 13  
 1-6-10 Central Michigan 44, Troy 41 (ot)  
 1-6-11 Miami (Ohio) 35, Middle Tennessee 21  
 1-8-12 Northern Illinois 38, Arkansas State 20  
 1-6-13 Arkansas State 17, Kent State 13  
 1-5-14 Arkansas State 23, Ball State 20  
 1-4-15 Toledo 63, Arkansas State 44  
 12-23-15 Georgia Southern 58, Bowling Green 27  
 12-23-16 Troy 28, Ohio 23  
 12-23-17 Appalachian State 34, Toledo 0  
 12-22-18 Troy 42, Buffalo 32  
 1-6-20 Louisiana 27, Miami (Ohio) 17  
 12-26-20 Georgia State 39, Western Kentucky 21

# BOWL GAME RESULTS

## AUTOZONE LIBERTY BOWL (1-1)

Memphis, Tennessee (since 1965)

12-19-59	Penn State 7, Alabama 0
12-17-60	Penn State 41, Oregon 12
12-16-61	Syracuse 15, Miami 14
12-15-62	Oregon State 6, Villanova 0
12-21-63	Mississippi State 16, North Carolina St. 12
12-19-64	Utah 32, West Virginia 6
12-18-65	Mississippi 13, Auburn 7
12-10-66	Miami 14, Virginia Tech 7
12-16-67	North Carolina State 14, Georgia 7
12-14-68	Mississippi 34, Virginia Tech 17
12-13-69	Colorado 47, Alabama 33
12-12-70	Tulane 17, Colorado 3
12-20-71	Tennessee 14, Arkansas 13
12-18-72	Georgia Tech 31, Iowa State 30
12-17-73	North Carolina State 31, Kansas 18
12-16-74	Tennessee 7, Maryland 3
12-22-75	USC 20, Texas A&M 0
12-20-76	Alabama 36, UCLA 6
12-19-77	Nebraska 21, North Carolina 17
12-23-78	Missouri 20, LSU 15
12-22-79	Penn State 9, Tulane 6
12-27-80	Purdue 28, Missouri 25
12-30-81	Ohio State 31, Navy 28
12-29-82	Alabama 21, Illinois 15
12-29-83	Notre Dame 19, Boston College 18
12-27-84	Auburn 21, Arkansas 15
12-27-85	Baylor 21, LSU 7
12-29-86	Tennessee 21, Minnesota 14
12-29-87	Georgia 20, Arkansas 17
12-28-88	Indiana 34, South Carolina 10
12-28-89	Mississippi 42, Air Force 29
12-27-90	Air Force 23, Ohio State 11
12-29-91	Air Force 38, Mississippi State 15
12-31-92	Mississippi 13, Air Force 0
12-28-93	Louisville 18, Michigan State 7
12-31-94	Illinois 30, East Carolina 0
12-30-95	ECU 19, Stanford 13
12-27-96	Syracuse 30, Houston 17
12-31-97	Southern Mississippi 41, Pittsburgh 7
12-31-98	Tulane 41, Brigham Young 27
12-31-99	Southern Mississippi 23, Colorado State 17
12-29-00	Colorado State 22, Louisville 17
12-31-01	Louisville 28, Brigham Young 10
12-31-02	TCU 17, Colorado State 3
12-31-03	Utah 17, Southern Mississippi 0
12-31-04	Louisville 44, Boise State 40
12-31-05	Tulsa 31, Fresno State 24
12-29-06	South Carolina 44, Houston 36
12-29-07	Mississippi State 10, Central Florida 3
1-2-09	Kentucky 25, East Carolina 19
1-2-10	Arkansas 20, East Carolina 17 (ot)
12-31-10	UCF 10, Clemson 6
12-31-11	Cincinnati 31, Vanderbilt 24
12-31-12	Tulsa 31, Iowa State 17
12-31-13	Mississippi State 44, Rice 7
12-29-14	Texas A&M 45, West Virginia 37
1-2-16	Arkansas 45, Kansas State 23
12-30-16	Georgia 31, TCU 23
12-30-17	Iowa State 21, Memphis 20
12-31-19	Navy 20, Kansas State 17
12-31-20	West Virginia 24, Army 21

## MILITARY BOWL (3-3)

Annapolis, Md.

12-20-08	Wake Forest 29, Navy 19
12-29-09	UCLA 30, Temple 21
12-29-10	Maryland 51, East Carolina 20
12-28-11	Toledo 42, Air Force 41
12-27-12	San Jose State 29, Bowling Green 20
12-27-13	Marshall 31, Maryland 20
12-27-14	Virginia Tech 33, Cincinnati 17
12-28-15	Navy 44, Pittsburgh 28
12-27-16	Wake Forest 34, Temple 26
12-28-17	Navy 49, Virginia 7
12-31-18	Cincinnati 35, Virginia Tech 31
12-27-19	North Carolina 55, Temple 13

## TRANSPERFECT MORTGAGE MUSIC CITY BOWL

Nashville, Tennessee

12-29-98	Virginia Tech 38, Alabama 7
12-29-99	Syracuse 20, Kentucky 13
12-28-00	West Virginia 49, Mississippi 38
12-28-01	Boston College 20, Georgia 16
12-30-02	Minnesota 29, Arkansas 14
12-31-03	Auburn 28, Wisconsin 14
12-31-04	Minnesota 20, Alabama 16
12-30-05	Virginia 34, Minnesota 31
12-28-06	Kentucky 28, Clemson 20
12-31-07	Kentucky 35, Florida State 28
12-31-08	Vanderbilt 16, Boston College 14
12-27-09	Clemson 21, Kentucky 13
12-30-10	North Carolina 30, Tennessee 27
12-30-11	Mississippi State 23, Wake Forest 17
12-31-12	Vanderbilt 38, North Carolina State 24
12-30-13	Mississippi 25, Georgia Tech 17
12-30-14	Notre Dame 31, LSU 28
12-30-15	Louisville 27, Texas A&M 21
12-30-16	Tennessee 38, Nebraska 24
12-29-17	Northwestern 24, Kentucky 23
12-28-18	Auburn 63, Purdue 14
12-30-19	Louisville 38, Mississippi State 28

## MYRTLE BEACH BOWL

Myrtle Beach, South Carolina

12-21-20	Appalachian State 56, North Texas 28
----------	--------------------------------------

## NEW MEXICO BOWL (0-1)

Albuquerque, New Mexico

12-23-06	San Jose State 20, New Mexico 12
12-22-07	New Mexico 23, Nevada 0
12-20-08	Colorado State 40, Fresno State 35
12-19-09	Wyoming 35, Fresno State 28 (ot)
12-18-10	Brigham Young 52, UTEP 24
12-17-11	Temple 37, Wyoming 15
12-15-12	Arizona 49, Nevada 48
12-21-13	Colorado State 48, Washington State 45
12-20-14	Utah State 21, UTEP 6
12-19-15	Arizona 45, New Mexico 37
12-17-16	New Mexico 23, UTSA 20
12-16-17	Marshall 31, Colorado State 28
12-15-18	Utah State 52, North Texas 13
12-21-19	San Diego State 48, Central Michigan 11
12-24-20	Hawaii 28, Houston 14

## RSL CARRIERS NEW ORLEANS BOWL

New Orleans, Louisiana

12-18-01	Colorado State 45, North Texas 20
12-17-02	North Texas 24, Cincinnati 19
12-16-03	Memphis 27, North Texas 17
12-14-04	Southern Mississippi 31, North Texas 10
12-20-05	Southern Miss 31, Arkansas State 19
12-22-06	Troy 41, Rice 17
12-21-07	Florida Atlantic 44, Memphis 27
12-21-08	Southern Mississippi 30, Troy 27 (ot)
12-20-09	Middle Tennessee 42, Southern Miss 32
12-18-10	Troy 48, Ohio 21
12-17-11	Louisiana 32, San Diego State 30
12-22-12	Louisiana 43, East Carolina 34
12-21-13	Louisiana 24, Tulane 21
12-20-14	Louisiana 16, Nevada 3
12-19-15	Louisiana Tech 47, Arkansas State 28
12-18-16	Southern Mississippi 28, Louisiana 21
12-16-17	Troy 50, North Texas 30
12-15-18	Appalachian State 45, Middle Tennessee 13
12-21-19	Appalachian State 31, UAB 17
12-23-20	Georgia Southern 38, Louisiana Tech 3

## CAPITAL ONE ORANGE BOWL

Miami, Florida

1-1-35	Bucknell 26, Miami 0
1-1-36	Catholic 20, Mississippi 19
1-1-37	Duquesne 13, Mississippi State 12
1-1-38	Auburn 6, Michigan State 0
1-2-39	Tennessee 17, Oklahoma 0
1-1-40	Georgia Tech 21, Missouri 7
1-1-41	Mississippi State 14, Georgetown 7
1-1-42	Georgia 40, TCU 26
1-1-43	Alabama 37, Boston College 21

1-1-44	LSU 19, Texas A&M 14
1-1-45	Tulsa 26, Georgia Tech 12
1-1-46	Miami 13, Holy Cross 6
1-1-47	Rice 8, Tennessee 0
1-1-48	Georgia Tech 20, Kansas 14
1-1-49	Texas 41, Georgia 28
1-2-50	Santa Clara 21, Kentucky 13
1-1-51	Clemson 15, Miami 14
1-1-52	Georgia Tech 17, Baylor 14
1-1-53	Alabama 61, Syracuse 6
1-1-54	Oklahoma 7, Maryland 0
1-1-55	Duke 34, Nebraska 7
1-2-56	Oklahoma 20, Maryland 6
1-1-57	Colorado 27, Clemson 21
1-1-58	Oklahoma 48, Duke 21
1-1-59	Oklahoma 21, Syracuse 6
1-1-60	Georgia 14, Missouri 0
1-2-61	Missouri 21, Navy 14
1-1-62	LSU 25, Colorado 7
1-1-63	Alabama 17, Oklahoma 0
1-1-64	Nebraska 13, Auburn 7
1-1-65	Texas 21, Alabama 17
1-1-66	Alabama 39, Nebraska 28
1-2-67	Florida 27, Georgia Tech 12
1-1-68	Oklahoma 26, Tennessee 24
1-1-69	Penn State 15, Kansas 14
1-1-70	Penn State 10, Missouri 3
1-1-71	Nebraska 17, LSU 12
1-1-72	Nebraska 38, Alabama 6
1-1-73	Nebraska 40, Notre Dame 6
1-1-74	Penn State 16, LSU 9
1-1-75	Notre Dame 13, Alabama 11
1-1-76	Oklahoma 14, Michigan 6
1-1-77	Ohio State 27, Colorado 10
1-2-78	Arkansas 31, Oklahoma 6
1-1-79	Oklahoma 31, Nebraska 24
1-1-80	Oklahoma 24, Florida State 7
1-1-81	Oklahoma 18, Florida State 17
1-1-82	Clemson 22, Nebraska 15
1-1-83	Nebraska 21, LSU 20
1-2-84	Miami 31, Nebraska 30
1-1-85	Washington 28, Oklahoma 17
1-1-86	Oklahoma 25, Penn State 10
1-1-87	Oklahoma 42, Arkansas 8
1-1-88	Miami 20, Oklahoma 14
1-2-89	Miami 23, Nebraska 3
1-1-90	Notre Dame 21, Colorado 6
1-1-91	Colorado 10, Notre Dame 9
1-1-92	Miami 22, Nebraska 0
1-1-93	Florida State 27, Nebraska 14
1-1-94	Florida State 18, Nebraska 16
1-1-95	Nebraska 24, Miami 17
1-1-96	Florida State 31, Notre Dame 26
12-31-96	Nebraska 41, Virginia Tech 21
1-2-98	Nebraska 42, Tennessee 17
1-2-99	Florida 31, Syracuse 10
1-1-00	Michigan 34, Alabama 34 (ot)
1-3-01	Oklahoma 13, Florida State 2
1-2-02	Florida 56, Maryland 23
1-2-03	USC 38, Iowa 10
1-1-04	Miami 16, Florida State 14
1-4-05	USC 55, Oklahoma 19
1-3-06	Penn State 26, Florida State 23 (3ot)
1-2-07	Louisville 24, Wake Forest 13
1-3-08	Kansas 24, Virginia Tech 21
1-1-09	Virginia Tech 20, Cincinnati 7
2-5-10	Iowa 24, Georgia Tech 14
1-3-11	Stanford 40, Virginia Tech 12
1-4-12	West Virginia 70, Clemson 33
1-1-13	Florida State 31, Northern Illinois 10
1-3-14	Clemson 40, Ohio State 35
12-31-14	Georgia Tech 49, Mississippi State 34
12-31-15	Clemson 37, Oklahoma 17
12-30-16	Florida State 33, Michigan 32
12-30-17	Wisconsin 34, Miami (Fla.) 24
12-29-18	Alabama 45, Oklahoma 34
12-30-19	Florida 36, Virginia 28
1-2-21	Texas A&M 41, North Carolina 27

# BOWL GAME RESULTS

## OUTBACK BOWL

Tampa, Florida

12-23-86 Boston College 27, Georgia 24  
 1-2-88 Michigan 28, Alabama 24  
 1-2-89 Syracuse 23, LSU 10  
 1-1-90 Auburn 31, Ohio State 14  
 1-1-91 Clemson 30, Illinois 0  
 1-1-92 Syracuse 24, Ohio State 17  
 1-1-93 Tennessee 38, Boston College 23  
 1-1-94 Michigan 42, North Carolina State 7  
 1-2-95 Wisconsin 34, Duke 20  
 1-1-96 Penn State 43, Auburn 14  
 1-1-97 Alabama 17, Michigan 14  
 1-1-98 Georgia 33, Wisconsin 6  
 1-1-99 Penn State 26, Kentucky 14  
 1-1-00 Georgia 28, Purdue 25 (ot)  
 1-1-01 South Carolina 24, Ohio State 7  
 1-1-02 South Carolina 31, Ohio State 28  
 1-1-03 Michigan 38, Florida 30  
 1-1-04 Iowa 37, Florida 17  
 1-1-05 Georgia 24, Wisconsin 21  
 1-2-06 Florida 31, Iowa 24  
 1-1-07 Penn State 20, Tennessee 10  
 1-1-08 Tennessee 21, Wisconsin 17  
 1-1-09 Iowa 31, South Carolina 10  
 1-1-10 Auburn 38, Northwestern 35 (ot)  
 1-1-11 Florida 37, Penn State 24  
 1-2-12 Michigan State 33, Georgia 30 (ot)  
 1-1-13 South Carolina 33, Michigan 28  
 1-1-14 LSU 21, Iowa 14  
 1-1-15 Wisconsin 34, Auburn 31 (ot)  
 1-1-16 Tennessee 45, Northwestern 6  
 1-2-17 Florida 30, Iowa 3  
 1-1-18 South Carolina 26, Michigan 19  
 1-1-19 Iowa 27, Mississippi State 22  
 1-1-20 Minnesota 31, Auburn 24  
 1-2-21 Ole Miss 26, Indiana 20

## CHICK-FIL-A PEACH BOWL (2-1)

Atlanta, Georgia

12-30-68 LSU 31, Florida State 27  
 12-30-69 West Virginia 14, South Carolina 3  
 12-30-70 Arizona State 48, North Carolina 26  
 12-30-71 Mississippi 41, Georgia Tech 18  
 12-29-72 North Carolina State 49, West Virginia 13  
 12-28-73 Georgia 17, Maryland 16  
 12-28-74 Vanderbilt 6, Texas Tech 6  
 12-31-75 West Virginia 13, North Carolina State 10  
 12-31-76 Kentucky 21, North Carolina 0  
 12-31-77 North Carolina State 24, Iowa State 14  
 12-25-78 Purdue 41, Georgia Tech 21  
 12-31-79 Baylor 24, Clemson 18  
 1-2-81 Miami 20, Virginia Tech 10  
 12-31-81 West Virginia 26, Florida 6  
 12-31-82 Iowa 28, Tennessee 22  
 12-30-83 Florida State 28, North Carolina 3  
 12-31-84 Virginia 27, Purdue 24  
 12-31-85 Army 31, Illinois 29  
 12-31-86 Virginia Tech 25, North Carolina State 24  
 1-2-88 Tennessee 27, Indiana 22  
 12-31-88 North Carolina State 28, Iowa 23  
 12-30-89 Syracuse 19, Georgia 18  
 12-29-90 Auburn 27, Indiana 23  
 1-1-92 ECU 37, North Carolina State 34  
 1-2-93 North Carolina 21, Mississippi State 17  
 12-31-93 Clemson 14, Kentucky 13  
 1-1-95 North Carolina State 28, Mississippi State 24  
 12-30-95 Virginia 34, Georgia 27  
 12-28-96 LSU 10, Clemson 7  
 1-2-98 Auburn 21, Clemson 7  
 12-31-98 Georgia 35, Virginia 33  
 12-30-99 Mississippi State 17, Clemson 7  
 12-29-00 LSU 28, Georgia Tech 14  
 12-31-01 North Carolina 16, Auburn 10  
 12-31-02 Maryland 30, Tennessee 3  
 1-2-04 Clemson 27, Tennessee 14  
 12-31-04 Miami 27, Florida 10  
 12-30-05 LSU 40, Miami 3  
 12-30-06 Georgia 31, Virginia Tech 24  
 12-31-07 Auburn 23, Clemson 20 (ot)  
 12-31-08 LSU 38, Georgia Tech 3

12-31-09 Virginia Tech 37, Tennessee 14  
 12-31-10 Florida State 26, South Carolina 17  
 12-31-11 Auburn 43, Virginia 24  
 12-31-12 Clemson 25, LSU 24  
 12-31-13 Texas A&M 52, Duke 48  
 12-31-14 TCU 42, Mississippi 3  
 12-31-15 Houston 38, Florida State 24  
 12-31-16 Alabama 24, Washington 7  
 1-1-18 UCF 34, Auburn 27  
 12-29-18 Florida 41, Michigan 15  
 12-28-19 LSU 63, Oklahoma 28  
 1-1-21 Georgia 24, Cincinnati 21

## FAMOUS IDAHO POTATO BOWL (0-1)

Boise, Idaho

12-29-97 Cincinnati 35, Utah State 19  
 12-30-98 Idaho 42, Southern Mississippi 35  
 12-30-99 Boise State 34, Louisville 31  
 12-28-00 Boise State 38, Texas-El Paso 23  
 12-31-01 Clemson 49, Louisiana Tech 24  
 12-31-02 Boise State 34, Iowa State 16  
 1-3-04 Georgia Tech 52, Tulsa 10  
 12-27-04 Fresno State 37, Virginia 34  
 12-28-05 Boston College 27, Boise State 24  
 12-31-06 Miami 21, Nevada 20  
 12-31-07 Fresno State 40, Georgia Tech 28  
 12-30-08 Maryland 42, Nevada 35  
 12-30-09 Idaho 43, Bowling Green 42  
 12-18-10 Northern Illinois 40, Fresno State 17  
 12-17-11 Ohio 24, Utah State 23  
 12-15-12 Utah State 41, Toledo 15  
 12-21-13 San Diego State 49, Buffalo 24  
 12-20-14 Air Force 38, Western Michigan 24  
 12-22-15 Akron 23, Utah State 21  
 12-22-16 Idaho 61, Colorado State 50  
 12-22-17 Wyoming 37, Central Michigan 14  
 12-21-18 BYU 49, Western Michigan 18  
 1-3-20 Ohio 30, Nevada 21  
 12-22-20 Nevada 38, Tulane 27

## NEW ERA PINSTRIPE BOWL (0-1)

Bronx, N.Y.

12-30-10 Syracuse 36, Kansas State 34  
 12-30-11 Rutgers 27, Iowa State 13  
 12-29-12 Syracuse 38, West Virginia 14  
 12-28-13 Notre Dame 29, Rutgers 16  
 12-27-14 Penn State 31, Boston College 30 (ot)  
 12-26-15 Duke 44, Indiana 41  
 12-28-16 Northwestern 31, Pittsburgh 24  
 12-27-17 Iowa 27, Boston College 20  
 12-27-18 Wisconsin 35, Miami (Fla.) 3  
 12-27-19 Michigan State 27, Wake Forest 21

## QUICK LANE BOWL

Detroit, Michigan

12-26-97 Mississippi 34, Marshall 31  
 12-23-98 Marshall 48, Louisville 29  
 12-27-99 Marshall 21, Brigham Young 3  
 12-27-00 Marshall 25, Cincinnati 14  
 12-29-01 Toledo 23, Cincinnati 16  
 12-26-02 Boston College 51, Toledo 25  
 12-26-03 Bowling Green 28, Northwestern 24  
 12-27-04 UConn 39, Toledo 10  
 12-26-05 Memphis 38, Akron 31  
 12-26-06 Central Michigan 31, Middle Tennessee 14  
 12-26-07 Purdue 51, Central Michigan 48  
 12-26-08 Florida Atlantic 24, Central Michigan 21  
 12-26-09 Marshall 21, Ohio 17  
 12-26-10 Florida International 34, Toledo 32  
 12-27-11 Purdue 37, Western Michigan 32  
 12-26-12 Central Michigan 24, Western Kentucky 21  
 12-26-13 Pittsburgh 30, Bowling Green 27  
 12-26-14 Rutgers 40, North Carolina 21  
 12-28-15 Minnesota 21, Central Michigan 14  
 12-26-16 Boston College 36, Maryland 30  
 12-26-17 Duke 36, Northern Illinois 14  
 12-26-18 Minnesota 34, Georgia Tech 10  
 12-26-19 Pitt 34, Eastern Michigan 30

## REDBOX BOWL

12-31-02 Virginia Tech 20, Air Force 13  
 12-31-03 Boston College 35, Colorado State 21  
 12-30-04 Navy 34, New Mexico 19  
 12-29-05 Utah 38, Georgia Tech 10  
 12-27-06 Florida State 44, UCLA 27  
 12-28-07 Oregon State 21, Maryland 14  
 12-27-08 California 24, Miami (Fla.) 17  
 12-26-09 USC 24, Boston College 13  
 1-9-11 Nevada 20, Boston College 13  
 12-31-11 Illinois 20, UCLA 14  
 12-29-12 Arizona State 62, Navy 28  
 12-27-13 Washington 31, Brigham Young 16  
 12-30-14 Stanford 45, Maryland 21  
 12-27-15 Nebraska 37, UCLA 29  
 12-28-16 Utah 26, Indiana 24  
 12-27-17 Purdue 38, Arizona 35  
 12-31-18 Oregon 7, Michigan State 6  
 12-30-19 California 35, Illinois 20

## ROSE BOWL

Pasadena, California

1-1-02 Michigan 49, Stanford 0  
 1-1-16 Washington State 14, Brown 0  
 1-1-17 Oregon 14, Pennsylvania 0  
 1-1-18 Mare Island 19, Camp Lewis 7  
 1-1-19 Great Lakes 17, Mare Island 0  
 1-1-20 Harvard 7, Oregon 6  
 1-1-21 Carolina 28, Ohio State 0  
 1-2-22 Wash. & Jeff. 0, California 0  
 1-1-23 USC 14, Penn State 3  
 1-1-24 Navy 14, Washington 14  
 1-1-25 Notre Dame 27, Stanford 10  
 1-1-26 Alabama 20, Washington 19  
 1-1-27 Alabama 7, Stanford 7  
 1-2-28 Stanford 7, Pittsburgh 6  
 1-1-29 Georgia Tech 8, California 7  
 1-1-30 USC 47, Pittsburgh 14  
 1-1-31 Alabama 24, Washington State 0  
 1-1-32 USC 21, Tulane 12  
 1-2-33 USC 35, Pittsburgh 0  
 1-1-34 Columbia 28, Stanford 0  
 1-1-35 Alabama 29, Stanford 13  
 1-1-36 Stanford 7, SMU 0  
 1-1-37 Pittsburgh 21, Washington 0  
 1-1-38 California 13, Alabama 0  
 1-2-39 USC 7, Duke 3  
 1-1-40 USC 14, Tennessee 0  
 1-1-41 Stanford 21, Nebraska 13  
 1-1-42 Oregon State 20, Duke 16  
 1-1-43 Georgia 9, UCLA 0  
 1-1-44 USC 29, Washington 0  
 1-1-45 USC 25, Tennessee 0  
 1-1-46 Alabama 34, USC 14  
 1-1-47 Illinois 45, UCLA 14  
 1-1-48 Michigan 49, USC 0  
 1-1-49 Northwestern 20, California 14  
 1-2-50 Ohio State 17, California 14  
 1-1-51 Michigan 14, California 6  
 1-1-52 Illinois 40, Stanford 7  
 1-1-53 USC 7, Wisconsin 0  
 1-1-54 Michigan State 28, UCLA 20  
 1-1-55 Ohio State 20, USC 7  
 1-2-56 Michigan State 17, UCLA 14  
 1-1-57 Iowa 35, Oregon State 19  
 1-1-58 Ohio State 10, Oregon 7  
 1-1-59 Iowa 38, California 12  
 1-1-60 Washington 44, Wisconsin 8  
 1-2-61 Washington 17, Minnesota 7  
 1-1-62 Minnesota 21, UCLA 3  
 1-1-63 USC 42, Wisconsin 37  
 1-1-64 Illinois 17, Washington 7  
 1-1-65 Michigan 34, Oregon State 7  
 1-1-66 UCLA 14, Michigan State 12  
 1-2-67 Purdue 14, USC 13  
 1-1-68 USC 14, Indiana 3  
 1-1-69 Ohio State 27, USC 16  
 1-1-70 USC 10, Michigan 3  
 1-1-71 Stanford 27, Ohio State 17  
 1-1-72 Stanford 13, Michigan 12  
 1-1-73 USC 42, Ohio State 17

# BOWL GAME RESULTS

1-1-74 Ohio State 42, USC 21  
 1-1-75 USC 18, Ohio State 17  
 1-1-76 UCLA 23, Ohio State 10  
 1-1-77 USC 14, Michigan 6  
 1-2-78 Washington 27, Michigan 20  
 1-1-79 USC 17, Michigan 10  
 1-1-80 USC 17, Ohio State 16  
 1-1-81 Michigan 23, Washington 6  
 1-1-82 Washington 28, Iowa 0  
 1-1-83 UCLA 24, Michigan 14  
 1-2-84 UCLA 45, Illinois 9  
 1-1-85 USC 20, Ohio State 17  
 1-1-86 UCLA 45, Iowa 28  
 1-1-87 Arizona State 22, Michigan 15  
 1-1-88 Michigan State 20, USC 17  
 1-2-89 Michigan 22, USC 14  
 1-1-90 USC 17, Michigan 10  
 1-1-91 Washington 46, Iowa 34  
 1-1-92 Washington 34, Michigan 14  
 1-1-93 Michigan 38, Washington 31  
 1-1-94 Wisconsin 21, UCLA 16  
 1-2-95 Penn State 38, Oregon 20  
 1-1-96 USC 41, Northwestern 12  
 1-1-97 Ohio State 20, Arizona State 17  
 1-1-98 Michigan 21, Washington State 16  
 1-1-99 Wisconsin 38, UCLA 31  
 1-1-00 Washington 34, Purdue 24  
 1-3-02 Miami 37, Nebraska 14  
 1-1-03 Oklahoma 34, Washington State 14  
 1-1-04 USC 28, Michigan 14  
 1-1-05 Texas 38, Michigan 37  
 1-4-06 Texas 41, USC 38  
 1-1-07 USC 32, Michigan 18  
 1-1-08 USC 49, Illinois 17  
 1-1-09 USC 38, Penn State 24  
 1-1-10 Ohio State 26, Oregon 17  
 1-1-11 TCU 21, Wisconsin 19  
 1-1-12 Oregon 45, Wisconsin 38  
 1-1-13 Stanford 20, Wisconsin 14  
 1-1-14 Michigan State 24, Stanford 20  
 1-1-15 Oregon 59, Florida State 20  
 1-1-16 Stanford 45, Iowa 16  
 1-2-17 USC 52, Penn State 49  
 1-1-18 Georgia 54, Oklahoma 48  
 1-1-19 Ohio State 28, Washington 23  
 1-1-20 Oregon 28, Wisconsin 27  
 1-1-21 Alabama 31, Notre Dame 14

## ALLSTATE SUGAR BOWL

New Orleans, Louisiana

1-1-35 Tulane 20, Temple 14  
 1-1-36 TCU 3, LSU 2  
 1-1-37 Santa Clara 21, LSU 14  
 1-1-38 Santa Clara 6, LSU 0  
 1-2-39 TCU 15, Carnegie Tech 7  
 1-1-40 Texas A&M 14, Tulane 13  
 1-1-41 Boston College 19, Tennessee 13  
 1-1-42 Fordham 2, Missouri 0  
 1-1-43 Tennessee 14, Tulsa 7  
 1-1-44 Georgia Tech 20, Tulsa 18  
 1-1-45 Duke 29, Alabama 26  
 1-1-46 Oklahoma St. 33, St. Mary's 13  
 1-1-47 Georgia 20, North Carolina 10  
 1-1-48 Texas 27, Alabama 7  
 1-1-49 Oklahoma 14, North Carolina 6  
 1-2-50 Oklahoma 35, LSU 0  
 1-1-51 Kentucky 13, Oklahoma 7  
 1-1-52 Maryland 28, Tennessee 13  
 1-1-53 Georgia Tech 24, Mississippi 7  
 1-1-54 Georgia Tech 42, West Virginia 19  
 1-1-55 Navy 21, Mississippi 0  
 1-2-56 Georgia Tech 7, Pittsburgh 0  
 1-1-57 Baylor 13, Tennessee 7  
 1-1-58 Mississippi 39, Texas 7  
 1-1-59 LSU 7, Clemson 0  
 1-1-60 Mississippi 21, LSU 0  
 1-2-61 Mississippi 14, Rice 6  
 1-1-62 Alabama 10, Arkansas 3  
 1-1-63 Mississippi 17, Arkansas 13  
 1-1-64 Alabama 12, Mississippi 7  
 1-1-65 LSU 13, Syracuse 10

1-1-66 Missouri 20, Florida 18  
 1-2-67 Alabama 34, Nebraska 7  
 1-1-68 LSU 20, Wyoming 13  
 1-1-69 Arkansas 16, Georgia 2  
 1-1-70 Mississippi 27, Arkansas 22  
 1-1-71 Tennessee 34, Air Force 13  
 1-1-72 Oklahoma 40, Auburn 22  
 12-31-72 Oklahoma 14, Penn State 0  
 12-31-73 Notre Dame 24, Alabama 23  
 12-31-74 Nebraska 13, Florida 10  
 12-31-75 Alabama 13, Penn State 6  
 1-1-77 Pittsburgh 27, Georgia 3  
 1-2-78 Alabama 35, Ohio State 6  
 1-1-79 Alabama 14, Penn State 7  
 1-1-80 Alabama 24, Arkansas 9  
 1-1-81 Georgia 17, Notre Dame 10  
 1-1-82 Pittsburgh 24, Georgia 20  
 1-1-83 Penn State 27, Georgia 23  
 1-2-84 Auburn 9, Michigan 7  
 1-1-85 Nebraska 28, LSU 10  
 1-1-86 Tennessee 35, Miami 7  
 1-1-87 Nebraska 30, LSU 15  
 1-1-88 Syracuse 16, Auburn 16  
 1-2-89 Florida State 13, Auburn 7  
 1-1-90 Miami 33, Alabama 25  
 1-1-91 Tennessee 23, Virginia 22  
 1-1-92 Notre Dame 39, Florida 28  
 1-1-93 Alabama 34, Miami 13  
 1-1-94 Florida 41, West Virginia 7  
 1-2-95 Florida State 27, Florida 21  
 12-31-95 Virginia Tech 28, Texas 10  
 1-2-97 Florida 52, Florida State 20  
 1-1-98 Florida State 31, Ohio State 14  
 1-1-99 Ohio State 24, Texas A&M 14  
 1-1-00 Florida State 46, Virginia Tech 29  
 1-2-01 Miami 37, Florida 20  
 1-1-02 LSU 47, Illinois 34  
 1-1-03 Georgia 26, Florida State 13  
 1-4-04 LSU 21, Oklahoma 14  
 1-3-05 Auburn 16, Virginia Tech 13  
 1-2-06 West Virginia 38, Georgia 35  
 1-3-07 LSU 41, Notre Dame 14  
 1-1-08 Georgia 41, Hawaii 10  
 1-2-09 Utah 31, Alabama 17  
 1-1-10 Florida 51, Cincinnati 24  
 1-4-11 Ohio State 31, Arkansas 26  
 1-3-12 Michigan 23, Virginia Tech 20 (ot)  
 1-2-13 Louisville 33, Florida 23  
 1-2-14 Oklahoma 45, Alabama 31  
 1-1-15 Ohio State 42, Alabama 35  
 1-1-16 Mississippi 48, Oklahoma State 20  
 1-2-17 Oklahoma 35, Auburn 19  
 1-1-18 Alabama 24, Clemson 6  
 1-1-19 Texas 28, Georgia 21  
 1-1-20 Georgia 26, Baylor 14  
 1-1-21 Ohio State 49, Clemson 28

## TONY THE TIGER SUN BOWL

El Paso, Texas

1-1-36 Hardin-Simmons 14, New Mexico State 14  
 1-1-37 Hardin-Simmons 34, Texas-El Paso 6  
 1-1-38 West Virginia 7, Texas Tech 6  
 1-2-39 Utah 26, New Mexico 7  
 1-1-40 Catholic 0, Arizona State 0  
 1-1-41 Western Reserve 26, Arizona State 13  
 1-1-42 Tulsa 6, Texas Tech 0  
 1-1-43 2nd Air Force 13, Hardin-Simmons 7  
 1-1-44 Southwestern Texas 7, New Mexico 0  
 1-1-45 Southwestern Texas 35, New Mexico 0  
 1-1-46 New Mexico 34, Denver 24  
 1-1-47 Cincinnati 18, Virginia Tech 6  
 1-1-48 Miami (Ohio) 13, Texas Tech 12  
 1-1-49 West Virginia 21, Texas-El Paso 12  
 1-2-50 Texas-El Paso 33, Georgetown 20  
 1-1-51 West Texas State 14, Cincinnati 13  
 1-1-52 Texas Tech 25, Pacific 14  
 1-1-53 Pacific 26, Southern Miss 7  
 1-1-54 Texas-El Paso 37, Southern Miss 14  
 1-1-55 Texas-El Paso 47, Florida State 20  
 1-2-56 Wyoming 21, Texas Tech 14  
 1-1-57 George Washington 13, Texas-El Paso 0

1-1-58 Louisville 34, Drake 20  
 12-31-58 Wyoming 14, Hardin-Simmons 6  
 12-31-59 New Mexico State 28, North Texas State 8  
 12-31-60 New Mexico State 20, Utah State 13  
 12-30-61 Villanova 17, Wichita State 9  
 12-31-62 West Texas State 15, Ohio U. 14  
 12-31-63 Oregon 21, SMU 14  
 12-26-64 Georgia 7, Texas Tech 0  
 12-31-65 Texas-El Paso 13, TCU 12  
 12-24-66 Wyoming 28, Florida State 20  
 12-30-67 Texas-El Paso 14, Mississippi 7  
 12-28-68 Auburn 34, Arizona 10  
 12-20-69 Nebraska 45, Georgia 6  
 12-19-70 Georgia Tech 17, Texas Tech 9  
 12-18-71 LSU 33, Iowa State 15  
 12-30-72 North Carolina 32, Texas Tech 28  
 12-29-73 Missouri 34, Auburn 17  
 12-28-74 Mississippi State 26, North Carolina 24  
 12-26-75 Pittsburgh 33, Kansas 19  
 1-2-77 Texas A&M 37, Florida 14  
 12-31-77 Stanford 24, LSU 14  
 12-23-78 Texas 42, Maryland 0  
 12-22-79 Washington 14, Texas 7  
 12-27-80 Nebraska 31, Mississippi State 17  
 12-26-81 Oklahoma 40, Houston 14  
 12-25-82 North Carolina 26, Texas 10  
 12-24-83 Alabama 28, SMU 7  
 12-22-84 Maryland 28, Tennessee 27  
 12-28-85 Georgia 13, Arizona 13  
 12-25-86 Alabama 28, Washington 6  
 12-25-87 Oklahoma State 35, West Virginia 33  
 12-24-88 Alabama 29, Army 28  
 12-30-89 Pittsburgh 31, Texas A&M 28  
 12-31-90 Michigan State 17, USC 16  
 12-31-91 UCLA 6, Illinois 3  
 12-31-92 Baylor 20, Arizona 15  
 12-24-93 Oklahoma 41, Texas Tech 10  
 12-30-94 Texas 35, North Carolina 31  
 12-29-95 Iowa 38, Washington 18  
 12-31-96 Stanford 38, Michigan State 0  
 12-31-97 Arizona State 17, Iowa 7  
 12-31-98 TCU 28, USC 19  
 12-31-99 Oregon 24, Minnesota 20  
 12-29-00 Wisconsin 21, UCLA 20  
 12-31-01 Washington State 33, Purdue 27  
 12-31-02 Purdue 34, Washington 24  
 12-31-03 Minnesota 31, Oregon 30  
 12-31-04 Arizona State 27, Purdue 23  
 12-30-05 UCLA 50, Northwestern 38  
 12-29-06 Oregon State 39, Missouri 38  
 12-31-07 Oregon 56, South Florida 21  
 12-31-08 Oregon State 3, Pittsburgh 0  
 12-31-09 Oklahoma 31, Stanford 27  
 12-31-10 Notre Dame 33, Miami 17  
 12-31-11 Utah 30, Georgia Tech 27 (ot)  
 12-31-12 Georgia Tech 21, USC 7  
 12-31-13 UCLA 42, Virginia Tech 12  
 12-27-14 Arizona State 36, Duke 31  
 12-26-15 Washington State 20, Miami (Fla.) 14  
 12-30-16 Stanford 25, North Carolina 23  
 12-29-17 North Carolina State 52, Arizona State 31  
 12-31-18 Stanford 14, Pitt 13  
 12-31-19 Arizona State 20, Florida State 14

## TEXAS BOWL

Houston, Texas

12-28-06 Rutgers 37, Kansas State 10  
 12-28-07 TCU 20, Houston 13  
 12-30-08 Rice 38, Western Michigan 14  
 12-31-09 Navy 35, Missouri 13  
 12-29-10 Illinois 38, Baylor 14  
 12-31-11 Texas A&M 33, Northwestern 22  
 12-28-12 Texas Tech 34, Minnesota 31  
 12-27-13 Syracuse 21, Minnesota 17  
 12-29-14 Arkansas 31, Texas 7  
 12-29-15 LSU 56, Texas Tech 27  
 12-28-16 Kansas State 33, Texas A&M 28  
 12-27-17 Texas 33, Missouri 16  
 12-27-18 Baylor 45, Vanderbilt 38  
 12-27-19 Texas A&M 24, Oklahoma State 21



# MEDIA SERVICES

## TheAmerican.org

The official website of the American Athletic Conference features up-to-date information on all facets of the league and serves as the central point of distribution for live video and statistics of conference games.



CollegePressBox is the official media website for American Athletic Conference football and the media home for information on every Division I team and conference. Access and download weekly game notes, quotes, statistics, media guides, photos and more for the conference and each of its 11 member schools throughout the season.

## Social Media

Fans and media members are invited to follow the latest American Athletic Conference football news through social media. The American Twitter feed may be accessed @American\_FB and the conference's official Facebook page is available @AmericanConf. The American's Instagram handle is @Amercan\_Conf.



@American\_FB



American\_Conf



AmericanConf



AmericanAthleticConf

## Media Hub

The American Athletic Conference maintains a comprehensive online hub designed to assist members of the media in their coverage of The American and its member football programs.

The media hub will be updated daily and will contain links to the most recent media sessions of coaches and student-athletes as they are made available. The hub will also list the weekly media schedule for each American team and will link to media guides and weekly game notes.

## American Athletic Conference Media Hub

[www.TheAmerican.org/FootballMedia](http://www.TheAmerican.org/FootballMedia)



The American Athletic Conference has partnered with StatBroadcast to provide media members with live, real-time statistics of all conference-controlled football games.

## American Athletic Conference Media Stats Central

[aac.statbroadcast.com](http://aac.statbroadcast.com)



The American Digital Network is the home of all live and on-demand video coverage of all 22 American Athletic Conference sports. The ADN will provide in-depth coverage of the 2020 American football season.

## Weekly Release & Statistics

Media members may access PDF versions of the complete weekly release, including conference and team-by-team statistics, on TheAmerican.org or via CollegePressBox.com. Regular updates of the weekly release will be distributed via e-mail from the conference office. To be included on the distribution list, send an e-mail request to Chuck Sullivan at [csullivan@theamerican.org](mailto:csullivan@theamerican.org).

## Weekly Football Highlights

The American Athletic Conference offers video highlights and clips of selected press conferences on a weekly basis to members of the media.

Website [aacvideo.mediashuttle.com](http://aacvideo.mediashuttle.com)

Username [digital@theamerican.org](mailto:digital@theamerican.org)

Password AACMedia2018

## Annual Awards

The American Athletic Conference will name first and second all-conference teams, players of the year on offense, defense and special teams, rookie of the year and coach of the year. The awards are chosen by a vote of the league's 11 head coaches at the conclusion of the regular season. The American Athletic Conference All-Academic Team is comprised of players who have an overall grade-point average of 3.00 or better over the previous academic year and completed at least two semesters of academic work. The team is announced in July. The American Athletic Conference Football Scholar-Athlete of the Year was established to recognize student-athletes who have achieved success in the classroom and on the field. The winner receives a scholarship which may be applied to graduate or professional studies.

## AMERICAN ATHLETIC CONFERENCE COMMUNICATIONS CONTACTS

### AMERICAN

Chuck Sullivan

Office .....(469) 840-3132  
Mobile.....(401) 641-8760  
e-mail.....[csullivan@theamerican.org](mailto:csullivan@theamerican.org)

### UCF

John Heisler

Office .....(407) 823-2729  
Mobile.....(574) 532-0293  
e-mail.....[jheisler@athletics.ucf.edu](mailto:jheisler@athletics.ucf.edu)

Dan Forcella

Office .....(407) 823-2142  
Mobile.....(207) 650-6790  
e-mail.....[dforcella@athletics.ucf.edu](mailto:dforcella@athletics.ucf.edu)

### CINCINNATI

Ryan Koslen

Office .....(513) 556-5186  
Mobile.....(513) 497-3132  
e-mail.....[ryan.koslen@uc.edu](mailto:ryan.koslen@uc.edu)

### EAST CAROLINA

Tom McClellan

Office .....(252) 737-4523  
Mobile.....(252) 414-0990  
e-mail.....[mcclellant@ecu.edu](mailto:mcclellant@ecu.edu)

Malcolm Gray

Office .....(252) 737-1274  
Mobile.....(252) 414-2021  
e-mail.....[graym@ecu.edu](mailto:graym@ecu.edu)

### HOUSTON

Tyler Pigg

Office .....(713) 743-9409  
Mobile.....(334) 750-0791  
e-mail.....[tepigg@central.uh.edu](mailto:tepigg@central.uh.edu)

### MEMPHIS

Scott Burns

Mobile.....(812) 322-5285  
e-mail.....[scott.burns@memphis.edu](mailto:scott.burns@memphis.edu)

### NAVY

Scott Strasemeier

Office .....(410) 293-8775  
Mobile.....(443) 336-9023  
e-mail.....[sstrasem@usna.edu](mailto:sstrasem@usna.edu)

Stacie Michaud

Office .....(410) 293-8773  
Mobile.....(410) 212-3761  
e-mail.....[michaud@usna.edu](mailto:michaud@usna.edu)

### USF

Brian Siegrist

Office .....(813) 974-4086  
Mobile.....(813) 293-3897  
e-mail.....[siegrist@usf.edu](mailto:siegrist@usf.edu)

### SMU

Lindsey Olsen

Office .....(214) 768-4970  
Mobile.....(847) 344-0389  
e-mail.....[lmolsen@smu.edu](mailto:lmolsen@smu.edu)

Brad Sutton

Office .....(214) 768-1651  
Mobile.....(214) 914-8705  
e-mail.....[bsutton@smu.edu](mailto:bsutton@smu.edu)

### TEMPLE

Rich Burg

Office .....(215) 204-0876  
Mobile.....(215) 356-3952  
e-mail.....[rich.burg@temple.edu](mailto:rich.burg@temple.edu)

### TULANE

Tom Symonds

Office .....(504) 862-8249  
Mobile.....(504) 407-7349  
e-mail.....[tsymonds@tulane.edu](mailto:tsymonds@tulane.edu)

### TULSA

Don Tomkalski

Office .....(918) 631-3200  
Mobile.....(918) 640-0683  
e-mail.....[donald-tomkalski@utulsa.edu](mailto:donald-tomkalski@utulsa.edu)