

# THE AMERICAN ATHLETIC CONFERENCE



15 Park Row West • Providence, Rhode Island 02903  
Switchboard - 401.272-9108 • Communications - 401.453.0660  
www.TheAmerican.org

## TABLE OF CONTENTS

American Athletic Conference.....	2-6
Commissioner Mike Aresco .....	7-8
Conference Staff .....	9-13

### 2019-20

American Athletic Conference Notebook.....	14-15
2019-20 Composite Schedule.....	16-18
American Digital Network.....	19
American Athletic Conference Championship Site .....	20
Seeding and Tie-Breaking Procedures .....	21

### The Teams

UCF Knights .....	22-23
Cincinnati Bearcats.....	24-25
UConn Huskies .....	26-27
ECU Pirates.....	28-29
Houston Cougars.....	30-31
Memphis Tigers.....	32-33
USF Bulls.....	34-35
SMU Mustangs.....	36-37
Temple Owls.....	38-39
Tulane Green Wave .....	40-41
Tulsa Hurricane .....	42-43
Wichita State Shockers .....	44-45

### 2018-19 In Review

2018-19 In Review.....	46-84
Standings, Postseason Results.....	46
All-Conference Honors/Annual Awards .....	47
National Polls.....	48
Attendances.....	49
Versus the Top 25.....	49
Weekly Award Winners.....	50
Individual Statistics.....	51-53
Team Statistics.....	54-55
Annual Leaders.....	56-57

### American Athletic Conference Records

Individual Records.....	58-61
Team Records.....	62-63
Championship Records.....	64
Year-By-Year Standings.....	65-66
Miscellaneous Records.....	66
All-Time Award Winners.....	67
Weekly Awards.....	68-69
NCAA Championship Teams .....	69
All-Time Coaching Records.....	70
NCAA Tournament Results .....	71
Postseason Histories.....	72
NBA Players.....	73

### Media Information

2019 Basketball Championship Bracket.....	74-75
American Athletic Conference Media Services .....	76
Media Relations Directory.....	IBC

## AMERICAN ATHLETIC CONFERENCE STAFF

Commissioner .....	Michael L. Aresco
Senior Associate Commissioner and Chief Operating Officer.....	Donna DeMarco
Senior Associate Commissioner (Broadcasting) .....	Tom Odjakjian
Senior Associate Commissioner (Chief Financial Officer) .....	Eric Ziady
Senior Associate Commissioner (Communications and External Relations) .....	Bernadette Cafarelli
Associate Commissioner (Football) .....	Scott Draper
Associate Commissioner (Governance and Compliance) .....	Ellen Ferris
Associate Commissioner (Men's Basketball).....	Nate Pomeday
Associate Commissioner (Women's Basketball) .....	Barbara Jacobs
Associate Commissioner (Sport Administration and Sponsorships).....	James Siedliski
Assistant Commissioner (Communications).....	Chuck Sullivan
Assistant Commissioner (Sport Administration and Championships).....	Robert Weygand
Senior Director of Compliance .....	Andrea Dahly
Senior Director of Sport Administration and Championships.....	Patrick Colbert
Director of Business Affairs.....	Karen Giblin
Director of Communications.....	Megan Erbes
Director of Communications.....	Tom Fenstermaker
Director of Football Operations .....	Ryan Kelly
Director of Digital Media/Reporter .....	Hali Oughton
Director of Creative Design and Services.....	Katie Ristow
Assistant to the Commissioner.....	Lisa Zaneccchia
Assistant Director of Broadcast Scheduling .....	Kauri Black
Assistant Director of Communications .....	Tony Jones
Assistant Director of Video and Creative Services .....	Cory Kamerschak
Assistant Director of Sport Administration and Championships .....	Jordan Reid
Coordinator of Compliance and Sport Administration.....	Francesca Spinella
Executive Assistant for Administration.....	Lois DeBlois
Receptionist.....	Kathy Kirkpatrick
Supervisor of Football Officials.....	Bryan Platt
Coordinator of Men's Basketball Officiating .....	Mark Whitehead
Coordinator of Women's Basketball Officiating.....	Debbie Williamson

## Credits

<b>Editor:</b>	Tom Fenstermaker
<b>Editorial Assistance:</b>	Bernie Cafarelli, Chuck Sullivan & Tony Jones
<b>Printing:</b>	Charles Guillette - Colonial Lithograph, Inc., Attleboro, Mass.
<b>Photography:</b>	Ben Solomon, Associated Press and member school communications offices. Cover by Katie Ristow.
<b>Special Thanks:</b>	The American Athletic Conference would like to thank the athletics communications departments of its member schools for their valuable assistance and cooperation in producing this publication.

# THE AMERICAN ATHLETIC CONFERENCE

The American Athletic Conference consists of 13 prestigious institutions: the University of Central Florida, the University of Cincinnati, East Carolina University, the University of Connecticut, the University of Houston, the University of Memphis, the U.S. Naval Academy (in football only), the University of South Florida Southern Methodist University, Temple University, Tulane University, the University of Tulsa, and Wichita State University (in basketball and Olympic sports).

Under the leadership of commissioner Mike Aresco, the American Athletic Conference has fashioned an impressive list of accomplishments in the competitive arena, in the classroom and in support of student-athlete welfare. The American is firmly established as a Power 6 conference thanks to its collection of national team and individual championships, football and men's and women's basketball postseason victories, expansive media rights contracts with the leading national outlets, and its commitment to providing the highest levels of support for student-athletes.

The league has produced four NCAA championship teams – UConn men's basketball in 2014 and UConn women's basketball in 2014, 2015 and 2016 – in addition to three New Year's Six bowl champions (UCF in 2013 and 2017; Houston in 2015), 12 NCAA individual championships, and a Rhodes Scholar. Additionally, American Athletic Conference teams have advanced to the College World Series, reached the semifinal and final rounds of the NIT, qualified for the match play round of the NCAA Men's Golf Championship and registered top-10 finishes at the NCAA Cross Country and Outdoor Track and Field championships.

In 2018, The American once again saw a member school claim a spot in a New Year's Six bowl as UCF capped a 12-win season in the PlayStation Fiesta Bowl. It was the fourth time in six seasons that The American placed its champion in a New Year's bowl. Cincinnati enjoyed an 11-win season that included a victory against Virginia Tech in the Military Bowl as seven teams from the conference played in bowl games. UCF was ranked No. 11 in the final Associated Press poll, while Cincinnati was No. 23 in the final coaches' poll.

In addition to the success in football, The American saw UConn reach the NCAA Women's Final Four for the 12th consecutive year, while Houston reached the round of 16 in men's basketball. Houston finished third at the NCAA Men's Outdoor Track and Field Championship, while SMU registered a top-eight finish at the NCAA Men's Golf Championship.

The 2017 football season saw The American enjoy unprecedented success as UCF finished as the only undefeated team in the nation, and the first in the previous four college football seasons, capping a 13-0 campaign with a win against Auburn in the Chick-fil-A Peach Bowl. UCF claimed a national championship as the No. 1-ranked team in the Colley Matrix and was ranked No. 6 in the final Associated Press poll.

Individual teams in The American have enjoyed some of their best seasons in program history as members of the conference. UCF has finished in the national top 10 twice in six seasons as a conference member – in 2013 and 2017. Houston went 13-1 in the 2015 football season, setting a school record for wins, while Navy won a program-record 11 games in its first season in the conference, also in 2015. Memphis, which had not won 10 games in a season since 1938, has registered two 10-win seasons in the last four years (2015, 2017), while Temple enjoyed its first 10-win season in school history in 2015. USF finished in the top 25 for the first two times in program history (2016, 2017). Cincinnati registered its third 11-win season in program history in 2018.

Since the conference's reconstitution in 2013-14, teams from The American have registered top-10 national rankings in football, men's basketball, women's basketball, baseball, men's soccer, men's golf, and men's track and field. Houston's Kahmari Montgomery capped the 2018-19 season with an NCAA individual title in the outdoor 400-meter dash, giving The American at least one national individual champion in five of the league's first six seasons.

Under The American's banner, the UConn women's basketball team won its NCAA-record ninth, 10th and 11th national championships and broke its own NCAA record with a 111-game



UCF's winning streak reached 25 games as the Knights captured their second straight American Athletic Conference title in 2018

# THE AMERICAN ATHLETIC CONFERENCE

winning streak that spanned three seasons. Houston's men's track and field team took third place at the 2018 and 2019 NCAA Outdoor Championships. Tulsa placed sixth at the 2016 NCAA Men's Cross Country Championship

American Athletic Conference student-athletes have distinguished themselves in all facets of intercollegiate athletics. Temple linebacker Tyler Matakevich won the Bednarik Award and the Nagurski Trophy as the nation's top defensive player in 2015, while Navy quarterback Keenan Reynolds finished fifth in the Heisman Trophy voting. More recently, Houston's Ed Oliver won the 2017 Outland Trophy as the nation's best interior lineman, while UCF quarterback McKenzie Milton was the only player in the nation to finish in the top 10 of the Heisman Trophy balloting in both 2017 and 2018. UConn basketball standout Breanna Stewart finished her career in 2016 as the most decorated player in college basketball history as she was chosen as the consensus national player of the year for the third time and became the first player to be named four times as the Most Outstanding Player at the Final Four. Reynolds and Stewart were selected as the winners of the 2016 AAU James E. Sullivan Award as the nation's top amateur athletes, marking only the second time in the 86-year history of the award that multiple winners were chosen.

Additionally, SMU's Avery Acker was chosen as the Division I women's volleyball Academic All-America of the Year in 2015, while Tulsa cross country standout Kirk Smith was chosen as a Rhodes Scholar in the fall of 2016.

American Athletic Conference alumni have made their mark in professional sports as well, beginning with the selection of UCF quarterback Blake Bortles by the Jacksonville Jaguars with the No. 3 pick in the 2014 NFL Draft. A number of American Athletic Conference athletes have been selected in the first round of the professional entry drafts in football, basketball, baseball and soccer.

The American announced a lucrative and comprehensive media rights extension with ESPN in May of 2019, providing the conference with a stronger and more extensive presence on ESPN's primary television networks (ABC, ESPN, ESPN2, ESPNU). When the extension takes effect in the 2020-21 academic year, a minimum

of 40 regular-season football telecasts per season will appear on those primary networks and nearly every conference-controlled game will appear on an ESPN network or on ESPN+.

The first four American Athletic Conference Football Championships were televised by ABC as part of Championship Saturday. The 2019 Football Championship is also slotted for an ABC telecast, while subsequent championship games will appear on either ABC or ESPN through the duration of the 12-year extension.

American Athletic Conference teams have access to the pinnacle of college football's postseason structure. An American representative would be chosen for the College Football Playoff semifinals if it is among the top four teams in the CFP selection committee's final ranking. Otherwise, the league would place its champion in a New Year's Bowl if it is ranked higher than the champions of Conference USA, the Mid-American Conference, the Mountain West Conference and the Sun Belt Conference.

Additionally, The American holds primary or secondary partnerships with nine bowls for the final year of its current six-year cycle, ensuring multiple annual matchups against the nation's top conferences and providing desirable postseason destinations to member institutions.

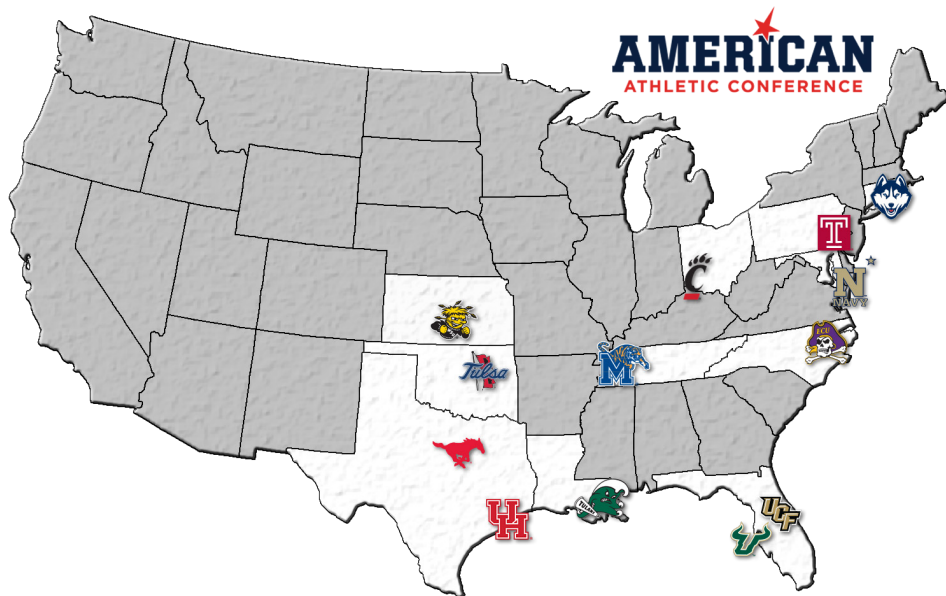
Away from the competitive arena, The American has established itself as a leader in the area of student-athlete wellness, both through the adoption of NCAA autonomous legislation on matters including full cost of attendance and nutrition. The conference, in conjunction with its Student-Athlete Advisory Committee has also launched the Pow6rful Minds campaign to improve awareness and education on mental issues and recognize the scholarly achievements of the conference's student-athletes.

The American Athletic Conference serves its membership from a state-of-the-art office located in Providence, Rhode Island. The location of the conference headquarters - just steps from the city's Amtrak station and 10 minutes from T.F. Green International Airport - gives the conference easy access to its member schools. The conference headquarters also serves as the home of the American Digital Network, which provides live coverage of all 22 conference championships.



Houston's men's basketball team was ranked as high as No. 6 in the nation as the Cougars advanced to the NCAA round of 16

# THE AMERICAN ATHLETIC CONFERENCE



**NCAA Team Championships (4)**  
 UConn Men's Basketball - 2014  
 UConn Women's Basketball - 2014  
 UConn Women's Basketball - 2015  
 UConn Women's Basketball - 2016

**NCAA Individual Championships (12)**

Joao DeLuca,  
 Louisville Men's Swimming & Diving  
 100-yard freestyle - 2014  
 200-yard freestyle - 2014

Bryson Dechambeau,  
 SMU Men's Golf - 2015

Annette Echikunwoke  
 Cincinnati Track and Field  
 Indoor weight throw - 2017

Marc Scott  
 Tulsa Track and Field  
 Outdoor 10,000-meter run - 2017

John Lewis II, Mario Burke,  
 Jacarias Martin, Cameron Burrell  
 Houston Track and Field  
 Outdoor 4x100-meter relay - 2017

Elijah Hall  
 Houston Track and Field  
 Indoor 60-meter dash - 2018  
 Indoor 200-meter dash - 2018

John Lewis II, Elijah Hall,  
 Mario Burke, Cameron Burrell  
 Houston Track and Field  
 Outdoor 4x100-meter relay - 2018

Cameron Burrell  
 Houston Track and Field  
 Outdoor 100-meter dash - 2018

Luke Vaughn  
 Memphis Track and Field  
 Outdoor discus throw - 2018

Kahmari Montgomery  
 Houston Track and Field  
 Outdoor 400-meter dash - 2019

## 2018-19 American Athletic Conference Champions

Sport.....	Regular-Season.....	Postseason.....
Baseball.....	ECU.....	Cincinnati
Men's Basketball.....	Houston.....	Cincinnati
Women's Basketball.....	UConn.....	UConn
Men's Cross Country.....		Tulsa
Women's Cross Country.....		Wichita State
Football.....	UCF, Memphis.....	UCF
Men's Golf.....		Memphis
Women's Golf.....		Houston
Women's Lacrosse.....	Florida.....	Florida
Women's Rowing.....		UCF
Men's Soccer.....	UCF, SMU.....	SMU
Women's Soccer.....	USF.....	Memphis
Softball.....	USF.....	
Men's Swimming & Diving.....		Cincinnati
Women's Swimming & Diving.....		Houston
Men's Tennis.....		USF
Women's Tennis.....		UCF
Men's Indoor Track & Field.....		Houston
Women's Indoor Track & Field.....		Houston
Men's Outdoor Track & Field.....		Houston
Women's Outdoor Track & Field.....		Wichita State
Women's Volleyball.....	UCF.....	



2019 Cincinnati Baseball

# THE AMERICAN ATHLETIC CONFERENCE

## All-Time Champions

### Baseball

2014	Houston
2015	ECU
2016	UConn
2017	Houston
2018	ECU
2019	Cincinnati

### Men's Basketball

2014	Louisville
2015	SMU
2016	UConn
2017	SMU
2018	Cincinnati
2019	Cincinnati

### Women's Basketball

2014	UConn
2015	UConn
2016	UConn
2017	UConn
2018	UConn
2019	UConn

### Men's Cross Country

2013	Louisville
2014	Tulsa
2015	Tulsa
2016	Tulsa
2017	Tulsa
2018	Tulsa

### Women's Cross Country

2013	SMU
2014	Tulsa
2015	Tulsa
2016	SMU
2017	UConn
2018	Wichita State

### Football

2013	UCF
2014	UCF, Cincinnati, Memphis
2015	Houston
2016	Temple
2017	UCF
2018	UCF

### Men's Golf

2014	SMU
2015	USF
2016	USF
2017	USF
2018	USF
2019	Memphis

### Women's Golf

2014	Louisville
2015	UCF
2016	Houston
2017	UCF
2018	Houston
2019	Houston

### Women's Lacrosse

2019	Florida
------	---------

### Women's Rowing

2014	Louisville
2015	UCF
2016	UCF
2017	UCF
2018	UCF
2019	UCF

### Men's Soccer

2013	USF
2014	Tulsa
2015	Tulsa
2016	Tulsa
2017	SMU
2018	SMU

### Women's Soccer

2013	UCF
2014	UConn
2015	Cincinnati
2016	UConn
2017	USF
2018	Memphis

### Softball

2014	Louisville
2015	UCF
2016	Tulsa
2017	Tulsa
2018	Tulsa
2019	-

### Men's Swimming and Diving

2014	Louisville
2015	ECU
2016	ECU
2017	ECU
2018	Cincinnati
2019	Cincinnati

### Women's Swimming and Diving

2014	Louisville
2015	SMU
2016	SMU
2017	Houston
2018	Houston
2019	Houston

### Men's Tennis

2014	USF
2015	USF
2016	USF
2017	USF
2018	Tulane
2019	USF

### Women's Tennis

2014	USF
2015	Tulsa
2016	Tulsa
2017	USF
2018	Tulsa
2019	UCF

### Men's Indoor Track and Field

2014	UConn
2015	Houston
2016	Houston
2017	Houston
2018	Houston
2019	Houston

### Women's Indoor Track and Field

2014	SMU
2015	UConn
2016	UConn
2017	UCF
2018	Cincinnati
2019	Houston

### Men's Outdoor Track and Field

2014	Houston
2015	UConn
2016	Houston
2017	Houston
2018	Houston
2019	Houston

### Women's Outdoor Track and Field

2014	SMU
2015	SMU
2016	Cincinnati
2017	Cincinnati
2018	Houston
2019	Wichita State

### Women's Volleyball

2013	Louisville
2014	UCF
2015	SMU
2016	SMU
2017	Wichita State
2018	UCF



2019 UCF Women's Rowing

# THE AMERICAN ATHLETIC CONFERENCE

## All-Time Regular-Season Champions

	UCF	CIN	UCONN	ECU	HOU	MEM	NAVY	USF	SMU	TEM	TLN	TLS	WS	OTHERS
BASEBALL	1	0	0	1	3	0	-	0	-	0	1	-	0	1
MEN'S BASKETBALL	0	2	0	0	1	0	-	0	2	1	0	0	0	1
WOMEN'S BASKETBALL	0	0	6	0	0	0	-	0	0	0	0	0	0	0
FOOTBALL	4	1	0	0	1	3	1	0	0	2	0	0	-	0
WOMEN'S LACROSSE	-	0	0	0	-	-	-	-	-	0	-	-	-	1
MEN'S SOCCER	1	0	1	-	-	0	-	1	3	0	-	0	-	1
WOMEN'S SOCCER	3	0	2	0	0	0	-	1	0	0	-	0	-	0
SOFTBALL	2	-	0	0	0	0	-	3	-	-	-	1	0	0
VOLLEYBALL	2	0	0	0	0	0	-	0	2	0	0	0	1	1
<b>TOTALS</b>	<b>13</b>	<b>3</b>	<b>9</b>	<b>1</b>	<b>5</b>	<b>3</b>	<b>1</b>	<b>5</b>	<b>7</b>	<b>3</b>	<b>1</b>	<b>1</b>	<b>1</b>	<b>5</b>

## All-Time Postseason Champions

	UCF	CIN	UCONN	ECU	HOU	MEM	NAVY	USF	SMU	TEM	TLN	TLS	WS	OTHERS
BASEBALL	0	1	1	2	2	0	-	0	-	0	0	-	0	0
MEN'S BASKETBALL	0	2	1	0	0	0	-	0	2	0	0	0	0	1
WOMEN'S BASKETBALL	0	0	6	0	0	0	-	0	0	0	0	0	0	0
M CROSS COUNTRY	-	0	0	0	0	0	-	0	-	0	0	5	0	1
W CROSS COUNTRY	0	0	1	0	0	0	-	0	2	0	0	2	1	0
FOOTBALL	2	0	0	0	1	0	0	0	0	1	0	0	-	0
WOMEN'S LACROSSE	-	0	0	0	-	-	-	-	-	0	-	-	-	1
MEN'S GOLF	0	0	0	0	0	1	-	4	1	0	-	-	0	0
WOMEN'S GOLF	2	0	-	0	3	0	-	0	0	-	0	0	0	1
ROWING	5	-	0	-	-	-	-	-	0	0	-	0	-	1
MEN'S SOCCER	0	0	0	-	-	0	-	1	2	0	-	3	-	0
WOMEN'S SOCCER	1	1	2	0	0	1	-	1	0	0	-	0	-	0
SOFTBALL	1	-	0	0	0	0	-	0	-	-	-	3	0	1
M SWIMMING & DIVING	-	2	0	3	-	-	-	-	0	-	-	-	-	1
W SWIMMING & DIVING	-	0	0	0	3	-	-	-	2	-	0	-	-	1
MEN'S TENNIS	0	-	0	0	-	0	-	5	0	0	1	0	0	0
WOMEN'S TENNIS	1	0	0	0	0	0	-	2	0	0	0	3	0	0
M INDOOR TRACK & FIELD	-	0	1	0	5	0	-	0	-	-	0	0	0	0
W INDOOR TRACK & FIELD	1	1	2	0	1	0	-	0	1	0	0	0	0	0
M OUTDOOR TRACK & FIELD	-	0	1	0	5	0	-	0	-	-	0	0	0	0
W OUTDOOR TRACK & FIELD	0	2	0	0	1	0	-	0	2	0	0	0	1	0
<b>TOTALS</b>	<b>13</b>	<b>9</b>	<b>15</b>	<b>5</b>	<b>21</b>	<b>2</b>	<b>0</b>	<b>13</b>	<b>12</b>	<b>1</b>	<b>1</b>	<b>16</b>	<b>2</b>	<b>8</b>

Regular-season championships include ties and divisional titles. A dash in the column indicates that the school has not sponsored the particular sport as a member of The American. Temple competed in baseball in the 2013-14 academic year, but no longer sponsors the sport.

Louisville and Rutgers competed in The American in the 2013-14 academic year; Villanova competed as an affiliate member in rowing in 2013-14, and Sacramento State and San Diego State have competed as affiliate members in rowing since 2013-14. Old Dominion is an affiliate member in rowing as of 2019. Florida and Vanderbilt are affiliate members in women's lacrosse as of 2019. All championships won by those institutions are listed in the 'Others' column.

# THE AMERICAN ATHLETIC CONFERENCE

## Mike Aresco Commissioner

Mike Aresco has established himself as one of the leading figures in intercollegiate sports as commissioner of the American Athletic Conference.

Aresco was named as commissioner of the Big East Conference Aug. 14, 2012, and conducted a strategic reinvention of the conference, which became the American Athletic Conference, one of the premier conferences in the nation. He had his contract extended to Aug. 1, 2022, by The American's Board of Directors in 2017.

American Athletic Conference teams have won four NCAA Championships and competed in four New Year's Six/BCS bowl games, winning three, since the 2012-13 academic year. The American was named in 2016 as a finalist for the Sports Business Journal Sports League of the Year award, the only entity from college athletics to be so honored. The formation of the conference was named by Sports Illustrated in 2018 as one of the 10 best decisions of college football's last 10 years.

Among the milestones reached during Aresco's tenure have been the introduction of the American Athletic Conference Football Championship in 2015 and the launching of a dynamic Power 6 branding campaign, which aligns The American with its peer conferences and celebrates the competitive success that the conference has enjoyed at the highest level of collegiate competition.

Aresco additionally secured The American's prominent place in intercollegiate athletics by brokering a landmark 12-year media rights partnership with ESPN in 2019, which will provide

unprecedented revenue to member institutions while enhancing the conference's exposure on the premier platforms in sports media.

Aresco has been a leader in the NCAA governance redesign efforts and a strong and articulate spokesman in various forums for the integrity of the collegiate experience.

The American's inaugural year produced a remarkable string of accomplishments as UCF won the Tostitos Fiesta Bowl and finished the season ranked No. 10 in the Associated Press poll. UConn won NCAA titles in both men's and women's basketball as American Athletic Conference teams had the best postseason winning percentage of any conference in men's basketball.

The American was the only conference to have a Bowl Championship Series win and teams in the Men's Final Four, the Women's Final Four and the College World Series in 2013-14. Teams from the conference finished in the national top 10 in football, men's basketball, women's basketball, men's soccer, baseball and men's golf.

The American, after having as many as five teams ranked in the Associated Press poll during the season, produced three teams in the final College Football Playoff poll of 2015, including Houston, which defeated Florida State in the Chick-fil-A Peach Bowl and finished No. 8 in the final national rankings with a 13-1 record. Navy, in its first year as a member of the conference, finished No. 18 nationally after a school-record 11 wins in 2015. UConn went on to win its fourth straight NCAA title in women's basketball, while The American sent four teams to the 2016 NCAA

men's basketball tournament.

In the 2017 football season, UCF stood alone as the nation's only unbeaten team and was rated No. 1 nationally in the Colley Index after the Knights went 13-0, capped by a win against No. 7 Auburn in the Chick-fil-A Peach Bowl. UCF joined Memphis and USF as The American's three teams in the final Associated Press poll, while the Knights' final ranking of No. 6 stood as the best in league history in the final poll. UCF's Peach Bowl win punctuated a 3-1 bowl record for American teams against other Power 6 conference opponents.

Aresco's first years as commissioner put The American on stable footing in an otherwise tenuous time in college athletics. He led negotiations for the young conference that resulted in television contracts with ESPN and CBS Sports, giving the league unprecedented national exposure and branding with the two industry leaders in sports television. Aresco organized the process to name the new conference and to create a graphic identity that was positively received across the country.

He has also successfully worked with the conference schools to arrive at an equitable distribution of existing revenue for the current and new conference institutions, bringing about a cohesiveness that has allowed the conference to grow and thrive.

Among his other significant accomplishments



# THE AMERICAN ATHLETIC CONFERENCE

on behalf of The American were the spearheading of expansion efforts, which resulted in the addition of ECU, Tulane and Tulsa as of July 1, 2014, Navy as a football member in 2015, and Wichita State as a non-football-playing member in 2017; launching the American Digital Network; successful site negotiations for the conference's men's and women's basketball championships; development of The American's broad-based strategic plan, and the launching of a multifaceted Power 6 brand marketing campaign.

More recently, the conference has partnered with the Atlantic Coast Conference on a football officiating alliance that allows both leagues to work collaboratively on a wide range of officiating matters, and has partnered with the Southeastern Conference on an annual men's basketball scheduling agreement.

Additionally, Aresco has brokered successful multi-year marketing rights agreements with Learfield IMG College, and oversaw the development of The American's football bowl lineup, which features numerous annual matchups against the nation's other top conferences.

In basketball, Aresco has secured the conference's participation in an officiating consortium partnering with the Southeastern Conference, the Atlantic Sun Conference and the Sun Belt Conference to ensure that the highest-quality game officials are assigned to American Athletic Conference contests.

Aresco has played an active role in the formation of the College Football Playoff, serving on the College Football Playoff Management Committee and helping to select the 13 members of the CFP Selection Committee. Aresco also serves on the College Football Playoff Strategic Planning, Site Selection and Television committees and was the FBS conference chair from 2017-19.

Aresco is currently Executive Vice President of the Conference Commissioners Association and a member of the CCA's National Letter of Intent Policy and Review Committee as well as the enforcement and women's basketball working groups. He serves on the board of managers for both College Football Officiating, LLC, and Men's College Basketball, LLC, serves on the CFP National Coordinator Search Committee, and is also a member of the FBS commissioners' media

subcommittee. He is a charter member of the steering committee of the Columbia University/New York City Chapter of the National Football Foundation and serves on the NFF's screening committee.

Aresco came to the conference from CBS Sports where he was Executive Vice President, Programming. He was responsible for all college sports programming for CBS Sports and CBS Sports Network. Aresco oversaw the acquisition and management of CBS Sports college properties, including the NCAA Men's Basketball Championship, regular-season college football and basketball, conference basketball championship games, football bowl games and other programming. His responsibilities included game selection and scheduling, day-to-day operations, contract negotiations, identification of future acquisitions, development of programming strategies and coordination of new media and marketing initiatives.

Aresco played an integral role in the landmark deal that created the CBS Sports-Turner Broadcasting partnership, which resulted in the acquisition of the NCAA Men's Division I Basketball Championship rights through 2024. He managed the complex 14-year agreement that provides expanded national broadcast and cable coverage of the NCAA basketball championship. Aresco also was instrumental in the CBS Television Network's groundbreaking bundled rights agreement with the NCAA, which granted CBS exclusive rights to the NCAA tournament from 2003 through 2010. The 2010 NCAA Championship won a Sports Emmy in the Outstanding Playoff Coverage category. He also was a significant contributor in the development of new media platforms for the NCAA Championship, including March Madness On Demand, a highly successful streaming platform.

In 2008, Aresco negotiated a historic 15-year agreement with the Southeastern Conference to televise the league's football and basketball games. The agreement also provided multiple new media rights for CBS, CBS Sports Network and CBS Interactive. He forged numerous basketball agreements with major conferences and negotiated 10-year extensions of the Army-Navy and Notre Dame-Navy football rivalries.

Aresco was the creator and executive producer of The Tony Barnhart Show and Courtside with Seth Davis, both of which aired on the CBS Sports Network. In 2004, he was appointed by the late NCAA President Myles Brand to the Basketball Partnership, a select panel whose mission was to explore ways to improve and promote college basketball.

Aresco joined CBS Sports from ESPN where he was responsible for overseeing the acquisition, scheduling and development of long-term strategies for all ESPN college sports properties. Earlier in his tenure at ESPN, he was responsible for programming a wide variety of sports properties, including College Football Association, Big Ten, and Pac-10 college football, NCAA events, including early rounds of the NCAA basketball tournament, the College World Series and various professional sports events, including thoroughbred racing, Top Rank Boxing, CFL football, Australian Rules Football, rodeo and yachting. He was the architect of ESPN's signature Thursday night college football series and helped develop ESPN's Bowl Week. He joined ESPN in 1984 as Counsel and was named Assistant General Counsel in 1988 before moving to the programming department.

Aresco is a Phi Beta Kappa graduate of Tufts University (B.A., magna cum laude, history), The Fletcher School of Law and Diplomacy at Tufts (M.A., international relations), where he held a John Moors Cabot Scholarship, and the University of Connecticut School of Law (J.D.). He practiced law privately in Hartford, Connecticut, for several years.

Aresco has been a regular speaker and expert panelist at national symposiums and seminars on the topics of college athletics and sports television. He was awarded the 2013 Distinguished Graduate Award by the UConn School of Law Alumni Association and was elected to the Middletown (Connecticut) Sports Hall of Fame in January of 2015.

Aresco and his wife, Sharon, have two adult sons: Matthew, an Emmy-nominated television producer who lives in Connecticut with his wife, Elizabeth; and Brett, an actor who lives in New York City.



# CONFERENCE STAFF

## **Donna DeMarco** **Senior Associate Commissioner/ Chief Operating Officer**

Donna DeMarco has been part of the conference staff since 1988 and has been Senior Associate Commissioner for Administration since 2009.

DeMarco serves as The American's chief operating officer, overseeing the organizational aspects of the conference, including management of the conference staff. As the conference's primary administrator, she ensures that direct lines of communication exist between the conference office and the 12 member institutions.

Additionally, DeMarco assists with overall administration and management of conference matters pertaining to service, governance and facilitation.

DeMarco has further oversight of the fiscal, legal and business affairs of The American and is the conference's liaison with institutional personnel in those areas. She supervises the approval of the conference's annual operating budget, ensures appropriate legal contract review and manages the league's human resource operation.

Before taking on her current role, DeMarco had been Associate Commissioner for Women's Basketball from 2006-09, during which time she was the primary administrator for one of the conference's most successful and high-profile sports.

DeMarco was the conference's Associate Commissioner for Sport Administration from 1996-2006, overseeing all operational and governance matters for 23 conference sports. She began her career as an administrative assistant for Public Relations & Championships in 1988 before being promoted to Director of Championship Operations and subsequently Assistant Commissioner for Championships.

DeMarco completed a term on the NCAA Division I Administration Cabinet – which is responsible for addressing governance issues, the Division I membership process and all committee selections – in July of 2015. She was a member of the NCAA Division I Men's Soccer Committee from 1999-2003 and served as the committee chair from 2000-03.

DeMarco is a 1987 graduate of the University of Connecticut with a bachelor's degree in communications and journalism.



## **Tom Odjakjian** **Senior Associate Commissioner (Broadcasting)**

Tom Odjakjian, who serves as the Senior Associate Commissioner for Broadcasting and Digital Content, is a longtime veteran of the conference's senior staff, having joined the office from ESPN in 1995 as Associate Commissioner.

Odjakjian has been the conference's primary contact for a number of significant television contracts, including The American's new landmark agreement with ESPN. He manages the daily relationships with all of the American's national, local, and digital network television partners.

In 2019, he was the recipient of the 2019 SVG College Pioneer Award presented by the Sports Video Group. The award celebrates those who have advanced the industry at large and innovated in the fields of video production and technology.

Odjakjian also has direct involvement in the assembly of The American's annual schedules in football and men's and women's basketball, in order to fulfill the network's contractual obligations and maximize exposure for the conference while balancing institutional schedules.

Odjakjian served in various executive roles at ESPN from 1981-94, including as the director of college sports. He was responsible for negotiation, acquisition, scheduling and budget supervision for the network's collegiate sports programming. Odjakjian was the architect behind the creation of ESPN's basketball Championship Week and football Bowl Week and had a hand in the network's NFL, NBA, NHL and Olympic sports programming.

Prior to joining ESPN, Odjakjian also served as Associate Commissioner of the Eastern College Athletic Conference and Assistant Sports Information Director at Princeton University. While at ESPN, in 1994, he was named as The Most Influential Person in College Sports by College Sports Magazine and was tabbed as one of the four most influential people in college basketball by Sporting News in 1990.

Odjakjian is a 1976 graduate of Lafayette with a bachelor's degree in Economics and Business. He participated on the football and baseball teams as an undergraduate and was the recipient of George Wharton Pepper Prize, Lafayette's most prestigious honor, awarded annually to the senior "who most nearly represents the Lafayette ideal."



## **Eric Ziady** Senior Associate Commissioner/ Chief Financial Officer

Eric Ziady joined the American Athletic Conference staff in November of 2016. He serves as the conference's Chief Financial Officer.

Before joining The American, Ziady had most recently served as the Director of Intercollegiate Athletics and recreation services at the University of Delaware from 2012-15, overseeing 21 varsity athletic programs and a recreation department that sponsored more than 30 club sports.

During Ziady's tenure at Delaware, the Blue Hens completed a \$25 million renovation of their student recreation facility, a \$2.5 million renovation of the baseball stadium and other facility enhancements to the soccer and track and field venues. He oversaw a 91-percent year-over-year increase in fundraising and entered into a five-year apparel partnership with Adidas.

Ziady also spent 14 years on the staff at Boston College. During his tenure with the Eagles, he served as Senior Associate Athletic Director (2010-12), Associate Athletic Director for Business Operations (2004-10) and Assistant Athletic Director (1998-2004) and oversaw long-range fiscal and strategic planning for the department as well as administering the day-to-day business and financial operations.

Ziady began his career in athletic administration at Northeastern University, serving as Assistant Athletic Director for Finance and Administration (1994-98) and Athletics Business Manager (1991-94).

Ziady received a bachelor of arts degree in political science with an emphasis in business studies from Providence College in 1988. He earned a master of business administration (1994) and a master of science in sports management (1989) from Northeastern University.



## **Nate Pomeday** Associate Commissioner (Men's Basketball)

Nate Pomeday joined the American Athletic Conference staff as Associate Commissioner for Men's Basketball in August of 2016.

Pomeday is The American's primary men's basketball administrator and contact for all basketball initiatives and programs, including scheduling, officiating, operations and NCAA basketball relationships.

Pomeday came to The American from the University of Minnesota, where he served as an assistant coach during the 2015-16 campaign and as director of basketball operations in 2014-15. Prior to his arrival at Minnesota, he served a six-year stint as an assistant coach at Oregon State (2008-14) where he helped lead the Beavers to three postseason tournament berths and coordinated the program's recruiting efforts.

Pomeday also served as assistant dean of admission (2006-08) and assistant boys basketball coach (2005-08) at Lake Forest (Illinois) Academy while earning a master of science in sport administration from Northwestern University and graduating in June 2009.

His first stint in the collegiate coaching ranks came in August 2000 when he was named head coach and admission counselor at Calumet College of St. Joseph (Indiana), a position he held until July 2004. At the time, he was the youngest head basketball coach in the nation.

Pomeday was a standout guard at Northwestern from 1995-99 and graduated with a bachelor's degree in communication studies with a concentration in history.



## **Mark Whitehead** Coordinator of Men's Basketball Officiating

Mark Whitehead oversees men's basketball officiating for the American Athletic Conference as part of its consortium with the Southeastern Conference and the Atlantic Sun Conference.

Whitehead is a 31-year veteran of college basketball officiating and five-time NCAA Final Four official.

A native of Denham Springs, La., Whitehead, has worked regularly as an official in the American, SEC, Big 12, Big Ten, Pac-12, Mountain West, Conference USA and Missouri Valley conferences and was selected to work the NCAA men's basketball tournament 22 consecutive years, including 18 times in the NCAA regional round.

He was selected by the NCAA to officiate the Final Four on five occasions, most recently in April at Houston. He also worked Final Four assignments in 1999 at Tampa, 2011 at Houston, 2012 at New Orleans and 2013 at Atlanta.

A 1982 graduate of Southeastern Louisiana, Whitehead earned his Master's degree from SLU in 1984. Whitehead and his wife, the former Terri Skains, have one son, Matthew.



# CONFERENCE STAFF

## **Bernadette Cafarelli** **Associate Commissioner** **(Communications and External Relations)**



Bernadette Cafarelli joined the American Athletic Conference as associate commissioner for communications and external relations in January of 2016.

Cafarelli came to The American after spending the last 22 years at the University of Notre Dame, most recently as assistant athletics director/media relations.

Cafarelli worked as the primary contact for Notre Dame's men's basketball program, while she coordinated game management operations for Irish football games, including press box management.

Before joining the staff at Notre Dame, Cafarelli served as assistant director of marketing, promotions and media relations at Providence College for eight years. She began her career as assistant sports information director at the College of William & Mary.

Cafarelli has been a member of the College Sports Information Directors of America's Academic All-America committee for more than 25 years, including the last four years as the committee co-chair.

Cafarelli earned a bachelor's degree in American Studies from Notre Dame and holds a master's degree in sports administration from Ohio University. She was the 2000 recipient of CoSIDA's Lester Jordan Award, for outstanding contribution to the Academic All-America program, accepted the CoSIDA Arch Ward Award for excellence in 2016, served on CoSIDA's University Division Management Advisory Council from 2010-12, and was inducted into the CoSIDA Hall of Fame in 2013.

## **Ellen Ferris** **Associate Commissioner** **(Governance and Compliance)**



Ellen Ferris joined the American Athletic Conference staff in October of 2013 as Associate Commissioner for Governance and Compliance.

Ferris' responsibilities include coordination and administration of the conference's day-to-day compliance services with member institutions, including interpretative support and rules education.

Before joining the conference staff, Ferris served as Associate Vice President for Athletic Compliance at the University of Southern California. She also served for more than three years at the NCAA and was the Assistant Commissioner for Compliance Services at the Big Sky Conference for three years.

Ferris served on the Board of Directors of the National Association of Athletic Compliance and has been a member of the NAAC Reasonable Standards Committee, the NCAA Division I Legislative Review and Interpretations Committee, the Division I Management Council and the Division I Men's Tennis Committee. She currently serves on the NCAA Division I Infractions Appeal Committee.

Ferris holds an undergraduate degree in education from Texas State University-San Marcos and a master's degree in sport management from the United States Sports Academy. She holds a juris doctor degree from Southern Methodist University.

## **Barbara Jacobs** **Associate Commissioner** **(Women's Basketball)**



Barbara Jacobs, who has worked with the conference since 1995, was promoted to her current position of Associate Commissioner for Women's Basketball in July of 2014.

Jacobs oversees all aspects of The American's women's basketball operations, including television, scheduling, branding and messaging, and management of the conference championship.

Jacobs was the Secretary/Rules Editor for the NCAA Women's Basketball Rules Committee from 1998-2006 and was the tournament manager for the 2004 NCAA East Regional. She was named Vice President of the CCA Coordinators of Officials from 1997-99 and was President from 1999-2001.

Jacobs was head coach at Syracuse from 1978-93, helping the Orange to the 1985 Big East title. She was named Big East Coach of the Year in 1988.

Jacobs was the head coach at Hartwick prior to leading the Syracuse program. During her eight-year tenure at Hartwick, she was also the head field hockey coach, head men's tennis coach, coordinator of women's athletics and a tenured professor of physical education.

Jacobs was inducted into the Syracuse Orange Plus Hall of Fame in 1990 and to the New England Basketball Hall of Fame in 2006.

Jacobs holds a bachelor's degree in physical education from the University of Wisconsin at La Crosse and a master's degree in education from SUNY Cortland.

## **Scott Draper** **Associate Commissioner** **(Football)**



Scott Draper joined the American Athletic Conference staff in April 2014 as Associate Commissioner for Football.

Draper is the conference's primary football administrator and contact for all football initiatives and programs, including scheduling, officiating, operations and bowl relationships.

As the conference's liaison with administrators and coaches from each member institution, Draper works with the commissioner on football budgets and special projects and also provides oversight of the American Athletic Conference Football Championship.

Draper joined The American after most recently serving as Associate Director of Athletics and Director of Development for Athletics at Albion College, a position he held since 2011. Prior to that, he was the Assistant Athletic Director for Football Operations at the University of Michigan, where he was a key staff member of teams that won four Big Ten Football championships, four Rose Bowls, played in 12 bowl games and won the 1997 National Championship. In his role, he supervised football sport administration, strength and conditioning, equipment operations, and athletic training operations. He also served as sport administrator and liaison to admissions, academic services, compliance and eligibility, and dining and housing.

Previously, he was a Football Offensive Graduate Assistant (1995-97) and Assistant Video Coordinator (1992-95) at the University of Michigan.

Draper holds a bachelor's degree in general studies from Eastern Michigan University (1994). He earned a master's degree in business administration from Madonna University in 2012.

**James Siedliski**  
**Associate Commissioner**  
**(Sport Administration & Sponsorships)**



James Siedliski was promoted to his current position of Associate Commissioner in 2006. He serves as The American's primary Olympic sport administrator, overseeing management and operations of the conference's 19 Olympic sport programs.

Siedliski is the conference's primary liaison with Learfield, the league's multimedia rights holder. He additionally has been the tournament manager for The American's annual men's basketball championship since 2015.

Siedliski serves on the NCAA Olympic Sports Liaison Committee through 2020. He was a member of the NCAA Division I Men's Lacrosse Committee from 2011-14, and chaired the committee in 2013 and 2014.

Siedliski came to the conference in 1998 as Director of Sport Administration and was promoted to Assistant Commissioner for Sport Administration in 2000.

Before joining the conference, Siedliski had been Executive Director of the New Jersey Association of USA Track & Field.

Siedliski, a former Division I track and field athlete who ran as a post-graduate with the New York Athletic Club, is a 1989 graduate of Rutgers University.

**Robert Weygand Jr.**  
**Assistant Commissioner**  
**(Sport Administration & Championships)**



Robert Weygand joined the conference staff in 2004 and serves as Assistant Commissioner of Sport Administration and Championships.

Weygand serves as one of the primary administrators and contacts for several American Athletic Conference sports and is the lead office liaison for communication with member schools' administrators, coaching staffs and game officials. He provides on-site management of select conference championships, oversees regular-season scheduling and is the conference's liaison with the members' sports medicine group.

Weygand served as Director of Sport Administration since 2007 after spending three years as Assistant Director of Sport Administration.

Weygand is a 2002 graduate of the University of Rhode Island with a degree in sports medicine. He earned a master's degree in education from Springfield College in 2004.

**Chuck Sullivan**  
**Assistant Commissioner**  
**(Communications)**



Chuck Sullivan was promoted to his current position of Assistant Commissioner for Communications in January of 2015. He has worked with the conference since August 2007.

Sullivan manages the day-to-day communications operations for The American's 22 Division I sports and serves as the primary external relations contact for football.

He plans, programs and coordinates the conference's preseason football media days and is the media relations coordinator for the conference's annual football and baseball championships. He additionally coordinated media operations at Madison Square Garden for the annual Big East men's basketball championship and oversaw all communications and media relations functions for the first two American Athletic Conference men's basketball championships.

Sullivan serves on the media coordination staff for the College Football Playoff National Championship and has served in a similar capacity with the NCAA Final Four and the BCS National Championship.

Before coming to the conference, Sullivan served as Director of Athletic Communications at Harvard University from 2003-07.

Sullivan also served as Assistant Director of Athletics for Communications at Bryant College from 1999-2003. He was previously Sports Information Director at the University of Massachusetts Boston and served as an Athletic Communications Assistant at Princeton University.

Sullivan is a graduate of Boston University with a degree in broadcasting and film.

**Tom Fenstermaker**  
**Director of Communications**  
**(Primary Men's Basketball Contact)**



Tom Fenstermaker joined the American Athletic Conference staff as Director of Communications in August of 2019. He serves as the primary media contact for men's basketball, women's soccer and baseball.

Before coming to The American, Fenstermaker had been the Assistant Athletic Director for Communications at High Point since 2017.

Fenstermaker joined the Panthers after spending five-and-a-half years at the University of Virginia where he served as an Assistant Athletics Media Relations Director.

He was the primary media contact for the 2012 NCAA champion rowing team and facilitated the media coverage for eight individual NCAA championships as well as five Olympians who captured a total of three gold medals and one bronze.

Fenstermaker also spent three years at UMBC where he worked with the volleyball, swimming and diving, cross country/track and field and baseball programs and assisted with men's lacrosse and men's basketball. He also oversaw the video production department at UMBC and was the head statistician for men's and women's basketball and women's lacrosse.

A native of Gaithersburg, Maryland, Fenstermaker graduated from Towson University with a bachelor's degree in sport management in 2008.

# CONFERENCE STAFF



**Patrick Colbert**  
Senior Director of  
Sport Administration &  
Championships  
Joined Conference Staff  
2012



**Andrea Dahly**  
Senior Director of  
Compliance  
Joined Conference Staff  
2014



**Karen Giblin**  
Director of Business Affairs  
Joined Conference Staff  
2014




**Megan Erbes**  
Director of Communications  
Joined Conference Staff  
2018



**Ryan Kelly**  
Director of  
Football Operations  
Joined Conference Staff  
2018



**Katie Ristow**  
Director of Creative Services  
and Design  
Joined Conference Staff  
2018



**Hali Oughton**  
Director of  
Digital Media and Reporter  
Joined Conference Staff  
2014



**Tony Jones**  
Assistant Director of  
Communications  
Joined Conference Staff  
2019



**Kathy Kirkpatrick**  
Receptionist  
Joined Conference Staff  
1990



**Kauri Black**  
Assistant Director of  
Broadcast Scheduling  
Joined Conference Staff  
2015



**Jordan Reid**  
Assistant Director of  
Sport Administration &  
Championships  
Joined Conference Staff  
2017



**Cory Kamerschak**  
Assistant Director of Video  
and Creative Services  
Joined Conference Staff  
2018



**Lisa Zaneccchia**  
Assistant to the  
Commissioner  
Joined Conference Staff  
1982



**Francesca Spinella**  
Coordinator for Compliance  
and Sport Administration  
Joined Conference Staff  
2017



**Lois DeBlois**  
Executive Assistant  
for Administration  
Joined Conference Staff  
1991

# AMERICAN ATHLETIC CONFERENCE NOTEBOOK

## RECORD-SETTING SEASON

The American set a conference record with seven postseason teams in 2019. The league tied its high-water mark with four NCAA teams and reached the number for the first time since 2016. Additionally, two squads made the NIT with one in the CBI. 2018-19 marked the first season in which seven teams reached 20 wins, besting 2015-16 (six teams). American teams finished 13-5 in postseason play.

## AMERICAN/SEC ALLIANCE

New for 2019-20, The American has entered into a scheduling alliance with the SEC that features four teams from each conference playing home-and-home series over the course of each of the next two seasons.

The matchups in the American/SEC Alliance for 2019-20 are Georgia at Memphis, Ole Miss at Wichita State, Houston at South Carolina and SMU at Vanderbilt.

## RAISING TROPHIES

Four league teams earned tournament wins this season. UCF was victorious in the Myrtle Beach Invitational in week two while two other squads raised trophies in week three.

Houston went to BYU and earned a 76-62 win in front of a crowd of over 10,000 fans to win the Men Against Breast Cancer Cougar Cup championship. Senior Corey Davis, Jr. was selected as the Most Outstanding Player.

Cincinnati followed suit with an Emerald Coast Classic championship victory over Ole Miss, 71-57. Junior Jarron Cumberland averaged 26.0 points in two games to take tournament MVP honors.

USF finished the season on a high note, winning the College Basketball Invitational trophy after defeating DePaul in a best-of-three series in the finals. Under the direction of Brian Gregory, the Bulls completed the top turnaround in the NCAA in 2018-19, winning 14 more games than in 2017-18 and finished with a program-record 24 wins. David Collins was named the CBI MVP.



# AMERICAN ATHLETIC CONFERENCE NOTEBOOK



## MEMPHIS CLAWING ITS WAY BACK

Memphis has the No. 1 recruiting class in the country, according to the long running Recruiting Services Combined index, a composite score of rankings from four nationally recognized recruiting services - Rivals.com, 247Sports, ESPN and Van Coleman.

Under second-year head coach Penny Hardaway, the Tigers will look to qualify for the NCAA Tournament for the first time since 2014. Hardaway's first full recruiting class features five top-100 prospects, including center James Wiseman (1) and forward Precious Achiuwa (14) in the top 20.

## AWARD WINNERS RETURNING

The American is the only conference in the country that can boast that every athletic award winner from a season ago returns for the 2019-20 season, including Player of the Year Jarron Cumberland of Cincinnati.

## WELCOME JOHN BRANNEN

John Brannen moves across the Ohio River to take over the reigns at Cincinnati. Brannen served as the head coach at Northern Kentucky for five seasons and compiled a record of 82-52, making a pair of NCAA Tournaments in 2017 and 2019. Brannen takes over a Cincinnati squad that has made nine consecutive NCAA Tournaments.

## HUNTER MAKING WAVES

In late March, it was announced that Ron Hunter would be the next head coach at Tulane. Hunter brings a wealth of experience, including 25 years as a head coach at Georgia State and IUPUI. He has coached four NCAA Tournament squads, including three of the last four years at Georgia State.

## CHERRY AND WHITE RUNS THROUGH MCKIE'S BLOOD

After a 2018-19 season serving as associate head coach at Temple in Fran Dunphy's final season of a long and storied career, Aaron McKie takes over as head coach. McKie starred at Temple under Hall of Fame coach John Chaney and served as an assistant the past five years under Dunphy. McKie led the Owls to the 1993 Elite Eight and is one of the best players in Temple history.



# 2019-20 COMPOSITE SCHEDULE

Date/Game	Time (ET)	TV	Date/Game	Time (ET)	TV
<b>Tuesday, Nov. 5</b>			<b>Saturday, Nov. 23</b>		
Houston Baptist at Tulsa	1 p.m.	ESPN3	Ole Miss at Memphis, Tenn.	1 p.m.	ESPN3
VMI at ECU	7 p.m.	ESPN3	Charleston at UCF	2 p.m.	ESPN3
South Carolina State at Memphis	8 p.m.	ESPN3	Oral Roberts at Wichita State	3 p.m.	Cox/ESPN3
Arkansas-Pine Bluff at USF	8 p.m.	ESPN3	SMU at UNLV (8)	10:30 p.m.	Facebook
Jacksonville State at SMU	8 p.m.	ESPN3	Cincinnati vs. Western Kentucky/Bowling Green (10)	TBD	FloHoops
Drexel at Temple	8 p.m.	ESPN3	ECU vs. UMKC/George Washington (7)	TBD	
Omaha at Wichita State	8 p.m.	Cox/ESPN3			
<b>Wednesday, Nov. 6</b>			<b>Monday, Nov. 25</b>		
Southeastern Louisiana at Tulane	8 p.m.	ESPN3	USF vs. Loyola Chicago (3)	TBD	
Cincinnati at Ohio State	8:30 p.m.	FS1			
<b>Friday, Nov. 8</b>			<b>Tuesday, Nov. 26</b>		
Sacred Heart at UConn	7 p.m.	SNY/ESPN3	Wichita State vs. South Carolina (5)	6 p.m.	CBSSN
UTC at Memphis (2)	7 p.m.	ESPN3	Houston Baptist at Houston	7 p.m.	ESPN3
ECU at Navy	8:30 p.m.	CBSSN	USF vs. Colorado State/New Mexico State (3)	TBD	
<b>Saturday, Nov. 9</b>			<b>Wednesday, Nov. 27</b>		
Morgan State at Temple	2 p.m.	ESPN3	South Carolina State at Tulsa	2 p.m.	ESPN3
Prairie View AGM at UCF	3 p.m.	ESPN3	Hartford at SMU (8)	7 p.m.	ESPN3
Texas Southern at Wichita State	3 p.m.	Cox/ESPN3	Wichita State vs. Northern Iowa/West Virginia (5)	TBD	CBSSN
Tulsa at UT Arlington	8 p.m.	ESPN+			
<b>Sunday, Nov. 10</b>			<b>Thursday, Nov. 28</b>		
Boston College at USF	Noon	CBSSN	Temple vs. Maryland (11)	11 a.m.	ESPN2
			UCF vs. Penn (12)	8:30 p.m.	ESPN3
			Memphis vs. NC State (2)	TBD	ESPN2
<b>Monday, Nov. 11</b>			<b>Friday, Nov. 29</b>		
Drake at Cincinnati	7 p.m.	ESPN3	Abilene Christian at SMU (8)	8 p.m.	ESPN3
			UCF vs. Pepperdine/Arizona (12)	TBD	ESPN2
			Temple vs. Texas AGM/Harvard (11)	TBD	ESPN/ESPN2
<b>Tuesday, Nov. 12</b>			<b>Saturday, Nov. 30</b>		
ECU at Appalachian State	7 p.m.	ESPN3	UNLV at Cincinnati	7 p.m.	ESPN3
Alabama State at Houston	7 p.m.	ESPN3	ECU at James Madison	TBD	FloHoops
New Orleans at SMU	8 p.m.	ESPN3	Tulsa at Vanderbilt (6)	TBD	
Jackson State at Tulane	8 p.m.	ESPN3			
Oral Roberts at Tulsa	8 p.m.	ESPN3			
Miami (Fla.) at UCF	9 p.m.	CBSSN			
Memphis at Oregon	9 p.m.	ESPN			
<b>Wednesday, Nov. 13</b>			<b>Sunday, Dec. 1</b>		
IUPUI at USF (3)	7 p.m.	ESPN3	Maine at UConn	1 p.m.	SNY/ESPN3
Saint Joseph's at UConn (4)	TBD	CBSSN	Southern at Tulane	2 p.m.	ESPN3
<b>Thursday, Nov. 14</b>			<b>Monday, Dec. 2</b>		
Alabama AGM at Cincinnati	7 p.m.	ESPN3	Furman at USF	7 p.m.	ESPN3
<b>Friday, Nov. 15</b>			<b>Tuesday, Dec. 3</b>		
BYU at Houston	9 p.m.	ESPN3	Vermont at Cincinnati	7 p.m.	CBSSN
			Coppin State at ECU	7 p.m.	ESPN3
			Northwestern State at SMU	8 p.m.	ESPN3
			Bradley at Memphis	9 p.m.	CBSSN
<b>Saturday, Nov. 16</b>			<b>Wednesday, Dec. 4</b>		
Northwestern State at Tulane	2 p.m.	ESPN3	Texas State at Houston	7 p.m.	ESPN3
Alcorn State at Memphis (2)	3 p.m.	ESPN3	Iona at UConn	7 p.m.	SNY/ESPN3
UT Martin at Wichita State (5)	3 p.m.	Cox/ESPN3	Arkansas-Pine Bluff at Tulsa	8 p.m.	ESPN3
Austin Peay at Tulsa (6)	3 p.m.	ESPN3	Tulane at Southern Miss	8 p.m.	
Liberty at ECU (7)	4 p.m.	ESPN3			
Jackson State at SMU (8)	TBD				
Temple at La Salle	TBD	ESPN+			
<b>Sunday, Nov. 17</b>			<b>Thursday, Dec. 5</b>		
Florida at UConn	3 p.m.	ESPN	Central Arkansas at Wichita State	8 p.m.	Cox/ESPN3
UCF at Illinois State	TBD				
<b>Monday, Nov. 18</b>			<b>Friday, Dec. 6</b>		
SMU at Evansville	7 p.m.		Dartmouth at USF	8 p.m.	ESPN3
<b>Tuesday, Nov. 19</b>			<b>Saturday, Dec. 7</b>		
Houston at Rice	8 p.m.		NJIT at UCF	Noon	ESPN3
Gardner-Webb at Wichita State (5)	8 p.m.	Cox/ESPN3	Memphis at UAB	2 p.m.	
			Cincinnati at Xavier	5 p.m.	FS1
			Missouri at Temple	7:30 p.m.	ESPN3
			Georgetown at SMU	9:30 p.m.	ESPN3
			Arkansas State at Tulsa	TBD	
<b>Wednesday, Nov. 20</b>			<b>Sunday, Dec. 8</b>		
Little Rock at Memphis (2)	8 p.m.	ESPN3	Houston at South Carolina	Noon	ESPN3
Southeastern Louisiana at Tulsa (6)	8 p.m.		Tulane vs. Saint Louis (13)	1:30 p.m.	
			Wichita State at Oklahoma State	6 p.m.	ESPN3
<b>Thursday, Nov. 21</b>			<b>Tuesday, Dec. 10</b>		
Tulane vs. Mississippi State (9)	1:30 p.m.	ESPN2/ESPN3	Saint Joseph's at Temple	7 p.m.	ESPN3
Wofford at USF	7 p.m.	ESPN3	UConn vs. Indiana (14)	9 p.m.	ESPN3
UConn vs. Buffalo (4)	9 p.m.	ESPN3	Green Bay at USF	8 p.m.	ESPN3
<b>Friday, Nov. 22</b>			<b>Wednesday, Dec. 11</b>		
ECU vs. Evansville (7)	8 p.m.		UT Arlington at Houston	7 p.m.	ESPN3
Houston at Oregon	9 p.m.	Pac-12 Network	Boise State at Tulsa	8 p.m.	ESPN3
Temple at USC (11)	11 p.m.	Pac-12 Network			
Cincinnati vs. Illinois State (10)	TBD	FloHoops			
UConn vs. Xavier/Towson (4)	TBD	ESPN3/ESPN3			
Tulane vs. Villanova/MTSU (9)	TBD	ESPN2/ESPN3			

# 2019-20 COMPOSITE SCHEDULE

Date/Game	Time (ET)	TV	Date/Game	Time (ET)	TV
<b>Saturday, Dec. 14</b>			<b>Wednesday, Jan. 8</b>		
Tulsa at Arkansas	1:30 p.m.	ESPN	Tulsa at Cincinnati*	7 p.m.	ESPN2/ESPNU
Memphis at Tennessee	3 p.m.	ESPN	UCF at SMU*	8 p.m.	ESPN3
Campbell at ECU	4 p.m.	ESPN3	Tulane at UConn*	9 p.m.	CBSSN
Oklahoma at Wichita State	6 p.m.	ESPN2	<b>Thursday, Jan. 9</b>		
Colgate at Cincinnati	7 p.m.	ESPN3	Memphis at Wichita State*	7 p.m.	ESPN/ESPN2
<b>Sunday, Dec. 15</b>			<b>Saturday, Jan. 11</b>		
Sacred Heart at UCF	2 p.m.	ESPN3	Cincinnati at UCF*	Noon	ESPN2
Oklahoma State at Houston	3 p.m.	ESPN2	Tulane at Temple*	Noon	ESPNU
Drexel at USF	4 p.m.	ESPN3	SMU at ECU*	2 p.m.	ESPNU
<b>Monday, Dec. 16</b>			Houston at Tulsa*	4 p.m.	ESPN/ESPN2
Alcorn State at Tulane	8 p.m.	ESPN3	<b>Sunday, Jan. 12</b>		
<b>Tuesday, Dec. 17</b>			Wichita State at UConn*	Noon	CBSSN
UMES at ECU	7 p.m.		Memphis at USF*	TBD	ESPN2
Temple vs. Miami (Fla.) (15)	9:30 p.m.	ESPNU	<b>Tuesday, Jan. 14</b>		
<b>Wednesday, Dec. 18</b>			UCF at Tulane*	8 p.m.	ESPN3
Bethune-Cookman at UCF	7 p.m.		<b>Wednesday, Jan. 15</b>		
Tennessee at Cincinnati	7 p.m.	ESPN2	Tulsa at ECU*	7 p.m.	ESPN3
St. Peter's at UConn	7 p.m.	SNY/ESPN3	SMU at Houston*	9 p.m.	CBSSN
USF vs. Utah State (16)	TBD		Wichita State at Temple*	9 p.m.	ESPN2/ESPNU
<b>Thursday, Dec. 19</b>			<b>Thursday, Jan. 16</b>		
UTEP vs. Houston (20)	7 p.m.	ESPN3	Cincinnati at Memphis*	7 p.m.	ESPN
<b>Friday, Dec. 20</b>			<b>Saturday, Jan. 18</b>		
SMU vs. Georgia	7 p.m.	SEC Network	UConn at Villanova	Noon	FS1
Tulane vs. Akron (17)	TBD		Houston at Wichita State*	4 p.m.	ESPN2/ESPNU
<b>Saturday, Dec. 21</b>			USF at UCF*	6 p.m.	ESPNU
VCU at Wichita State	Noon	ESPN2	Temple at SMU*	8 p.m.	ESPN2/ESPNU
Jackson State at Memphis	1 p.m.	ESPN3	Tulsa at Tulane*	TBD	ESPN3
Rider at Temple	1 p.m.	ESPN3	<b>Sunday, Jan. 19</b>		
USF vs. Florida State (19)	2 p.m.	FS2	ECU at Cincinnati*	6 p.m.	ESPNU
UCF at Oklahoma	2 p.m.	Fox Sports DK	<b>Tuesday, Jan. 21</b>		
Colorado State at Tulsa	8 p.m.	ESPN3	Wichita State at USF*	7 p.m.	ESPNEWS
Cincinnati vs. Iowa (18)	9 p.m.	Big Ten Network	<b>Wednesday, Jan. 22</b>		
<b>Sunday, Dec. 22</b>			Cincinnati at Temple*	7 p.m.	ESPNEWS
New Hampshire at UConn	1 p.m.	SNY/ESPN3	ECU at SMU*	8 p.m.	ESPN3
Houston vs. Portland (20)	3 p.m.	ESPNU	Memphis at Tulsa*	9 p.m.	ESPNU
Charlotte at ECU	4 p.m.	ESPN3	<b>Thursday, Jan. 23</b>		
<b>Monday, Dec. 23</b>			UConn at Houston*	9 p.m.	ESPNU
Georgia State at SMU	8 p.m.	ESPN3	<b>Saturday, Jan. 25</b>		
Houston vs. Georgia Tech/Boise State (20)	TBD		Temple at Penn	2 p.m.	
<b>Saturday, Dec. 28</b>			SMU at Memphis*	4 p.m.	CBSSN
Eastern Kentucky at ECU	4 p.m.	ESPN3	Tulane at ECU*	6 p.m.	ESPNU
New Orleans at Memphis	TBD	ESPN2/ESPNU	UCF at Wichita State*	8 p.m.	ESPNU
<b>Sunday, Dec. 29</b>			<b>Sunday, Jan. 26</b>		
NJIT at UConn	1 p.m.	SNY/ESPN3	Tulsa at UConn*	Noon	CBSSN
Abilene Christian at Wichita State	3 p.m.	Cox/ESPN3	USF at Houston*	2 p.m.	CBSSN
Florida Atlantic at USF	5 p.m.	ESPN3	<b>Tuesday, Jan. 28</b>		
Tulsa at Kansas State	6 p.m.		SMU at Cincinnati*	7 p.m.	ESPNEWS
<b>Tuesday, Dec. 31</b>			<b>Wednesday, Jan. 29</b>		
Tulane at Memphis*	1 p.m.	CBSSN	Memphis at UCF*	7 p.m.	ESPN2/ESPNU
Temple at UCF*	2 p.m.	ESPNU	Temple at UConn*	7 p.m.	ESPNEWS
<b>Wednesday, Jan. 1</b>			Houston at ECU*	7 p.m.	ESPN3
ECU at Wichita State*	3 p.m.	ESPNU	USF at Tulane*	8 p.m.	ESPN3
USF at SMU*	5 p.m.	ESPN3	<b>Saturday, Feb. 1</b>		
UConn at Cincinnati*	7 p.m.	CBSSN	UConn at Memphis*	1 p.m.	CBS
<b>Friday, Jan. 3</b>			UCF at USF*	4 p.m.	ESPNU
UCF at Houston*	7 p.m.	ESPN2	Houston at Cincinnati*	6 p.m.	ESPN2
Temple at Tulsa*	9 p.m.	ESPNU	Wichita State at Tulsa*	6 p.m.	ESPNU
<b>Saturday, Jan. 4</b>			ECU at Temple*	8 p.m.	CBSSN
Georgia at Memphis (1)	1 p.m.	CBS	Tulane at SMU*	8 p.m.	ESPNU
UConn at USF*	2 p.m.	ESPN2/ESPNU	<b>Wednesday, Feb. 5</b>		
Cincinnati at Tulane*	4 p.m.	CBSSN	Temple at Memphis*	8 p.m.	CBSSN
Ole Miss at Wichita State (1)	4 p.m.	ESPN2/ESPNU			
SMU at Vanderbilt (1)	9 p.m.	SEC Network			
<b>Tuesday, Jan. 7</b>					
USF at ECU*	7 p.m.	ESPN3			
Houston at Temple*	7 p.m.	CBSSN			

# 2019-20 COMPOSITE SCHEDULE

Date/Game	Time (ET)	TV	Date/Game	Time (ET)	TV
<b>Thursday, Feb. 6</b>			<b>Tuesday, Feb. 25</b>		
UCF at ECU*	7 p.m.	ESPN3	Memphis at SMU*	9 p.m.	CBSSN
UConn at Tulsa*	7 p.m.	ESPN/ESPN2	Tulane at Tulsa*	9 p.m.	ESPNU
Cincinnati at Wichita State*	7 p.m.	ESPN/ESPN2	<b>Wednesday, Feb. 26</b>		
Tulane at Houston*	9 p.m.	ESPNU	ECU at USF*	7 p.m.	ESPN3
<b>Saturday, Feb. 8</b>			UCF at UConn*	7 p.m.	ESPN2/ESPNU
SMU at Temple*	Noon	ESPNU	<b>Thursday, Feb. 27</b>		
USF at Memphis*	4 p.m.	CBSSN	Temple at Wichita State*	7 p.m.	ESPN/ESPN2
ECU at Tulane*	6 p.m.	ESPNU	<b>Saturday, Feb. 29</b>		
<b>Sunday, Feb. 9</b>			UConn at ECU*	2 p.m.	ESPN2/ESPNU
Cincinnati at UConn*	Noon	CBSSN	UCF at Tulsa*	6 p.m.	ESPNU
Tulsa at UCF*	2 p.m.	ESPN3	Memphis at Tulane*	8 p.m.	CBSSN
Wichita State at Houston*	3 p.m.	ESPN	<b>Sunday, March 1</b>		
<b>Wednesday, Feb. 12</b>			USF at Temple*	Noon	CBSSN
UConn at SMU*	7 p.m.	ESPNEWS	Cincinnati at Houston*	1 p.m.	ESPN
Temple at Tulane*	8 p.m.	ESPN3	Wichita State at SMU*	4 p.m.	ESPNU
ECU at Tulsa*	8 p.m.	ESPN3	<b>Tuesday, March 3</b>		
Houston at USF*	9 p.m.	ESPN2/ESPNU	Cincinnati at USF*	7 p.m.	ESPNU
<b>Thursday, Feb. 13</b>			<b>Wednesday, March 4</b>		
Wichita State at UCF*	7 p.m.	ESPN/ESPN2	SMU at UCF*	7 p.m.	ESPN3
Memphis at Cincinnati*	7 p.m.	ESPN/ESPN2	Tulsa at Temple*	7 p.m.	ESPN3
<b>Saturday, Feb. 15</b>			<b>Thursday, March 5</b>		
Tulsa at USF*	Noon	ESPNU	Houston at UConn*	7 p.m.	CBSSN
Houston at SMU*	2 p.m.	ESPN2/ESPNU	Wichita State at Memphis*	9 p.m.	ESPN/ESPN2
<b>Sunday, Feb. 16</b>			<b>Saturday, March 7</b>		
Cincinnati at ECU*	Noon	CBSSN	SMU at USF*	7 p.m.	ESPN3
Villanova at Temple	1 p.m.	ESPN	Temple at Cincinnati*	8 p.m.	CBSSN
Tulane at Wichita State*	2 p.m.	CBSSN	<b>Sunday, March 8</b>		
Memphis at UConn*	3 p.m.	ESPN	Memphis at Houston*	Noon	CBS
<b>Wednesday, Feb. 19</b>			ECU at UCF*	2 p.m.	ESPNU
UCF at Cincinnati*	7 p.m.	ESPN2/ESPNU	UConn at Tulane*	4 p.m.	ESPNU
ECU at Memphis*	7 p.m.	CBSSN	Tulsa at Wichita State*	4 p.m.	CBSSN
SMU at Tulane*	8 p.m.	ESPN3	<b>Thursday, Feb. 20</b>		
Tulsa at Houston*	9 p.m.	ESPN2/ESPNU	UConn at Temple*	7 p.m.	ESPN/ESPN2
<b>Thursday, Feb. 20</b>			USF at Wichita State*	7 p.m.	CBSSN
<b>Saturday, Feb. 22</b>			<b>Saturday, Feb. 22</b>		
Tulane at UCF*	Noon	ESPNU	Tulane at UCF*	Noon	ESPNU
Houston at Memphis*	2 p.m.	ESPN/E2/EU	Houston at Memphis*	2 p.m.	ESPN/E2/EU
SMU at Tulsa*	6 p.m.	ESPNU	SMU at Tulsa*	6 p.m.	ESPNU
<b>Sunday, Feb. 23</b>			<b>Sunday, Feb. 23</b>		
Temple at ECU*	Noon	ESPNU	Temple at ECU*	Noon	ESPNU
Wichita State at Cincinnati*	1 p.m.	ESPN	Wichita State at Cincinnati*	1 p.m.	ESPN
USF at UConn*	2 p.m.	CBSSN	USF at UConn*	2 p.m.	CBSSN

- (1) American/SEC Alliance
- (2) Barclays Classic (Brooklyn, N.Y.)
- (3) Cayman Islands Classic (George Town, Grand Cayman)
- (4) Charleston Classic (Charleston, S.C.)
- (5) Cancun Challenge (Cancun, Mexico)
- (6) Vanderbilt Invitational
- (7) Island of the Bahamas (Nassau, Bahamas)
- (8) UNLV Classic
- (9) Myrtle Beach Invitational (Myrtle Beach, S.C.)
- (10) Paradise Jam (St. Thomas, U.S. Virgin Islands)
- (11) Orlando Invitational (Orlando, Fla.)
- (12) Wooden Legacy (Anaheim, Calif.)
- (13) Air Force Reserve Jerry Colangelo Classic (Phoenix, Ariz.)
- (14) Jimmy V Classic (New York, N.Y.)
- (15) Basketball Hall of Fame Invitational (Brooklyn, N.Y.)
- (16) Battleground 2K19 (Houston, Texas)
- (17) Battle for the Capital (Washington, D.C.)
- (18) Chicago Legends (Chicago, Ill.)
- (19) Orange Bowl Classic (Sunrise, Fla.)
- (20) Diamond Head Classic (Honolulu, Hawaii)



# THE AMERICAN DIGITAL NETWORK

The most in-depth coverage of the 2019-20 American Athletic Conference men's basketball season can once again be found on the American Digital Network, the comprehensive streaming video platform of The American and its 12 member institutions.

The American's partnership with L2 Productions provides video production services for more than 65 events annually on the American Digital Network through the 2019-20 academic year.

The American and L2 Productions have collaborated on live video production of regular-season and championship events for the past four years. All events are carried by professional-grade, multiple-camera productions which include accomplished play-by-play announcers and expert analysts.

As a result of the partnership, the American Digital Network will continue to provide complete live video coverage of The American's postseason championships in volleyball, cross country, swimming and diving, indoor track and field, outdoor track and field, tennis, golf and rowing.

The ADN will also provide coverage of many games of the conference's women's soccer, men's soccer, softball and baseball championships that are not carried by one of the conference's television partners.

Additionally, the American Digital Network will provide coverage of regular-season women's basketball games as well as select regular-season contests in soccer, volleyball, softball and baseball. The ADN will have full wraparound coverage of The American's postseason championships in football and men's and women's basketball.

In addition to its coverage of regular-season and championship events, the American Digital Network is the home for on-demand previews and game highlights as well as "The Rise," a weekly look at the conference that includes scores, highlights and feature stories.

The American Digital Network is also the primary source for coverage of 2019 Basketball Media Day in Philadelphia. Coverage in 2019 will again include live segments from the event's live podium sessions with Commissioner Mike Aresco, live shows featuring in-depth interviews from players and coaches and round-table sessions with all 12 coaches.

All of The American Digital Network productions are available on Facebook.



[Facebook.com/AmericanConf](https://www.facebook.com/AmericanConf)



# MEN'S BASKETBALL CHAMPIONSHIP SITE



## 2020-22: DICKIES ARENA • FORT WORTH, TEXAS

American Athletic Conference Commissioner Mike Aresco announced in August 2017 that Dickies Arena in Fort Worth, Texas, has been selected to host the 2020-22 American Athletic Conference Men's Basketball Championships. The dates of the championships will be March 12-15, 2020; March 11-14, 2021; and March 10-13, 2022.

Dickies Arena is scheduled to open in 2019 and has already been selected as the host for the 2022 NCAA Men's Basketball Tournament first and second rounds in addition to the 2020-22 NCAA Women's Gymnastics Championship. The 14,000-seat arena will include two premium club spaces, 40 suites, 10 loge boxes and a warmup arena that can stage a full practice court.

"We are delighted to partner with the city of Fort Worth and Dickies Arena for our 2020-22 Men's Basketball Championships," Aresco said. "This three-year agreement will bring our Men's Championship to a vibrant, sports-minded community that embraces major events and extends wonderful hospitality to visitors. Dickies Arena is a state-of-the-art facility that our student-athletes, coaches and fans, as well as a national television audience, will enjoy."

"We look forward to working with Matt Homan, President and General Manager of Multipurpose Arena Fort Worth, and Bob Jameson, President and CEO of the Fort Worth Convention and Visitors Bureau, and thank them for their support and vision, which will make this an extremely successful event."

Located in Fort Worth's Cultural District, Dickies Arena sits among a thriving tourism area and just 10 minutes from downtown Fort Worth. Six of The American's 12 members are located within driving distance

of Fort Worth, while the other six members have direct flight options to the metropolitan area.

"Earning the opportunity to host the American Athletic Conference Men's Basketball Championship in addition to major NCAA wins earlier this year shows that we have quickly become a player on the national event scene," said Matt Homan, President and General Manager of Multipurpose Arena Fort Worth (MAFW), the not-for-profit operating entity of Dickies Arena. "We look forward to welcoming The American and its member institutions, as well as their student-athletes, alumni and fans to Fort Worth and to showcasing our incredible facility and city."

"Fort Worth takes great pride in hosting world-class sporting events, and we are excited about The American's decision," said Bob Jameson, President and CEO of the Fort Worth Convention & Visitors Bureau. "With the new Dickies arena and our nationally recognized downtown, we are confident American Athletic Conference student-athletes and fans will enjoy the championship atmosphere Fort Worth provides."

The successful bid was due to a partnership between MAFW and the Fort Worth Convention & Visitor's Bureau. The American Men's Basketball Championship joins an impressive list of sporting events in the Fort Worth area, including the PGA Tour, Fort Worth Stock Show and Rodeo, two NASCAR races and a Verizon IndyCar Series race.

All 12 American Athletic Conference schools will participate in the 2020-22 championships. The format currently calls for four first-round games on the first day, followed by four quarterfinal matchups, two semifinal contests and the championship game.

# MEN'S BASKETBALL TIE-BREAKERS

## Seeding & Tie-Breaking Procedures

Overall Conference record, at the conclusion of the regular season, is used to seed teams numbering 1 through 12. If an institution is ineligible for tournament competition, all tiebreaking procedures will be followed, then the ineligible team will be removed from the tournament field and seeds will be adjusted accordingly in an upward manner.

The following procedures are in place to establish seeding for the championship and to break ties. Follow the appropriate steps in order.

### Two-Team Tie

1. Regular season head-to-head results (one or two games). If the tied teams split their two games, then proceed to Step 2.
2. Each team's record vs. the team or tied teams occupying the highest position in the standings. Continue down through the standings until one team gains an advantage.

When comparing records against a single team or collective tied teams (before ties are broken), the following may apply:

- a. If the games played against the team or group are equal, winning percentage prevails.
- b. If the games played against the team or group are unequal, the following scenarios apply:
  - i. Most wins do prevail only if the team with fewer wins could not equal that win total if they played the same number of games. Two examples of many scenarios that do provide an advantage:

1) Team A 2-0	2) Team A 3-0
Team B 0-1	Team B 1-1
  - ii. Most wins do not prevail if the team with fewer wins could equal or surpass the win total of the other team. Two examples of many scenarios that do not provide an advantage:

1) Team A 1-1	2) Team A 2-0
Team B 0-1	Team B 1-0
  - iii. Fewer losses do not prevail if the teams have the same number of wins and if the team with fewer games could equal or surpass the loss total of the other team. Two examples of many scenarios that do not provide an advantage:

1) Team A 1-0	2) Team A 0-1
Team B 1-1	Team B 0-2
- c. If an advantage is not determined, proceed to the next team or group in the standings for comparison.
- d. If the tie cannot be broken after continuing down through the last team or teams in the standings, revert back to comparing records against the top teams in order and allow winning percentage to prevail even if there is a comparison of unequal games. Only then, if the percentages are both 1.000, is 2-0 better than 1-0. However, the reverse is not true - no team gains advantage when all have a .000 winning percentage (0-1 is never better than 0-2).

### Multiple-Team Tie (3 or more teams)

1. Teams are viewed as a "mini-conference" when comparing head-to-head results. The team with the best record (as determined by winning percentage, even if unequal games) vs. the other teams in the mini-conference gains the advantage. The team with the worst record (as determined by winning percentage, even if unequal games) vs. the other teams in the mini-conference is seeded the lowest.
  - a. If only two teams have the same best winning percentage in the miniconference, the higher seed goes to the team winning the head-to-head series.
  - b. If the two teams split their two games, then proceed to Step 2 under Two-Way ties. To seed the remaining team(s) in this mini-conference, proceed to (e) below.
  - c. If three or more (but not all) teams have the same best winning percentage in the original mini-conference, then those tied teams create a new miniconference and

follow this same procedure beginning of Step 1 (Multiple Team Tie).

d. If all teams in the mini-conference have the same mini-conference record, proceed to Step 2 below.

e. After the top or bottom teams in a mini-conference are determined, the remaining teams are ranked by their record in the original mini-conference.

- i. If there are any remaining teams tied by their record in the mini-conference, then head-to-head results will determine the higher seed.
- ii. If the teams split two games, then proceed back to the two-way tie breaking procedure.
- iii. If there are at least three teams remaining tied by their record in the miniconference, they would then form a new mini-conference and follow the procedure again at the beginning of Step 1 (Multiple-Team Tie).

2. Compare each team's record vs. the team or group of tied teams occupying the highest position in the standings. Continue down through the standings until one or more teams gain an advantage. If two teams have the exact same advantage (i.e., having the same and better record against a compared team relative to their miniconference), they are separated at that point by the two-way tiebreaker procedure. The next step would take you back to Step 1 (e) (Multiple-Team Tie). When comparing records against a single team or collective tied teams (before ties are broken), the following may apply:

- a. The games played against the team or group are equal, winning percentage prevails.
- b. If the games played against the team or group are unequal, the following scenarios apply:
  - i. Most wins do prevail only if the team(s) with fewer wins could not equal that win total if they played the same number of games. Two examples of many scenarios that do provide an advantage:

1) Team A 2-0	2) Team A 3-1
Team B 1-1	Team B 1-2
Team C 0-1	Team C 1-2
  - ii. Most wins do not prevail if the team(s) with fewer wins could equal or surpass the win total of the other team. Two examples of many scenarios that do not provide an advantage:

1) Team A 2-1	2) Team A 1-2
Team B 1-1	Team B 0-2
Team C 1-1	Team C 0-2
  - iii. Fewer losses do not prevail if the team(s) have the same number of wins, but the team with fewer games could equal or surpass the loss total of the other tied teams. Two examples of many scenarios that do not provide an advantage:

1) Team A 2-0	2) Team A 0-2
Team B 2-1	Team B 0-3
Team C 2-1	Team C 0-3
- c. If an advantage is not determined, proceed to the next team or group in the standings for comparison.
- d. If the tie cannot be broken after continuing down through the last team or teams in the standings, revert back to comparing records against the top teams in order and allow winning percentage to prevail even if there is a comparison of unequal games. Only then, if the percentages are both 1.000, is 2-0 better than 1-0. However, the reverse is not true - no team gains advantage when all have a .000 winning percentage (0-1 is never better than 0-2).

### Coin Flip

If any ties still exist after implementing all of the above tie-breaking procedures, a coin flip is required. The procedure takes place at the Conference office or onsite immediately following the conclusion of the last regular season conference game. The Commissioner or his designee will administer this procedure. This session is open to the media and to athletic department representatives of the tied teams.



## UNIVERSITY OF CENTRAL FLORIDA

**Location:** Orlando, Fla.  
**Enrollment:** 67,000+  
**Founded:** 1963  
**Nickname:** Knights  
**Colors:** Black and Gold  
**Website:** UCFKnights.com  
**Arena:** Addition Financial Arena (10,000)  
**Interim President:** Dr. Thad Seymour Jr.  
**VP/Director of Athletics:** Dr. Daniel J. White

## STRATEGIC COMMUNICATIONS

**Assistant Athletic Director:** Daniel Forcella  
**Office Phone:** (407) 823-2142  
**Mobile:** (207) 650-6790  
**E-mail:** dforcella@athletics.ucf.edu

## TEAM FACTS

**2018-19 Overall Record:** 24-9  
**2018-19 American Record/Finish:** 13-5/T-3rd  
**2018-19 Postseason:** NCAAs, Second Round  
**First Year of Basketball:** 1969-70  
**All-Time Record:** 763-622  
**Lettermen Returning/Lost:** 3/6  
**Starters Returning/Lost:** 1/4  
**Newcomers:** 10

## SOCIAL MEDIA

**Twitter:** @UCF\_MBB  
**Instagram:** UCF.MBB  
**Facebook:** /UCFMensBasketball

## 2019-20 SCHEDULE

### NOVEMBER

9 Prairie View A&M (ESPN3) 3 p.m.  
 12 Miami (CBSSN) 9 p.m.  
 17 at Illinois State TBD  
 23 Charleston (ESPN3) 2 p.m.  
 Wooden Legacy (Anaheim, Calif.)  
 28 vs Penn (ESPN) 8:30 p.m.  
 29 vs Pepperdine/Arizona (ESPN2) TBD

### DECEMBER

1 vs TBD (ESPN/ESPN2/ESPNU) TBD  
 7 NJIT (ESPN3) Noon  
 10 Green Bay (ESPN3) 8 p.m.  
 15 Sacred Heart (ESPN3) 2 p.m.  
 18 Bethune-Cookman 7 p.m.  
 21 at Oklahoma (Fox Sports OK) 2 p.m.  
 31 Temple\* (ESPNU) 2 p.m.

### JANUARY

3 at Houston\* (ESPN2) 7 p.m.  
 8 at SMU\* (ESPN3) 8 p.m.  
 11 Cincinnati\* (ESPN2) 6 p.m.  
 14 at Tulane\* (ESPN3) 8 p.m.  
 18 USF\* (ESPNU) 6 p.m.  
 25 at Wichita State\* (ESPNU) 8 p.m.  
 29 Memphis\* (ESPN2/ESPNU) 7 p.m.

### FEBRUARY

1 at USF\* (ESPNU) Noon  
 6 at ECU\* (ESPN3) TBD  
 9 Tulsa\* (ESPN3) 2 p.m.  
 13 Wichita State\* (ESPN/ESPN2) 7 p.m.  
 19 at Cincinnati\* (ESPN2/ESPNU) 7 p.m.  
 22 Tulane\* (ESPNU) Noon  
 26 at UConn\* (ESPNU) 9 p.m.  
 29 at Tulsa\* (ESPNU) 6 p.m.

### MARCH

4 SMU\* (ESPN3) 7 p.m.  
 8 ECU\* (ESPNU) 2 p.m.

\* American Athletic Conference game  
 All times Eastern

## 2019-20 ROSTER

No.	Name	Pos.	Class	Ht.	Wt.	Hometown (High School/Last)
0	Yuat Alok	F	r-Jr.	6-11	225	Auckland, New Zealand (Impact Academy [Fla.]/TCU)
1	Tony Johnson Jr.	G	Fr.	6-3	185	Eufaula, Ala. (The Skill Factory [Ga.])
2	Matt Milon	G	r-Sr.	6-4	210	Oviedo, Fla. (Oviedo/William & Mary)
3	Dre Fuller Jr.	G	r-Fr.	6-5	210	Fayetteville, N.C. (Admiral Farragut [Fla.])
4	Cesar DeJesus	G	r-Jr.	6-2	190	West New York, N.J. (Mt. Zion Prep [Md.])
5	Avery Diggs	C	Jr.	6-11	250	Brandon, Fla. (Spoto/SW Mississippi College)
10	Levy Renaud	G	So.	6-2	180	Fort Lauderdale, Fla. (NSU University School)
11	Xavier Grant	G	So.	6-3	180	Fort Lauderdale, Fla. (American Heritage)
12	Dazon Ingram	G	r-Sr.	6-6	205	Theodore, Ala. (Theodore/Alabama)
13	Brandon Mahan	G	Jr.	6-5	200	Birmingham, Ala. (Central Park Christian/Texas A&M)
14	Ibrahim Famouke Doumbia	F	r-So.	6-6	205	Bamako, Mali (Miami Country Day [Fla.]/South Carolina)
20	Frank Bertz	G	Sr.	6-5	180	Hesperia, Calif. (Sultana/East Los Angeles College)
22	Darin Green Jr.	G	Fr.	6-4	180	Charlotte, N.C. (Wharton)
25	Ryan Anders	F	So.	6-6	220	Tampa, Fla. (Wharton)
30	Sean Mobley	F	Jr.	6-8	225	Cocoa Beach, Fla. (Montverde Academy/VCU)
33	Moses Bol	C	Jr.	7-1	225	Wau, Sudan (Bahr El-Ghazal/Colby Community College)
35	Collin Smith	F	r-Jr.	6-11	240	Jacksonville, Fla. (The Bolles School/George Washington)

## COACHING STAFF

**Head Coach:** Johnny Dawkins (Duke, 1986), Fourth Season  
**Assistant Coach:** Kevin Norris (Miami, 1998), Fourth Season  
**Assistant Coach:** Robbie Laing (Troy, 1982), Fourth Season  
**Assistant Coach:** Vince Taylor (Duke, 1982), Third Season  
**Director of Operations:** Jimmy Drew (DePaul, 2011), Fourth Season



Cesar DeJesus

## Head Coach

### Johnny Dawkins

**Hometown:** Washington, D.C.  
**Family:** Wife - Tracy; Children - Blair, Sean, Jillian, Aubrey  
**Alma Mater (Year):** Duke (1986)  
**Hired at UCF:** March 23, 2016  
**Head Coaching Record:** 223-149, 11 seasons  
**UCF Record:** 67-34, 3 seasons  
**NCAA Tournaments:** 2 (2014, 2019)  
**NITs:** 4 (2012, 2013, 2015, 2017)



### Dawkins' Collegiate/Professional Career

2016-Present Head Coach, UCF  
 2008-16 Head Coach, Stanford  
 2006-08 USA Basketball Senior National Team, Player Personnel Director  
 2000-08 Associate Head Coach, Duke  
 1998-99 Assistant Coach, Duke

## 2018-19 STATISTICS

##	Player	GP	GS	Min	Avg	TOTAL			3-PTS			REBOUNDS														
						FG	FGA	Pct	3FG	FGA	Pct	FT	FTA	Pct	Off	Def	Tot	Avg	PF	FO	A	TO	Blk	Stl	Pts	Avg
01	B.J. Taylor	33	33	1136	34.4	139	362	.384	61	164	.372	187	240	.779	11	66	77	2.3	46	0	107	54	0	29	526	15.9
15	Aubrey Dawkins	33	33	1103	33.4	181	391	.463	73	181	.403	81	97	.835	33	133	166	5.0	73	2	46	54	10	34	516	15.6
24	Tacko Fall	33	33	818	24.8	154	206	.748	0	0	.000	59	163	.362	84	167	251	7.6	93	2	15	59	85	8	367	11.1
35	<i>Collin Smith</i>	33	32	729	22.1	95	212	.448	9	33	.273	65	103	.631	45	127	172	5.2	103	5	48	65	9	18	264	8.0
02	Terrell Allen	33	33	1006	30.5	77	179	.430	26	64	.406	42	58	.724	7	97	104	3.2	83	1	142	56	0	43	222	6.7
10	Dayon Griffin	28	0	475	17.0	44	118	.373	25	83	.301	16	25	.640	11	47	58	2.1	39	0	30	21	7	19	129	4.6
21	Chad Brown	33	1	572	17.3	56	107	.523	0	1	.000	37	66	.561	47	118	165	5.0	55	1	12	21	34	10	149	4.5
04	<i>Ceasar DeJesus</i>	28	0	315	11.3	34	71	.479	6	19	.316	21	29	.724	5	20	25	0.9	20	0	20	26	3	7	95	3.4
20	Frank Bertz	33	0	377	11.4	34	97	.351	27	75	.360	7	9	.778	16	29	45	1.4	32	0	15	13	2	20	102	3.1
12	Grant,Xavier	6	0	13	2.2	2	3	.667	1	2	.500	2	2	1.000	0	2	2	0.3	0	0	0	2	0	0	7	1.2
22	Chance McSpadden	7	0	49	7.0	2	7	.286	1	4	.250	1	6	.167	3	10	13	1.9	5	0	3	3	0	1	6	0.9
25	<i>Anders,Ryan</i>	7	0	15	2.1	1	7	.143	0	2	.000	0	0	.000	1	2	3	0.4	1	0	1	0	0	0	2	0.3
13	<i>Renaud,Levy</i>	6	0	13	2.2	0	3	.000	0	0	.000	0	0	.000	0	0	0	0.0	4	0	0	1	0	0	0	0.0
	Total.....	33				819	1763	.465	229	628	.365	518	798	.649	321	894	1215	36.8	554	11	439	392	150	189	2385	72.3
	Opponents.....	33				764	1938	.394	233	744	.313	367	565	.650	376	766	1142	34.6	699	-	409	400	92	190	2128	64.5

### Returners in italics

### 2018-19 Team Statistics

TEAM STATISTICS	UCF	OPP
SCORING	2385	2128
Points per game	72.3	64.5
Scoring margin	+7.8	-
FIELD GOALS-ATT	819-1763	764-1938
Field goal pct	.465	.394
3 POINT FG-ATT	229-628	233-744
3-point FG pct	.365	.313
3-pt FG made per game	6.9	7.1
FREE THROWS-ATT	518-798	367-565
Free throw pct	.649	.650
REBOUNDS	1215	1142
Rebounds per game	36.8	34.6
Rebounding margin	+2.2	-
ASSISTS	439	409
Assists per game	13.3	12.4
TURNOVERS	392	400
Turnovers per game	11.9	12.1
Turnover margin	+0.2	-
Assist/turnover ratio	1.1	1.0
STEALS	189	190
Steals per game	5.7	5.8
BLOCKS	150	92
Blocks per game	4.5	2.8
ATTENDANCE	87917	113364
Home games-Avg/Game	18-4884	10-9176
Neutral site-Avg/Game	-	5-4321

### 2018-19 Results

		Final	Att
<b>NOVEMBER</b>			
6	RIDER	W, 84-70	4870
11	FLORIDA ATLANTIC	L, 79-80	4304
	<u>Myrtle Beach Invitational (Myrtle Beach, S.C.)</u>		
15	vs Cal State Fullerton	W, 68-52	1317
16	vs Saint Joseph's	W, 77-57	1050
18	vs Western Kentucky	W, 78-62	3018
24	NORTHERN KENTUCKY	W, 66-53	3374
29	ALABAMA	W, 70-64	4449
<b>DECEMBER</b>			
2	at Missouri	L, 62-64 (OT)	10067
8	GRAMBLING	W, 70-45	3798
11	GEORGIA SOUTHERN	W, 95-88	3632
16	STETSON	W, 90-65	3660
21	ILLINOIS STATE	W, 77-56	3885
<b>JANUARY</b>			
2	TEMPLE*	W, 78-73	3884
5	at UConn*	W, 65-53	10541
13	ECU*	W, 76-65	4692
16	at Wichita State*	L, 67-75	10211
19	TULSA*	W, 64-62	4155
23	at Tulane*	W, 75-50	1308
27	at Memphis*	L, 57-77	17046
31	UCONN*	W, 73-67	5016
<b>FEBRUARY</b>			
7	HOUSTON*	L, 68-77	6292
10	at SMU*	W, 71-65	5989
13	USF*	W, 78-65	4719
16	MEMPHIS*	W, 79-72	5458
21	at Cincinnati*	L, 55-60	12377
24	SMU*	W, 95-48	4978
27	at USF*	W, 75-63	7231
<b>MARCH</b>			
2	at Houston*	W, 69-64	7039
7	CINCINNATI*	W, 58-55	9141
9	at Temple*	L, 62-67	9951
	<u>American Athletic Conference Tournament (Memphis, Tenn.)</u>		
15	MEMPHIS	L, 55-79	7610
	<u>NCAA Tournament (1st/2nd Round - Columbia, S.C.)</u>		
22	vs VCU	W, 73-58	16219
24	vs Duke	L, 76-77	

\* denotes conference game



# CINCINNATI

## UNIVERSITY OF CINCINNATI

**Location:** Cincinnati, Ohio  
**Enrollment:** 46,388  
**Founded:** 1819  
**Nickname:** Bearcats  
**Colors:** Red and Black  
**Website:** GoBEARCATS.com  
**Arena:** Fifth Third Arena (12,012)  
**President:** Neville Pinto  
**Director of Athletics:** Mike Bohn

## ATHLETIC COMMUNICATIONS

**Assistant Athletic Director:** Andre Foushee  
**Office Phone:** (513) 566-5182  
**Mobile:** (859) 797-7871  
**E-mail:** andre.foushee@uc.edu

## TEAM FACTS

**2018-19 Overall Record:** 28-7  
**2018-19 American Record/Finish:** 14-4/2nd  
**2018-19 Postseason:** NCAAs, First Round  
**First Year of Basketball:** 1901-02  
**All-Time Record:** 1816-1015  
**Lettermen Returning/Lost:** 7/6  
**Starters Returning/Lost:** 3/2  
**Newcomers:** 6

## SOCIAL MEDIA

**Twitter:** @GoBearcatsMBB  
**Instagram:** @GoBearcatsMBB  
**Facebook:** /GoBearcatsMBB

## 2019-20 SCHEDULE

### NOVEMBER

6 at Ohio State (FS1) 8:30 p.m.  
 11 Drake 7 p.m.  
 14 Alabama A&M 7 p.m.  
 Paradise Jam (St. Thomas, U.S. Virgin Islands)  
 22 vs Illinois State 5:45 p.m.  
 23 vs Western Kentucky or Bowling Green TBD  
 25 vs TBD TBD  
 30 UNLV 7 p.m.

### DECEMBER

3 Vermont (CBSSN) 7 p.m.  
 Skyline Chili Crosstown Shootout (Cincinnati, Ohio)  
 7 at Xavier (FS1) 5 p.m.  
 14 Colgate 7 p.m.  
 18 Tennessee (ESPN2) 7 p.m.  
 Chicago Legends (Chicago, Ill.)  
 21 vs. Iowa TBD

### JANUARY

1 UConn\* (CBSSN) 7 p.m.  
 4 at Tulane\* (CBSSN) 4 p.m.  
 8 Tulsa\* (ESPN2/ESPNU) 7 p.m.  
 11 at UCF\* (ESPN2) 6 p.m.  
 16 at Memphis\* (ESPN) 7 p.m.  
 19 ECU\* (ESPNU) 6 p.m.  
 22 at Temple\* (ESPNEWS) 7 p.m.  
 28 SMU\* (ESPNEWS) 7 p.m.

### FEBRUARY

1 Houston\* (ESPN2) 6 p.m.  
 6 at Wichita State\* (ESPN/ESPN2) 7 p.m.  
 9 at UConn\* (CBSSN) Noon  
 13 Memphis\* (ESPN/ESPN2) 7 p.m.  
 16 at ECU\* (CBSSN) Noon  
 19 UCF\* (ESPN2/ESPNU) 7 p.m.  
 23 Wichita State\* (ESPN) 1 p.m.

### MARCH

1 at Houston\* (ESPN) 1 p.m.  
 3 at USF\* (ESPNU) 7 p.m.  
 7 Temple\* (CBSSN) 8 p.m.

\* American Athletic Conference game  
 All times Eastern

## 2019-20 ROSTER

No.	Name	Pos.	Class	Ht.	Wt.	Hometown (High School/Last)
0	Chris McNeal	G	Gr.	6-1	190	Jackson, Tenn. (South Side/Tennessee Tech)
1	Jeremiah Davenport	G	Fr.	6-7	205	Cincinnati, Ohio (Moeller/Hargrave Military Academy)
2	Keith Williams	G	Jr.	6-5	215	Brooklyn, N.Y. (Bishop Loughlin Memorial)
3	Mika Adams-Woods	G	Fr.	6-3	185	Syracuse, N.Y. (Bishop Ludden/New Hampton School (N.H.))
5	Trevor Moore	G	Jr.	6-5	190	Houston, Texas (Phillis Wheatley/South Kent Prep (Conn.))
13	Trevon Scott	F	R-Sr.	6-8	225	Townsend, Ga. (McIntosh County Academy)
20	Mamoudou Diarra	F	R-So.	6-9	220	Bamako, Mali (22 Feet Academy (S.C.))
21	Jaevin Cumberland	G	Gr.	6-3	185	Wilmington, Ohio (Wilmington/Oakland)
23	Zach Harvey	G	Fr.	6-5	195	Topeka, Kan. (Hayden/Prolific Prep Academy (Calif.))
24	Prince Toyambi	F	R-Fr.	6-7	225	Kinshasa, Congo (Fresno (Calif.))
31	Sam Martin	G	Jr.	5-10	170	Cincinnati, Ohio (Summit Country Day)
32	John Koz	G	Sr.	6-1	200	Cleveland, Ohio (Bay)
33	Chris Vogt*	C	Jr.	7-1	260	Mayfield, Ky. (Graves County/Northern Kentucky)
34	Jarron Cumberland	G	Sr.	6-5	210	Wilmington, Ohio (Wilmington)
35	Jaume "Jay" Sorolla	C	Gr.	7-0	260	Barcelona, Spain (Sunrise Christian Acad. (Kansas)/Valparaiso)
45	Robert Banks	F	Fr.	6-5	200	Bracknell, England (Gould Academy)

\* will sit out 2019-20 due to NCAA transfer guidelines

## COACHING STAFF

**Head Coach:** John Brannen (Marshall, 1997), First Season  
**Assistant Coach:** Jayson Gee (Charleston (W.Va.), 1988), First Season  
**Assistant Coach:** Sean Dwyer (Michigan State, 2009), First Season  
**Assistant Coach:** Tim Morris (Stanford, 2008), First Season  
**Director of Operations:** Craig Heatherly (UMass-Lowell, 2010), First Season



Jarron Cumberland

## Head Coach

### John Brannen

**Hometown:** Alexandria, Ky.  
**Family:** Wife - Lisa; Children - Jaylee and Katelyn  
**Alma Mater (Year):** Marshall (1997)  
**Hired at Cincinnati:** April 14, 2019  
**Head Coaching Record:** 82-52, 5 seasons  
**Cincinnati Record:** First Season  
**NCAA Tournaments:** 2 (2017, 2019)  
**NITs:** 2 (2015, 2017)



## Brannen's Collegiate/Professional Career

2019-Present Head Coach, Cincinnati  
 2016-19 Head Coach, Northern Kentucky  
 2014-15 Associate Head Coach, Alabama  
 2010-13 Assistant Coach, Alabama  
 2007-09 Assistant Coach, VCU  
 2004-06 Assistant Coach, St. Bonaventure  
 2001-03 Assistant Coach, Eastern Kentucky  
 1999-2000 Assistant Coach, Charleston

## 2018-19 STATISTICS

##	Player	GP	GS	Min	Avg	TOTAL			3-PTS			REBOUNDS			PF	FO	A	TO	Blk	Stl	Pts	Avg				
						FG	FGA	Pct	3FG	FGA	Pct	FT	FTA	Pct									Off	Def	Tot	Avg
34	Jarron Cumberland	35	35	1136	32.5	207	512	.404	80	206	.388	163	211	.773	40	115	155	4.4	80	1	127	96	14	40	657	18.8
02	Keith Williams	35	32	908	25.9	130	288	.451	21	76	.276	65	92	.707	46	65	111	3.2	84	1	38	50	31	39	346	9.9
13	Tre Scott	35	35	1071	30.6	125	265	.472	12	39	.308	64	96	.667	82	158	240	6.9	60	1	52	39	19	29	326	9.3
03	Justin Jenifer	34	34	889	26.1	98	219	.447	60	135	.444	35	46	.761	6	53	59	1.7	42	0	98	25	0	22	291	8.6
15	Cane Broome	35	4	742	21.2	99	250	.396	29	101	.287	63	84	.750	11	47	58	1.7	36	0	77	42	1	22	290	8.3
33	Nysier Brooks	35	35	802	22.9	99	185	.535	0	0	.000	84	133	.632	94	127	221	6.3	114	6	14	31	51	13	282	8.1
20	Mamoudou Diarra	19	0	136	7.2	17	42	.405	1	2	.500	10	14	.714	11	26	37	1.9	15	0	6	4	8	5	45	2.4
10	Rashawn Fredericks	35	0	359	10.3	29	81	.358	8	34	.235	15	20	.750	29	49	78	2.2	28	0	8	12	5	10	81	2.3
05	Trevor Moore	35	0	402	11.5	27	85	.318	18	68	.265	7	9	.778	14	33	47	1.3	39	0	18	10	1	14	79	2.3
00	Logan Johnson	32	0	221	6.9	23	49	.469	3	12	.250	14	20	.700	15	23	38	1.2	24	0	21	19	7	11	63	2.0
22	Eliel Nsoseme	33	0	360	10.9	15	38	.395	0	0	.000	13	32	406	33	74	107	3.2	39	0	4	11	18	9	43	1.3
31	Sam Martin	6	0	13	2.2	2	2	1.000	0	0	.000	1	1	1.000	0	0	0	0.0	2	0	3	0	0	0	5	0.8
32	John Koz	4	0	7	1.8	1	2	.500	0	0	.000	0	0	.000	0	2	2	0.5	0	0	0	1	0	0	2	0.5
31	Martin,S.	1	0	0	0.0	0	0	.000	0	0	.000	0	0	.000	0	0	0	0.0	0	0	0	0	0	0	0	0.0
TM	TEAM.....													67	43	110	3.1	1				25				0
	Total.....	0				872	2018	432	232	673	.345	534	758	.704	448	816	1264	0.0	564	10	466	365	155	214	2510	0.0
	Opponents.....	0				766	1869	410	284	800	.355	378	570	.663	338	750	1088	0.0	660	-	388	476	126	133	2194	0.0

### Returners in italics

### 2018-19 Team Statistics

TEAM STATISTICS	CIN	OPP
SCORING	2510	2194
Points per game	71.7	62.7
Scoring margin	+9.0	-
FIELD GOALS-ATT	872-2018	766-1869
Field goal pct	.432	.410
3 POINT FG-ATT	232-673	284-800
3-point FG pct	.345	.355
3-pt FG made per game	6.6	8.1
FREE THROWS-ATT	534-758	378-570
Free throw pct	.704	.663
REBOUNDS	1264	1088
Rebounds per game	36.1	31.1
Rebounding margin	+5.0	-
ASSISTS	466	388
Assists per game	13.3	11.1
TURNOVERS	365	476
Turnovers per game	10.4	13.6
Turnover margin	+3.2	-
Assist/turnover ratio	1.3	0.8
STEALS	214	133
Steals per game	6.1	3.8
BLOCKS	155	126
Blocks per game	4.4	3.6
WINNING STREAK	0	-
Home win streak	0	-
ATTENDANCE	202610	111914
Home games-Avg/Game	18-11256	11-8579



### 2018-19 Results

		Final	Att
<b>NOVEMBER</b>			
7	OHIO STATE	L, 56-64	12012
13	NC CENTRAL	W, 73-51	10037
16	MILWAUKEE	W, 74-63	10163
19	WESTERN MICHIGAN	W, 78-52	8998
23	vs George Mason	W, 71-55	1250
24	vs Ole Miss	W, 71-57	1250
27	ARKANSAS-PINE BLUFF	W, 105-49	8513
<b>DECEMBER</b>			
1	at UNLV	W, 65-61	9572
4	NORTHERN KENTUCKY	W, 78-65	11218
8	XAVIER	W, 62-47	12513
15	at Mississippi State	L, 59-70	9120
19	UCLA	W, 93-64	12689
22	SOUTH CAROLINA ST.	W, 77-56	11623
<b>JANUARY</b>			
2	TULANE*	W, 93-61	10689
5	at ECU*	L, 71-73	4238
10	at Tulsa*	WOT, 70-65	4342
12	UCONN*	WOT, 74-72	11375
15	USF*	W, 82-74	10347
19	at Wichita State*	W, 66-55	10254
24	TULSA*	W, 88-64	10484
27	at Temple*	W, 72-68	6652
<b>FEBRUARY</b>			
2	SMU*	W, 73-68	12256
7	at Memphis*	W, 69-64	16363
10	at Houston*	L, 58-65	7039
17	WICHITA STATE*	W, 72-62	12223
21	UCF*	W, 60-55	12377
24	at UConn*	W, 64-60	11904
27	at SMU*	W, 52-49	5747
<b>MARCH</b>			
2	MEMPHIS*	W, 71-69	12392
7	at UCF*	L, 55-58	9141
10	HOUSTON*	L, 69-85	12701
<u>American Athletic Conference Tournament (Memphis, Tenn.)</u>			
15	vs SMU	W, 82-74	7356
16	vs Wichita State	W, 66-63	7819
17	vs Houston	W, 69-57	7223
<u>NCAA Tournament (1st - Columbus, Ohio)</u>			
22	vs Iowa	L, 72-79	19641

\* indicates conference game

## UNIVERSITY OF CONNECTICUT

**Location:** Storrs, Conn.  
**Enrollment:** 32,182  
**Founded:** 1881  
**Nickname:** Huskies  
**Colors:** National Flag Blue (Navy) & White  
**Website:** uconnhuskies.com  
**Arena:** Gampel Pavilion (10,167) & XL Center (15,564)  
**President:** Thomas C. Katsouleas  
**Athletic Director:** David Benedict

## ATHLETIC COMMUNICATIONS

**Assistant Director:** Phil Chardis  
**Office Phone:** (860) 486-3531  
**Mobile:** (860) 771-3314  
**E-mail:** phil.chardis@uconn.edu

## TEAM FACTS

**2018-19 Overall Record:** 16-17  
**2018-19 American Record/Finish:** 6-12/9th  
**2018-19 Postseason:** American Quarterfinals  
**First Year of Basketball:** 1900-01  
**All-Time Record:** 1710-973  
**Lettermen Returning/Lost:** 7/6  
**Starters Returning/Lost:** 4/1  
**Newcomers:** 5

## SOCIAL MEDIA

**Twitter:** @UConnMBB  
**Instagram:** @UConnMBB  
**Facebook:** /UConnMBB

## 2019-20 SCHEDULE

### NOVEMBER

8 Sacred Heart (SNY/ESPN3) 7 p.m.  
 13 Saint Joseph's (CBSSN) 7 p.m.  
 17 Florida (ESPN) 3 p.m.  
 Charleston Classic (Charleston, S.C.)  
 21 vs Buffalo (ESPNU) 9 p.m.  
 22 vs Xavier/Towson (ESPNU/ESPNEWS) TBD  
 24 vs TBD (ESPN/ESPN2/ESPNU) TBD

### DECEMBER

1 Maine (SNY/ESPN3) 1 p.m.  
 4 Iona (SNY/ESPN3) 7 p.m.  
 Jimmy V Classic (New York, N.Y.)  
 10 vs Indiana (ESPN) 9 p.m.  
 18 St. Peter's (SNY/ESPN3) 7 p.m.  
 22 New Hampshire (SNY/ESPN3) 1 p.m.  
 29 NJIT (SNY/ESPN3) 1 p.m.

### JANUARY

1 Cincinnati\* (CBSSN) 7 p.m.  
 4 at USF\* (ESPN2/ESPNU) 2 p.m.  
 8 Tulane\* (CBSSN) 9 p.m.  
 12 Wichita State\* (CBSSN) Noon  
 18 at Villanova (FS1) Noon  
 23 at Houston\* (ESPNU) 9 p.m.  
 26 Tulsa\* (CBSSN) Noon  
 29 Temple\* (ESPNEWS) 7 p.m.

### FEBRUARY

1 at Memphis\* (CBS) 1 p.m.  
 6 at Tulsa\* (ESPN/ESPN2) 7 p.m.  
 9 Cincinnati\* (CBSSN) Noon  
 12 at SMU\* (ESPNEWS) 7 p.m.  
 16 Memphis\* (ESPN) 3 p.m.  
 20 at Temple\* (ESPN/ESPN2) 7 p.m.  
 23 USF\* (CBSSN) 2 p.m.  
 26 UCF\* (ESPN2/ESPNU) 7 p.m.  
 29 at ECU\* (ESPN2/ESPNU) 2 p.m.

### MARCH

5 Houston\* (CBSSN) 7 p.m.  
 8 at Tulane\* (ESPNU) 4 p.m.

\* American Athletic Conference game  
 All times Eastern

## 2019-20 ROSTER

No.	Name	Pos.	Class	Ht.	Wt.	Hometown (High School/Last)
0	Jalen Gaffney	G	Fr.	6-2	175	Columbus, N.J./Westtown School (West Chester, Pa.)
1	Christian Vital	G	Sr.	6-2	187	Queens Village, N.Y./St. Thomas More (Oakdale, Ct.)
2	James Bouknight	G	Fr.	6-4	175	Brooklyn, N.Y./MacDuffie School (Granby, Mass.)
3	Alterique Gilbert	G	R-Jr.	6-0	180	Atlanta, Ga./Miller Grove HS (Lithonia, Ga.)
4	R.J. Cole*	G	Jr.	6-1	180	Union, N.J./Howard University
5	Isaiah Whaley	F	Jr.	6-8	220	Gastonia, N.C./Mt. Zion Prep (Baltimore)
10	Brendan Adams	G	So.	6-4	200	Hanover, Md./Calvert Hall College HS (Baltimore)
12	Tyler Polley	F	Jr.	6-8	204	Miramar, Fla./Sagmont School (Weston, Fla.)
13	Richard Springs	F	Fr.	6-9	220	Brooklyn, N.Y./MacDuffie School (Granby, Mass.)
15	Sidney Wilson	G/F	R-So	6-7	180	Bronx, N.Y./St. John's
23	Akok Akok	F	R-Fr.	6-9	193	Manchester, N.H./Putnam Science Acad. (Putnam, Ct.)
25	Josh Carlton	F/C	Jr.	6-11	260	Winterville, N.C./DeMatha Catholic (Hyattsville, Md.)
41	Matt Garry	G	So.	6-5	188	Southington, Conn./St. Paul HS (Bristol, Conn.)
45	Temí Aiyegbusi	G	Sr.	6-4	200	Conshohocken, Pa./St. Joseph's Prep (Philadelphia)

\* will sit out 2019-20 due to NCAA transfer guidelines

## COACHING STAFF

**Head Coach:** Dan Hurley (Seton Hall, 1996), Second Season  
**Assistant Coach:** Kenya Hunter (Duquesne, 1996, NC State, 1998), Second Season  
**Assistant Coach:** Tom Moore (Boston University, 1987), 15th Season  
**Assistant Coach:** Kimani Young (UTEP, 1998), Second Season  
**Director of Operations:** Eric Youncofski (Rhode Island, 2015), Second Season



Alterique Gilbert

## Head Coach Dan Hurley

**Hometown:** Jersey City, N.J.  
**Family:** Wife - Andrea; Children - Danny, Andrew  
**Alma Mater (Year):** Seton Hall, 1996  
**Hired at UConn:** March 23, 2018  
**Head Coaching Record:** 167-122, nine seasons  
**UConn Record:** 16-17, one season  
**NCAA Tournaments:** 2 (2017, 2018)  
**NITs:** 1 (2015)



## Hurley's Collegiate/Professional Career

2018-present Head Coach, UConn  
 2012-18 Head Coach, Rhode Island  
 2010-11 Head Coach, Wagner College  
 2001-10 Head Coach, St. Benedict's Prep  
 1997-2001 Assistant Coach, Rutgers  
 1996-97 Assistant Coach, St. Anthony's

## 2018-19 STATISTICS

##	Player	GP	GS	Min	Avg	TOTAL			3-PTS			REBOUNDS			PF	FO	A	TO	Blk	Stl	Pts	Avg				
						FG	FGA	Pct	3FG	FGA	Pct	FT	FTA	Pct									Off	Def	Tot	Avg
04	Jalen Adams	26	26	780	30.0	169	347	.487	43	121	.355	58	70	.829	24	80	104	4.0	67	2	88	72	8	28	439	16.9
01	Christian Vital	33	29	994	30.1	150	331	.453	79	193	.409	91	112	.813	34	151	185	5.6	82	2	79	77	1	52	470	14.2
03	Alterique Gilbert	25	23	737	29.5	106	278	.381	42	125	.336	62	80	.775	10	63	73	2.9	55	0	91	58	3	33	316	12.6
25	Josh Carlton	33	33	733	22.2	111	183	.607	0	0	.000	74	118	.627	89	115	204	6.2	101	3	14	54	59	14	296	9.0
12	Tyler Polley	33	32	907	27.5	95	224	.424	52	137	.380	36	56	.643	32	43	75	2.3	71	1	21	24	19	13	278	8.4
02	Tarin Smith	33	13	910	27.6	99	235	.421	15	65	.231	51	81	.630	19	79	98	3.0	70	0	80	45	12	36	264	8.0
15	Sidney Wilson	26	6	489	18.8	44	126	.349	8	35	.229	23	41	.561	23	46	69	2.7	56	1	7	23	20	8	119	4.6
00	Eric Cobb	32	2	391	12.2	52	102	.510	1	2	.500	12	35	.343	53	68	121	3.8	52	0	17	24	5	5	117	3.7
10	Brendan Adams	31	1	394	12.7	25	83	.301	12	51	.235	19	24	.792	11	27	38	1.2	31	0	22	13	1	6	81	2.6
14	Kassoum Yakwe	13	0	142	10.9	11	22	.500	0	0	.000	2	8	.250	10	21	31	2.4	28	1	2	11	11	2	24	1.8
21	Mamadou Diarra	2	0	6	3.0	1	2	.500	0	0	.000	0	0	.000	0	0	0	0.0	1	0	0	0	1	0	2	1.0
22	Kwintin Williams	7	0	23	3.3	1	10	.100	0	2	.000	5	7	.714	4	7	11	1.6	5	0	1	1	0	0	7	1.0
05	Isaiah Whaley	23	0	83	3.6	8	12	.667	0	0	.000	3	9	.333	8	16	24	1.0	17	1	0	5	5	3	19	0.8
40	Daniel Brocke	7	0	11	1.6	1	1	1.000	0	0	.000	0	0	.000	0	2	2	0.3	2	0	0	0	0	0	2	0.3
45	Temi Aiyegbusi	11	0	23	2.1	1	3	.333	0	1	.000	0	0	.000	1	1	2	0.2	5	0	0	1	0	0	2	0.2
TM	TEAM.....													63	71	134	4.1	0			19				0	
	Total.....	33				874	1959	.446	252	732	.344	436	641	.680	381	790	1171	35.5	643	12	422	427	145	200	2436	73.8
	Opponents.....	33				809	1841	.439	208	620	.335	528	721	.732	342	800	1142	34.6	607	-	428	461	107	205	2354	71.3

### Returners in italics

### 2018-19 Team Statistics

TEAM STATISTICS	UConn	OPP
SCORING	2436	2354
Points per game	73.8	71.3
Scoring margin	+2.5	-
FIELD GOALS-ATT	874-1959	809-1841
Field goal pct	.446	.439
3 POINT FG-ATT	252-732	208-620
3-point FG pct	.344	.335
3-pt FG made per game	7.6	6.3
FREE THROWS-ATT	436-641	528-721
Free throw pct	.680	.732
REBOUNDS	1171	1142
Rebounds per game	35.5	34.6
Rebounding margin	+0.9	-
ASSISTS	422	428
Assists per game	12.8	13.0
TURNOVERS	427	461
Turnovers per game	12.9	14.0
Turnover margin	+1.0	-
Assist/turnover ratio	1.0	0.9
STEALS	200	205
Steals per game	6.1	6.2
BLOCKS	145	107
Blocks per game	4.4	3.2
WINNING STREAK	0	-
Home win streak	0	-
ATTENDANCE	155734	115131
Home games-Avg/Game	18-8652	9-7404



### 2018-19 Results

		Final	Att
<b>NOVEMBER</b>			
8	MOREHEAD STATE	W , 80-70	10167
11	MISSOURI-KANSAS CITY	W , 94-66	7261
	<u>2K Empire Classic (New York, N.Y.)</u>		
15	vs Syracuse	W , 83-76	14417
16	vs Iowa	L , 72-91	10909
20	CORNELL	W , 91-74	7328
25	NEW HAMPSHIRE	W , 91-66	8351
27	UMASS LOWELL	W , 97-75	5507
<b>DECEMBER</b>			
2	ARIZONA	L , 72-76	14603
5	LAFAYETTE	W , 90-63	6928
	<u>Never Forget Tribute Classic (Newark, N.J.)</u>		
8	vs Florida State	L , 71-79	7142
15	MANHATTAN	W , 61-46	6259
18	DREXEL	W , 97-65	6951
22	vs Villanova	L , 58-81	16027
<b>JANUARY</b>			
2	at USF*	L , 68-76	3429
5	UCF*	L , 53-65	10541
10	SMU*	W , 76-64	6538
12	at Cincinnati*	LOT , 72-74	11375
16	at Tulsa*	L , 83-89	3798
19	TULANE*	W , 87-71	7437
26	WICHITA STATE*	W , 80-60	10167
31	at UCF*	L , 67-73	5016
<b>FEBRUARY</b>			
3	ECU*	W , 76-52	8873
6	at Temple*	L , 63-81	6129
10	at Memphis*	L , 71-78	17162
14	HOUSTON*	L , 63-71	10095
21	at SMU*	L , 59-77	5856
24	CINCINNATI*	L , 60-64	11904
28	at Wichita State*	L , 63-65	10026
<b>MARCH</b>			
3	USF*	W , 60-58	9034
7	TEMPLE*	L , 71-78	7790
10	at ECU*	W , 82-73	3845
	<u>American Athletic Conference Tournament (Memphis, Tenn.)</u>		
14	vs USF	W , 80-73	
15	vs Houston	L , 45-84	

\* denotes conference game

## EAST CAROLINA UNIVERSITY

**Location:** Greenville, N.C.  
**Enrollment:** 28,718  
**Founded:** 1907  
**Nickname:** Pirates  
**Colors:** Purple and Gold  
**Website:** ECU Pirates.com  
**Arena:** Williams Arena at Mingos Coliseum (7,100)  
**Interim Chancellor:** Dan Gerlach  
**Director of Athletics:** Jon Gilbert

## ATHLETIC COMMUNICATIONS

**Associate Director:** Jody Jones  
**Office Phone:** (252) 737-4524  
**Mobile:** (252) 414-2019  
**E-mail:** jonesjod@ecu.edu

## TEAM FACTS

**2018-19 Overall Record:** 10-21  
**2018-19 American Record/Finish:** 3-15/11th  
**2018-19 Postseason:** American First Round  
**First Year of Basketball:** 1931-32  
**All-Time Record:** 1,089-1,138  
**Lettermen Returning/Lost:** 2/12  
**Starters Returning/Lost:** 1/4  
**Newcomers:** 13

## SOCIAL MEDIA

**Twitter:** @ECUAthletics  
**Instagram:** @ECUAthletics  
**Facebook:** /ECUAthletics

## 2019-20 SCHEDULE

### NOVEMBER

5 VMI (ESPN3).....7 p.m.  
 8 at Navy (CBSSN).....8:30 p.m.  
 12 at Appalachian State.....7 p.m.  
 16 vs Liberty (ESPN3).....4 p.m.  
 Islands of the Bahamas (Nassau, Bahamas)  
 22 vs Evansville.....8 p.m.  
 23 vs UMKC/George Washington.....TBD  
 24 vs TBD.....TBD  
 30 at James Madison (FloHoops).....TBD

### DECEMBER

3 Coppin State (ESPN3).....7 p.m.  
 14 Campbell (ESPN3).....4 p.m.  
 17 UMES.....7 p.m.  
 22 Charlotte (ESPN3).....4 p.m.  
 28 Eastern Kentucky (ESPN3).....4 p.m.

### JANUARY

1 at Wichita State\* (ESPNU).....3 p.m.  
 7 USF\* (ESPN3).....7 p.m.  
 11 SMU\* (ESPNU).....2 p.m.  
 15 Tulsa\* (ESPN3).....7 p.m.  
 19 at Cincinnati\* (ESPNU).....6 p.m.  
 22 at SMU\* (ESPN3).....8 p.m.  
 25 Tulane\* (ESPN3).....6 p.m.  
 29 Houston\* (ESPN3).....7 p.m.

### FEBRUARY

1 at Temple\* (CBSSN).....6 p.m.  
 6 UCF\* (ESPN3).....7 p.m.  
 8 at Tulane\* (ESPNU).....6 p.m.  
 12 at Tulsa\* (ESPN3).....8 p.m.  
 16 Cincinnati\* (CBSSN).....Noon  
 19 at Memphis\* (CBSSN).....7 p.m.  
 23 Temple\* (ESPNU).....Noon  
 26 at USF\* (ESPN3).....7 p.m.  
 29 UConn\* (ESPN2/ESPNU).....2 p.m.

### MARCH

8 at UCF\* (ESPNU).....2 p.m.

\* American Athletic Conference game  
 All times Eastern

## 2019-20 ROSTER

No.	Name	Pos.	Class	Ht.	Wt.	Hometown (High School/Last)
1	Jayden Gardner	F	So.	6-7	235	Wake Forest, N.C. (Heritage)
2	Tristen Newton	G	Fr.	6-5	185	El Paso, Texas (Borges)
3	Seth LeDay	F	R-Sr.	6-7	215	Dallas, Texas (The Colony/Virginia Tech)
4	Brandon Suggs	F/G	Fr.	6-6	200	Powder Springs, Ga. (McEachern/Massanutten Military Academy)
5	Logan Curtis	G	Fr.	6-3	195	Baltimore, Md. (Calvert Hall College)
10	Tyrie Jackson	G	Jr.	6-2	215	Tifton, Ga. (Tift County/Virginia Tech)
11	J.J. Miles	G	Jr.	6-7	220	Garysburg, N.C. (Northampton County/Chipola College)
12	Tremont Robinson-White	G	So.	6-1	190	Little Rock, Ark. (Maumelle/Northwest Mississippi College)
13	Ian Jones	G	Jr.	6-3	195	Lillington, N.C. (Harnett Central)
20	Bitumba Baruti	G	Jr.	6-7	225	Dem. Republic of Congo (Chipola College/Washington)
21	Ludgy Debaut	C	Jr.	7-0	245	Les Abymes, Guadeloupe (Northwest Florida State College)
24	Evan Umstead	G	Jr.	6-0	195	Cary, N.C. (Northside Christian Academy)
25	Samson Strickland	F	So.	6-5	220	Wilson, N.C. (Fike/Washington Academy)
32	Charles Coleman	C/F	Fr.	7-0	255	Boston, Mass. (Dexter Southfield)
33	Miles James	G	So.	6-6	215	Inglewood, Calif. (Inglewood/Palm Beach State College)
44	Edra Luster	C/F	Jr.	7-0	230	Oakland, Calif. (James Logan/Tyler Junior College)

## COACHING STAFF

**Head Coach:** Joe Dooley (George Washington, 1988), Second Season (Sixth overall)  
**Associate Head Coach:** Raphael Chillious (Lafayette, 1996), Second Season  
**Assistant Head Coach:** Steve Roccaforte (Lamar, 1989), Second Season  
**Assistant Coach:** George Wright-Easy (St. Francis, 2007), First Season  
**Director of Operations:** Kyle Robinson (Gardner-Webb, 2003), 10th Season



Jayden Gardner

## Head Coach

### Joe Dooley

**Hometown:** West Orange, N.J.  
**Family:** Wife - Tanya; Children - Max  
**Alma Mater (Year):** George Washington (1988)  
**Hired at ECU:** May 21, 2018  
**Head Coaching Record:** 181-131, 10 seasons  
**ECU Record:** 67-73, five seasons  
**NCAA Tournaments:** 2 (2016, 2017)  
**NITs:** 2 (2014, 2018)



## Dooley's Collegiate/Professional Career

2018-present Head Coach, ECU  
 2013-18 Head Coach, Florida Gulf Coast  
 2003-13 Assistant Coach, Kansas  
 2002-03 Assistant Coach, Wyoming  
 1999-2002 Assistant Coach, New Mexico  
 1995-99 Head Coach, ECU  
 1991-95 Assistant Coach, ECU  
 1988-91 Assistant Coach, South Carolina

2018-19 STATISTICS

##	Player	GP	GS	Min	Avg	TOTAL			3-PTS			FT	FTA	Pct	REBOUNDS				PF	FO	A	TO	Blk	Stl	Pts	Avg
						FG	FGA	Pct	3FG	FGA	Pct				Off	Def	Tot	Avg								
01	<i>GARDNER, Jayden</i>	31	31	947	30.5	166	337	.493	2	10	.200	171	228	.750	93	169	262	8.5	88	3	39	75	14	24	505	16.3
55	WILLIAMS, Shawn	26	26	899	34.6	110	292	.377	70	195	.359	43	49	.878	7	41	48	1.8	56	1	43	25	2	17	333	12.8
03	<i>LEDAY, Seth</i>	29	12	723	24.9	120	227	.529	0	1	.000	79	118	.669	63	106	169	5.8	79	2	44	69	24	42	319	11.0
00	FLEMING, Isaac	31	24	845	27.3	123	253	.486	7	51	.137	53	91	.582	34	85	119	3.8	91	3	125	86	2	47	306	9.9
02	DAVIS, K.J.	29	17	787	27.1	78	246	.317	44	153	.288	19	29	.655	20	99	119	4.1	82	3	30	30	28	26	219	7.6
05	FOSTER, Tyler	30	6	514	17.1	46	130	.354	8	43	.186	24	42	.571	8	36	44	1.5	60	1	26	34	5	27	124	4.1
32	SPASOJEVIC, Dimitri	31	15	542	17.5	52	130	.400	0	1	.000	10	19	.526	18	42	60	1.9	63	0	22	28	17	8	114	3.7
23	QUINTON, Rico	7	0	57	8.1	6	18	.333	2	8	.250	4	7	.571	4	11	15	2.1	7	0	0	5	6	4	18	2.6
13	WHATLEY, Justin	4	0	34	8.5	4	10	.400	2	6	.333	0	2	.000	3	2	5	1.3	8	0	4	0	2	2	10	2.5
10	HARDY, Tae	23	9	272	11.8	18	54	.333	6	21	.286	12	27	.444	3	27	30	1.3	26	0	15	13	3	12	54	2.3
22	WADE, DeShaun	22	0	223	10.1	13	50	.260	10	42	.238	7	10	.700	4	18	22	1.0	16	0	18	17	1	3	43	2.0
41	HILL, Addison	25	11	259	10.4	7	18	.389	4	12	.333	5	6	.833	3	26	29	1.2	24	0	11	9	2	10	23	0.9
52	OBASOHAN, Justice	22	4	155	7.0	6	25	.240	0	2	.000	4	6	.667	9	13	22	1.0	20	0	4	5	4	2	16	0.7
21	<i>STRICKLAND, Samson</i>	3	0	4	1.3	0	1	.000	0	0	.000	2	2	1.000	1	1	2	0.7	1	0	0	1	0	0	2	0.7
24	WHITLEY, John	10	0	13	1.3	0	0	.000	0	0	.000	2	2	1.000	0	1	1	0.1	1	0	1	0	0	0	2	0.2
TEAM															51	63	114	3.7				17				0
Total.....		31		6274		749	1791	.418	155	545	.284	435	638	.682	321	740	1061	34.2	622	14	382	414	110	224	2088	67.4
Opponents.....		31		6273		787	1753	.449	214	651	.329	511	732	.698	333	819	1152	37.2	549	-	427	426	121	207	2299	74.2

Returners in italics

2018-19 Team Statistics

TEAM STATISTICS	ECU	OPP
SCORING	2088	2299
Points per game	67.4	74.2
Scoring margin	-6.8	-
FIELD GOALS-ATT	749-1791	787-1753
Field goal pct	.418	.449
3 POINT FG-ATT	155-545	214-651
3-point FG pct	.284	.329
3-pt FG made per game	5.0	6.9
FREE THROWS-ATT	435-638	511-732
Free throw pct	.682	.698
REBOUNDS	1061	1152
Rebounds per game	34.2	37.2
Rebounding margin	-2.9	-
ASSISTS	382	427
Assists per game	12.3	13.8
TURNOVERS	414	426
Turnovers per game	13.4	13.7
Turnover margin	+0.4	-
Assist/turnover ratio	0.9	1.0
STEALS	224	207
Steals per game	7.2	6.7
BLOCKS	110	121
Blocks per game	3.5	3.9
WINNING STREAK	0	-
Home win streak	0	-
ATTENDANCE	67581	80632
Home games-Avg/Game	18-3754	12-6096

2018-19 Results

		Final	Att
<b>NOVEMBER</b>			
6	DELAWARE STATE	W 81-56	3773
9	JAMES MADISON	L 72-73	3918
11	LAMAR	W 84-78 (OT)	3104
16	at Georgia Tech	L 54-79	4922
19	UT-RIO GRANDE VALLEY	W 69-64	3144
21	PRAIRIE VIEW A&M	W 76-64	2972
24	HIGH POINT	L 52-55	3156
27	at UNC-Wilmington	L 86-95	3971
30	APPALACHIAN STATE	W 83-81	3552
<b>DECEMBER</b>			
2	UM-EASTERN SHORE	W 70-47	2964
18	at Charlotte	L 49-55	3640
28	NC A&T	W 77-57	4761
<b>JANUARY</b>			
2	at SMU*	L 54-82	5601
5	CINCINNATI*	W 73-71	4238
10	at Memphis*	L 72-78	14622
13	at UCF*	L 65-76	4692
16	TEMPLE*	L 74-85	4551
23	at Houston*	L 50-94	6297
26	USF*	L 57-77	4610
31	TULANE*	W 66-65	3616
<b>FEBRUARY</b>			
3	at UConn*	L 52-76	8873
6	WICHITA STATE*	L 49-65	3631
10	at USF*	L 68-72 (OT)	5707
13	MEMPHIS*	L 69-79	3411
18	TULSA*	L 73-77 (OT)	4248
23	at Tulane*	W 85-81	1119
27	HOUSTON*	L 65-99	4087
<b>MARCH</b>			
3	at Tulsa*	L 78-91	3507
5	at Wichita State*	L 55-72	10205
10	UCONN*	L 73-82	3845
<i>American Athletic Conference Tournament (Memphis, Tenn.)</i>			
14	vs Wichita State	L 57-73	7476

\* denotes conference game



# HOUSTON

## UNIVERSITY OF HOUSTON

**Location:** Houston, Texas.  
**Enrollment:** 46,355  
**Founded:** 1927  
**Nickname:** Cougars  
**Colors:** Scarlet & White  
**Website:** UHCougars.com  
**Arena:** Fertitta Center (7,035)  
**Chancellor/President:** Dr. Renu Khator  
**Vice President for Athletics:** Chris Pezman

## STRATEGIC COMMUNICATIONS

**Assistant Athletics Director:** Jeff Conrad  
**Office Phone:** (713) 743-9410  
**Mobile:** (713) 557-3841  
**E-mail:** jaconrad@central.uh.edu

## TEAM FACTS

**2018-19 Overall Record:** 33-4  
**2018-19 American Record/Finish:** 16-2/1st  
**2018-19 Postseason:** NCAAs, Sweet 16  
**First Year of Basketball:** 1945-46  
**All-Time Record:** 1,287-855  
**Lettermen Returning/Lost:** 5/5  
**Starters Returning/Lost:** 2/4  
**Newcomers:** 4

## SOCIAL MEDIA

**Twitter:** @UHCougarMBK  
**Instagram:** @UHCougarMBK  
**Facebook:** /UHCougarMBK

## 2019-20 SCHEDULE

### NOVEMBER

12 Alabama State.....7 p.m.  
 15 BYU (ESPNU).....9 p.m.  
 19 at Rice.....8 p.m.  
 22 at Oregon (Pac-12 Network).....9 p.m.  
 26 Houston Baptist.....7 p.m.

### DECEMBER

4 Texas State.....7 p.m.  
 8 at South Carolina (ESPNU).....Noon  
 11 UT Arlington.....7 p.m.  
 15 Oklahoma State (ESPN2/ESPNU).....3 p.m.  
 19 UTEP.....7 p.m.  
**Diamond Head Classic (Honolulu, Hawaii)**  
 22 vs Portland (ESPNU).....3 p.m.  
 23 vs Georgia Tech/Boise State (E2/EU).....TBD  
 25 vs TBD (ESPN2/ESPNU).....TBD

### JANUARY

3 UCF\* (ESPN2).....7 p.m.  
 7 at Temple\* (CBSSN).....7 p.m.  
 11 at Tulsa\* (ESPN/ESPN2).....4 p.m.  
 15 SMU\* (CBSSN).....9 p.m.  
 18 at Wichita State\* (ESPN2/ESPNU).....4 p.m.  
 23 UConn\* (ESPNU).....9 p.m.  
 26 USF\* (CBSSN).....2 p.m.  
 29 at ECU\* (ESPN3).....7 p.m.

### FEBRUARY

1 at Cincinnati\* (ESPN2).....6 p.m.  
 6 Tulane\* (ESPNU).....9 p.m.  
 9 Wichita State\* (ESPN).....3 p.m.  
 12 at USF\* (ESPN2/ESPNU).....9 p.m.  
 15 at SMU\* (ESPN2/ESPNU).....2 p.m.  
 19 Tulsa\* (ESPN2/ESPNU).....9 p.m.  
 22 at Memphis\* (ESPN/ESPN2/ESPNU).....2 p.m.

### MARCH

1 Cincinnati\* (ESPN).....1 p.m.  
 5 at UConn\* (CBSSN).....7 p.m.  
 8 Memphis\* (CBS).....Noon

\* American Athletic Conference game  
 All times Eastern

## 2019-20 ROSTER

No.	Name	Pos.	Class	Ht.	Wt.	Hometown (High School/Last)
0	Marcus Sasser	G	Fr.	6-1	200	Red Oak, Texas (Red Oak)
1	Chris Harris Jr.	C	r-Sr.	6-10	255	Houston, Texas-Madison (San Jacinto JC)
2	Caleb Mills	G	r-Fr.	6-3	175	Arden, N.C. (T.C. Roberson)
3	DeJon Jarreau	G	r-Jr.	6-5	185	New Orleans, La. (McDonogh 35/UMass)
4	Justin Gorham	F	r-Jr.	6-7	235	Columbia, Md. (Calvert Hall/Towson)
5	Cameron Tyson*	G	So.	6-2	200	Bothell, Wash. (Bothell/Idaho)
11	Nate Hinton	G	So.	6-5	210	Gastonia, N.C. (Gaston Day School)
13	J'wan Roberts	F	Fr.	6-6	210	St. Thomas, U.S. Virgin Islands (Shoemaker/Killeen, Texas)
23	Cedrick Alley Jr.	F	r-So.	6-6	225	Houston, Texas (Klein Forest)
24	Quentin Grimes*	G	So.	6-5	205	The Woodlands, Texas-College Park (Kansas)
30	Caleb Broodo	C	r-So.	6-8	240	Midland, Mich. (Dow)
35	Fabian White Jr.	F	Jr.	6-7	230	Atascocita, Texas (Atascocita)
55	Brison Gresham	F/C	r-Jr.	6-8	230	New Orleans, La. (McDonogh 35/UMass)

\* will sit out 2019-20 due to NCAA transfer guidelines

## COACHING STAFF

**Head Coach:** Kelvin Sampson (UNC Pembroke, 1978), Sixth Season  
**Assistant Coach:** Alvin Brooks (Lamar, 1982), 10th Season  
**Assistant Coach:** Kellen Sampson (Oklahoma, 2006), Sixth Season  
**Assistant Coach:** Quannas White (Oklahoma, 2004), Third Season  
**Director of Operations:** Meshu Negga (Houston, 2014), Third Season

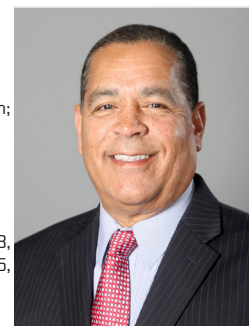


DeJon Jarreau

## Head Coach

### Kelvin Sampson

**Hometown:** Pembroke, N.C.  
**Family:** Wife - Karen; Children - Lauren, Kellen; Grandchildren - Maisy Jade  
**Alma Mater (Year):** UNC Pembroke (1978)  
**Hired at Houston:** April 3, 2014  
**Head Coaching Record:** 616-322, 30 seasons  
**UH Record:** 116-52, five seasons  
**NCAA Tournaments:** 15 (1994, 1995, 1997, 1998, 1999, 2000, 2001, 2002 Final Four, 2003, 2005, 2006, 2007, 2018, 2019)  
**NITs:** 4 (1992, 2004, 2016, 2017)



## Sampson's Collegiate/Professional Career

2014-present Head Coach, Houston  
 2011-14 Assistant Coach, Houston Rockets  
 2008-11 Assistant Coach, Milwaukee Bucks  
 2006-08 Head Coach, Indiana  
 1994-2006 Head Coach, Oklahoma  
 1987-94 Head Coach, Washington State  
 1981-85 Head Coach, Montana Tech

## 2018-19 STATISTICS

##	Player	GP	GS	Min	Avg	TOTAL			3-PTS			REBOUNDS														
						FG	FGA	Pct	3FG	FGA	Pct	FT	FTA	Pct	Off	Def	Tot	Avg	PF	FO	A	TO	Blk	Stl	Pts	Avg
05	Corey Davis Jr.	37	36	1223	33.1	202	481	.420	111	296	.375	113	130	.869	26	97	123	3.3	65	1	103	54	3	38	628	17.0
03	Armoni Brooks	37	36	1136	30.7	172	425	.405	121	310	.390	29	46	.630	40	194	234	6.3	61	1	32	32	11	28	494	13.4
13	DeJon Jarreau	30	0	539	18.0	90	191	.471	12	33	.364	68	98	.694	10	103	113	3.8	70	1	100	63	14	17	260	8.7
25	Galen Robinson, Jr.	37	37	1106	29.9	105	234	.449	28	80	.350	58	87	.667	18	95	113	3.1	50	0	183	63	3	48	296	8.0
11	Nate Hinton	37	1	712	19.2	90	218	.413	28	83	.337	60	70	.857	40	122	162	4.4	57	0	43	34	3	38	268	7.2
35	Fabian White Jr	32	21	587	18.3	79	173	.457	0	1	.000	45	67	.672	62	66	128	4.0	90	3	22	33	19	14	203	6.32
04	Breaon Brady	37	36	514	13.9	93	160	.581	0	0	.000	36	57	.632	56	92	148	4.0	117	4	16	36	24	18	222	6.0
23	Cedrick Alley Jr.	37	16	664	17.9	56	161	.348	31	116	.267	29	38	.763	36	73	109	2.9	43	0	26	26	9	17	172	4.6
55	Brisan Gresham	37	1	505	13.6	55	78	.705	0	0	.000	18	35	.514	62	66	128	3.5	103	4	14	36	48	11	128	3.5
02	Landon Goessling	17	1	107	6.3	9	39	.231	2	20	.100	28	40	.700	2	8	10	0.6	9	0	7	6	0	4	48	2.8
01	Chris Harris Jr.	26	0	291	11.2	30	41	.732	0	0	.000	6	29	.207	42	45	87	3.3	40	1	2	8	27	7	66	2.5
30	Caleb Broodo	8	0	12	1.5	1	2	.500	0	0	.000	0	0	.000	2	5	7	0.9	0	0	0	1	0	0	2	0.3
TEAM															59	81	140	3.8	0		18				0	
Total.....		37		7396		982	2203	.446	333	939	.355	490	697	.703	455	1047	1502	40.6	705	15	548	410	161	240	2787	75.3
Opponents.....		37		7400		749	2035	.368	233	836	.279	527	759	.694	367	869	1236	33.4	639	-	374	452	81	195	2258	61.0

### Returners in italics

### 2018-19 Team Statistics

TEAM STATISTICS	HOU	OPP
SCORING	2787	2258
Points per game	75.3	61.0
Scoring margin	+14.3	-
FIELD GOALS-ATT	982-2203	749-2035
Field goal pct	.446	.368
3 POINT FG-ATT	333-939	233-836
3-point FG pct	.355	.279
3-pt FG made per game	9.0	6.3
FREE THROWS-ATT	490-697	527-759
Free throw pct	.703	.694
REBOUNDS	1502	1236
Rebounds per game	40.6	33.4
Rebounding margin	+7.2	-
ASSISTS	548	374
Assists per game	14.8	10.1
TURNOVERS	410	452
Turnovers per game	11.1	12.2
Turnover margin	+1.1	-
Assist/turnover ratio	1.3	0.8
STEALS	240	195
Steals per game	6.5	5.3
BLOCKS	161	81
Blocks per game	4.4	2.2
WINNING STREAK	0	-
Home win streak	2	-
ATTENDANCE	121042	111223
Home games-Avg/Game	21-5764	11-6728

### 2018-19 Results

		Final	Att
<b>NOVEMBER</b>			
10	ALABAMA A&M	W 101-54	3725
14	RICE	W 79-68	3952
19	NORTHWESTERN STATE	W 82-55	3784
24	at BYU	W 76-62	10959
28	UT-RIO GRANDE VALLEY	W 58-53	3972
<b>DECEMBER</b>			
1	OREGON	W 65-61	7035
4	LAMAR	W 79-56	5587
8	at Oklahoma State	W 63-53	6596
12	LSU	W 82-76	7039
16	SAINT LOUIS	W 68-64	6131
20	UTAH STATE	W 60-50	6264
23	COPPIN STATE	W 75-44	5383
29	NJIT	W 80-59	6180
<b>JANUARY</b>			
2	TULSA	W 74-56	6420
6	MEMPHIS*	W 90-77	7039
9	at Temple*	L 69-73	5723
12	WICHITA STATE*	W 79-70	7039
16	at SMU*	W 69-58	6013
19	at USF*	W 69-60	5563
23	ECU*	W 94-50	6297
27	at Tulsa*	W 77-65	4023
31	TEMPLE*	W 73-66	7039
<b>FEBRUARY</b>			
7	at UCF*	W 77-68	6292
10	CINCINNATI*	W 65-58	7039
14	at UConn*	W 71-63	10095
17	at Tulane*	W 85-50	1957
23	USF*	W 71-59	7039
27	at ECU*	W 99-65	4087
<b>MARCH</b>			
2	UCF*	L 64-69	7039
7	SMU*	W 90-79	7039
10	at Cincinnati*	W 85-69	12701
American Athletic Conference Tournament (Memphis, Tenn.)			
15	vs UConn	W 84-45	
16	MEMPHIS	W 61-58	
17	vs Cincinnati	L 57-69	7223
NCAA Tournament First/Second Rounds (Tulsa, Okla.)			
22	vs Georgia State	W 84-55	
24	vs Ohio State	W 74-59	12606
NCAA Tournament Sweet Sixteen (Kansas City, Mo.)			
29	vs Kentucky	L 58-62	17385

\* denotes conference game



# MEMPHIS

## UNIVERSITY OF MEMPHIS

**Location:** Memphis, Tenn.  
**Enrollment:** 22,044  
**Founded:** 1912  
**Nickname:** Tigers  
**Colors:** Royal Blue & Gray  
**Website:** goTIGERSgo.com  
**Arena:** FedExForum (18,400)  
**President:** Dr. M. David Rudd  
**Director of Athletics:** Laird Veatch

## ATHLETIC COMMUNICATIONS

**Associate Director:** Phil Stukenborg  
**Office Phone:** (901) 678-4780  
**Mobile:** (901) 490-4612  
**E-mail:** p.stukenborg@memphis.edu

## TEAM FACTS

**2018-19 Overall Record:** 22-14  
**2018-19 American Record/Finish:** 11-7/5th  
**2018-19 Postseason:** NIT, Second Round  
**First Year of Basketball:** 1920-21  
**All-Time Record:** 1,612-923-1  
**Lettermen Returning/Lost:** 3/8  
**Starters Returning/Lost:** 0/5  
**Newcomers:** 8

## SOCIAL MEDIA

**Twitter:** @tigersathletics  
**Instagram:** @MemphisAthletics  
**Facebook:** /MemphisTigers

## 2019-20 SCHEDULE

### NOVEMBER

5 South Carolina State ..... 8 p.m.  
 8 UIC (ESPNU) ..... 7 p.m.  
 Phil Knight Invitational (Portland, Ore.)  
 12 vs. Oregon (ESPN) ..... 9 p.m.  
 16 Alcorn State ..... 3 p.m.  
 20 Little Rock ..... 8 p.m.  
 23 Ole Miss (ESP3) ..... 1 p.m.  
 Barclays Classic (Brooklyn, N.Y.)  
 28 vs NC State (ESPN2) ..... TBD

### DECEMBER

3 Bradley (CBSSN) ..... 9 p.m.  
 7 at UAB ..... 2 p.m.  
 14 at Tennessee (ESPN) ..... 3 p.m.  
 21 Jackson State ..... 1 p.m.  
 28 New Orleans (ESPN2/ESPNU) ..... TBD  
 31 Tulane (CBSSN) ..... 1 p.m.

### JANUARY

4 Georgia (CBS) ..... 1 p.m.  
 9 at Wichita State\* (ESPN/ESPN2) ..... 7 p.m.  
 12 at USF\* (ESPN2) ..... TBD  
 16 Cincinnati\* (ESPN) ..... 7 p.m.  
 22 at Tulsa\* (ESPNU) ..... 9 p.m.  
 25 SMU\* (CBSSN) ..... 4 p.m.  
 29 at UCF\* (ESPN2/ESPNU) ..... 7 p.m.

### FEBRUARY

1 UConn\* (CBS) ..... 1 p.m.  
 5 Temple\* (CBSSN) ..... 8 p.m.  
 8 USF\* (CBSSN) ..... 4 p.m.  
 13 at Cincinnati\* (ESPN/ESPN2) ..... 7 p.m.  
 16 at UConn\* (ESPN) ..... 3 p.m.  
 19 ECU\* (CBSSN) ..... 7 p.m.  
 22 Houston\* (ESPN/ESPN2/ESPNU) ..... 2 p.m.  
 25 at SMU\* (CBSSN) ..... 9 p.m.  
 29 at Tulane\* (CBSSN) ..... 8 p.m.

### MARCH

5 Wichita State\* (ESPN/ESPN2) ..... 9 p.m.  
 8 at Houston\* (CBS) ..... 12 p.m.

\* American Athletic Conference game

## 2019-20 ROSTER

No.	Name	Pos.	Class	Ht.	Wt.	Hometown (High School/Last)
0	D.J. Jeffries	F	Fr.	6-7	225	Olive Branch, Miss. (Olive Branch)
1	Tyler Harris	G	So.	5-9	150	Memphis, Tenn. (Cordov)
2	Alex Lomax	G	So.	6-0	190	Memphis, Tenn. (East)
4	Isaiah Stokes	F	R-So.	6-8	270	Memphis, Tenn. (Lausanne/Florida)
5	Boogie Ellis	G	Fr.	6-3	165	San Diego, Calif. (Mission Bay)
10	Damion Baugh	G	Fr.	6-3	180	Nashville, Tenn. (Tennessee Prep Academy (Memphis))
11	Lester Quinones	G	Fr.	6-5	220	Brentwood, N.Y. (IMG Academy)
12	Ryan Boyce	G	R-Fr.	6-6	185	Memphis, Tenn. (East)
14	Isaiah Maurice	F	Sr.	6-10	224	Durham, N.C. (Bull City (N.C.) Prep/South Plains (Texas) JC)
15	Lance Thomas	F	R-So.	6-9	224	Norcross, Ga. (Norcross/Louisville)
23	Malcolm Dandridge	C	Fr.	6-9	250	Memphis, Tenn. (East)
25	Jayden Hardaway	G	R-Fr.	6-5	195	Memphis, Tenn. (IMG Academy)
32	James Wiseman	C	Fr.	7-1	240	Nashville, Tenn. (East)
55	Precious Achiuwa	F	Fr.	6-9	225	Bronx, N.Y. (Montverde Academy (Fla.))

## COACHING STAFF

**Head Coach:** Anfernee 'Penny' Hardaway (Memphis, 2003), Second Season  
**Assistant Coach:** Cody Toppert (Cornell, 2005), First Season  
**Assistant Coach:** Tony Madlock (Memphis, 1991), Second Season  
**Assistant Coach:** Mike Miller (Florida), Second Season  
**Director of Operations:** Rodney Hamilton (Georgia State, 1998), Second Season



Tyler Harris

## Head Coach

### Anfernee 'Penny' Hardaway

**Hometown:** Memphis, Tenn.  
**Family:** Children: Jayden, LaTanfernee, Laila  
**Alma Mater (Year):** Memphis (2003)  
**Hired at Memphis:** March 20, 2018  
**Head Coaching Record:** 22-14, one season  
**Memphis Record:** 22-14, one season  
**NCAA Tournaments:** 0  
**NITs:** 1 (2019)



## Hardaway's Collegiate/Professional Career

2018-Present Head Coach, Memphis

## 2018-19 STATISTICS

##	Player	GP	GS	Min	Avg	TOTAL			3-PTS			FT	FTA	Pct	REBOUNDS				PF	FO	A	TO	Blk	Stl	Pts	Avg
						FG	FGA	Pct	3FG	FGA	Pct				Off	Def	Tot	Avg								
03	Jeremiah Martin	36	36	1231	34.2	220	488	.451	66	191	.346	202	265	.762	39	114	153	4.3	69	0	157	95	23	79	708	19.7
00	Kyvon Davenport	36	23	942	26.2	171	341	.501	37	104	.356	91	152	.599	82	166	248	6.9	122	7	36	55	28	24	470	13.1
01	<i>Tyler Harris</i>	36	15	917	25.5	129	350	.369	79	251	.315	52	62	.839	13	52	65	1.8	72	1	68	62	0	23	389	10.8
05	Kareem Brewton	36	21	803	22.3	114	246	.463	24	75	.320	40	56	.714	32	86	118	3.3	97	4	83	66	3	44	292	8.1
04	Raynere Thornton	36	32	939	26.1	95	191	.497	17	50	.340	47	70	.671	78	142	220	6.1	82	2	37	54	21	37	254	7.1
10	Mike Parks	34	25	520	15.3	83	140	.593	1	9	.111	29	54	.537	51	56	107	3.1	73	1	7	38	12	21	196	5.8
14	<i>Isaiah Maurice</i>	36	9	481	13.4	77	164	.470	13	39	.333	34	42	.810	21	90	111	3.1	87	4	13	40	28	6	201	5.6
02	<i>Alex Lomax</i>	35	11	696	19.9	60	164	.366	7	34	.206	52	71	.732	31	69	100	2.9	60	1	88	60	4	35	179	5.1
11	Antwann Jones	35	6	584	16.7	56	132	.424	15	44	.341	38	45	.844	18	86	104	3.0	59	2	64	51	14	23	165	4.7
30	Evin Olds	8	0	16	2.0	1	3	.333	1	2	.500	6	6	1.000	1	1	2	0.3	4	0	0	2	0	1	9	1.1
12	Victor Enoh	11	1	69	6.3	2	4	.500	0	0	.000	4	10	.400	7	4	11	1.0	9	0	0	3	1	1	8	0.7
50	David Wingett	4	0	23	5.8	1	10	.100	0	8	.000	0	0	.000	0	1	1	0.3	2	0	0	0	1	3	2	0.5
TEAM															65	50	115	3.2	1			11			0	
Total.....		36		7231		1013	2238	.453	260	807	.322	596	835	.714	439	919	1358	37.7	740	22	553	540	144	288	2882	80.1
Opponents.....		36		7193		917	2169	.423	275	855	.322	571	814	.701	411	882	1293	35.9	756	-	533	582	163	282	2680	74.4

### Returners in italics

## 2018-19 Team Statistics

TEAM STATISTICS	MEM	OPP
SCORING	2882	2680
Points per game	80.1	74.4
Scoring margin	+5.6	-
FIELD GOALS-ATT	1013-2238	917-2169
Field goal pct	.453	.423
3 POINT FG-ATT	260-807	275-855
3-point FG pct	.322	.322
3-pt FG made per game	7.2	7.6
FREE THROWS-ATT	596-835	571-814
Free throw pct	.714	.701
REBOUNDS	1358	1293
Rebounds per game	37.7	35.9
Rebounding margin	+1.8	-
ASSISTS	553	533
Assists per game	15.4	14.8
TURNOVERS	540	582
Turnovers per game	15.0	16.2
Turnover margin	+1.2	-
Assist/turnover ratio	1.0	0.9
STEALS	288	282
Steals per game	8.0	7.8
BLOCKS	144	163
Blocks per game	4.0	4.5
WINNING STREAK	0	-
Home win streak	6	-
ATTENDANCE	279956	91120
Home games-Avg/Game	19-14735	13-5985



## 2018-19 Results

		Final	Att
<b>NOVEMBER</b>			
6	TENNESSEE TECH	W 76-61	15231
13	at LSU	L 76-85	9295
17	YALE	W 109-102 (2OT)	14656
22	vs Oklahoma State	L 64-84	2964
23	vs Canisius	W 71-63	2672
25	vs Charleston	L 75-78	1933
<b>FEBRUARY</b>			
1	vs Texas Tech	L 67-78	5749
4	SOUTH DAKOTA STATE	W 88-80	13583
8	UAB	W 94-76	14652
15	TENNESSEE	L 92-102	18528
19	LITTLE ROCK	W 99-89	13599
22	TENNESSEE STATE	W 99-41	15378
29	FLORIDA A&M	W 96-65	14201
<b>JANUARY</b>			
3	WICHITA STATE*	W 85-74	15068
6	at Houston*	L 77-90	7039
10	ECU*	W 78-72	14622
13	at Tulane*	W 83-79	1105
19	SMU*	W 83-61	16673
24	at Temple*	L 76-85	5364
27	UCF*	W 77-57	17046
30	at Tulsa*	L 79-95	4018
<b>FEBRUARY</b>			
2	at USF*	L 78-84	4573
7	CINCINNATI*	L 64-69	16363
10	UCONN*	W 78-71	17162
13	at ECU*	W 79-69	3411
16	at UCF*	L 72-79	5458
20	TULANE*	W 102-76	14747
23	at Wichita State*	W 88-85	10506
26	TEMPLE*	W 81-73	14652
<b>MARCH</b>			
2	at Cincinnati*	L 69-71	12392
9	TULSA*	W 66-63	17611
<u>American Athletic Conference Tournament (Memphis, Tenn.)</u>			
14	TULANE	W 83-68	8046
15	at UCF	W 79-55	7610
16	at Houston	L 58-61	
<u>National Invitational Tournament</u>			
19	SAN DIEGO	W 74-60	8138
22	at Creighton	L 67-79	7031

\* denotes conference game

## UNIVERSITY OF SOUTH FLORIDA

**Location:** Tampa, Fla.  
**Enrollment:** 50,577  
**Founded:** 1956  
**Nickname:** Bulls  
**Colors:** Green and Gold  
**Website:** GoUSFBulls.com  
**Arena:** Yuengling Center (10,411)  
**President:** Steven C. Currall  
**Vice President of Athletics:** Michael Kelly

## ATHLETIC COMMUNICATIONS

**Assistant Director:** Jay D'Abramo  
**Office Phone:** (813) 974-7099  
**Mobile:** (813) 210-7333  
**E-mail:** dabramo@usf.edu

## TEAM FACTS

**2018-19 Overall Record:** 24-14  
**2018-19 American Record/Finish:** 8-10  
**2018-19 Postseason:** CIT Champions  
**First Year of Basketball:** 1971-72  
**All-Time Record:** 645-791 (48 seasons)  
**Lettermen Returning/Lost:** 10/3  
**Starters Returning/Lost:** 5/0  
**Newcomers:** 2

## SOCIAL MEDIA

**Twitter:** @USFMBB  
**Instagram:** @USFMBB  
**Facebook:** /USFMBB

## 2019-20 SCHEDULE

### NOVEMBER

5 Arkansas Pine-Bluff (ESPN3) 8 p.m.  
 10 Boston College (CBSSN) Noon  
 13 IUPUI (ESPN3) 7 p.m.  
 21 Wofford (ESPN3) 7 p.m.  
 Cayman Islands Challenge  
 (George Town, Grand Cayman)  
 25 vs Loyola Chicago TBD  
 26 vs Colorado State/New Mexico State TBD  
 27 vs TBD TBD

### DECEMBER

2 Furman (ESPN3) 7 p.m.  
 6 Dartmouth (ESPN3) 8 p.m.  
 15 Drexel (ESPN3) TBD  
 Battleground 2k19 (Houston, Texas)  
 18 vs Utah State TBD  
 Orange Bowl Classic (Sunrise, Fla.)  
 21 vs Florida State (FS2) 2 p.m.  
 29 Florida Atlantic (ESPN3) 5 p.m.

### JANUARY

1 at SMU\* (ESPN3) 5 p.m.  
 4 UConn\* (ESPN2/ESPNU) 2 p.m.  
 7 at ECU\* (ESPN3) 7 p.m.  
 12 Memphis\* (ESPN2) TBD  
 18 at UCF\* (ESPNU) 6 p.m.  
 21 Wichita State\* (ESPNEWS) 7 p.m.  
 26 at Houston\* (CBSSN) 2 p.m.  
 29 at Tulane\* (ESPN3) 8 p.m.

### FEBRUARY

1 UCF\* (ESPNU) 4 p.m.  
 8 at Memphis\* (CBSSN) 4 p.m.  
 12 Houston\* (ESPN2/ESPNU) 9 p.m.  
 15 Tulsa\* (ESPNU) Noon  
 20 at Wichita State\* (CBSSN) 7 p.m.  
 23 at UConn\* (CBSSN) 2 p.m.  
 26 ECU\* (ESPN3) 7 p.m.

### MARCH

1 at Temple\* (CBSSN) Noon  
 3 Cincinnati\* (ESPNU) 7 p.m.  
 7 SMU\* (ESPN3) 7 p.m.

\* American Athletic Conference game  
 All times Eastern

## 2019-20 ROSTER

No.	Name	Pos.	Class	Ht.	Wt.	Hometown (High School/Last)
0	David Collins	G	Jr.	6-3	218	Youngstown, Ohio (First Love Christian Academy (Pa.))
1	Xavier Castaneda	G	So.	6-1	188	Chicago, Ill. (Whitney Young)
2	Ezacuras Dawson III	G	R-So.	6-3	200	Miami, Fla. (South Miami/Oklahoma State)
3	Laquincy Rideau	G	R-Sr.	6-1	205	West Palm Beach, Fla. (Blanche Ely/Gardner-Webb)
4	Michael Durr	F	So.	7-0	250	Atlanta, Ga. (Victory Rock Prep)
5	Rashun Williams	G	So.	6-6	222	Arlington, Ga. (Calhoun County)
10	Alexis Yetna	F	R-So.	6-8	234	Paris, France (Putnam Science Academy (Conn.))
11	Mark Calleja	G	So.	6-2	190	Hudson, Fla. (Hudson)
13	Justin Brown	G/F	Jr.	6-6	218	Atlanta, Ga. (Hargrave Military Academy (Va.))
20	Mayan Kiir	F	Jr.	6-9	208	Bradenton, Fla. (Victory Rock Prep/LSU)
22	Madut Akec	F	R-Fr.	6-7	208	Bradenton, Fla. (Victory Rock Prep)
24	Jamir Chaplin	G	Fr.	6-5	197	Norcross, Ga. (Meadowcreek)
33	B.J. Mack	F	Fr.	6-8	261	Charlotte, N.C. (Oak Hill Academy)
34	Antun Maricevic	F	Sr.	6-10	260	Zagreb, Croatia (Casper College)

## COACHING STAFF

**Head Coach:** Brian Gregory (Oakland 1990), Third Season  
**Assistant Coach:** Tom Herrion (Merrimack, 1989), Third Season  
**Assistant Coach:** Scott Wagers (Tennessee Wesleyan, 1989), Third Season  
**Assistant Coach:** Larry Dixon (Johnson C. Smith University, 1996), Second Season  
**Director of Operations:** Jarrod Lazarus (Florida State, 2009), Third Season



David Collins

## Head Coach

### Brian Gregory

**Hometown:** Mount Prospect, Ill.  
**Family:** Wife - Yvette; Children - Isabella, Elyse  
**Alma Mater (Year):** Oakland, 1990  
**Hired at Cincinnati:** March 14, 2017  
**Head Coaching Record:** 282-216, 15 seasons  
**UCF Record:** 34-36, 2 seasons  
**NCAA Tournaments:** 2 (2004, 2009)  
**NITs:** 4 (2008, 2010, 2011, 2016)



## Gregory's Collegiate/Professional Career

2017-Present Head Coach, USF  
 2016-17 Consultant, Michigan State  
 2011-16 Head Coach, Georgia Tech  
 2003-11 Head Coach, Dayton  
 1999-2003 Assistant Coach, Michigan State  
 1997-99 Assistant Coach, Northwestern  
 1996-97 Assistant Coach, Toledo  
 1990-96 Assistant Coach, Michigan State

## 2018-19 STATISTICS

##	Player	GP	GS	Min	Avg	TOTAL			3-PTS			REBOUNDS														
						FG	FGA	Pct	3FG	FGA	Pct	FT	FTA	Pct	Off	Def	Tot	Avg	PF	FO	A	TO	Blk	Stl	Pts	Avg
00	COLLINS, David	37	37	1243	33.6	167	418	.400	47	150	.313	206	299	.703	23	116	139	3.8	117	3	115	117	11	76	587	15.9
03	RIDEAU, Laquincy	35	34	1125	32.1	162	396	.409	54	160	.338	90	164	.549	33	98	131	3.7	125	4	189	126	5	101	468	13.4
10	YETNA, Alexis	36	34	1089	30.3	165	306	.539	28	76	.368	85	136	.625	117	229	346	9.6	91	5	36	59	21	30	443	12.3
13	BROWN, Justin	38	29	879	23.1	105	254	.413	65	181	.359	39	51	.765	49	51	100	2.6	50	1	31	39	4	23	314	8.3
23	LANG, T.J.	35	11	700	20.0	60	175	.343	44	133	.331	35	47	.745	20	55	75	2.1	59	0	26	24	3	15	199	5.7
04	DURR, Michael	38	37	810	21.3	78	153	.510	0	1	.000	59	110	.536	78	157	235	6.2	104	3	14	52	46	11	215	5.7
20	KIIR, Mayan	38	3	474	12.5	55	121	.455	4	23	.174	63	103	.612	36	66	102	2.7	99	6	15	54	19	18	177	4.7
01	CASTANEDA, Xavier	38	3	711	18.7	47	141	.333	17	53	.321	53	76	.697	18	42	60	1.6	57	0	65	59	1	19	164	4.3
34	MARICEVIC, Antun	38	1	541	14.2	52	97	.536	7	11	.636	22	31	.710	46	55	101	2.7	66	1	17	28	11	11	133	3.5
05	WILLIAMS, Rashun	16	0	129	8.1	13	35	.371	4	17	.235	4	4	1.000	5	15	20	1.3	7	0	10	5	3	1	34	2.1
11	CALLEJA, Mark	5	0	16	3.2	2	8	.250	1	6	.167	2	2	1.000	1	2	3	0.6	5	0	1	0	0	1	7	1.4
41	SCEKIC, Nikola	10	1	48	4.8	4	14	.286	1	8	.125	0	1	.000	1	2	3	0.3	10	0	1	2	0	0	9	0.9
14	LUBIN, Ron	4	0	10	2.5	1	2	.500	0	0	.000	0	0	.000	0	2	2	0.5	0	0	1	2	0	0	2	0.5
TEAM																										
Total.....		38		7775		911	2120	.430	272	819	.332	658	1018	.646	519	964	1483	39.0	791	23	521	604	124	306	2752	72.4
Opponents.....		38		7775		857	2034	.421	243	760	.320	596	866	.688	350	879	1229	32.3	845	-	496	582	166	264	2553	67.2

### 2018-19 Team Statistics

TEAM STATISTICS	USF	OPP
SCORING	2752	2553
Points per game	72.4	67.2
Scoring margin	+5.2	-
FIELD GOALS-ATT	911-2120	857-2034
Field goal pct	.430	.421
3 POINT FG-ATT	272-819	243-760
3-point FG pct	.332	.320
3-pt FG made per game	7.2	6.4
FREE THROWS-ATT	658-1018	596-866
Free throw pct	.646	.688
REBOUNDS	1483	1229
Rebounds per game	39.0	32.3
Rebounding margin	+6.7	-
ASSISTS	521	496
Assists per game	13.7	13.1
TURNOVERS	604	582
Turnovers per game	15.9	15.3
Turnover margin	-0.6	-
Assist/turnover ratio	0.9	0.9
STEALS	306	264
Steals per game	8.1	6.9
BLOCKS	124	166
Blocks per game	3.3	4.4
WINNING STREAK	1	-
Home win streak	4	-
ATTENDANCE	77400	60177
Home games-Avg/Game	23-3365	12-4799



### 2018-19 Results

		Final	Att
<b>NOVEMBER</b>			
6	ALABAMA A&M	W 80-63	2213
12	AUSTIN PEAY	W 74-70 (OT)	2474
16	vs Ohio	W 73-46	1169
18	vs Georgetown	L 73-76 (OT)	1425
21	FLORIDA A&M	W 69-59	2595
24	THE CITADEL	L 81-84	2626
28	STETSON	W 75-71	2415
30	COLGATE	W 73-63	4992
<b>DECEMBER</b>			
15	APPALACHIAN STATE	W 76-69	5117
18	at FIU	W 82-73	706
21	ALCRON STATE	W 83-44	2329
29	FAIRLEIGH DICKINSON	W 60-54	2945
<b>JANUARY</b>			
2	UCONN*	W 76-68	3429
5	at Tulsa*	L 75-78	4025
9	TULANE*	W 66-48	3115
12	at Temple*	L 80-82 (OT)	6826
15	at Cincinnati*	L 74-82	10347
19	HOUSTON*	L 60-69	5563
22	WICHITA STATE*	W 54-41	3153
26	at ECU*	W 77-57	4610
<b>FEBRUARY</b>			
2	MEMPHIS*	W 84-78	4573
7	at SMU*	W 67-66	5677
10	ECU*	W 72-68 (OT)	5707
13	at UCF*	L 65-78	4719
16	TEMPLE*	L 69-70 (OT)	4898
19	FLORIDA COLLEGE	W 95-54	1060
23	at Houston*	L 59-71	7039
27	UCF*	L 63-75	7231
<b>MARCH</b>			
3	at UConn*	L 58-60	9034
6	at Tulane*	W 75-70	1020
10	SMU*	L 71-77	3548
American Athletic Conference Tournament (Memphis, Tenn.)			
14	vs UConn	L 73-80	
College Basketball Invitational			
20	STONY BROOK	W 82-79 (OT)	1705
25	UTAH VALLEY	W 66-57	1679
28	LOYOLA MARYMOUNT	W 56-47	1658
<b>APRIL</b>			
1	DEPAUL	W 63-61	2375
3	at DePaul	L 96-100 (OT)	1704
5	at DePaul	W 77-65	1876

\* denotes conference game

## SOUTHERN METHODIST UNIVERSITY

**Location:**..... Dallas, Texas  
**Enrollment:**..... 11,789  
**Founded:**..... 1911  
**Nickname:**..... Mustangs  
**Colors:**..... Red and Blue  
**Website:**..... SMUMustangs.com  
**Arena:**..... Moody Coliseum (7,000)  
**President:**..... R. Gerald Turner  
**Director of Athletics:**..... Rick Hart

## ATHLETICS PUBLIC RELATIONS

**Director:**..... Herman Hudson  
**Office Phone:**..... (214) 768-1304  
**Mobile:**..... (214) - 924-0358  
**E-mail:**..... hermanh@smu.edu

## TEAM FACTS

**2018-19 Overall Record:** ..... 15-17  
**2018-19 American Record/Finish:** ..... 6-12/t9th  
**2018-19 Postseason:** ..... American First Round  
**First Year of Basketball:** ..... 1916-17  
**All-Time Record:** ..... 1,331-1,226  
**Lettermen Returning/Lost:** ..... 9/5  
**Starters Returning/Lost:** ..... 2/3  
**Newcomers:** ..... 8

## SOCIAL MEDIA

**Twitter:** ..... @SMUBasketball  
**Instagram:** ..... @SMUBasketball  
**Facebook:** ..... /SMUBasketball

## 2019-20 SCHEDULE

### NOVEMBER

5 Jacksonville State (ESPN3) ..... 8 p.m.  
 12 New Orleans (ESPN3) ..... 8 p.m.  
 16 Jackson State ..... TBD  
 18 at Evansville ..... 7 p.m.  
 23 at UNLV (Facebook) ..... 10:30 p.m.  
 27 Hartford (ESPN3) ..... 7 p.m.  
 29 Abilene Christian (ESPN3) ..... 8 p.m.

### DECEMBER

3 Northwestern State (ESPN3) ..... 8 p.m.  
 7 Georgetown (ESPN3) ..... 7:30 p.m.  
 20 at Georgia (SEC Network) ..... 7 p.m.  
 23 Georgia State (ESPN3) ..... 8 p.m.

### JANUARY

1 USF\* (ESPN3) ..... 5 p.m.  
 4 at Vanderbilt (SEC Network) ..... 9 p.m.  
 8 UCF\* (ESPN3) ..... 8 p.m.  
 11 at ECU\* (ESPN3) ..... 2 p.m.  
 15 at Houston\* (CBSSN) ..... 9 p.m.  
 18 Temple\* (ESPN2/ESPN3) ..... 8 p.m.  
 22 ECU\* (ESPN3) ..... 8 p.m.  
 25 at Memphis\* (CBSSN) ..... 4 p.m.  
 28 at Cincinnati\* (ESPNEWS) ..... 7 p.m.

### FEBRUARY

1 Tulane\* (ESPN3) ..... 8 p.m.  
 8 at Temple\* (ESPN3) ..... Noon  
 12 UConn\* (ESPNEWS) ..... 7 p.m.  
 15 Houston\* (ESPN2/ESPN3) ..... 2 p.m.  
 19 at Tulane\* (ESPN3) ..... 8 p.m.  
 22 at Tulsa\* (ESPN3) ..... 6 p.m.  
 25 Memphis\* (CBSSN) ..... 9 p.m.

### MARCH

1 Wichita State\* (ESPN3) ..... 4 p.m.  
 4 at UCF\* (ESPN3) ..... 7 p.m.  
 7 at USF\* (ESPN3) ..... 7 p.m.

\* American Athletic Conference game  
 All times Eastern

## 2019-20 ROSTER

No.	Name	Pos.	Class	Ht.	Wt.	Hometown (High School/Last)
0	Tyson Jolly	G	Jr.	6-4	190	Muskogee, Okla. (Putnam City West/Trinity Valley CC)
1	Feron Hunt	F	So.	6-8	195	New Orleans, La. (DeSoto/Texas)
2	Darius McNeill	G	Jr.	6-3	185	Houston, Texas (Westfield)
3	Kendric Davis	G	So.	5-11	180	Houston, Texas (Sam Houston/TCU)
4	Charles Smith IV	G	Fr.	6-5	185	Atlanta, Ga. (Wheeler)
5	Emmanuel Bandoumel	G	JC	6-4	180	Quebec City, Quebec (Hill College/de Brebeuf)
12	Luke Wilfong	G	So.	6-1	170	Memphis, Tenn. (Memphis University School)
13	CJ White	G	So.	6-5	185	Little Rock, Ark. (Parkview)
14	William Douglas	G	Jr.	6-5	193	Memphis, Tenn. (Christian Brothers)
15	Isiaha Mike	F	Jr.	6-8	215	Scarborough, Ontario (Trinity International/Nevada)
20	Grant Youngkin	G	Jr.	6-3	190	Washington, D.C. (St. Alban's School/Rice)
21	Jahmar Young Jr.	F	So.	6-9	215	DeSoto, Texas (DeSoto)
22	Isiah Jasey	F	Jr.	6-10	250	Killeen, Texas (Sunrise Christian Academy/Kansas)
23	Alex Tabor Jr.	G	Fr.	6-2	175	Charlotte, N.C. (Charlotte Country Day)
24	Everett Ray	F	So.	6-7	220	Addison, Texas (Trinity Christian Academy)
25	Ethan Chargois	F	Jr.	6-9	235	Tulsa, Oklahoma (Union)
33	Darius McBride	G	Fr.	6-4	190	Cedar Park, Texas (Austin Westlake)

## COACHING STAFF

**Head Coach:** Tim Jankovich (Kansas State, 1982), Fourth Season  
**Associate Head Coach:** K.T. Turner (Oklahoma City, 2003), Seventh Season  
**Assistant Coach:** Jay Duncan (Villanova, 2012), Eighth Season  
**Assistant Coach:** Yaphett King (Cal State Fullerton, 2005), First Season  
**Director of Operations:** Sean Stout (North Carolina, 2010), Seventh Season



Isiaha Mike

## Head Coach

### Tim Jankovich

**Hometown:** Washington, D.C.  
**Family:** Wife - Cindy; Child - Michael  
**Alma Mater (Year):** Kansas State, 1982  
**Hired at SMU:** July 8, 2016  
**Head Coaching Record:** 228-158, 12 seasons  
**SMU Record:** 71-38, three seasons  
**NCAA Tournaments:** 1 (2017)  
**NITs:** 4 (2008, 2009, 2010, 2012)



## Jankovich's Collegiate/Professional Career

2016-Present	Head Coach, SMU
2012-2016	Associate Head Coach, SMU
2007-12	Head Coach, Illinois State
2003-07	Assistant Coach, Kansas
2002-03	Assistant Coach, Illinois
1999-2002	Assistant Coach, Vanderbilt
1997-99	Head Coach, Hutchinson CC
1993-97	Head Coach, North Texas
1992-93	Assistant Coach, Oklahoma State
1991-92	Assistant Coach, Baylor
1987-91	Associate Head Coach Colorado
1986-87	Assistant Coach, Texas
1984-86	Assistant Coach Kansas State
1983-84	Graduate Assistant Coach, UT-Pan American

## 2018-19 STATISTICS

##	Player	GP	GS	Min	Avg	TOTAL			3-PTS			REBOUNDS														
						FG	FGA	Pct	3FG	FGA	Pct	FT	FTA	Pct	Off	Def	Tot	Avg	PF	FO	A	TO	Blk	Stl	Pts	Avg
00	Jahmal McMurray	32	31	1047	32.7	206	459	.449	101	256	.395	67	81	.827	5	70	75	2.3	69	1	84	55	4	23	580	18.1
25	Ethan Chargois	32	31	926	28.9	133	306	.435	45	129	.349	86	123	.699	65	133	198	6.2	93	2	61	63	23	28	397	12.4
33	Jimmy Whitt Jr.	30	30	1053	35.1	162	332	.488	4	28	.143	42	74	.568	62	131	193	6.4	71	1	119	44	13	43	370	12.3
15	Isiaha Mike	32	32	982	30.7	126	278	.453	50	136	.368	71	93	.763	58	116	174	5.4	100	2	54	61	35	30	373	11.7
01	Feron Hunt	32	8	756	23.6	98	177	.554	8	32	.250	38	55	.691	62	143	205	6.4	63	1	22	47	28	25	242	7.6
10	Jarrey Foster	16	14	370	23.1	36	105	.343	11	41	.268	28	37	.757	25	32	57	3.6	36	0	24	23	8	7	111	6.9
05	Nat Dixon	31	13	753	24.3	50	141	.355	31	95	.326	24	32	.750	22	37	59	1.9	30	0	48	24	1	20	155	5.0
13	CJ White	24	0	251	10.5	14	48	.292	10	33	.303	6	10	.600	9	31	40	1.7	12	0	18	16	2	3	44	1.8
03	William Douglas	25	0	169	6.8	4	26	.154	3	20	.150	8	10	.800	6	11	17	0.7	28	0	9	9	1	8	19	0.8
21	Jahmar Young Jr.	22	0	85	3.9	4	9	.444	0	0	.000	4	8	.500	6	15	21	1.0	13	0	1	7	8	2	12	0.5
12	James Pyle	6	1	8	1.3	0	3	.000	0	2	.000	0	0	.000	0	0	0	0.0	0	0	1	0	0	0	0	0.0
TEAM															55	47	102	3.2	0		2			0		
Total.....		32		6400		833	1884	.442	263	772	.341	374	523	.715	375	766	1141	35.7	515	7	441	351	123	189	2303	72.0
Opponents.....		32		6402		793	1853	.428	267	761	.351	396	547	.724	354	747	1101	34.4	502	-	493	370	86	155	2249	70.3

Returners in *italics*

### 2018-19 Team Statistics

TEAM STATISTICS	SMU	OPP
SCORING	2303	2249
Points per game	72.0	70.3
Scoring margin	+1.7	-
FIELD GOALS-ATT	833-1884	793-1853
Field goal pct	.442	.428
3 POINT FG-ATT	263-772	267-761
3-point FG pct	.341	.351
3-pt FG made per game	8.2	8.3
FREE THROWS-ATT	374-523	396-547
Free throw pct	.715	.724
REBOUNDS	1141	1101
Rebounds per game	35.7	34.4
Rebounding margin	+1.3	-
ASSISTS	441	493
Assists per game	13.8	15.4
TURNOVERS	351	370
Turnovers per game	11.0	11.6
Turnover margin	+0.6	-
Assist/turnover ratio	1.3	1.3
STEALS	189	155
Steals per game	5.9	4.8
BLOCKS	123	86
Blocks per game	3.8	2.7
WINNING STREAK	0	-
Home win streak	0	-
ATTENDANCE	103856	75023
Home games-Avg/Game	18-5770	10-7427

### 2018-19 Results

		Final	Att
<b>NOVEMBER</b>			
8	NORTHWESTERN STATE	W 69-58	5605
11	SOUTHERN MISS	L 64-74	5508
14	WESTERN CAROLINA	W 98-65	5440
17	LIPSCOMB	L 73-79	5623
20	vs Bradley	L 62-75	400
21	vs Wright State	W 77-76	350
27	LAMAR	W 79-65	5611
29	MCNEESE STATE	W 91-59	5384
<b>DECEMBER</b>			
2	ORAL ROBERTS	W 79-67	5627
5	TCU	L 59-67	5929
15	at Georgetown	W 81-73	6763
22	CORNELL	W 81-53	6067
<b>JANUARY</b>			
2	ECU*	W 82-54	5601
4	at Tulane*	W 74-65	1469
10	at UConn*	L 64-76	6538
12	TULSA*	W 77-57	6001
16	HOUSTON*	L 58-69	6013
19	at Memphis*	L 61-83	16673
26	TULANE*	W 85-75	5993
30	at Wichita State*	L 83-85	10096
<b>FEBRUARY</b>			
2	at Cincinnati*	L 68-73	12256
7	USF*	L 66-67	5677
10	UCF*	L 65-71	5989
13	at Temple*	L 74-82	4913
21	UCONN*	W 77-59	5856
24	at UCF*	L 48-95	4978
27	CINCINNATI*	L 49-52	5747
<b>MARCH</b>			
3	WICHITA STATE*	L 55-67	6185
7	at Houston*	L 79-90	7039
10	at USF*	W 77-71	3548
<u>American Athletic Conference Tournament (Memphis, Tenn.)</u>			
14	vs Tulsa	W 74-65	
15	vs Cincinnati	L 74-82	

\* denotes conference game



# TEMPLE

## TEMPLE UNIVERSITY

**Location:** Philadelphia, Pa.  
**Enrollment:** 41,000  
**Founded:** 1884  
**Nickname:** Owls  
**Colors:** Cherry and White  
**Website:** owlsports.com  
**Arena:** Liacouras Center (10,206)  
**President:** Richard M. Englert  
**Director of Athletics:** Dr. Patrick Kraft

## STRATEGIC COMMUNICATIONS

**Associate Athletic Director:** Larry Dougherty  
**Office Phone:** (215) 204-2588  
**Mobile:** (215) 651-1822  
**E-mail:** larrydoc@temple.edu

## TEAM FACTS

**2018-19 Overall Record:** 23-10  
**2018-19 American Record/Finish:** 13-5/T-3rd  
**2018-19 Postseason:** NCAA First Four  
**First Year of Basketball:** 1894-95  
**All-Time Record:** 1,926-1,078  
**Lettermen Returning/Lost:** 10/3  
**Starters Returning/Lost:** 3/2  
**Newcomers:** 4

## SOCIAL MEDIA

**Twitter:** @TUMBBHoops  
**Instagram:** @TUMBBHoops  
**Facebook:** /TempleMensBasketball

## 2019-20 SCHEDULE

### NOVEMBER

5 Drexel (ESPN3) 8 p.m.  
 9 Morgan State (ESPN3) 2 p.m.  
 16 at LaSalle (ESPN+) TBD  
 22 at USC (Pac-12 Network) 11 p.m.  
 Orlando Invitational (Orlando, Fla.)  
 28 vs Maryland (ESPN2) 11 a.m.  
 29 vs Texas A&M/Harvard (ESPN/ESPN2) TBD

### DECEMBER

1 vs TBD (ESPN/ESPN2/ESPNU) TBD  
 7 Missouri (ESPNU) 7:30 p.m.  
 10 Saint Joseph's (ESPNU) 7 p.m.  
 Basketball Hall of Fame Invitational (Brooklyn, N.Y.)  
 17 Miami (Fla.) (ESPNU) 9:30 p.m.  
 21 Rider (ESPN3) 1 p.m.  
 31 at UCF\* (ESPNU) 2 p.m.

### JANUARY

3 at Tulsa\* (ESPNU) 9 p.m.  
 7 Houston\* (CBSSN) 7 p.m.  
 11 Tulane\* (ESPNU) Noon  
 15 Wichita State\* (ESPN2/ESPNU) 9 p.m.  
 18 at SMU\* (ESPN2/ESPNU) 8 p.m.  
 22 Cincinnati\* (ESPNNEWS) 7 p.m.  
 25 at Penn 2 p.m.  
 29 at UConn\* (ESPNNEWS) 7 p.m.

### FEBRUARY

1 ECU\* (CBSSN) 6 p.m.  
 5 at Memphis\* (CBSSN) 8 p.m.  
 8 SMU\* (ESPNU) Noon  
 12 at Tulane\* (ESPN3) 8 p.m.  
 16 Villanova (ESPN) 1 p.m.  
 20 UConn\* (ESPN/ESPN2) 7 p.m.  
 23 at ECU\* (ESPNU) Noon  
 27 at Wichita State\* (ESPN/ESPN2) 7 p.m.

### MARCH

1 USF\* (CBSSN) Noon  
 4 Tulsa\* (ESPN3) 7 p.m.  
 7 at Cincinnati\* (CBSSN) 8 p.m.

\* American Athletic Conference game  
 All times Eastern

## 2019-20 ROSTER

No.	Name	Pos.	Class	Ht.	Wt.	Hometown (High School/Last)
0	Alani Moore II	G	Sr.	5-10	170	Washington, D.C. (Friendship Collegiate Academy)
1	Quinton Rose	G	Sr.	6-8	185	Rochester, N.Y. (Bishop Kearney)
2	Monte' Scott	G	Jr.	6-5	185	Union, N.J. (St. Benedict's Prep/Kennesaw State)
3	Josh Pierre-Louis	G	Fr.	6-3	180	Plainfield, N.J. (Roselle Catholic)
4	J.P. Moorman II	F	Jr.	6-7	210	Greensboro, N.C. (Greensboro Day School)
10	Jake Forrester*	F	So.	6-8	220	Harrisburg, Pa. (Westtown/Indiana)
11	Damion Dunn	G	Fr.	6-4	165	Kinston, N.C. (Meadowcreek (Ga.))
13	Tai Strickland*	G	So.	6-2	180	Tampa, Fla. (St. Petersburg/Wisconsin)
14	Arashma Parks	F	R-Fr.	6-9	235	North Royalton, Ohio (Phelps School (Pa.))
15	Nate Pierre-Louis	G	Jr.	6-4	200	Plainfield, N.J. (Roselle Catholic)
21	Justyn Hamilton	F	Jr.	6-10	190	Charlotte, N.C. (Independence)
22	De'Vondre Perry	F	Jr.	6-7	220	Baltimore, Md. (Polytechnic Institute)
25	Tim Waddington	F	Sr.	6-5	195	Warrington, Pa. (Central Bucks South)
31	Jasen West	G	So.	6-1	170	Orlando, Fla. (Lake Highland Prep)
32	Anto Keshgegian	G	Sr.	6-3	185	Media, Pa. (St. Joseph's Prep)
44	Damion Moore	C	Sr.	6-11	225	Jackson, Miss. (Callaway)

## COACHING STAFF

**Head Coach:** Aaron McKie (Temple, 1994), First Season  
**Associate Head Coach:** Monte Ross (Winston-Salem, 1992), First Season  
**Assistant Coach:** Chris Clark (Temple, 2008), Fourth Season  
**Assistant Coach:** Jimmy Fenerty (Dickinson, 2013), First Season  
**Director of Operations:** Raheem Mapp (Temple, 2009), Fifth Season



Nate Pierre-Louis

## Head Coach Aaron McKie

**Hometown:** Philadelphia, Pa.  
**Family:** Wife - Lisa; Children - Erin, Jaron, Justin and Julian  
**Alma Mater (Year):** Temple (1994)  
**Hired at Temple:** April, 2, 2019  
**Head Coaching Record:** First Season  
**Temple Record:** First Season  
**NCAA Tournaments:** 0  
**NITs:** 0



## McKie's Collegiate/Professional Career

2019-Present Head Coach, Temple  
 2018-19 Associate Head Coach, Temple  
 2014-18 Assistant Coach, Temple  
 2008-13 Assistant Coach, Philadelphia 76ers


## 2018-19 STATISTICS

##	Player	GP	GS	Min	Avg	TOTAL			3-PTS			REBOUNDS														
						FG	FGA	Pct	3FG	FGA	Pct	FT	FTA	Pct	Off	Def	Tot	Avg	PF	FO	A	TO	Blk	Stl	Pts	Avg
10	Shizz Alston, Jr.	33	33	1226	37.2	207	511	.405	99	283	.350	138	152	.908	17	74	91	2.8	63	0	166	84	5	49	651	19.7
01	Quinton Rose	33	33	1144	34.7	204	500	.408	41	149	.275	89	130	.685	15	110	125	3.8	67	0	82	83	7	71	538	16.3
15	Nate Pierre-Louis	33	33	1132	34.3	153	333	.459	26	84	.310	106	159	.667	43	149	192	5.8	75	0	69	56	10	53	438	13.3
24	Ernest Aflakpui	30	27	649	21.6	71	119	.597	0	0	.000	36	60	.600	77	135	212	7.1	91	1	13	34	11	18	178	5.9
04	J.P. Moorman II	33	10	765	23.2	70	157	.446	34	83	.410	20	29	.690	32	106	138	4.2	82	2	56	21	9	23	194	5.9
21	Justyn Hamilton	28	4	356	12.7	50	89	.562	1	3	.333	15	29	.517	27	30	57	2.0	56	2	9	14	7	11	116	4.1
00	Alani Moore II	32	0	488	15.3	41	114	.360	25	73	.342	25	32	.781	9	25	34	1.1	37	0	39	24	0	22	132	4.1
22	De'Vondre Perry	33	20	643	19.5	44	120	.367	20	70	.286	28	37	.757	22	82	104	3.2	77	0	34	32	12	29	136	4.1
23	Damion Moore	26	5	264	10.2	31	49	.633	0	0	.000	13	19	.684	29	33	62	2.4	30	0	8	7	11	8	75	2.9
25	Tim Waddington	3	0	2	0.7	0	0	.000	0	0	.000	2	2	1.000	0	0	0	0.0	0	0	0	0	0	0	2	0.7
13	Jackson, Jr., Quentin	10	0	25	2.5	2	6	.333	1	3	.333	0	0	.000	0	1	1	0.1	2	0	0	2	1	0	5	0.5
03	Jasen West	3	0	2	0.7	0	0	.000	0	0	.000	0	0	.000	0	0	0	0.0	1	0	0	0	0	0	0	0.0
32	Anto Keshgegian	2	0	2	1.0	0	0	.000	0	0	.000	0	0	.000	0	0	0	0.0	0	0	0	0	0	0	0	0.0
TEAM															55	65	120	3.6	0		10			0		
Total.....		33		6698		873	1998	.437	247	748	.330	472	649	.727	326	810	1136	34.4	581	5	476	367	73	284	2465	74.7
Opponents.....		33		6703		841	1897	.443	239	727	.329	437	643	.680	334	888	1222	37.0	550	-	421	485	85	182	2358	71.5

### Returners in italics

## 2018-19 Team Statistics

TEAM STATISTICS	TEM	OPP
SCORING	2465	2358
Points per game	74.7	71.5
Scoring margin	+3.2	-
FIELD GOALS-ATT	873-1998	841-1897
Field goal pct	.437	.443
3 POINT FG-ATT	247-748	239-727
3-point FG pct	.330	.329
3-pt FG made per game	7.5	7.2
FREE THROWS-ATT	472-649	437-643
Free throw pct	.727	.680
REBOUNDS	1136	1222
Rebounds per game	34.4	37.0
Rebounding margin	-2.6	-
ASSISTS	476	421
Assists per game	14.4	12.8
TURNOVERS	367	485
Turnovers per game	11.1	14.7
Turnover margin	+3.6	-
Assist/turnover ratio	1.3	0.9
STEALS	284	182
Steals per game	8.6	5.5
BLOCKS	73	85
Blocks per game	2.2	2.6
WINNING STREAK	0	-
Home win streak	5	-
ATTENDANCE	93168	119659
Home games-Avg/Game	15-6211	13-6434



## 2018-19 Results

		Final	Att
<b>NOVEMBER</b>			
6	LA SALLE	W 75-67	6011
9	DETROIT MERCY	W 83-67	4649
13	GEORGIA	W 81-77	4613
16	LOYOLA MD.	W 81-67	4815
19	vs VCU	L 51-57	5967
20	vs California	W 76-59	5453
27	at Missouri	W 79-77	9971
<b>DECEMBER</b>			
1	at Saint Joseph's	W 77-70	4200
5	at Villanova	L 59-69	6501
12	UMASS	W 65-63	4840
15	vs Davidson	W 77-75 (OT)	5456
22	at Drexel	W 82-64	3025
<b>JANUARY</b>			
2	at UCF*	L 73-78	3884
6	at Wichita State*	W 85-81 (OT)	10506
9	HOUSTON*	W 73-69	5723
12	USF*	W 82-80 (OT)	6826
16	at ECU*	W 85-74	4551
19	PENN	L 70-77	8409
24	MEMPHIS*	W 85-76	5364
27	CINCINNATI*	L 68-72	6652
31	at Houston*	L 66-73	7039
<b>FEBRUARY</b>			
2	at Tulane*	W 75-67	2350
6	UCONN*	W 81-63	6129
9	at Tulsa*	L 58-76	4276
13	SMU*	W 82-74	4913
16	at USF*	W 70-69 (OT)	4898
23	TULSA*	W 84-73	7183
26	at Memphis*	L 73-81	14652
<b>MARCH</b>			
3	TULANE*	W 80-69	7090
7	at UConn*	W 78-71	7790
9	UCF*	W 67-62	9951
<u>American Athletic Conference Tournament (Memphis, Tenn.)</u>			
15	vs Wichita State	L 74-80	7356
<u>NCAA Tournament First Four (Dayton, Ohio)</u>			
19	vs Belmont	L 70-81	11784

\* denotes conference game

## TULANE UNIVERSITY

**Location:**.....New Orleans, La.  
**Enrollment:**.....13,449  
**Founded:**.....1834  
**Nickname:**.....Green Wave  
**Colors:**.....Olive and Blue  
**Website:**.....TulaneGreenWave.com  
**Arena:** Fogelman Arena in Devlin Fieldhouse (4,000)  
**President:**.....Dr. Michael Fitts  
**Director of Athletics:**.....Troy Dannen

## STRATEGIC COMMUNICATIONS

**Associate Director:**.....Adam Miller  
**Office Phone:**.....(504) 314-7219  
**Mobile:**.....(504) 214-7249  
**E-mail:**.....amiller10@tulane.edu

## TEAM FACTS

**2018-19 Overall Record:** .....4-27  
**2018-19 American Record/Finish:** ...0-18 (12th)  
**2018-19 Postseason:** .....American First Round  
**First Year of Basketball:** .....1905-06  
**All-Time Record:** .....1222-1298  
**Lettermen Returning/Lost:** .....6/7  
**Starters Returning/Lost:** .....1/4  
**Newcomers:** .....11

## SOCIAL MEDIA

**Twitter:** .....@GreenWaveMBB  
**Instagram:** .....@GreenWaveMBB  
**Facebook:** ...../GreenWaveMBB

## 2019-20 SCHEDULE

### NOVEMBER

6 Southeastern Louisiana (ESPN3).....8 p.m.  
 12 Jackson State.....8 p.m.  
 16 Northwestern State (ESPN3).....2 p.m.  
 Myrtle Beach Invitational (Myrtle Beach, S.C.)  
 21 vs Miss. State (ESPN2/ESPNU).....1:30 p.m.  
 22 vs Villanova/MTSU (ESPN2/ESPNU).....TBD  
 24 vs TBD (ESPN/ESPN2/ESPNU).....TBD

### DECEMBER

1 Southern (ESPN3).....2 p.m.  
 4 at Southern Mississippi.....8 p.m.  
 Jerry Colangelo Classic (Phoenix, Ariz.)  
 8 vs Saint Louis.....1:30 p.m.  
 16 Alcorn State (ESPN3).....8 p.m.  
 Battle for the Capital (Washington, D.C.)  
 20 vs Akron.....TBD  
 21 vs Liberty/Towson.....TBD  
 31 at Memphis\* (CBSSN).....1:30 p.m.

### JANUARY

4 Cincinnati\* (CBSSN).....4 p.m.  
 8 at UConn\* (CBSSN).....9 p.m.  
 11 at Temple\* (ESPNU).....Noon  
 14 UCF\* (ESPN3).....8 p.m.  
 18 Tulsa\* (ESPN3).....TBD  
 25 at ECU\* (ESPNU).....6 p.m.  
 29 USF\* (ESPN3).....8 p.m.

### FEBRUARY

1 at SMU\* (ESPNU).....8 p.m.  
 6 at Houston\* (ESPNU).....9 p.m.  
 8 ECU\* (ESPNU).....6 p.m.  
 12 Temple\* (ESPN3).....8 p.m.  
 16 at Wichita State\* (CBSSN).....2 p.m.  
 19 SMU\* (ESPN3).....8 p.m.  
 22 at UCF\* (ESPNU).....Noon  
 25 at Tulsa\* (ESPNU).....9 p.m.  
 29 Memphis\* (CBSSN).....8 p.m.

### MARCH

8 UConn\* (ESPNU).....4 p.m.

\* American Athletic Conference game  
 All times Eastern

## 2019-20 ROSTER

No.	Name	Pos.	Class	Ht.	Wt.	Hometown (High School/Last)
0	Charlie Russell Jr.	G/F	Fr.	6-7	190	New Orleans (Sophie B. Wright)
1	K.J. Lawson	G/F	Gr.	6-7	215	Memphis, Tenn. (Hamilton)
2	Jordan Walker	G	R-So.	5-11	170	Port Washington, N.Y. (The Patrick School (N.J.))
3	Ray Ona Embo	G	R-Jr.	6-4	210	Lognes, France (Quality Education Academy (N.C.))
4	Nobal Days	F	Fr.	6-9	220	Racine, Wisc. (Racine Park)
5	Teshaun Hightower	G	Jr.	6-5	190	Lithonia, Ga. (Mt. Zion Prep)
10	Tylan Pope	F	Fr.	6-6	220	Franklinton, La. (Franklinton)
11	Ibrahim Ali	F	Fr.	6-10	245	Lagos, Nigeria (Maumelle (Ark.))
12	Kevin Zhang	G/F	So.	6-10	220	Shenyang, China (Montverde Academy)
13	Buay Koka	C	R-So.	7-1	210	Nasir, South Sudan (The Patrick School (N.J.))
14	Nic Thomas	G	Gr.	6-1	185	Arlington, Texas (HSAA)
15	Grant Quinn	G	R-Jr.	6-5	200	Lewisville, Texas (Liberty Christian)
23	R.J. McGee	G	Fr.	6-5	200	Chicago, Ill. (TaylorMade Academy)
25	Christion Thompson	G	Gr.	6-4	215	Gonzales, La. (Madison Prep)
32	Cameron Galic	G	Jr.	6-6	205	Bethesda, Md. (Bethesda-Chevy Chase)
34	Alec Zaccardo	G	So.	6-0	160	Boston, Mass. (Lincoln-Sudbury Regional)

## COACHING STAFF

**Head Coach:** Ron Hunter (Miami (Ohio), 1986), First Season  
**Associate Head Coach:** Ray McCallum (Ball State, 1983), First Season  
**Assistant Coach:** Claude Pardue (Emory, 2008), First Season  
**Assistant Coach:** Kevin Johnson (UT-Pan American, 1988), First Season  
**Director of Operations:** Nate Summers (IUPUI, 2009), First Season



Kevin Zhang

## Head Coach Ron Hunter

**Hometown:** Dayton, Ohio  
**Family:** Wife - Amy; Children - Jasmine and R.J.  
**Alma Mater (Year):** Miami (Ohio) (1986)  
**Hired at Tulane:** March 26, 2019  
**Head Coaching Record:** 445-314, 25 seasons  
**Tulane Record:** First Season  
**NCAA Tournaments:** 4 (2003, 2015, 2018, 2019)  
**NITs:** 1 (2014)



## Hunter's Collegiate/Professional Career

2019-Present	Head Coach, Tulane
2011-19	Head Coach, Georgia State
1994-2011	Head Coach, IUPUI
1993-94	Assistant Coach, Miami (Ohio)
1987-93	Assistant Coach, Wisconsin-Milwaukee

## 2018-19 STATISTICS

##	Player	GP	GS	Min	Avg	TOTAL			3-PTS			FT	FTA	Pct	REBOUNDS				PF	FO	A	TO	Blk	Stl	Pts	Avg
						FG	FGA	Pct	3FG	FGA	Pct				Off	Def	Tot	Avg								
10	DANIELS, Caleb	30	30	1018	33.9	174	391	.445	47	136	.346	112	163	.687	42	118	160	5.3	86	1	99	86	9	23	507	16.9
21	SEHIC, Samir	31	31	852	27.5	139	307	.453	33	109	.303	72	101	.713	68	170	238	7.7	77	0	24	43	20	18	383	12.4
00	CORNISH, Jordan	31	30	935	30.2	100	320	.313	45	154	.292	45	78	.577	12	107	119	3.8	55	1	126	107	3	17	290	9.4
05	CRABTREE, Connor	30	15	625	20.8	65	150	.433	29	79	.367	53	66	.803	13	46	59	2.0	53	2	34	36	6	19	212	7.1
12	ZHANG, Kevin	30	16	674	22.5	70	198	.354	26	88	.295	28	37	.757	12	61	73	2.4	33	0	24	33	12	11	194	6.5
23	PAUL, Blake	28	9	483	17.3	58	110	.527	0	1	.000	18	25	.720	34	90	124	4.4	56	3	25	31	23	12	134	4.8
24	BARRETT, Shakwon	31	15	669	21.6	50	140	.357	13	51	.255	32	51	.627	12	44	56	1.8	55	2	76	75	3	21	145	4.7
04	WOOD, Moses	31	2	560	18.1	45	115	.391	19	51	.373	29	37	.784	26	69	95	3.1	67	3	29	27	16	16	138	4.5
13	KOKA, Buay	15	6	210	14.0	25	34	.735	0	0	.000	6	11	.545	12	27	39	2.6	40	0	1	9	16	6	56	3.7
11	AJANG, Bul	13	1	146	11.2	5	16	.313	1	1	1.000	7	14	.500	9	19	28	2.2	13	0	5	6	0	2	18	1.4
15	QUINN, Grant	7	0	9	1.3	1	1	1.000	0	0	.000	1	2	.500	0	0	0	0.0	0	0	0	0	0	1	3	0.4
32	GALIC, Cameron	13	0	20	1.5	1	2	.500	0	0	.000	0	0	.000	0	4	4	0.3	0	0	1	0	1	1	2	0.2
TEAM															66	67	133	4.3	3			14				0
Total.....		31		6200		733	1784	.411	213	670	.318	403	585	.689	306	822	1128	36.4	538	12	444	467	109	147	2082	67.2
Opponents.....		31		6200		863	1959	.441	255	759	.336	422	619	.682	367	828	1195	38.5	568	-	447	335	108	231	2403	77.5

### Returners in italics

### 2018-19 Team Statistics

TEAM STATISTICS	TLN	OPP
SCORING	2082	2403
Points per game	67.2	77.5
Scoring margin	-10.4	-
FIELD GOALS-ATT	733-1784	863-1959
Field goal pct	.411	.441
3 POINT FG-ATT	213-670	255-759
3-point FG pct	.318	.336
3-pt FG made per game	6.9	8.2
FREE THROWS-ATT	403-585	422-619
Free throw pct	.689	.682
REBOUNDS	1128	1195
Rebounds per game	36.4	38.5
Rebounding margin	-2.2	-
ASSISTS	444	447
Assists per game	14.3	14.4
TURNOVERS	467	335
Turnovers per game	15.1	10.8
Turnover margin	-4.3	-
Assist/turnover ratio	1.0	1.3
STEALS	147	231
Steals per game	4.7	7.5
BLOCKS	109	108
Blocks per game	3.5	3.5
WINNING STREAK	0	-
Home win streak	0	-
ATTENDANCE	21857	79942
Home games-Avg/Game	15-1457	11-6933



### 2018-19 Results

		Final	Att
<b>NOVEMBER</b>			
11	FLORIDA STATE	L 69-80	2351
13	COASTAL CAROLINA	W 81-76	1241
19	vs South Dakota State	W 84-80	317
20	vs UC Irvine	L 55-67	498
21	vs Louisiana	L 61-68	764
28	GEORGIA STATE	L 76-80	1450
<b>DECEMBER</b>			
1	SOUTHEASTERN LA	L 61-62	1743
5	UT-MARTIN	W 87-74	943
8	at South Alabama	L 60-81	1565
17	TEXAS SOUTHERN	W 77-70	1050
21	vs Towson	L 55-73	901
22	vs Alabama A&M	L 59-67	1203
<b>JANUARY</b>			
2	at Cincinnati*	L 61-93	10689
4	SMU*	L 65-74	1469
9	at USF*	L 48-66	3115
13	MEMPHIS*	L 79-83	1105
19	at UConn*	L 71-87	7437
23	UCF*	L 50-75	1308
26	at SMU*	L 75-85	5993
31	at ECU*	L 65-66	3616
<b>FEBRUARY</b>			
2	TEMPLE*	L 67-75	2350
9	at Wichita State*	L 62-77	10435
14	TULSA*	L 57-80	1250
17	HOUSTON*	L 50-85	1957
20	at Memphis*	L 76-102	14747
23	ECU*	L 81-85	1119
28	at Tulsa*	L 64-72	3526
<b>MARCH</b>			
3	at Temple*	L 69-80	7090
6	USF*	L 70-75	1020
9	WICHITA STATE*	L 79-82	1501
<i>American Athletic Conference Tournament (Memphis, Tenn.)</i>			
14	at Memphis	L 68-83	8046

\* denotes conference game

## UNIVERSITY OF TULSA

**Location:**.....Tulsa, Okla.  
**Enrollment:**.....4,412  
**Founded:**.....1894  
**Nickname:**.....Golden Hurricane  
**Colors:**.....Old Gold, Royal Blue, Crimson  
**Website:**.....TulsaHurricane.com  
**Arena:**.....Donald W. Reynolds Center (8,355)  
**President:**.....Dr. Gerard Clancy  
**VP/Director of Athletics:**.....Dr. Derrick Gragg

### Athletic Communications

**Senior Associate AD:**.....Don Tomkalski  
**Office Phone:**.....(918) 631-3200  
**Mobile:**.....(918) 640-0683  
**E-mail:**.....donald-tomkalski@tulsa.edu

## TEAM FACTS

**2018-19 Overall Record:**.....18-14  
**2018-19 American Record/Finish:**.....8-10/7th  
**2018-19 Postseason:**.....American, Quarterfinals  
**First Year of Basketball:**.....1907-08  
**All-Time Record:**.....1455-1159 (108 seasons)  
**Lettermen Returning/Lost:**.....5/6  
**Starters Returning/Lost:**.....2/3  
**Newcomers:**.....7

## SOCIAL MEDIA

**Twitter:**.....@TUMBasketball  
**Instagram:**.....@TulsaMBasketball  
**Facebook:**...../TulsaMBasketball

## 2019-20 SCHEDULE

### NOVEMBER

5 Houston Baptist.....1 p.m.  
 9 at UT Arlington (ESPN+).....8 p.m.  
 12 Oral Roberts.....8 p.m.  
 16 Austin Peay.....3 p.m.  
 20 Southeastern Louisiana.....8 p.m.  
 27 South Carolina State.....2 p.m.  
 30 at Vanderbilt.....TBD

### DECEMBER

4 Arkansas Pine-Bluff.....8 p.m.  
 7 Arkansas State.....TBD  
 11 Boise State.....8 p.m.  
 14 at Arkansas (ESPN).....1:30 p.m.  
 21 Colorado State.....8 p.m.  
 29 at Kansas State.....6 p.m.

### JANUARY

3 Temple\* (ESPN).....9 p.m.  
 8 at Cincinnati\* (ESPN2/ESPN).....7 p.m.  
 11 Houston\* (ESPN/ESPN2).....4 p.m.  
 15 at ECU\* (ESPN3).....7 p.m.  
 18 at Tulane\* (ESPN3).....TBD  
 22 Memphis\* (ESPN).....9 p.m.  
 26 at UConn\* (CBSSN).....Noon

### FEBRUARY

1 Wichita State\* (ESPN).....6 p.m.  
 6 UConn\* (ESPN/ESPN2).....7 p.m.  
 9 at UCF\* (ESPN3).....2 p.m.  
 12 ECU\* (ESPN3).....8 p.m.  
 15 at USF\* (ESPN).....Noon  
 19 at Houston\* (ESPN2/ESPN).....9 p.m.  
 22 SMU\* (ESPN).....6 p.m.  
 25 Tulane\* (ESPN).....9 p.m.  
 29 UCF\* (ESPN).....6 p.m.

### MARCH

4 at Temple\* (ESPN3).....7 p.m.  
 8 at Wichita State\* (CBSSN).....4 p.m.

\* American Athletic Conference game  
 All times Eastern

## 2019-20 ROSTER

No.	Name	Pos.	Class	Ht.	Wt.	Hometown (High School/Last)
0	Brandon Rachal	G	Jr.	6-5	220	Natchitoches, La.(Pearl River CC)
1	Martins Igbanu	F	Sr	6-8	235	Lagos, Nigeria (Covenant Christian Ministries Acad. [Ga.])
2	Keyshawn Embery-Simpson	G	So.	6-2	200	Midwest City, Okla. (Arkansas)
3	Elijah Joiner	G	Jr	6-3	200	Chicago, Ill. (Curie Metropolitan HS)
4	Isaiah Hill	G	Fr.	6-0	165	Bakersfield, Calif. (Liberty HS)
5	Lawson Korita	G	Sr.	6-5	205	Little Rock, Ark. (Pulaski Academy)
11	Darien Jackson	G	Jr.	6-3	189	Overland Park, Kan. (Blue Valley Northwest HS)
12	Emmanuel Ugboh	C	Jr.	6-11	245	Lagos, Nigeria (Iowa Western CC)
13	George Christopoulos	G	Fr.	6-0	167	Athens, Greece (Warner Christian [Fla.] Academy)
15	Josh Earley	F	Fr.	6-7	210	Shawnee Mission, Kan. (Bishop Miege HS)
22	Reggie Jones	G/F	Jr.	6-6	210	Marion, Ind. (Western Michigan)
23	Ryan Gendron	G	Fr.	6-4	200	Tulsa, Okla. (Oklahoma State)
33	Curtis Haywood II*	G	Jr.	6-5	200	Oklahoma City, Okla. (Georgia Tech)
41	Jeriah Horne	F	Jr.	6-7	222	Overland Park, Kan. (Nebraska)

\* will sit out 2019-20 due to NCAA transfer guidelines

## COACHING STAFF

**Head Coach:** Frank Haith (Elon, 1988), Sixth Season  
**Assistant Coach:** Kwanza Johnson (Tulsa, 1995), First Season  
**Assistant Coach:** Shea Seals (Tulsa, 1997), Fourth Season  
**Assistant Coach:** Jerry Wainwright (Colorado College, 1968), First Season  
**Director of Operations:** Dave Reiter (Kansas State, 2001), Fifth Season



Martins Igbanu

## Head Coach Frank Haith

**Hometown:** Elon, N.C.  
**Family:** Wife - Pamela; Children - Corey, Brianna  
**Alma Mater (Year):** Elon (1988)  
**Hired at Tulsa:** April 18, 2014  
**Head Coaching Record:** 282-195, 15 seasons  
**Tulsa Record:** 95-66, 5 seasons  
**NCAA Tournaments:** 4 (2008, 2012, 2013, 2016)  
**NITs:** 6 (2005, 2006, 2009, 2011, 2014, 2015)



### Haith's Collegiate/ Professional Career

2014-Present	Head Coach, Tulsa
2011-14	Head Coach, Missouri
2004-11	Head Coach, Miami (Fla.)
2003-04	Associate Head Coach, Texas
2001-03	Assistant Coach, Texas
1997-2001	Assistant Coach, Wake Forest
1996-97	Associate Head Coach, Texas A&M
1995-96	Assistant Coach, Penn State
1992-95	Assistant Coach, Texas A&M
1990-92	Assistant Coach, UNCW
1989-90	Graduate Assistant Coach, Wake Forest
1986-89	Assistant Coach, Elon

## 2018-19 STATISTICS

##	Player	GP	GS	Min	Avg	TOTAL			3-PTS			REBOUNDS														
						FG	FGA	Pct	3FG	FGA	Pct	FT	FTA	Pct	Off	Def	Tot	Avg	PF	FO	A	TO	Blk	Stl	Pts	Avg
02	JEFFRIES, DaQuan	31	31	872	28.1	138	275	.502	45	123	.366	83	110	.755	40	133	173	5.6	93	3	56	51	38	31	404	13.0
01	IGBANU, Martins	32	32	867	27.1	143	232	.616	0	5	.000	113	171	.661	55	128	183	5.7	81	1	21	67	8	18	399	12.5
41	HORNE, Jeriah	32	1	705	22.0	115	262	.439	49	131	.374	45	55	.818	32	126	158	4.9	63	0	31	43	15	23	324	10.1
04	TAPLIN, Sterling	32	32	855	26.7	94	246	.382	32	94	.340	86	131	.656	6	79	85	2.7	66	0	131	75	1	23	306	9.6
10	SCOTT, Curran	32	26	790	24.7	90	221	.407	41	104	.394	65	85	.765	12	67	79	2.5	44	0	35	40	0	9	286	8.9
05	KORITA, Lawson	31	25	729	23.5	59	158	.373	28	93	.301	30	46	.652	17	70	87	2.8	23	0	47	19	1	20	176	5.7
03	JOINER, Elijah	32	0	734	22.9	48	131	.366	23	70	.329	46	67	.687	4	93	97	3.0	67	4	65	33	2	23	165	5.2
11	JACKSON, Darien	26	3	312	12.0	41	78	.526	0	10	.000	13	25	.520	12	29	41	1.6	28	0	20	19	1	20	95	3.7
23	MOORE, Zeke	14	4	147	10.5	14	37	.378	4	17	.235	4	4	1.000	5	14	19	1.4	11	0	5	5	1	3	36	2.6
00	BARNES, Chris	31	5	285	9.2	22	62	.355	0	4	.000	21	27	.778	7	37	44	1.4	22	0	14	24	1	4	65	2.1
44	FALOKUN, Simon	21	0	123	5.9	10	23	.435	0	0	.000	15	28	.536	11	20	31	1.5	24	0	2	15	7	2	35	1.7
32	HEWITT, Peter	9	0	27	3.0	2	6	.333	0	0	.000	1	2	.500	0	5	5	0.6	7	0	2	3	1	0	5	0.6
14	DELINIE JR, Lindsay	2	0	1	0.5	0	0	.000	0	0	.000	0	0	.000	0	0	0	0.0	0	0	0	0	0	0	0	0.0
34	FOREE, Alex	2	1	3	1.5	0	1	.000	0	1	.000	0	0	.000	0	0	0	0.0	0	0	1	0	0	0	0	0.0
TEAM															47	69	116	3.6	0		10			0		
Total.....		32		6450		776	1732	.448	222	652	.340	522	751	.695	248	870	1118	34.9	529	9	430	404	76	176	2296	71.8
Opponents.....		32		6450		793	1934	.410	279	851	.328	406	587	.692	360	822	1182	36.9	626	-	442	395	100	215	2271	71.0

### Returners in italics

### 2018-19 Team Statistics

TEAM STATISTICS	TLS	OPP
SCORING	2296	2271
Points per game	71.8	71.0
Scoring margin	+0.8	-
FIELD GOALS-ATT	776-1732	793-1934
Field goal pct	.448	.410
3 POINT FG-ATT	222-652	279-851
3-point FG pct	.340	.328
3-pt FG made per game	6.9	8.7
FREE THROWS-ATT	522-751	406-587
Free throw pct	.695	.692
REBOUNDS	1118	1182
Rebounds per game	34.9	36.9
Rebounding margin	-2.0	-
ASSISTS	430	442
Assists per game	13.4	13.8
TURNOVERS	404	395
Turnovers per game	12.6	12.3
Turnover margin	-0.3	-
Assist/turnover ratio	1.1	1.1
STEALS	176	215
Steals per game	5.5	6.7
BLOCKS	76	100
Blocks per game	2.4	3.1
WINNING STREAK	0	-
Home win streak	2	-
ATTENDANCE	71885	95019
Home games-Avg/Game	17-4229	11-7501



### 2018-19 Results

		Final	Att
<b>NOVEMBER</b>			
6	ALCORN STATE	W 73-56	3128
10	SOUTH CAROLINA STATE	W 74-52	3251
16	CAL BAPTIST	W 82-79	6330
19	LITTLE ROCK	W 88-78	3118
22	vs Nevada	L 86-96	3300
23	vs Southern Illinois	L 69-79	3400
27	UT ARLINGTON	W 72-58	3107
<b>DECEMBER</b>			
1	at Utah	L 64-69	10775
5	OKLAHOMA STATE	W 74-71	7145
8	KANSAS STATE	W 47-46	5719
13	NEW ORLEANS	W 70-60	3570
16	vs Dayton	W 72-67	5812
22	at Oral Roberts	W 69-59	4102
<b>JANUARY</b>			
2	at Houston*	L 56-74	6420
5	USF*	W 78-75	4025
10	CINCINNATI*	L 65-70 (OT)	4342
12	at SMU*	L 57-77	6001
16	UCONN*	W 89-83	3798
19	at UCF*	L 62-64	4155
24	at Cincinnati*	L 64-88	10484
27	HOUSTON*	L 65-77	4023
30	MEMPHIS*	W 95-79	4018
<b>FEBRUARY</b>			
2	at Wichita State*	L 68-79	10278
9	TEMPLE*	W 76-58	4276
14	at Tulane*	W 80-57	1250
17	at ECU*	W 77-73 (OT)	4248
20	WICHITA STATE*	L 60-81	5002
23	at Temple*	L 73-84	7183
28	TULANE*	W 72-64	3526
<b>MARCH</b>			
3	ECU*	W 91-78	3507
9	at Memphis*	L 63-66	17611
<u>American Athletic Conference Tournament (Memphis, Tenn.)</u>			
14	vs SMU	L 65-74	

\* denotes conference game

# WICHITA STATE

## WICHITA STATE UNIVERSITY

**Location:**.....Wichita, Kan.  
**Enrollment:**.....15,784  
**Founded:**.....1895  
**Nickname:**..... Shockers  
**Colors:**..... Yellow and Black  
**Website:**.....goshockers.com  
**Arena:**.....Charles Koch Arena (10,506)  
**Interim President:**..... Andy Tompkins  
**Director of Athletics:**..... Darron Boatright

## STRATEGIC COMMUNICATIONS

**Director of Communications:** ...Bryan Holmgren  
**Office Phone:** .....(316) 978-5535  
**Mobile:** .....(316) 841-6206  
**E-mail:** .....bholmgren@goshockers.com

## TEAM FACTS

**2018-19 Overall Record:** .....22-15  
**2018-19 American Record/Finish:** .....10-8/6th  
**2018-19 Postseason:**.....NIT Semifinals  
**First Year of Basketball:**..... 1905-06  
**All-Time Record:** .....1587-1203  
**Lettermen Returning/Lost:** .....9/5  
**Starters Returning/Lost:** .....3/2  
**Newcomers:**.....6

## SOCIAL MEDIA

**Twitter:** .....@GoShockersMBB  
**Instagram:** .....@GoShockersMBB  
**Facebook:** ...../goshockers

## 2019-20 SCHEDULE

### NOVEMBER

5 Omaha (Cox/ESPN3) .....8 p.m.  
 9 Texas Southern (Cox/ESPN3) .....3 p.m.  
 16 UT Martin (Cox/ESPN3) .....3 p.m.  
 19 Gardner-Webb (Cox/ESPN3) .....8 p.m.  
 23 Oral Roberts (Cox/ESPN3) .....3 p.m.  
     Cancun Challenge (Cancun, Mexico)  
 26 vs South Carolina (CBSSN) .....6 p.m.  
 27 vs Northern Iowa/WVU (CBSSN) .....TBD

### DECEMBER

5 Central Arkansas (Cox/ESPN3) .....8 p.m.  
 8 at Oklahoma State (ESPN2) .....6 p.m.  
 14 Oklahoma (ESPN2) .....6 p.m.  
 21 VCU (ESPN2) .....Noon  
 29 Abilene Christian (Cox/ESPN3) .....TBD

### JANUARY

1 ECU\* (ESPN2) .....3 p.m.  
 4 Ole Miss (ESPN2/ESPN2) .....4 p.m.  
 9 Memphis\* (ESPN/ESPN2) .....7 p.m.  
 12 at UConn\* (CBSSN) .....Noon  
 15 at Temple\* (ESPN2/ESPN2) .....9 p.m.  
 18 Houston\* (ESPN2/ESPN2) .....4 p.m.  
 21 at USF\* (ESPN2) .....7 p.m.  
 25 UCF\* (ESPN2) .....8 p.m.

### FEBRUARY

1 at Tulsa\* (ESPN2) .....6 p.m.  
 6 Cincinnati\* (ESPN/ESPN2) .....7 p.m.  
 9 at Houston\* (ESPN) .....3 p.m.  
 13 at UCF\* (ESPN/ESPN2) .....7 p.m.  
 16 Tulane\* (CBSSN) .....2 p.m.  
 20 USF\* (CBSSN) .....7 p.m.  
 23 at Cincinnati\* (ESPN) .....1 p.m.  
 27 Temple\* (ESPN/ESPN2) .....7 p.m.

### MARCH

1 at SMU\* (ESPN2) .....4 p.m.  
 5 at Memphis\* (ESPN/ESPN2) .....9 p.m.  
 8 Tulsa\* (CBSSN) .....4 p.m.

\* American Athletic Conference game  
 All times Eastern

## 2019-20 ROSTER

No.	Name	Pos.	Class	Ht.	Wt.	Hometown (High School/Last)
0	Dexter Dennis	G	So.	6-5	198	Baker, La. (Believe Academy (S.C.))
1	Tyson Etienne	G	Fr.	6-1	198	Englewood, N.J. (Putnam Science Academy (Conn.))
2	Jamarius Burton	G	So.	6-4	210	Charlotte, N.C. (Independence)
3	DeAntoni Gordon	F	Fr.	6-7	200	Mobile, Ala. (Leflore Academy)
5	Trey Wade	F	Jr.	6-6	209	Marietta, Ga. (South Plains (TX) College)
10	Erik Stevenson	G	So.	6-3	202	Lacey, Wash. (Timberline)
11	Noah Fernandes	G	Fr.	5-11	152	Mattapoisett, Mass. (Woodstock Academy (Conn.))
14	Jacob Herrs	G	Jr.	6-2	180	Wichita, Kan. (Andover)
15	Brycen Bush	G	Jr.	6-0	154	Wichita, Kan. (Goddard Eisenhower)
21	Jaime Echenique	C	So.	6-11	248	Barranquilla, Colombia (Trinity Valley (Texas) JC)
24	Morris Udeze	C	So.	6-8	251	Houston, Texas (Montverde Academy (Fla.))
32	Tate Busse	G	R-Fr.	6-2	177	St. Francis, Kan. (St. Francis)
33	Asbjørn Midtgaard	C	Jr.	7-0	275	Helsingør, Denmark (Espergarte Gymnasium)
40	Josaphat Bilau	F	Fr.	6-10	235	La Roche-sur-Yon, France (SPIRE Academy (Ohio))
44	Isaiah Poor Bear-Chandler	F/C	So.	6-9	271	Omaha, Neb. (Sunrise Christian Academy (Kan.))
52	Grant Sherfield	G	Fr.	6-2	197	Wichita, Kan. (Sunrise Christian Academy (Kan.))

## COACHING STAFF

**Head Coach:** Gregg Marshall (Randolph-Macon, 1985), 13th Season  
**Assistant Coach:** Issac Brown (ULM, 1995), Sixth Season  
**Assistant Coach:** Lou Gudino (Indiana, 1997), Second Season  
**Assistant Coach:** Tyson Waterman (Winthrop, 2000), Second Season  
**Director of Operations:** Dominic Okon (Loyola Chicago, 1998), 13th Season



Jaime Echenique

## Head Coach

### Gregg Marshall

**Hometown:** Roanoke, Va.  
**Family:** Wife - Lynn; Children - Kellen, Maggie  
**Alma Mater (Year):** Randolph-Macon (1985)  
**Hired at Wichita State:** April 14, 2007  
**Head Coaching Record:** 502-196, 21 seasons  
**Wichita State Record:** 308-113, 12 seasons  
**NCAA Tournaments:** 14 (1999, 2000, 2001, 2002, 2005, 2006, 2007, 2012, 2013 Final Four, 2014, 2015, 2016, 2017, 2018)  
**NITs:** 3 (2010, 2011 Champions, 2019)



### Marshall's Collegiate/Professional Career

2007-Present Head Coach, Wichita State  
 1998-2007 Head Coach, Winthrop  
 1996-98 Assistant Coach, Marshall  
 1988-96 Assistant Coach, College of Charleston  
 1987-88 Assistant Coach, Belmont Abbey  
 1985-87 Assistant Coach, Randolph-Macon

## 2018-19 STATISTICS

##	Player	GP	GS	Min	Avg	TOTAL			3-PTS			REBOUNDS				PF	FO	A	TO	Blk	Stl	Pts	Avg			
						FG	FGA	Pct	3FG	FGA	Pct	FT	FTA	Pct	Off									Def	Tot	Avg
01	Markis McDuffie	37	37	1235	33.4	214	525	.408	84	246	.341	160	196	.816	66	118	184	5.0	72	0	37	61	7	38	672	18.2
04	Samajae Haynes-Jones	37	37	1195	32.3	164	459	.357	64	215	.298	50	59	.847	18	91	109	2.9	70	0	99	60	2	23	442	11.9
21	Jaime Echenique	37	34	664	17.9	133	245	.543	12	31	.387	61	94	.649	68	153	221	6.0	113	4	13	48	51	19	339	9.2
00	Dexter Dennis	35	25	909	26.0	101	253	.399	54	135	.400	39	59	.661	51	135	186	5.3	83	1	30	40	19	12	295	8.4
10	Erik Stevenson	37	11	812	21.9	78	240	.325	44	158	.278	41	52	.788	20	116	136	3.7	102	3	78	58	7	31	241	6.5
02	Jamarius Burton	37	28	891	24.1	78	200	.390	10	38	.263	55	77	.714	42	84	126	3.4	72	1	126	68	3	19	221	6.0
33	Asbjorn Midtgaard	34	3	382	11.2	55	87	.632	0	0	.000	22	37	.595	42	64	106	3.1	63	0	6	20	27	3	132	3.9
12	Morris Udeze	16	0	202	12.6	24	43	.558	0	0	.000	5	13	.385	18	33	51	3.2	30	0	6	10	7	3	53	3.3
44	Isaiah Poor Bear-Cha	31	0	253	8.2	30	60	.500	3	9	.333	19	28	.679	24	35	59	1.9	36	0	9	14	8	4	82	2.6
03	Ricky Torres	37	10	562	15.2	37	107	.346	4	45	.089	8	12	.667	11	57	68	1.8	35	0	90	37	3	15	86	2.3
05	Rod Brown	36	0	254	7.1	13	41	.317	1	8	.125	14	26	.538	19	29	48	1.3	24	0	4	10	1	7	41	1.1
22	Chance Moore	4	0	20	5.0	1	4	.250	0	1	.000	1	2	.500	3	0	3	0.8	2	0	0	2	0	0	3	0.8
11	FARRAKHAN, Eli	11	0	33	3.0	1	10	.100	0	2	.000	0	0	.000	1	2	3	0.3	3	0	0	1	0	0	2	0.2
14	HERRS, Jacob	6	0	6	1.0	0	0	.000	0	0	.000	0	0	.000	0	0	0	0.0	0	0	1	0	0	0	0	0.0
15	BUSH, Brycen	4	0	7	1.8	0	3	.000	0	2	.000	0	0	.000	0	0	0	0.0	0	0	0	0	0	0	0	0.0
TEAM															73	43	116	3.1	1		19			0		
Total.....		37		7425		929	2277	.408	276	890	.310	475	655	.725	456	960	1416	38.3	706	9	499	448	135	174	2609	70.5
Opponents.....		37		7424		863	2082	.415	256	776	.330	560	808	.693	354	945	1299	35.1	626	-	430	451	147	191	2542	68.7

### Returns in italics

### 2018-19 Team Statistics

TEAM STATISTICS	WSU	OPP
SCORING	2609	2542
Points per game	70.5	68.7
Scoring margin	+1.8	-
FIELD GOALS-ATT	929-2277	863-2082
Field goal pct	.408	.415
3 POINT FG-ATT	276-890	256-776
3-point FG pct	.310	.330
3-pt FG made per game	7.5	6.9
FREE THROWS-ATT	475-655	560-808
Free throw pct	.725	.693
REBOUNDS	1416	1299
Rebounds per game	38.3	35.1
Rebounding margin	+3.2	-
ASSISTS	499	430
Assists per game	13.5	11.6
TURNOVERS	448	451
Turnovers per game	12.1	12.2
Turnover margin	+0.1	-
Assist/turnover ratio	1.1	1.0
STEALS	174	191
Steals per game	4.7	5.2
BLOCKS	135	147
Blocks per game	3.6	4.0
WINNING STREAK	0	-
Home win streak	2	-
ATTENDANCE	152919	138275
Home games-Avg/Game	15-10195	14-6736

### 2018-19 Results

		Final	Att
<b>NOVEMBER</b>			
6	LOUISIANA TECH	L 58-71	10267
9	vs Providence College	W 83-80	5710
15	vs Davidson	L 53-57	4017
16	vs Appalachian State	W 82-76	4135
18	vs Alabama	L 86-90	2862
25	RICE	W 90-61	10089
<b>DECEMBER</b>			
1	BAYLOR	W 71-63	10506
8	at Oklahoma	L 48-80	7015
12	JACKSONVILLE STATE	W 69-65	10028
15	SOUTHERN MISS	W 63-60	9356
19	ORAL ROBERTS	W 84-63	10156
22	at VCU	L 54-70	7637
<b>JANUARY</b>			
3	at Memphis*	L 74-85	15068
6	TEMPLE*	L 81-85 (OT)	10506
12	at Houston*	L 70-79	7039
16	UCF*	W 75-67	10211
19	CINCINNATI*	L 55-66	10254
22	at USF*	L 41-54	3153
26	at UConn*	L 60-80	10167
30	SMU*	W 85-83	10096
<b>FEBRUARY</b>			
2	TULSA*	W 79-68	10278
6	at ECU*	W 65-49	3631
9	TULANE*	W 77-62	10435
17	at Cincinnati*	L 62-72	12223
20	at Tulsa*	W 81-60	5002
23	MEMPHIS*	L 85-88	10506
28	UCONN*	W 65-63	10026
<b>MARCH</b>			
3	at SMU*	W 67-55	6185
5	ECU*	W 72-55	10205
9	at Tulane*	W 82-79	1501
<u>American Athletic Conference Tournament (Memphis, Tenn.)</u>			
14	vs ECU	W 73-57	7476
15	vs Temple	W 80-74	7356
16	vs Cincinnati	L 63-66	7819
<u>National Invitational Invitational</u>			
20	at Furman	W 76-70	2102
24	at Clemson	W 63-55	3266
26	at Indiana	W 73-63	10312
<b>APRIL</b>			
2	vs Lipscomb	L 64-71	4599

\* denotes conference game



# 2018-19 IN REVIEW

## FINAL STANDINGS

STANDINGS	AMERICAN					OVERALL				
	W	L	Pct	PF	PA	W	L	Pct	PF	PA
Houston	16	2	.889	77.8	64.2	33	4	.892	75.3	61.0
Cincinnati	14	4	.778	69.9	64.8	28	7	.800	71.7	62.7
UCF	13	5	.722	70.3	64.3	24	9	.727	72.3	64.5
Temple	13	5	.722	75.8	72.7	23	10	.697	74.7	71.5
Memphis	11	7	.611	78.6	75.2	22	14	.611	80.1	74.4
Wichita State	10	8	.556	70.9	69.4	22	15	.595	70.5	68.7
USF	8	10	.444	69.2	68.8	24	14	.632	72.4	67.2
Tulsa	8	10	.444	71.7	73.7	18	14	.563	71.8	71.0
UConn	6	12	.333	69.7	70.5	16	17	.485	73.8	71.3
SMU	6	12	.333	69.0	71.7	15	17	.469	72.0	70.3
ECU	3	15	.167	65.4	79.0	10	21	.323	67.4	74.2
Tulane	0	18	.000	66.1	80.1	4	27	.129	67.2	77.5

## CHAMPIONSHIP RESULTS

### Sunday, March 17

Cincinnati 69, Houston 57

### Saturday, March 16

Houston 61, Memphis 58  
Cincinnati 66, Wichita State 63

### Friday, March 15

No. 1 Houston 84, No. 9 UConn 45  
No. 5 Memphis 79, No. 4 UCF 55  
No. 2 Cincinnati 82, No. 10 SMU 74  
No. 6 Wichita State 80, No. 3 Temple 74

### Thursday, March 14

No. 9 UConn 80, No. 8 USF 73  
No. 5 Memphis 83, No. 12 Tulane 68  
No. 10 SMU 74, No. 7 Tulsa 65  
No. 6 Wichita State 73, No. 11 ECU 57

## POSTSEASON RESULTS

### NCAA TOURNAMENT

#### Tuesday, March 19 - NCAA First Four

No. 11 Temple, 70 vs. No. 11 Belmont, 81

#### Friday, March 22 - NCAA First Round

No. 10 Iowa, 72 vs. No. 7 Cincinnati, 79  
No. 14 Georgia State, 55 vs. No. 3 Houston, 84  
No. 9 UCF, 73 vs. No. 8 VCU, 58

#### Sunday, March 24 - NCAA Second Round

No. 9 UCF, 76 vs. No. 1 Duke, 77  
No. 11 Ohio State, 59 vs. No. 3 Houston, 74

#### Friday, March 29 - NCAA Sweet 16

No. 3 Houston, 58 vs. No. 2 Kentucky, 62

### NATIONAL INVITATION TOURNAMENT (NIT)

#### Tuesday, March 19 - NIT First Round

No. 6 San Diego, 60 at No. 3 Memphis, 70

#### Wednesday, March 20 - NIT First Round

No. 6 Wichita State, 76 at No. 3 Furman, 70

#### Friday, March 22 - NIT Second Round

No. 3 Memphis, 57 at No. 2 Creighton, 79

#### Sunday, March 24 - NIT Second Round

No. 6 Wichita State, 63 at No. 2 Clemson, 55

#### Tuesday, March 26 - NIT Quarterfinals

No. 6 Wichita State, 73 at No. 1 Indiana, 63

#### Tuesday, April 2 - NIT Semifinals

No. 6 Wichita State, 64 vs. No. 5 Lipscomb, 71

### COLLEGE BASKETBALL INVITATIONAL (CBI)

#### Wednesday, March 20 - CBI First Round

Stony Brook, 79 at USF, 82 (OT)

#### Monday, March 25 - CBI Quarterfinals

Utah Valley, 66 at USF, 57

#### Thursday, March 28 - CBI Semifinals

Loyola Marymount, 47 at USF, 56

#### Monday, April 1 - Championship (Game 1)

DePaul, 61 at USF, 63

#### Wednesday, April 3 - Championship (Game 2)

USF, 96 at DePaul, 100 (OT)

#### Friday, April 5 - Championship (Game 3)

USF, 77 at DePaul, 65



## Player Of The Year




**Jarron Cumberland**  
Guard • Cincinnati

## Defensive Player Of The Year



**Laquincy Rideau**  
Guard • USF

## Coach Of The Year



**Kelvin Sampson**  
Houston

## Rookie Of The Year



**Alexis Yetna**  
Forward • USF

## Scholar-Athlete Of The Year



**Tacko Fall**  
Center • UCF

## Sixth Man Of The Year



**DeJon Jarreau**  
Guard • Houston

## Co-Most Improved



**Josh Carlton**  
F/C • UConn

## Co-Most Improved



**Nate Pierre-Louis**  
Guard • Temple

## ALL-CONFERENCE TEAMS

### ALL-CONFERENCE FIRST TEAM

Shizz Alston, Jr., Temple  
Jarron Cumberland, Cincinnati \*  
Corey Davis, Jr., Houston \*  
Jeremiah Martin, Memphis \*  
B.J. Taylor, UCF

### ALL-CONFERENCE THIRD TEAM

Jalen Adams, UConn  
David Collins, USF  
Tacko Fall, UCF  
DaQuan Jeffries, Tulsa  
Laquincy Rideau, USF

### ALL-CONFERENCE SECOND TEAM

Armoni Brooks, Houston  
Aubrey Dawkins, UCF  
Markis McDuffie, Wichita State  
Jahmal McMurray, SMU  
Quinton Rose, Temple

### ALL-FRESHMAN TEAM

Dexter Dennis, Wichita State  
Jayden Gardner, ECU \*  
Tyler Harris, Memphis  
Nate Hinton, Houston \*  
Alexis Yetna, USF \*

\*unanimous

## Sportsmanship Award



**Galen Robinson, Jr.**  
Guard • Houston

# 2018-19 IN REVIEW

## Associated Press Poll

March 18

School	Record	Points
1 Duke (58)	29-5	1592
2 Virginia (5)	29-3	1497
3 North Carolina	27-6	1453
4 Gonzaga (1)	30-3	1398
5 Michigan State	28-6	1382
6 Tennessee	29-5	1270
7 Kentucky	27-6	1232
8 Michigan	28-6	1146
9 Texas Tech	26-6	1033
10 Florida State	27-7	1017
<b>11 Houston</b>	<b>31-3</b>	<b>933</b>
12 LSU	26-6	886
13 Purdue	23-9	727
14 Auburn	26-9	665
15 Buffalo	31-3	608
16 Virginia Tech	24-8	595
17 Kansas	25-9	590
18 Kansas State	25-8	529
19 Wofford	29-4	385
20 Nevada	29-4	361
21 Wisconsin	23-10	339
<b>22 Cincinnati</b>	<b>28-6</b>	<b>335</b>
23 Villanova	25-9	306
24 Iowa State	23-11	245
25 Utah State	28-6	73

**Others receiving votes:** Marquette 63, Maryland 55, Mississippi State 35, Murray State 12, New Mexico State 11, **UCF 9**, Louisville 8, VCU 4, Seton Hall 3, Old Dominion 2, Liberty 1

## USA Today Coaches Poll

FINAL

School	Record	Points
1 Virginia (32)	35-3	800
2 Texas Tech	31-7	767
3 Michigan State	32-7	722
4 Duke	32-6	667
5 Auburn	30-10	665
6 Gonzaga	33-4	633
7 Kentucky	30-7	590
8 Purdue	26-10	563
9 North Carolina	29-7	552
10 Tennessee	31-6	535
11 Michigan	30-7	485
<b>12 Houston</b>	<b>33-4</b>	<b>470</b>
13 Florida State	29-8	409
14 Virginia Tech	26-9	384
15 LSU	28-7	313
16 Kansas	26-10	241
17 Buffalo	32-4	232
18 Wofford	30-5	205
19 Kansas State	25-9	171
20 Villanova	26-10	127
21 Oregon	25-13	117
22 Maryland	23-11	110
23 Nevada	29-5	105
24 Wisconsin	23-11	93
25 Iowa State	23-12	85

**Others receiving votes:** UCF 79, Cincinnati 62, Murray State 39, Marquette 31, Washington 26, Baylor 21, Iowa 18, Utah State 14, UC Irvine 11, Oklahoma 11, Louisville 8, Liberty 8, Ohio State 7, Arizona State 6, Seton Hall 6, Mississippi State 6, Florida 2, Minnesota 2, Texas 2

## American Preseason Coaches' Poll

School	Pts
1. UCF (6)	114
2. Cincinnati (3)	107
3. Houston (2)	103
4. Memphis (1)	85
5. UConn	75
6. Temple	74
7. SMU	63
8. Wichita State	60
9. Tulsa	48
10. Tulane	23
11. ECU	22
12. USF	18

First-place votes in parentheses

### Preseason Player of the Year

B.J. Taylor, G, Sr., UCF

### Preseason Freshman of the Year

Nate Hinton, G, Houston

### Preseason All-Conference First Team

Jalen Adams, G - UConn \*  
 Jarron Cumberland, G - Cincinnati  
 Jeremiah Martin, G - Memphis  
 Quinton Rose, G - Temple  
 B.J. Taylor, G - UCF

### Preseason All-Conference Second Team ^

Corey Davis, Jr., G - Houston  
 Tacko Fall, C - UCF  
 Jarrey Foster, G - SMU  
 Markis McDuffie, F - Wichita State  
 Jahmal McMurray, G - SMU  
 Sterling Taplin, G - Tulsa

\*unanimous selection

^extra member due to tie in voting

## WEEK-BY-WEEK IN THE NATIONAL POLL

Rankings are listed as AP/USA Today

	UCF	Cincinnati	UConn	ECU	Houston	Memphis	USF	SMU	Temple	Tulane	Tulsa	Wichita State
Preseason	rv/rv	rv/rv	-/-	-/-	-/-	-/-	-/-	-/-	-/-	-/-	-/-	-/-
Nov. 12	-/-	-/-	-/-	-/-	-/-	-/-	-/-	-/-	-/-	-/-	-/-	-/-
Nov. 19	-/rv	-/-	rv/-	-/-	-/-	-/-	-/-	-/-	rv/-	-/-	-/-	-/-
Nov. 26	rv/rv	-/-	rv/-	-/-	rv/rv	-/-	-/-	-/-	-/-	-/-	-/-	-/-
Dec. 3	-/rv	-/rv	-/-	-/-	rv/rv	-/-	-/-	-/-	-/-	-/-	-/-	-/-
Dec. 10	-/rv	rv/rv	-/-	-/-	24/22	-/-	-/-	-/-	-/-	-/-	-/-	-/-
Dec. 17	-/rv	rv/rv	-/-	-/-	21/20	-/-	-/-	-/-	-/-	-/-	-/-	-/-
Dec. 24	-/rv	rv/rv	-/-	-/-	22/19	-/-	-/-	-/-	-/-	-/-	-/-	-/-
Dec. 31	-/rv	rv/rv	-/-	-/-	19/17	-/-	-/-	-/-	-/-	-/-	-/-	-/-
Jan. 7	rv/rv	-/-	-/-	-/-	17/15	-/-	-/-	-/-	-/-	-/-	-/-	-/-
Jan. 14	rv/rv	rv/-	-/-	-/-	21/17	-/-	-/-	-/-	rv/-	-/-	-/-	-/-
Jan. 21	rv/-	rv/rv	-/-	-/-	17/17	-/-	-/-	-/-	-/-	-/-	-/-	-/-
Jan. 28	-/-	rv/rv	-/-	-/-	13/13	-/-	-/-	-/-	-/-	-/-	-/-	-/-
Feb. 4	-/-	25/23	-/-	-/-	12/12	-/-	-/-	-/-	-/-	-/-	-/-	-/-
Feb. 11	-/-	rv/rv	-/-	-/-	9/9	-/-	-/-	-/-	-/-	-/-	-/-	-/-
Feb. 18	-/-	rv/25	-/-	-/-	9/8	-/-	-/-	-/-	-/-	-/-	-/-	-/-
Feb. 25	-/-	23/22	-/-	-/-	8/6	-/-	-/-	-/-	-/-	-/-	-/-	-/-
March 4	25/rv	20/19	-/-	-/-	12/12	-/-	-/-	-/-	-/-	-/-	-/-	-/-
March 11	rv/rv	24/23	-/-	-/-	11/10	-/-	-/-	-/-	rv/-	-/-	-/-	-/-
March 18	rv/rv	22/24	-/-	-/-	11/9	-/-	-/-	-/-	-/-	-/-	-/-	-/-

## 2018-19 ATTENDANCE

TEAM	Home	Avg	Away	Avg	Neutral	Avg	Total attend	Avg
UCF	18-87917	4884	10-91760	9176	5-21604	4321	33-201281	6099
Cincinnati	18-202610	11256	11-94372	8579	6-17542	2924	35-314524	8986
UConn	18-155734	8652	9-66636	7404	6-48495	8082	33-270865	8208
ECU	18-67581	3754	12-73156	6096	1-7476	7476	31-148213	4781
Houston	21-121042	5764	11-74009	6728	5-37214	7443	37-232265	6277
Memphis	19-279956	14735	13-77802	5985	4-13318	3330	36-371076	10308
USF	23-77400	3365	12-78583	4799	3-2594	865	38-137577	3620
SMU	18-103856	5770	10-74273	7427	4-750	188	32-178879	5590
Temple	15-93168	6211	13-83643	6434	5-36016	7203	33-212827	6449
Tulane	15-21857	1457	11-76259	6933	5-3683	737	31-101799	3284
Tulsa	17-71885	4229	11-82507	7501	4-12512	312	32-166904	5216
Wichita State	15-152919	10195	14-94301	6736	8-43974	5497	37-291194	7870
<b>Totals</b>	<b>215-1435925</b>	<b>6679</b>	<b>137-946301</b>	<b>6907</b>	<b>56-245178</b>	<b>4378</b>	<b>408-2627404</b>	<b>6440</b>

## Do-It-All:

Triple-Doubles	Season	Career
Jimmy Whitt, Jr., SMU	1	1
Laquincy Rideau, USF	1	1

## Double-Doubles

Double-Doubles	Season	Career
Tacko Fall, UCF	7	25
Kyvon Davenport, Memphis	10	18
Alexis Yetna, USF	14	14
Samir Sehic, Tulane	9	11
Jayden Gardner, ECU	10	10
Jalen Adams, UConn	2	7
Jimmy Whitt, Jr., SMU	5	5
Tre Scott, Cincinnati	5	5
Christian Vital, UConn	3	5
Ethan Charoais, SMU	4	4
Seth LeDay, ECU	4	4
Jamie Echenique, Wichita State	4	4
Josh Carlton, UConn	3	3
Martins Igbanu, Tulsa	2	4
Ernest Aflakpui, Temple	3	3
Collin Smith, UCF	3	3
Nysier Brooks, Cincinnati	3	3
Aubrey Dawkins, UCF	3	3
Nate Pierre-Louis, Temple	3	3
Caleb Daniels, Tulane	2	2
Shizz Alston, Jr, Temple	2	3
Raynere Thornton, Memphis	2	3
DaQuan Jeffries, Tulsa	2	3
J.P. Moorman II, Temple	2	3
Isaac Fleming, ECU	2	3
Armoni Brooks, Houston	1	3
Eric Cobb, UConn	2	2
Laquincy Rideau, USF	2	2
Isiah Mike, SMU	2	2
Samajae Haynes-Jones, Wichita State	2	2
Chad Brown, UCF	1	3
Mike Parks, Jr., Memphis	1	3
Fabian White, Jr., Houston	1	3
Quinton Rose, Temple		2
Shakwon Barrett, Tulane	1	1
K.J. Davis, ECU	1	1
Blake Paul, Tulane	1	1
DeJon Jarreau, Houston	1	1
Jeriah Horne, Tulsa	1	1
Dexter Dennis, Wichita State	1	1
Moses Wood, Tulane	1	1
Rico Quinton, ECU	1	1
Nate Hinton, Houston	1	1
Feron Hunt, SMU	1	1
Mamadou Diarra, UConn	1	1
Jeremiah Martin, Memphis	1	1
Damion Moore, Temple	1	1
Everett Ray, SMU	1	1
B.J. Taylor, UCF	1	1

## 2018-19 GAMES DECIDED BY ...

	OT or 0-5	6-10	11-15	16+	Total
UCF	4-5	5-2	7-0	7-2	24-9
Cincinnati	11-2	2-3	6-1	8-1	28-7
UConn	1-4	4-7	2-1	9-5	16-17
ECU	5-4	1-6	1-2	3-8	10-20
Houston	4-3	9-0	8-1	12-0	33-4
Memphis	3-4	8-5	4-3	7-2	22-14
USF	7-7	9-4	2-3	6-0	23-13
SMU	1-4	4-6	3-5	6-2	15-17
Temple	9-2	8-6	2-1	4-1	23-10
Tulane	2-7	1-6	1-5	0-9	4-27
Tulsa	6-4	5-3	2-2	5-4	18-13
Wichita State	6-5	7-3	3-4	5-3	22-15
<b>Total</b>	<b>58-50</b>	<b>64-51</b>	<b>40-28</b>	<b>73-38</b>	<b>208-141</b>

## Overtime Records

UCF: 0-1, Cincinnati: 2-0, UConn: 0-1, ECU: 1-2, Houston: 0-0, Memphis: 1-0, USF: 3-4, SMU: 0-0, Temple: 4-0, Tulane: 0-0, Tulsa: 1-1, Wichita State: 0-1

## 2018-19 PERFORMANCE AGAINST THE POLLS (16-50 overall; 10-36 vs. Top 25)

DATE	TEAM	OPPONENT	RANK*	RESULT					
Nov. 9	Wichita State	vs. Providence College	rv/rv	W, 83-80	Jan. 27	Temple	Cincinnati	rv/rv	L, 72-68
Nov. 11	Tulane	at Florida State	17/15	L, 80-69	Jan. 27	Memphis	UCF	rv/-	W, 77-57
Nov. 13	Memphis	at LSU	22/rv	L, 85-76	Jan. 31	Temple	Houston	13/13	L, 73-66
Nov. 15	Wichita State	vs. Davidson	rv/-	L, 57-53	Feb. 2	SMU	Cincinnati	rv/rv	L, 73-68
Nov. 15	UConn	vs. Syracuse	15/14	W, 83-76	Feb. 7	Memphis	Cincinnati	25/23	L, 69-64
Nov. 22	Tulsa	vs. Nevada	6/7	L, 96-86	Feb. 7	UCF	Houston	12/12	L, 77-68
Dec. 1	Memphis	vs. Texas Tech	20/19	L, 78-67	Feb. 10	Cincinnati	Houston	12/12	L, 65-58
Dec. 2	rv/rv Houston	Oregon	18/21	W, 65-61	Feb. 10	Houston	Cincinnati	25/23	W, 65-58
Dec. 5	Temple	at Villanova	21/21	L, 69-59	Feb. 14	UConn	Houston	9/9	L, 71-63
Dec. 8	Tulsa	Kansas State	16/15	W, 47-46	Feb. 17	Wichita State	Cincinnati	rv/rv	L, 72-62
Dec. 8	Wichita State	at Oklahoma	rv/-	L, 80-48	Feb. 17	Tulane	Houston	9/9	L, 85-50
Dec. 15	Memphis	Tennessee	3/4	L, 102-92	Feb. 21	UCF	Cincinnati	rv/25	L, 60-55
Dec. 15	Cincinnati	at Mississippi State	18/17	L, 70-59	Feb. 23	USF	Houston	9/8	L, 71-59
Dec. 15	Temple	vs. Davidson	rv/-	W, 77-75 (OT)	Feb. 24	UConn	Cincinnati	rv/25	L, 64-60
Dec. 22	UConn	vs. Villanova	rv/rv	L, 81-58	Feb. 27	ECU	Houston	8/6	L, 99-65
Jan. 2	Temple	at UCF	-/rv	L, 78-73	Feb. 27	SMU	Cincinnati	23/22	L, 52-49
Jan. 2	Tulsa	at Houston	19/17	L, 75-56	Mar. 2	Memphis	Cincinnati	23/22	L, 71-69
Jan. 2	Tulane	at Cincinnati	rv/rv	L, 93-61	Mar. 2	UCF	Houston	8/6	W, 69-64
Jan. 5	ECU	Cincinnati	rv/rv	W, 73-71	Mar. 7	SMU	Houston	12/12	L, 90-79
Jan. 5	UConn	UCF	-/rv	L, 65-53	Mar. 7	Cincinnati	UCF	25/rv	L, 58-55
Jan. 6	Memphis	at Houston	19/17	L, 90-77	Mar. 7	UCF	Cincinnati	20/19	W, 58-55
Jan. 9	Temple	Houston	17/15	W, 73-69	Mar. 9	Temple	UCF	25/rv	W, 67-62
Jan. 12	Wichita State	at Houston	17/15	L, 79-70	Mar. 10	Cincinnati	Houston	12/12	L, 85-69
Jan. 13	ECU	at UCF	rv/rv	L, 76-65	Mar. 10	Houston	Cincinnati	20/19	W, 85-69
Jan. 15	USF	at Cincinnati	rv/-	L, 82-74	Mar. 15	UConn	Houston	11/10	L, 84-45
Jan. 16	SMU	Houston	21/17	L, 69-58	Mar. 15	SMU	Cincinnati	24/23	L, 82-74
Jan. 16	ECU	Temple	rv/-	L, 85-74	Mar. 16	Memphis	Houston	11/10	L, 61-58
Jan. 16	Wichita State	UCF	rv/rv	W, 75-65	Mar. 16	Wichita State	Cincinnati	24/23	L, 66-63
Jan. 19	Wichita State	Cincinnati	rv/-	L, 66-55	Mar. 17	Houston	Cincinnati	24/23	L, 69-57
Jan. 19	Tulsa	UCF	rv/rv	L, 64-62	Mar. 17	Cincinnati	Houston	11/10	W, 69-57
Jan. 19	USF	Houston	21/17	L, 69-60	Mar. 22	UCF	VCU	rv/rv	W, 73-58
Jan. 23	Tulane	UCF	rv/-	L, 75-50	Mar. 24	UCF	Duke	1/1	L, 77-76
Jan. 23	ECU	Houston	17/17	L, 94-50	Mar. 29	Houston	Kentucky	7/7	L, 62-58
Jan. 24	Tulsa	Cincinnati	rv/rv	L, 88-64					
Jan. 27	Tulsa	Houston	17/17	L, 77-65					

\* Rank in Associated Press poll followed by rank in ESPN/USA Today poll

# 2018-19 IN REVIEW

## WEEKLY HONORS

### AMERICAN PLAYER OF THE WEEK

Nov. 12	Shizz Alston, Jr., Temple, Sr., G Markis McDuffie, Wichita State, Sr., F
Nov. 19	Aubrey Dawkins, UCF, RS-Jr., G
Nov. 26	Jarron Cumberland, Cincinnati, Jr., G
Dec. 3	Armoni Brooks, Houston, Jr. G
Dec. 10	DaQuan Jeffries, Tulsa, Sr., G/F
Dec. 17	Shizz Alston, Jr., Temple, Sr., G Galen Robinson, Jr., Houston, Sr., G
Dec. 24	Jarron Cumberland, Cincinnati, Jr., G
Jan. 7	Aubrey Dawkins, UCF, RS-Jr., G
Jan. 14	Nate Pierre-Louis, Temple, So., G
Jan. 21	Jarron Cumberland, Cincinnati, Jr., G
Jan. 28	Jarron Cumberland, Cincinnati, Jr., G
Feb. 4	Markis McDuffie, Wichita State, Sr., F
Feb. 11	Corey Davis, Jr., Houston, Sr., G
Feb. 18	Shizz Alston, Jr., Temple, Sr., G
Feb. 25	Jeremiah Martin, Memphis, Sr., G
March 4	Tacko Fall, UCF, Sr., C
March 11	Corey Davis, Jr., Houston, Sr., G

### AMERICAN FRESHMAN OF THE WEEK

Nov. 12	Jayden Gardner, ECU, F
Nov. 19	Tyler Harris, Memphis, G
Nov. 26	Cedrick Alley, Jr., Houston, F
Dec. 3	Jayden Gardner, ECU, F
Dec. 10	Tyler Harris, Memphis G
Dec. 17	Alexis Yetna, USF, F
Dec. 24	Alexis Yetna, USF, F
Jan. 7	Nate Hinton, Houston, G
Jan. 14	Jayden Gardner, ECU, F Alexis Yetna, USF, F
Jan. 21	Jayden Gardner, ECU, F
Jan. 28	Alexis Yetna, USF, F
Feb. 4	Jamarius Burton, Wichita State, G
Feb. 11	Cedrick Alley, Jr., Houston, F
Feb. 18	Jayden Gardner, ECU, F
Feb. 25	Dexter Dennis, Wichita State, G
March 4	Jamarius Burton, Wichita State, G
March 11	Nate Hinton, Houston, G

## 2018-19 STATISTICAL RANKINGS

Team	OFFENSE				DEFENSE			
	Scoring	FG-Pct	3FG-Pct	Reb.	Scoring	FG-Pct	3FG-Pct	Reb.
Cincinnati	9	8	3	7	2	3	12	1
ECU	11	10	12	12	10	12	6	11
Houston	2	5	2	1	1	1	1	3
Memphis	1	2	9	4	11	7	4	8
SMU	7	6	5	8	6	8	11	4
Temple	3	7	8	11	9	11	7	10
Tulane	12	11	10	6	12	10	10	12
Tulsa	8	3	6	10	7	4	5	9
UCF	6	1	1	5	3	2	2	5
UConn	4	4	4	9	8	9	9	5
USF	5	9	7	2	4	6	3	2
Wichita State	10	12	11	3	5	5	8	7

Team	FT-Pct	3FGs	Blocks	Steals	Assists	ScoringReboundTurnovrAsst/TO			
						Margin	Margin	Margin	Ratio
Cincinnati	5	11	2	6	9	2	3	2	3
ECU	9	12	8	4	12	11	12	7	11
Houston	6	1	4	5	2	1	1	4	1
Memphis	4	6	5	3	1	4	6	3	8
SMU	3	2	6	8	5	9	7	6	4
Temple	1	4	12	1	3	6	11	1	2
Tulane	8	10	9	11	4	12	10	12	10
Tulsa	7	9	11	10	8	10	9	10	7
UCF	11	8	1	9	10	3	5	8	5
UConn	10	3	3	7	11	7	8	5	9
USF	12	7	10	2	6	5	2	11	12
Wichita State	2	5	7	12	7	8	4	9	6

## WEEKLY HONOR ROLL SELECTIONS

<b>Nov. 12</b>	Jalen Adams - UConn - Sr. - G • Armoni Brooks - Houston - Jr. - G • Kyvon Davenport - Memphis - Sr. - F • B.J. Taylor - UCF - Sr. - G • Kevin Zhang - Tulane - Fr. - G/F
<b>Nov. 19</b>	Jalen Adams - UConn - Sr. - G • Shizz Alston, Jr. - Temple - Sr. - G • Eric Cobb - UConn - Sr. - F • David Collins - USF - So. - G • Markis McDuffie - Wichita State - Sr. - F
<b>Nov. 26</b>	Jalen Adams - UConn - Sr. - G • Corey Davis, Jr. - Houston - Sr. - G • Jayden Gardner - ECU - Fr. - F • Jahmal McMurray - SMU - Sr. - G • Nate Pierre-Louis - Temple - So. - G
<b>Dec. 3</b>	Jalen Adams - UConn - Sr. - G • Shizz Alston, Jr. - Temple - Sr. - G • Samajae Haynes-Jones - Wichita State - Sr. - G • B.J. Taylor - UCF - Sr. - G • Jimmy Whitt, Jr. - SMU Jr. - G
<b>Dec. 10</b>	Caleb Daniels - Tulane - So. - G • Alterique Gilbert - UConn - RS-So. - G • Jeremiah Martin - Memphis - Sr. - G • Galen Robinson, Jr. - Houston - Sr. - G • Tre Scott - Cincinnati - RS-Jr. - F
<b>Dec. 17</b>	Kyvon Davenport - Memphis - Sr. - F • Jaime Echenique - Wichita State - So. - F/C • DaQuan Jeffries - Tulsa - Sr. - G/F • Isiaha Mike - SMU - So. - F • B.J. Taylor - UCF - Sr. - G
<b>Dec. 24</b>	Armoni Brooks - Houston - Jr. - G • Kyvon Davenport - Memphis - Sr. - F • Nate Pierre-Louis - Temple - So. - G • Laquincy Rideau - USF - RS-Jr. - G • Jimmy Whitt, Jr. - SMU - Jr. - G
<b>Jan. 7</b>	Shizz Alston, Jr. - Temple - Sr. - G • Kyvon Davenport - Memphis - Sr. - F • Jayden Gardner - ECU - Fr. - F • Laquincy Rideau - USF - RS-Jr. - G • Jimmy Whitt, Jr. - SMU - Jr. - G
<b>Jan. 14</b>	Jalen Adams - UConn - Sr. - G • Jarron Cumberland - Cincinnati - Jr. - G • Kyvon Davenport - Memphis - Sr. - F • Laquincy Rideau - USF - RS-Jr. - G • Jimmy Whitt, Jr. - SMU - Jr. - G
<b>Jan. 21</b>	Jalen Adams - UConn - Sr. - G • Kareem Brewton, Jr. - Memphis - Sr. - G • Corey Davis, Jr. - Houston - Sr. - G • Jeriah Horne - Tulsa - RS-So. - F • Markis McDuffie - Wichita State - Sr. - F
<b>Jan. 28</b>	Armoni Brooks - Houston - Jr. - G • Quinton Rose - Temple - Jr. - G • Jahmal McMurray - SMU - Sr. - G • Raynere Thornton - Memphis - Sr. - G • Christian Vital - UConn - So. - G
<b>Feb. 4</b>	Justin Brown - USF - So. - G/F • Jarron Cumberland - Cincinnati - Jr. - G • DeJon Jarreau - Houston - RS-So. - G • DaQuan Jeffries - Tulsa - Sr. - G/F • Jeremiah Martin - Memphis - Sr. - G
<b>Feb. 11</b>	David Collins - USF - So. - G • Jarron Cumberland - Cincinnati - Jr. - G • Aubrey Dawkins - UCF - RS-Jr. - G/F • Jeremiah Martin - Memphis - Sr. - G • Markis McDuffie - Wichita State - Sr. - F
<b>Feb. 18</b>	Armoni Brooks - Houston - Jr. - G • Jarron Cumberland - Cincinnati - Jr. - G • Jeriah Horne - Tulsa - RS-So. - F • Jeremiah Martin - Memphis - Sr. - G • B.J. Taylor - UCF - RS-Sr. - G
<b>Feb. 25</b>	Shizz Alston, Jr. - Temple - Sr. - G • Cane Broome - Cincinnati - Sr. - G • Tacko Fall - UCF - Sr. - C • Isaac Fleming - ECU - Sr. - G • DeJon Jarreau - Houston - RS-So. - G
<b>Mar. 4</b>	Shizz Alston, Jr. - Temple - Sr. - G • Jarron Cumberland - Cincinnati - Jr. - G • Samajae Haynes-Jones - Wichita State - Sr. - G • Jeremiah Martin - Memphis - Sr. - G • Curran Scott - Tulsa - RS-Jr. - G
<b>Mar. 11</b>	Shizz Alston, Jr. - Temple - Sr. - G • Josh Carlton - UConn - So. - F/C • Aubrey Dawkins - UCF - RS-Jr. - G • Jeremiah Martin - Memphis - Sr. - G • Markis McDuffie - Wichita State - Sr. - F

## INDIVIDUAL LEADERS

### SCORING


Player-Team	G	FG	3FG	FT	Pts	Avg/G
1. Shizz Alston, Jr.-TEM	33	207	99	138	651	19.7
2. Jeremiah Martin-MEM	36	220	66	202	708	19.7
3. Jarron Cumberland-CIN	35	207	80	163	657	18.8
4. Markis McDuffie-WSU	37	214	84	160	672	18.2
5. Jahmal McMurray-SMU	32	206	101	67	580	18.1
6. Corey Davis Jr.-HOU	37	202	111	113	628	17.0
7. Caleb Daniels-TLN	30	174	47	112	507	16.9
8. Jalen Adams-UCONN	26	169	43	58	439	16.9
9. Quinton Rose-TEM	33	204	41	89	538	16.3
10. Jayden Gardner-ECU	31	166	2	171	505	16.3
11. B.J. Taylor-UCF	33	139	61	187	526	15.9
12. David Collins-USF	37	167	47	206	587	15.9
13. Aubrey Dawkins-UCF	33	181	73	81	516	15.6
14. Christian Vital-UCONN	33	150	79	91	470	14.2
15. Laquincy Rideau-USF	35	162	54	90	468	13.4
16. Armoni Brooks-HOU	37	172	121	29	494	13.4
17. Nate Pierre-Louis-TEM	33	153	26	106	438	13.3
18. Kyvon Davenport-MEM	36	171	37	91	470	13.1
19. DaQuan Jeffries-TLS	31	138	45	83	404	13.0
20. Shawn Williams-ECU	26	110	70	43	333	12.8

### REBOUNDING

Player-Team	G	OFF	DEF	TOT	Avg/G
1. Alexis Yetna-USF	36	117	229	346	9.6
2. Jayden Gardner-ECU	31	93	169	262	8.5
3. Samir Sehic-TLN	31	68	170	238	7.7
4. Tacko Fall-UCF	33	84	167	251	7.6
5. Ernest Aflakpui-TEM	30	77	135	212	7.1
6. Kyvon Davenport-MEM	36	82	166	248	6.9
7. Tre Scott-CIN	35	82	158	240	6.9
8. Jimmy Whitt Jr.-SMU	30	62	131	193	6.4
9. Feron Hunt-SMU	32	62	143	205	6.4
10. Armoni Brooks-HOU	37	40	194	234	6.3
11. Nysier Brooks-CIN	35	94	127	221	6.3
12. Ethan Chargois-SMU	32	65	133	198	6.2
13. Michael Durr-USF	38	78	157	235	6.2
14. Josh Carlton-UCONN	33	89	115	204	6.2
15. Raynere Thornton-MEM	36	78	142	220	6.1
16. Jaime Echenique-WSU	37	68	153	221	6.0
17. Seth Leday-ECU	29	63	106	169	5.8
18. Nate Pierre-Louis-TEM	33	43	149	192	5.8
19. Martins Igbanu-TLS	32	55	128	183	5.7
20. Christian Vital-UCONN	33	34	151	185	5.6

### FIELD GOAL PCT

Player-Team	G	FG	FGA	Pct
1. Tacko Fall-UCF	33	154	206	.748
2. Martins Igbanu-TLS	32	143	232	.616
3. Josh Carlton-UCONN	33	111	183	.607
4. Feron Hunt-SMU	32	98	177	.554
5. Jaime Echenique-WSU	37	133	245	.543
6. Alexis Yetna-USF	36	165	306	.539
7. Seth Leday-ECU	29	120	227	.529
8. DaQuan Jeffries-TLS	31	138	275	.502
9. Kyvon Davenport-MEM	36	171	341	.501
10. Jayden Gardner-ECU	31	166	337	.493
11. Jimmy Whitt Jr.-SMU	30	162	332	.488
12. Jalen Adams-UCONN	26	169	347	.487
13. Isaac Fleming-ECU	31	123	253	.486
14. Tre Scott-CIN	35	125	265	.472
15. DeJon Jarreau-HOU	30	90	191	.471



David Collins, DaQuan Jeffries, Issac Fleming  
(top to bottom)

# 2018-19 IN REVIEW



Jamarius Burton, Jeremiah Martin, Shizz Alston, Jr.  
(top to bottom)

## INDIVIDUAL LEADERS

### ASSISTS

Player-Team	G	Assists	Avg/G
1. Laquincy Rideau-USF	35	189	5.40
2. Shizz Alston, Jr.-TEM	33	166	5.03
3. Galen Robinson, Jr.-HOU	37	183	4.95
4. Jeremiah Martin-MEM	36	157	4.36
5. Terrell Allen-UCF	33	142	4.30
6. Sterling Taplin-TLS	32	131	4.09
7. Jordan Cornish-TLN	31	126	4.06
8. Isaac Fleming-ECU	31	125	4.03
9. Jimmy Whitt Jr.-SMU	30	119	3.97
10. Alterique Gilbert-UCONN	25	91	3.64

### FREE THROW PCT

Player-Team	G	FTM	FTA	Pct
1. Shizz Alston, Jr.-TEM	33	138	152	.908
2. Corey Davis Jr.-HOU	37	113	130	.869
3. Aubrey Dawkins-UCF	33	81	97	.835
4. Jalen Adams-UCONN	26	58	70	.829
5. Jahmal McMurray-SMU	32	67	81	.827
6. Markis McDuffie-WSU	37	160	196	.816
7. Christian Vital-UCONN	33	91	112	.813
8. B.J. Taylor-UCF	33	187	240	.779
9. Alterique Gilbert-UCONN	25	62	80	.775
10. Jarron Cumberland-CIN	35	163	211	.773

### STEALS

Player-Team	G	Steals	Avg/G
1. Laquincy Rideau-USF	35	101	2.89
2. Jeremiah Martin-MEM	36	79	2.19
3. Quinton Rose-TEM	33	71	2.15
4. David Collins-USF	37	76	2.05
5. Nate Pierre-Louis-TEM	33	53	1.61
6. Christian Vital-UCONN	33	52	1.58
7. Isaac Fleming-ECU	31	47	1.52
8. Shizz Alston, Jr.-TEM	33	49	1.48
9. Seth Leday-ECU	29	42	1.45
10. Jimmy Whitt Jr.-SMU	30	43	1.43

### 3-POINT FG PCT

Player-Team	G	3FG	FGA	Pct
1. Justin Jenifer-CIN	34	60	135	.444
2. Christian Vital-UCONN	33	79	193	.409
3. Aubrey Dawkins-UCF	33	73	181	.403
4. Dexter Dennis-WSU	35	54	135	.400
5. Jahmal McMurray-SMU	32	101	256	.395
6. Armoni Brooks-HOU	37	121	310	.390
7. Jarron Cumberland-CIN	35	80	206	.388
8. Tyler Polley-UCONN	33	52	137	.380
9. Corey Davis Jr.-HOU	37	111	296	.375
10. Jeriah Horne-TLS	32	49	131	.374

### 3-POINT FG MADE

Player-Team	G	3FG	Avg/G
1. Armoni Brooks-HOU	37	121	3.27
2. Jahmal McMurray-SMU	32	101	3.16
3. Corey Davis Jr.-HOU	37	111	3.00
Shizz Alston, Jr.-TEM	33	99	3.00
5. Shawn Williams-ECU	26	70	2.69
6. Christian Vital-UCONN	33	79	2.39
7. Jarron Cumberland-CIN	35	80	2.29
8. Markis McDuffie-WSU	37	84	2.27
9. Aubrey Dawkins-UCF	33	73	2.21
10. Tyler Harris-MEM	36	79	2.19

## INDIVIDUAL LEADERS

### BLOCKED SHOTS

	Player-Team	G	Blocks	Avg/G
1.	Tacko Fall-UCF	33	85	2.58
2.	Josh Carlton-UConn	33	59	1.79
3.	Nysier Brooks-CIN	35	51	1.46
4.	Jaime Echenique-WSU	37	51	1.38
5.	Brison Gresham-HOU	37	48	1.30
6.	DaQuan Jeffries-TLS	31	38	1.23
7.	Michael Durr-USF	38	46	1.21
8.	Isiaha Mike-SMU	32	35	1.09
9.	Chad Brown-UCF	33	34	1.03
10.	K.J. Davis-ECU	29	28	0.97

### ASSIST/TURNOVER RATIO

	Player-Team	G	Asst	Avg	Turn	Avg	Ratio
1.	Galen Robinson, Jr.-HOU	37	183	4.9	63	1.7	2.90
2.	Jimmy Whitt Jr.-SMU	30	119	4.0	44	1.5	2.70
3.	Terrell Allen-UCF	33	142	4.3	56	1.7	2.54
4.	B.J. Taylor-UCF	33	107	3.2	54	1.6	1.98
5.	Shizz Alston, Jr.-TEM	33	166	5.0	84	2.5	1.98
6.	Jamarius Burton-WSU	37	126	3.4	68	1.8	1.85
7.	Sterling Taplin-TLS	32	131	4.1	75	2.3	1.75
8.	Jeremiah Martin-MEM	36	157	4.4	95	2.6	1.65
9.	DeJon Jarreau-HOU	30	100	3.3	63	2.1	1.59
10.	Alterique Gilbert-UConn	25	91	3.6	58	2.3	1.57

### OFFENSIVE REBOUNDS

	Player-Team	G	No.	Avg/G
1.	Alexis Yetna-USF	36	117	3.25
2.	Jayden Gardner-ECU	31	93	3.00
3.	Josh Carlton-UConn	33	89	2.70
4.	Nysier Brooks-CIN	35	94	2.69
5.	Ernest Aflakpui-TEM	30	77	2.57
6.	Tacko Fall-UCF	33	84	2.55
7.	Tre Scott-CIN	35	82	2.34
8.	Kyvon Davenport-MEM	36	82	2.28
9.	Samir Sehic-TLN	31	68	2.19
10.	Seth Leday-ECU	29	63	2.17

### DEFENSIVE REBOUNDS

	Player-Team	G	No.	Avg/G
1.	Alexis Yetna-USF	36	229	6.36
2.	Samir Sehic-TLN	31	170	5.48
3.	Jayden Gardner-ECU	31	169	5.45
4.	Armoni Brooks-HOU	37	194	5.24
5.	Tacko Fall-UCF	33	167	5.06
6.	Kyvon Davenport-MEM	36	166	4.61
7.	Christian Vital-UConn	33	151	4.58
8.	Nate Pierre-Louis-TEM	33	149	4.52
9.	Tre Scott-CIN	35	158	4.51
10.	Ernest Aflakpui-TEM	30	135	4.50

### MINUTES PLAYED

	Player-Team	G	Minutes	Avg/G
1.	Shizz Alston, Jr.-TEM	33	1226	37.15
2.	Jimmy Whitt Jr.-SMU	30	1053	35.10
3.	Quinton Rose-TEM	33	1144	34.67
4.	Shawn Williams-ECU	26	899	34.58
5.	B.J. Taylor-UCF	33	1136	34.42
6.	Nate Pierre-Louis-TEM	33	1132	34.30
7.	Jeremiah Martin-MEM	36	1231	34.19
8.	Caleb Daniels-TLN	30	1018	33.93
9.	David Collins-USF	37	1243	33.59
10.	Aubrey Dawkins-UCF	33	1103	33.42



Jahmal McMurray, Christian Vital, Jordan Cornish  
(top to bottom)

# 2018-19 IN REVIEW

## TEAM LEADERS

### SCORING OFFENSE

Team	G	W-L	Pts	Avg/G
1. Memphis	36	22-14	2882	80.1
2. Houston	37	33-4	2787	75.3
3. Temple	33	23-10	2465	74.7
4. UConn	33	16-17	2436	73.8
5. USF	38	24-14	2752	72.4
6. UCF	33	24-9	2385	72.3
7. SMU	32	15-17	2303	72.0
8. Tulsa	32	18-14	2296	71.8
9. Cincinnati	35	28-7	2510	71.7
10. Wichita State	37	22-15	2609	70.5
11. ECU	31	10-21	2088	67.4
12. Tulane	31	4-27	2082	67.2

### SCORING DEFENSE

Team	G	Pts	Avg/G
1. Houston	37	2258	61.0
2. Cincinnati	35	2194	62.7
3. UCF	33	2128	64.5
4. USF	38	2553	67.2
5. Wichita State	37	2542	68.7
6. SMU	32	2249	70.3
7. Tulsa	32	2271	71.0
8. UConn	33	2354	71.3
9. Temple	33	2358	71.5
10. ECU	31	2299	74.2
11. Memphis	36	2680	74.4
12. Tulane	31	2403	77.5

### SCORING MARGIN

Team	G	OFF	DEF	Margin
1. Houston	37	75.3	61.0	+14.3
2. Cincinnati	35	71.7	62.7	+9.0
3. UCF	33	72.3	64.5	+7.8
4. Memphis	36	80.1	74.4	+5.6
5. USF	38	72.4	67.2	+5.2
6. Temple	33	74.7	71.5	+3.2
7. UConn	33	73.8	71.3	+2.5
8. Wichita State	37	70.5	68.7	+1.8
9. SMU	32	72.0	70.3	+1.7
10. Tulsa	32	71.8	71.0	+0.8
11. ECU	31	67.4	74.2	-6.8
12. Tulane	31	67.2	77.5	-10.4

### FREE THROW PCT

Team	G	FTM	FTA	Pct
1. Temple	33	472	649	.727
2. Wichita State	37	475	655	.725
3. SMU	32	374	523	.715
4. Memphis	36	596	835	.714
5. Cincinnati	35	534	758	.704
6. Houston	37	490	697	.703
7. Tulsa	32	522	751	.695
8. Tulane	31	403	585	.689
9. ECU	31	435	638	.682
10. UConn	33	436	641	.680
11. UCF	33	518	798	.649
12. USF	38	658	1018	.646

### FIELD GOAL PERCENTAGES

Team	G	FG	FGA	Pct
1. UCF	33	819	1763	.465
2. Memphis	36	1013	2238	.453
3. Tulsa	32	776	1732	.448
4. UConn	33	874	1959	.446
5. Houston	37	982	2203	.446
6. SMU	32	833	1884	.442
7. Temple	33	873	1998	.437
8. Cincinnati	35	872	2018	.432
9. USF	38	911	2120	.430
10. ECU	31	749	1791	.418
11. Tulane	31	733	1784	.411
12. Wichita State	37	929	2277	.408

### FIELD GOAL PCT DEFENSE

Team	G	FG	FGA	Pct
1. Houston	37	749	2035	.368
2. UCF	33	764	1938	.394
3. Cincinnati	35	766	1869	.410
4. Tulsa	32	793	1934	.410
5. Wichita State	37	863	2082	.415
6. USF	38	857	2034	.421
7. Memphis	36	917	2169	.423
8. SMU	32	793	1853	.428
9. UConn	33	809	1841	.439
10. Tulane	31	863	1959	.441
11. Temple	33	841	1897	.443
12. ECU	31	787	1753	.449

### 3-POINT FG PCT

Team	G	FG	FGA	Pct
1. UCF	33	229	628	.365
2. Houston	37	333	939	.355
3. Cincinnati	35	232	673	.345
4. UConn	33	252	732	.344
5. SMU	32	263	772	.341
6. Tulsa	32	222	652	.340
7. USF	38	272	819	.332
8. Temple	33	247	748	.330
9. Memphis	36	260	807	.322
10. Tulane	31	213	670	.318
11. Wichita State	37	276	890	.310
12. ECU	31	155	545	.284

### 3-POINT FG PCT DEFENSE

Team	G	FG	FGA	Pct
1. Houston	37	233	836	.279
2. UCF	33	233	744	.313
3. USF	38	243	760	.320
4. Memphis	36	275	855	.322
5. Tulsa	32	279	851	.328
6. ECU	31	214	651	.329
7. Temple	33	239	727	.329
8. Wichita State	37	256	776	.330
9. UConn	33	208	620	.335
10. Tulane	31	255	759	.336
11. SMU	32	267	761	.351
12. Cincinnati	35	284	800	.355

### REBOUNDING OFFENSE

Team	G	Reb	Avg/G
1. Houston	37	1502	40.6
2. USF	38	1483	39.0
3. Wichita State	37	1416	38.3
4. Memphis	36	1358	37.7
5. UCF	33	1215	36.8
6. Tulane	31	1128	36.4
7. Cincinnati	35	1264	36.1
8. SMU	32	1141	35.7
9. UConn	33	1171	35.5
10. Tulsa	32	1118	34.9
11. Temple	33	1136	34.4
12. ECU	31	1061	34.2

### REBOUNDING DEFENSE

Team	G	Reb	Avg/G
1. Cincinnati	35	1088	31.1
2. USF	38	1229	32.3
3. Houston	37	1236	33.4
4. SMU	32	1101	34.4
5. UCF	33	1142	34.6
UConn	33	1142	34.6
7. Wichita State	37	1299	35.1
8. Memphis	36	1293	35.9
9. Tulsa	32	1182	36.9
10. Temple	33	1222	37.0
11. ECU	31	1152	37.2
12. Tulane	31	1195	38.5

## TEAM LEADERS

### REBOUNDING MARGIN

Team	G	TEAM	Avg	OPP	Avg	Margin
1. Houston	37	1502	40.6	1236	33.4	+7.2
2. USF	38	1483	39.0	1229	32.3	+6.7
3. Cincinnati	35	1264	36.1	1088	31.1	+5.0
4. Wichita State	37	1416	38.3	1299	35.1	+3.2
5. UCF	33	1215	36.8	1142	34.6	+2.2
6. Memphis	36	1358	37.7	1293	35.9	+1.8
7. SMU	32	1141	35.7	1101	34.4	+1.2
8. UConn	33	1171	35.5	1142	34.6	+0.9
9. Tulsa	32	1118	34.9	1182	36.9	-2.0
10. Tulane	31	1128	36.4	1195	38.5	-2.2
11. Temple	33	1136	34.4	1222	37.0	-2.6
12. ECU	31	1061	34.2	1152	37.2	-2.9

### BLOCKED SHOTS

Team	G	Blocks	Avg/G
1. UCF	33	150	4.55
2. Cincinnati	35	155	4.43
3. UConn	33	145	4.39
4. Houston	37	161	4.35
5. Memphis	36	144	4.00
6. SMU	32	123	3.84
7. Wichita State	37	135	3.65
8. ECU	31	110	3.55
9. Tulane	31	109	3.52
10. USF	38	124	3.26
11. Tulsa	32	76	2.38
12. Temple	33	73	2.21

### ASSISTS

Team	G	Assists	Avg/G
1. Memphis	36	553	15.36
2. Houston	37	548	14.81
3. Temple	33	476	14.42
4. Tulane	31	444	14.32
5. SMU	32	441	13.78
6. USF	38	521	13.71
7. Wichita State	37	499	13.49
8. Tulsa	32	430	13.44
9. Cincinnati	35	466	13.31
10. UCF	33	439	13.30
11. UConn	33	422	12.79
12. ECU	31	382	12.32

### STEALS

Team	G	Steals	Avg/G
1. Temple	33	284	8.61
2. USF	38	306	8.05
3. Memphis	36	288	8.00
4. ECU	31	224	7.23
5. Houston	37	240	6.49
6. Cincinnati	35	214	6.11
7. UConn	33	200	6.06
8. SMU	32	189	5.91
9. UCF	33	189	5.73
10. Tulsa	32	176	5.50
11. Tulane	31	147	4.74
12. Wichita State	37	174	4.70

### TURNOVER MARGIN

Team	G	TEAM	Avg	OPP	Avg	Margin
1. Temple	33	367	11.1	485	14.7	+3.58
2. Cincinnati	35	365	10.4	476	13.6	+3.17
3. Memphis	36	540	15.0	582	16.2	+1.17
4. Houston	37	410	11.1	452	12.2	+1.14
5. UConn	33	427	12.9	461	14.0	+1.03
6. SMU	32	351	11.0	370	11.6	+0.59
7. ECU	31	414	13.4	426	13.7	+0.39
8. UCF	33	392	11.9	400	12.1	+0.24
9. Wichita State	37	448	12.1	451	12.2	+0.08
10. Tulsa	32	404	12.6	395	12.3	-0.28
11. USF	38	604	15.9	582	15.3	-0.58
12. Tulane	31	467	15.1	335	10.8	-4.26

### ASSIST/TURNOVER RATIO

Team	G	Asst	Avg	Turn	Avg	Ratio
1. Houston	37	548	14.8	410	11.1	1.34
2. Temple	33	476	14.4	367	11.1	1.30
3. Cincinnati	35	466	13.3	365	10.4	1.28
4. SMU	32	441	13.8	351	11.0	1.26
5. UCF	33	439	13.3	392	11.9	1.12
6. Wichita State	37	499	13.5	448	12.1	1.11
7. Tulsa	32	430	13.4	404	12.6	1.06
8. Memphis	36	553	15.4	540	15.0	1.02
9. UConn	33	422	12.8	427	12.9	0.99
10. Tulane	31	444	14.3	467	15.1	0.95
11. ECU	31	382	12.3	414	13.4	0.92
12. USF	38	521	13.7	604	15.9	0.86

### OFFENSIVE REBOUNDS

Team	G	No.	Avg/G
1. USF	38	519	13.66
2. Cincinnati	35	448	12.80
3. Wichita State	37	456	12.32
4. Houston	37	455	12.30
5. Memphis	36	439	12.19
6. SMU	32	375	11.72
7. UConn	33	381	11.55
8. ECU	31	321	10.35
9. Temple	33	326	9.88
10. Tulane	31	306	9.87
11. UCF	33	321	9.73
12. Tulsa	32	248	7.75

### DEFENSIVE REBOUNDS

Team	G	No.	Avg/G
1. Houston	37	1047	28.30
2. Tulsa	32	870	27.19
3. UCF	33	894	27.09
4. Tulane	31	822	26.52
5. Wichita State	37	960	25.95
6. Memphis	36	919	25.53
7. USF	38	964	25.37
8. Temple	33	810	24.55
9. UConn	33	790	23.94
10. SMU	32	766	23.94
11. ECU	31	740	23.87
12. Cincinnati	35	816	23.31

### 3-POINT FG MADE

Team	G	3FG	Avg/G
1. Houston	37	333	9.00
2. SMU	32	263	8.22
3. UConn	33	252	7.64
4. Temple	33	247	7.48
5. Wichita State	37	276	7.46
6. Memphis	36	260	7.22
7. USF	38	272	7.16
8. UCF	33	229	6.94
9. Tulsa	32	222	6.94
10. Tulane	31	213	6.87
11. Cincinnati	35	232	6.63
12. ECU	31	155	5.00

# ANNUAL INDIVIDUAL LEADERS

## SCORING

Year	Player, School	GP	FG	3FG	FT	PTS	PPG
2013-14	Sean Kilpatrick, Cincinnati, Sr.	34	214	93	180	701	20.6
2014-15	Ryan Boatright, UConn, Sr.	34	182	86	142	592	17.4
2015-16	Nic Moore, SMU, Sr.	29	153	76	84	466	16.1
2016-17	Rob Gray, Houston, Jr.	31	233	63	109	638	20.6
2017-18	Rob Gray, Houston, Sr.	34	218	61	158	655	19.3
2018-19	Shizz Alston, Jr., Temple, Sr.	33	207	99	138	651	19.7

## FIELD GOAL PERCENTAGE

Year	Player, School	GP	FGM	FGA	Pct.
2013-14	Montrezl Harrell, Louisville, So.	37	223	366	.609
2014-15	Amida Brimah, UConn, So.	35	126	187	.674
2015-16	Tacko Fall, UCF, Fr.	30	96	128	.750
2016-17	Tacko Fall, UCF, So.	36	168	235	.715
2017-18	Samir, Sehic, Tulane, So.	31	111	194	.572
2018-19	Tacko Fall, UCF, Sr.	33	154	206	.748

## REBOUNDING

Year	Player, School	GP	OFF	DEF	TOTAL	RPG
2013-14	Anthony Lee, Temple, Jr.	28	89	151	240	8.6
2014-15	Jaylen Bond, Temple, Jr.	35	116	161	277	7.9
2015-16	Dedric Lawson, Memphis, Fr.	33	104	203	307	9.3
2016-17	Dedric Lawson, Memphis, So.	32	92	225	317	9.9
2017-18	Gary Clark, Cincinnati, Sr.	36	107	206	313	8.7
2018-19	Alexis Yenta, USF, So.	36	117	229	346	9.6

## ASSISTS

Year	Player, School	GP	A	APG
2013-14	L.J. Rose, Houston, So.	28	154	5.5
2014-15	Anthony Collins, Jr.	32	167	5.2
2015-16	Nic Moore, SMU, Sr.	29	152	5.2
2016-17	Jalen Adams, UConn, So.	32	195	6.1
2017-18	Landry Shamet, Wichita State, So.	32	166	5.2
2018-19	Laquincy Rideau, USF, Jr.	35	189	5.4

## FREE THROW PERCENTAGE

Year	Player, School	GP	FTM	FTA	Pct.
2013-14	Myles Mack, Rutgers, Jr.	33	111	124	.895
2014-15	Nic Moore, SMU, Jr.	34	104	117	.889
2015-16	Daniel Hamilton, UConn, So.	36	86	100	.860
2016-17	Shizz Alston Jr., Temple, So.	32	66	76	.868
2017-18	Shawn Williams, ECU, Fr.	30	65	74	.878
2018-19	Shizz Alston, Jr., Temple, Sr.	33	138	152	.908

## 3-POINT FIELD GOAL PERCENTAGE

Year	Player, School	GP	FGM	FGA	Pct.
2013-14	Niels Giffey, UConn, Sr.	40	58	120	.483
2014-15	Nic Moore, SMU, Jr.	34	77	185	.416
2015-16	Sterling Brown, SMU, Jr.	30	30	56	.536
2016-17	Sterling Brown, SMU, Sr.	35	61	136	.449
2017-18	Ben Emelogu, SMU, Sr.	33	63	134	.470
2018-19	Justin Jenifer, Cincinnati, Sr.	34	60	135	.444

## 3-POINT FIELD GOALS PER GAME

Year	Player, School	GP	3FG	Avg.
2013-14	Sean Kilpatrick, Cincinnati, Sr.	34	93	2.7
2014-15	Jherrod Stiggers, Houston, Jr.	31	96	3.1
2015-16	Nic Moore, SMU, Sr.	29	76	2.6
2016-17	Matt Williams, UCF, Sr.	36	126	3.5
2017-18	Corey Davis, Jr., Houston, Jr.	35	103	2.9
2018-19	Armoni Brooks, Houston, Jr.	37	121	3.3

## BLOCKS

Year	Player, School	GP	B	BPG
2013-14	Justin Jackson, Cincinnati, Sr.	34	99	2.9
2014-15	Amida Brimah, UConn, So.	35	121	3.5
2015-16	Tacko Fall, UCF, Fr.	30	70	2.3
2016-17	Andre Washington, ECU, Sr.	33	95	2.9
2017-18	Shaquille Morris, Wichita State, Sr.	33	51	1.5
2018-19	Tacko Fall, USF, Sr.	33	85	2.6

## STEALS

Year	Player, School	GP	S	SPG
2013-14	Chris Jones, Louisville, Jr.	33	73	2.2
2014-15	Shaquille Harrison, Tulsa, Jr.	34	67	2.0
2015-16	Shaquille Harrison, Tulsa, Sr.	32	60	1.9
2016-17	Melvin Frazier, Tulane, So.	30	56	1.9
2017-18	Jeremiah Martin, Memphis, Jr.	27	61	2.3
2018-19	Laquincy Rideau, USF, Jr.	35	101	2.9

## ASSIST/TURNOVER RATIO

Year	Player, School	GP	A	TO	A/TO
2013-14	L.J. Rose, Houston, So.	28	154	65	2.4
2014-15	Antonio Robinson, ECU, Sr.	33	122	52	2.3
2015-16	Josh Brown, Temple, Jr.	33	161	46	3.5
2016-17	Troy Caupain, Cincinnati, Sr.	36	158	47	3.4
2017-18	Landry Shamet, Wichita State, So.	32	166	67	2.5
2018-19	Galen Robinson, Jr., Houston, Sr.	37	183	63	2.9

## MINUTES PLAYED

Year	Player, School	GP	M	MPG
2013-14	Dalton Pepper, Temple, Sr.	31	1171	37.8
2014-15	Ryan Boatright, UConn, Sr.	34	1216	35.8
2015-16	Josh Brown, Temple, Jr.	33	1194	36.2
2016-17	Rodney Purvis, UConn, Sr.	33	1217	36.9
2017-18	Jalen Adams, UConn, Jr.	30	1144	38.1
2018-19	Shizz Alston, Jr., Temple, Sr.	33	1226	37.2

# ANNUAL TEAM LEADERS

## SCORING OFFENSE

Year	School	GP	Pts.	Avg.
2013-14	Louisville	37	2998	81.0
2014-15	SMU	34	2350	69.1
2015-16	Houston	32	2476	77.4
2016-17	Cincinnati	36	2674	74.3
2017-18	Wichita State	33	2731	82.8
2018-19	Memphis	36	2882	80.1

## SCORING DEFENSE

Year	School	GP	Pts.	Avg.
2013-14	Cincinnati	34	1986	58.4
2014-15	Cincinnati	34	1898	55.8
2015-16	Cincinnati	33	2090	63.3
2016-17	SMU	35	2100	60.0
2017-18	Cincinnati	36	2071	57.5
2018-19	Houston	37	2258	61.0

## SCORING MARGIN

Year	School	GP	PF	PA	Margin
2013-14	Louisville	37	81.0	61.1	19.9
2014-15	SMU	34	69.1	59.8	9.4
2015-16	SMU	30	77.3	63.4	13.9
2016-17	SMU	35	74.3	60.0	14.3
2017-18	Cincinnati	36	74.2	57.5	16.7
2018-19	Houston	37	75.3	61.0	14.3

## FIELD GOAL PERCENTAGE

Year	School	GP	FGM	FGA	Pct.
2013-14	SMU	37	937	1938	.483
2014-15	SMU	34	832	1750	.475
2015-16	SMU	30	858	1727	.497
2016-17	SMU	35	914	1936	.472
2017-18	Wichita State	33	957	2009	.476
2018-19	UCF	33	819	1763	.465

## FIELD GOAL PERCENTAGE DEFENSE

Year	School	GP	FGM	FGA	Pct.
2013-14	SMU	37	762	1977	.385
2014-15	SMU	34	691	1815	.381
2015-16	UConn	36	785	2033	.386
2016-17	Cincinnati	36	767	1975	.388
2017-18	Cincinnati	36	739	1974	.374
2018-19	Houston	37	749	2035	.368

## 3-POINT FIELD GOAL PERCENTAGE

Year	School	GP	3FGM	3FGA	Pct.
2013-14	UConn	40	287	741	.387
2014-15	SMU	34	145	400	.363
2015-16	SMU	30	194	462	.420
2016-17	SMU	35	286	705	.406
2017-18	Houston	35	297	768	.387
2018-19	UCF	33	229	628	.365

## 3-POINT FIELD GOAL DEFENSE

Year	School	GP	3FGM	3FGA	Pct.
2013-14	Louisville	37	170	594	.286
2014-15	Memphis	32	164	540	.304
2015-16	Houston	32	195	643	.303
2016-17	UCF	36	273	873	.313
2017-18	Cincinnati	36	231	747	.309
2018-19	Houston	37	233	836	.279

## FREE THROW PERCENTAGE

Year	School	GP	FTM	FTA	Pct.
2013-14	UConn	40	644	829	.777
2014-15	UConn	35	417	590	.707
2015-16	UConn	36	488	615	.793
2016-17	Tulsa	32	522	716	.729
2017-18	UConn	32	442	593	.745
2018-19	Temple	33	472	649	.727

## REBOUNDING

Year	School	GP	R	Avg.
2013-14	UCF	31	1184	38.2
2014-15	Temple	37	1410	38.1
2015-16	Memphis	34	1375	40.4
2016-17	UCF	36	1468	40.8
2017-18	Wichita State	33	1340	40.6
2018-19	Houston	37	1502	40.6

## REBOUNDING MARGIN

Year	School	GP	RPG	Opp Margin
2013-14	SMU	37	36.0	31.3 4.8
2014-15	SMU	34	36.6	29.9 6.7
2015-16	SMU	30	39.4	29.3 10.2
2016-17	SMU	35	38.1	29.5 8.7
2017-18	Wichita State	33	40.6	30.7 9.9
2018-19	Houston	37	40.6	33.4 7.2

## ASSISTS

Year	School	GP	A	Avg.
2013-14	Memphis	34	591	17.4
2014-15	SMU	34	524	15.4
2015-16	SMU	30	528	17.6
2016-17	SMU	35	567	16.2
2017-18	Wichita State	33	610	18.5
2018-19	Memphis	36	553	15.4

## BLOCKS

Year	School	GP	B	Avg.
2013-14	UConn	40	230	5.8
2014-15	Memphis	32	208	6.5
2015-16	Cincinnati	33	192	5.8
2016-17	UConn	33	177	5.4
2017-18	Cincinnati	36	194	5.4
2018-19	UCF	33	150	4.5

## STEALS

Year	School	GP	S	Avg.
2013-14	Louisville	37	370	10.0
2014-15	Memphis	32	224	7.0
2015-16	Cincinnati	33	257	7.8
2016-17	Cincinnati	36	260	7.2
2017-18	SMU	33	244	7.4
2018-19	Temple	33	284	8.6

## TURNOVER MARGIN

Year	School	GP	TO	Opp Margin
2013-14	Louisville	37	10.6	17.2 6.7
2014-15	Temple	37	9.5	12.3 2.8
2015-16	Tulsa	32	10.8	14.2 3.3
2016-17	Houston	32	9.8	13.7 3.81
2017-18	Cincinnati	36	11.3	14.3 3.03
2018-19	Temple	33	11.1	14.7 3.6

## ASSIST/TURNOVER RATIO

Year	School	GP	A	TO	A/TO
2013-14	Louisville	37	15.4	10.6	1.5
2014-15	Temple	37	12.4	9.5	1.3
2015-16	Temple	33	13.5	9.2	1.5
2016-17	Cincinnati	36	15.5	10.0	1.5
2017-18	Wichita State	33	18.5	11.6	1.6
2018-19	Houston	37	14.8	11.1	1.3

# INDIVIDUAL RECORDS

## POINTS

### GAME

43	Jeremiah Martin, Memphis vs. Tulane, 2/20/19
42	Russ Smith, Louisville vs. Houston, 3/14/14
41	Jeremiah Martin, Memphis at USF, 2/3/19
40	Amida Brimah, UConn vs. Coppin State, 12/14/14
39	Rob Gray, Houston vs. San Diego State, 3/15/18
38	Matt Williams, UCF vs. USF, 1/17/17
37	Troy Cauptain, Cincinnati vs. UConn, 3/11/16 (4ot)
	Rob Gray, Houston vs. Drexel, 11/17/17
	Jeremiah Martin, Memphis at Wichita State, 2/23/19
36	Russ Smith, Louisville vs. North Carolina, 11/24/13
	Isaiah Sykes, UCF vs. Temple, 3/12/14
	Semi Ojeleye, SMU vs. ECU, 3/9/17
	Caleb Daniels, Tulane vs. Wichita State, 3/9/19
	Aubrey Dawkins, UCF at Temple, 3/9/19

### SEASON

720	Shabazz Napier, UConn, 2013-14 (40 games)
708	Jeremiah Martin, Memphis, 2018-19 (36 games)
701	Sean Kilpatrick, Cincinnati, 2013-14 (34 games)
673	Russ Smith, Louisville, 2013-14 (37 games)
672	Markis McDuffie, Wichita 2018-19 (37 games)
665	Semi Ojeleye, SMU, 2016-17, (35 games)
657	Jarron Cumberland, Cincinnati, 2018-19 (35 games)
655	Rob Gray, Houston, 2017-18 (34 games)
651	Shizz Alston, Temple, 2018-19 (33 games)
638	Rob Gray, Houston, 2016-17 (31 games)
628	Corey Davis, Houston, 2018-19 (37 games)
614	Dedric Lawson, Memphis, 2016-17 (32 games)
592	Ryan Boatright, UConn, 2014-15 (34 games)
587	David Collins, USF, 2019-20 (37 games)
580	Jahmal McMurray, SMU 2018-19 (32 games)

### CAREER/1,000-point club

1,710	Rob Gray, Houston, 2015-18
1,706	Jalen Adams, UConn, 2015-2019
1,625	Jeremiah Martin, Memphis, 2015-19
1,618	B.J. Taylor, UCF, 2015-19
1,597	Shizz Alston, Jr., Temple, 2015-19
1,570	B.J. Tyson, ECU, 2014-18
1,525	Markis McDuffie, Wichita State, 2015-19
1,462	Nic Moore, SMU, 2013-16
	Gary Clark, Cincinnati, 2014-18
1,460	Quenton DeCosey, Temple, 2013-16
1,363	Jarron Cumberland, Cincinnati, 2016-present
1,360	Cameron Reynolds, Tulane, 2014-18
1,353	Quinton Rose, Temple, 2016-present
1,302	Troy Caupain, Cincinnati, 2013-17
1,301	Rodney Purvis, UConn 2013-17
1,296	Obi Enechionya, Temple, 2014-18
1,233	Jacob Evans III, Cincinnati, 2015-18
1,201	Ben Moore, SMU 2013-17
1,174	Shaq Goodwin, Memphis, 2013-16
1,166	Shake Milton, SMU, 2015-18
1,160	Tacko Fall, UCF, 2015-19
1,139	Caleb White, ECU, 2014-17
1,030	Sterling Taplin, Tulsa, 2015-19
1,123	Dedric Lawson, Memphis, 2015-17
1,094	Sterling Brown, SMU, 2013-17
1,086	Corey Davis, Jr., Houston, 2017-19
1,064	Ryan Boatright, UConn, 2013-16
1,024	Kentrell Barkley, ECU, 2015-2018
1,019	Will Cummings, Temple, 2013-16
1,003	Markus Kennedy, SMU, 2013-15
1,001	Damyean Dotson, Houston, 2015-17

### POINTS PER GAME, SEASON

20.67	Sean Kilpatrick, Cincinnati, 2013-14 (701 points, 34 games)
20.58	Rob Gray, Houston, 2016-17 (638 points, 21 games)
19.72	Shizz Alston, Temple, 2018-2019 (651 points, 33 games)
19.67	Jeremiah Martin, Memphis, 2018-2019 (708 points, 36 games)
19.3	Rob Gray, Houston, 2017-18 (655 points, 34 games)
19.2	Dedric Lawson, Memphis, 2016-17 (614 points, 32 games)
19.0	Semi Ojeleye, SMU, 2016-17 (665 points, 35 games)
18.9	Jeremiah Martin, Memphis, 2017-18 (510 points, 27 games)
18.8	Jarron Cumberland, Cincinnati, 2018-2019 (657 points, 35 games)
18.18	Russ Smith, Louisville, 2013-14 (673 points, 37 games)
18.16	Markis McDuffie, Wichita, 2018-2019 (672 points, 37 games)
18.12	Jahmal McMurray, SMU, 2018-2019 (580 points, 32 games)
18.06	Jalen Adams, UConn, 2017-18 (542 points, 30 games)
18.0	Shabazz Napier, UConn, 2013-14 (720 points, 40 games)
17.5	Dalton Pepper, Temple, 2013-14 (541 points, 31 games)

### POINTS PER GAME, CAREER (minimum 60 games)

18.8	Rob Gray, Houston, 2015-18 (1,710 points, 91 games)
17.5	Dedric Lawson, Memphis, 2015-17 (1,135 points, 65 games)
15.7	Will Cummings, Temple, 2013-15 (1,019 points, 65 games)
14.9	James Woodard, Tulsa, 2014-16 (970 points, 65 games)
14.6	Nic Moore, SMU, 2013-16 (1,462 points, 100 games)
14.6	Ryan Boatright, UConn, 2013-15 (1,064 points, 73 games)

### FRESHMAN POINTS PER GAME, SEASON

16.3	Jayden Gardner, ECU, 2018-19 (505, 31 games)
15.8	Dedric Lawson, Memphis, 2015-16 (521 points, 33 games)
15.2	Jahmal McMurray, USF, 2015-16 (500 points, 33 games)
12.8	B.J. Taylor, UCF, 2014-15 (334 points, 26 games)
12.5	B.J. Tyson, ECU, 2014-15 (413 points, 33 games)
12.4	Shawn Williams, ECU, 2017-18 (371 points, 30 games)
12.31	K.J. Lawson, Memphis, 2016-17 (394 points, 32 games)
12.30	Alexis Yetna, USF, 2018-19 (443, 36 games)

### 30-POINT GAMES, SEASON

6	Rob Gray, Houston, 2017-18
5	Jeremiah Martin, Memphis, 2018-19
3	Russ Smith, Louisville, 2013-14
	Damyean Dotson, Houston, 2016-17
	Jayden Gardner, ECU, 2018-19
	Shizz Alston, Jr., Temple, 2018-19

### 20-POINT GAMES, SEASON

19	Sean Kilpatrick, Cincinnati, 2013-14
	Jeremiah Martin, Memphis, 2018-19
18	Rob Gray, Houston, 2016-17
	Shizz Alston, Jr., 2018-19
17	Jarron Cumberland, Cincinnati, 2018-19
16	Rob Gray, Houston, 2017-18
14	Shabazz Napier, UConn, 2013-14
	Ryan Boatright, UConn, 2014-15
	Corey Davis, Jr., Houston, 2018-19
13	Dalton Pepper, Temple, 2013-14
	Dedric Lawson, Memphis, 2016-17
	Semi Ojeleye, SMU, 2016-17
	Markis McDuffie, Wichita State, 2018-19

## FIELD GOALS

### FIELD GOALS MADE, GAME

15	Shaq Goodwin, Memphis at UCF, 1/26/16
	Dedric Lawson, Memphis vs. Iowa, 11/26/16
	Jeremiah Martin, Memphis vs Tulane 02/20/19
14	Russ Smith, Louisville vs. Houston, 3/14/14
	Devonta Pollard, Houston vs. Memphis, 2/10/16
	Jahmal McMurray, SMU vs Western Carolina 11/14/18
13	Isaiah Sykes, UCF vs. Temple, 3/12/14
	Amida Brimah, UConn vs. Coppin State, 12/14/14
	Austin Nichols, Memphis vs. Tulane, 1/3/15
	Corey Allen Jr., USF at Tulsa, 1/31/15
	Tacko Fall, UCF vs. Mississippi State, 11/17/16
	Rob Gray, Houston vs. Drexel, 11/17/17
	Jalen Adams, UConn vs. Monmouth, 12/2/17

### FIELD GOALS MADE, SEASON

233	Rob Gray, Houston, 2016-17
225	Russ Smith, Louisville, 2013-14
223	Montrezl Harrell, Louisville, 2013-14
220	Jeremiah Martin, Memphis, 2018-19
218	Rob Gray, Houston, 2017-18
216	Dedric Lawson, Memphis, 2016-17
214	Sean Kilpatrick, Cincinnati, 2013-14
	Markis McDuffie, Wichita State, 2018-19

### FIELD GOALS MADE, CAREER

655	Jalen Adams, UConn, 2015-19
601	Rob Gray, Houston, 2015-18
542	Gary Clark, Cincinnati, 2014-18
499	Tacko Fall, USF, 2015-19
481	Quenton DeCosey, Temple, 2013-16
468	Nic Moore, SMU, 2013-16
459	Ben Moore, SMU, 2013-17
458	Rodney Purvis, UConn, 2013-17
457	Obi Enechionya, Temple, 2014-18
444	Jarron Cumberland, Cincinnati, 2016-present

# INDIVIDUAL RECORDS

## FIELD GOALS ATTEMPTED, GAME

30	Troy Caupain, Cincinnati vs. UConn, 3/11/16 (4ot)
26	Sean Kilpatrick, Cincinnati vs. Louisville, 2/22/14
	Ryan Boatright, UConn at Houston, 2/1/15
	Jalen Adams, UConn vs Tulane, 01/19/19
25	Will Cummings, Temple vs. UCF, 3/12/14
	Rob Gray, Houston at Tulsa, 2/11/17
	Jalen Adams, UConn at Tulsa, 1/3/18
	Jahmal McMurray, SMU vs. Memphis, 2/14/18
	Rob Gray, Houston vs. San Diego State, 3/15/18
	Jarron Cumberland, Cincinnati at Houston, 02/10/19

## FIELD GOALS ATTEMPTED, SEASON

506	Sean Kilpatrick, Cincinnati, 2013-14
496	Shabazz Napier, UConn, 2013-14
493	Rob Gray, Houston, 2016-17
488	Rob Gray, Houston, 2017-18
481	Russ Smith, Louisville, 2013-14
469	Dedric Lawson, Memphis, 2016-17

## FIELD GOALS ATTEMPTED, CAREER

1,479	Jalen Adams, UConn, 2015-2019
1,326	Rob Gray, Houston, 2015-18
1,260	Quenton DeCosey, Temple, 2013-16
1,118	Rodney Purvis, UConn, 2014-17
1,114	Obi Enechionya, Temple, 2014-18
1,092	Troy Caupain, Cincinnati, 2013-17
1,078	Nic Moore, SMU, 2013-15
1,050	Jarron Cumberland, Cincinnati, 2016-present
1,033	Gary Clark, Cincinnati, 2014-18
985	Jacob Evans III, Cincinnati, 2015-18

## FIELD GOAL PERCENTAGE, GAME (Minimum 8 made)

1.000	Amida Brimah, UConn vs. Coppin State, 12/14/14 (13-13)
	Markus Kennedy, SMU vs. Memphis, 2/1/14 (10-10)
	Tacko Fall, UCF vs. Villanova, 11/20/16 (10-10)
	Yanick Moreira, SMU vs. Lamar, 11/14/14 (9-9)
	Semi Ojeleye, SMU vs. Tulsa, 3/2/17 (9-9)
	Michel Nzege, ECU vs. Central Connecticut, 11/30/14 (9-9)
	Amida Brimah, UConn vs. Tulane, 2/22/15 (8-8)
	Devin Coleman, Temple vs. SMU, 1/24/16 (8-8)
	Justin McBride, UCF vs. Memphis, 1/26/16 (8-8)
	Tacko Fall, UCF vs. Tulane, 3/2/16 (8-8)
	Tacko Fall, UCF vs. Penn, 12/12/16 (8-8)

## FIELD GOAL PERCENTAGE, SEASON (Minimum 4 FG/Game)

.767	Tacko Fall, UCF, 2017-18 (79-103) - played 16 games
.748	Tacko Fall, UCF, 2018-19 (154-206)
.715	Tacko Fall, UCF, 2016-17 (168-235)
.616	IGBANU, Martins, Tulsa, 2018-19 (143-232)
.609	Montrezl Harrell, Louisville, 2013-14 (223-366)
.607	Josh Carlton, UConn, 2018-19 (111-183)
.591	TaShawn Thomas, Houston, 2013-14 (205-347)
.589	Austin Nichols, Memphis, 2013-14 (139-236)
.584	Shaq Goodwin, Memphis, 2013-14 (149-255)

## FIELD GOAL PERCENTAGE, CAREER (Minimum 120 FG)

.738	Tacko Fall, UCF, 2015-19 (499-676)
.648	Amida Brimah, UConn, 2013-17 (347-515)
.583	Staphon Blair, UCF, 2013-16 (215-369)
.572	Shonn Miller, UConn, 2015-16 (170-297)

## 3-POINT FIELD GOALS

### 3-POINT FIELD GOALS MADE, GAME

11	Matt Williams, UCF vs. USF, 1/17/17
10	James Woodard, Tulsa at SMU, 3/8/15
9	Jahmal McMurray, SMU vs. Memphis, 2/14/18
8	Dalton Pepper, Temple vs. Cincinnati, 1/26/14
	Jherrod Stiggers, Houston vs. Mississippi Valley State, 12/28/14
	Nic Moore, SMU vs. Houston, 1/24/15
	Corey Henderson Jr., Tulsa vs. UConn, 1/3/18
	Jeremiah Martin, Memphis vs. Cincinnati, 2/8/19
	Shawn Williams, ECU vs. Tulsa, 2/17/19
	Corey Davis, Jr., Houston at Tulane, 2/17/19
7	Shabazz Napier, UConn vs. Rutgers, 3/5/14
	Jherrod Stiggers, Houston vs. Texas Tech, 12/23/14
	Jay Hook, Tulane at UCF, 1/14/15
	Ryan Boatright, UConn vs. ECU, 2/4/15
	Shake Milton, SMU at Tulsa, 12/29/15
	Pat Birt, Tulsa at Tulane, 1/10/16
	Devin Coleman, Temple vs. SMU, 1/24/16
	Damyean Dotson, Houston vs. UCF, 2/1/17
	Caleb White, ECU vs. UConn, 3/1/17
	Cameron Reynolds, Tulane vs. Tulsa, 3/5/17

### 3-POINT FIELD GOALS MADE, SEASON

126	Matt Williams, UCF, 2016-17
108	Damyean Dotson, Houston, 2016-17
103	Corey Davis Jr., Houston, 2017-18
96	Jherrod Stiggers, Houston, 2014-15
93	Sean Kilpatrick, Cincinnati, 2013-14
88	James Woodard, Tulsa, 2014-15

### 3-POINT FIELD GOALS MADE, CAREER

239	Matt Williams, UCF, 2013-17
229	Armoni Brooks, Houston, 2016-present
225	Nic Moore, SMU, 2013-16
214	Corey Davis, Jr., Houston, 2017-present
207	Caleb White, ECU, 2014-17
201	Rodney Purvis, UConn, 2014-17
200	Obi Enechionya, Temple, 2014-18
190	Shake Milton, SMU, 2015-18
178	Jarron Cumberland, Cincinnati, 2016-19
176	Jherrod Stiggers, Houston, 2013-15

### 3-POINT FIELD GOALS ATTEMPTED, GAME

21	Matt Williams, UCF vs. USF, 1/17/17
19	Jahmal McMurray, SMU vs. Memphis, 2/4/18
17	Jahmal McMurray, SMU at Tulsa, 2/1/18
	Corey Davis Jr. (Houston) vs Georgia State (03/22/19)
16	Russ Smith, Louisville vs. North Carolina, 11/24/13
	James Woodard, Tulsa at SMU, 3/8/15
	Troy Holston, USF vs. Tulsa, 1/21/17
	Damyean Dotson, Houston at Memphis, 2/26/17
15	Jherrod Stiggers, Houston vs. SMU, 2/12/15
	Jahmal McMurray, USF vs. Troy, 11/13/15

### 3-POINT FIELD GOALS ATTEMPTED, SEASON

328	Matt Williams, UCF, 2016-17
267	Sean Kilpatrick, Cincinnati, 2013-14
244	Damyean Dotson, Houston, 2016-17
240	Corey Davis Jr., Houston, 2017-18
238	James Woodard, Tulsa, 2014-15
226	Rodney Purvis, UConn, 2016-17

### 3-POINT FIELD GOALS ATTEMPTED, CAREER

650	Matt Williams, UCF, 2013-17
577	Armoni Brooks, Houston, 2016-19
558	Rodney Purvis, UConn, 2014-17
551	Caleb White, ECU, 2014-17
549	Christian Vital, UConn, 2016-19
546	Obi Enechionya, Temple, 2014-18
534	Nic Moore, SMU, 2013-16
502	Jherrod Stiggers, Houston, 2013-15

### 3-POINT FIELD GOAL PERCENTAGE, GAME (Minimum 5 made)

1.000	Devin Coleman, Temple vs. SMU, 1/24/16 (7-7)
	Russ Smith, Louisville at SMU, 3/5/14 (6-6)
	Nic Moore, SMU vs. McNeese State, 12/2/13 (5-5)
	Shawn Williams, ECU at Tulane, 2/14/18 (6-6)
	Ben Emelogu II, SMU vs. Cal Poly, 12/19/17 (5-5)
	Isiaha Mike (SMU) vs Tulane (01/26/19)
	Justin Jenifer (Cincinnati) vs SMU (03/15/19)
.875	Shake Milton, SMU vs. Tulsa, 12/29/15 (7-8)
.857	Quenton DeCosey, Temple at Rutgers, 1/1/14 (6-7)
	Pat Birt, Tulsa vs. Stephen F. Austin, 12/22/16
	Daniel Dingle, Temple vs. USF, 2/5/17
	Damyean Dotson, Houston at Tulane, 2/8/17

### 3-POINT FIELD GOAL PERCENTAGE, SEASON

.536	Sterling Brown, SMU, 2015-16 (30-56)
.483	Niels Giffey, UConn, 2013-14 (120-483)
.470	Ben Emelogu II, SMU, 2017-18 (63-134)
.449	Sterling Brown, SMU, 2016-17 (61-136)
.443	Damyean Dotson, Houston, 2016-17 (108-244)
.442	Landry Shamet, Wichita State, 2017-18 (84-190)
.436	Nic Moore, SMU, 2013-14 (72-165)
.433	Brandon Morris, Houston, 2013-14 (42-97)

### 3-POINT FIELD GOAL PERCENTAGE, CAREER (Minimum 50 3FG)

.451	Sterling Brown, SMU, 2013-17 (128-284)
.442	Landry Shamet, Wichita State, 2017-18 (84-190)
.429	Corey Davis Jr., Houston, 2017-present (103-240)
.427	Shake Milton, SMU, 2015-18 (190-445)
.425	Austin Reaves, Wichita State, 2017-18 (54-127)
.421	Nic Moore, SMU, 2013-16 (225-534)
.412	Damyean Dotson, Houston, 2015-17 (170-413)
.405	Avery Woodson, Memphis, 2014-16 (138-341)
.404	Armoni Brooks, Houston, 2016-present (108-267)

# INDIVIDUAL RECORDS

## FREE THROWS

### FREE THROWS MADE, GAME

17	Sean Kilpatrick, Cincinnati vs. Nebraska, 12/28/13
16	Jayden Gardner, ECU vs. Appalachian State, 11/30/18
15	Will Cummings, Temple vs. Towson, 12/10/14
	Gary Clark, Cincinnati vs. UConn, 3/11/17
	Jeremiah Martin, Memphis vs. Tulane, 1/9/18
	David Collins, USF vs. Stony Brooks, 3/20/19
14	8 times

### FREE THROWS MADE, SEASON

207	Shabazz Napier, UConn, 2013-14
189	Will Cummings, Temple, 2014-15
180	Sean Kilpatrick, Cincinnati, 2013-14
172	Semi Ojeleye, SMU, 2016-17
158	Rob Gray, Houston, 2017-18
157	Shaq Goodwin, Memphis, 2015-16

### FREE THROWS MADE, CAREER

368	Jeremiah Martin, Memphis, 2015, 2017-19
340	Quenton DeCosey, Temple, 2013-16
336	Rob Gray, Houston, 2015-18
329	Will Cummings, Temple, 2013-15
324	Gary Clark, Cincinnati, 2014-18
319	Shaq Goodwin, Memphis, 2013-16
301	Nic Moore, SMU, 2013-16

### FREE THROWS ATTEMPTED, GAME

21	Tacko Fall, UCF vs USF, 02/13/19
20	David Collins, USF vs Stony Brook, 3/20/19
18	Sean Kilpatrick, Cincinnati vs. Nebraska, 12/28/13
	Will Cummings, Temple vs. Louisiana Tech, 11/17/14
	Ricky Tarrant, Memphis vs. UConn, 2/4/16
17	Isaiah Sykes, UCF at Rutgers, 1/15/14
	Will Cummings, Temple vs. Towson, 12/10/14
	Shaquille Harrison, Tulsa vs. Ohio, 11/20/15
	Quenton DeCosey, Temple at USF, 1/31/16

### FREE THROWS ATTEMPTED, SEASON

238	Shabazz Napier, UConn, 2013-14
219	Semi Ojeleye, SMU, 2016-17
217	Sean Kilpatrick, Cincinnati, 2013-14
216	Shaq Goodwin, Memphis, 2015-16
213	Russ Smith, Louisville, 2013-14

### FREE THROWS ATTEMPTED, CAREER

483	Jeremiah Martin, Memphis, 2015, 2017-19
481	Shaq Goodwin, Memphis, 2013-16
477	Quenton DeCosey, Temple, 2013-16
464	Gary Clark, Cincinnati, 2014-18
447	A.J. Davis, UCF, 2015-18
429	Rob Gray, Houston, 2015-18
414	B.J. Tyson, ECU, 2014-18
413	Jarron Cumberland, 2016-19
412	Will Cummings, Temple, 2013-15
406	David Collins, USF, 2017-19

### FREE THROW PERCENTAGE, GAME (Minimum 10 made)

1.000	Jeremiah Martin, Memphis vs. Tulane, 1/9/18 (15-15)
	Dedric Lawson, Memphis at UCF, 2/4/17 (14-14)
	Jeremiah Martin (Memphis) at Wichita State (02/23/19) (14-14)
	Kadeem Jack, Rutgers at USF, 2/8/14 (13-13)
	Rob Gray, Houston at Saint Louis, 12/9/17 (13-13)
	Ricky Tarrant, Memphis vs. UT Arlington, 11/23/15 (12-12)
	Ricky Tarrant, Memphis at South Carolina, 1/2/16 (12-12)
	Sean Kilpatrick, Cincinnati at Louisville, 1/30/14 (11-11)
	Shabazz Napier, UConn at Temple, 2/20/14 (11-11)
	B.J. Tyson, ECU vs. Fresno State, 11/25/14 (11-11)
	Devonta Pollard, Houston vs. Prairie View A&M, 11/18/15 (11-11)
	B.J. Taylor, UCF at Illinois State, 3/20/17 (11-11)
	Christian Vital, UConn at Wichita State, 2/10/18 (11-11)
	14 with 10 made - Last Sterling Taplin, Tulane vs. USF, 1/5/19 (10/10)

### FREE THROW PERCENTAGE, SEASON

.895	Myles Mack, Rutgers, 2013-14 (111-124)
.889	Nic Moore, SMU, 2014-15 (104-117)
.878	Shawn Williams, ECU, 2017-18 (65-74)
.870	Shabazz Napier, UConn, 2013-14 (207-238)
.868	Shizz Alston Jr., Temple, 2016-17 (66-76)
.850	Ryan Boatright, UConn, 2014-15 (142-167)
.846	Christian Vital, UConn, 2017-18 (132-156)

### FREE THROW PERCENTAGE, CAREER (min. 100 FT made)

.838	Nic Moore, SMU, 2013-15 (301-359)
.824	Ryan Boatright, UConn, 2013-15 (280-340)
.822	Jalen Adams, UConn, 2015-present (199-242)
.805	Christian Vital, UConn, 2016-present (178-221)
.799	Will Cummings, Temple, 2013-15 (329-412)
.791	Shake Milton, SMU, 2015-18 (200-253)
.783	Rob Gray, Houston, 2015-18 (336-429)

## REBOUNDS

### GAME

23	Shaq Goodwin, Memphis vs. Temple, 2/7/15
	Jordan Tolbert, SMU vs. Nicholls State, 12/16/15
20	Jayden Gardner, ECU at UCF, 1/13/19
	Tacko Fall, UCF vs. SMU, 2/24/19
19	Shaq Goodwin, Memphis vs. UT Arlington, 11/23/15
	Jordan Tolbert, SMU vs. Hampton, 12/17/15
	K.J. Lawson, Memphis vs. ECU, 1/28/17
	Ernest Aflakpui, Temple vs. Wichita State, 3/15/19
18	TaShawn Thomas, Houston vs. Howard, 11/21/13
	Jaylen Bond, Temple vs. Delaware State, 12/28/14
	Kentrell Barkley, ECU vs. Tulane, 1/31/18

### SEASON

343	Tacko Fall, UCF, 2016-17 (32 games)
321	Daniel Hamilton, UConn, 2015-16 (36 games)
317	Dedric Lawson, Memphis, 2-16-17 (32 games)
313	Gary Clark, Cincinnati, 2017-18 (36 games)
311	Montrezl Harrell, Louisville, 2013-14 (37 games)
307	Dedric Lawson, Memphis, 2015-16 (33 games)*

### CAREER

1,132	Gary Clark, Cincinnati, 2014-18
899	Tacko Fall, UCF, 2015-19
780	Ben Moore, SMU, 2013-17
692	Shaq Goodwin, Memphis, 2013-16
653	Sterling Brown, SMU, 2013-17
642	A.J. Davis, UCF, 2015-18
615	Dedric Lawson, Memphis, 2015-17
614	Obi Enechionya, Temple, 2014-18
613	Kentrell Barkley, ECU, 2015-18

### REBOUNDS PER GAME, SEASON

9.9	Dedric Lawson, Memphis, 2016-17 (317 rebounds, 32 games)
9.5	Tacko Fall, UCF, 2016-17 (343 rebounds, 36 games)
9.6	Alexis Yetna, USF, 2018-19 (327 rebounds, 34 games)
9.3	Dedric Lawson, Memphis, 2015-16 (307 rebounds, 33 games)*
8.9	Daniel Hamilton, UConn, 2015-16 (321 rebounds, 36 games)
8.8	Gary Clark, Cincinnati, 2015-16 (290 rebounds, 33 games)
8.7	Gary Clark, Cincinnati, 2017-18 (313 rebounds, 36 games)
8.6	Anthony Lee, Temple, 2013-14 (240 rebounds, 28 games)

### FRESHMAN REBOUNDS PER GAME, SEASON

9.6	Alexis Yetna, USF, 2018-19 (346 rebounds, 36 games)
9.3	Dedric Lawson, Memphis, 2015-16 (307 rebounds, 33 games)
8.5	Jayden Gardner, ECU, 2018-19 (262 rebounds, 31 games)
7.6	Daniel Hamilton, UConn, 2014-15 (267 rebounds, 35 games)
7.2	Gary Clark, Cincinnati, 2014-15 (246 rebounds, 34 games)

### 10-REBOUND GAMES, SEASON

20	Dedric Lawson, Memphis, 2016-17
19	Dedric Lawson, Memphis, 2015-16
18	Alexis Yetna, USF, 2018-19
17	Tacko Fall, UCF, 2016-17
16	Gary Clark, Cincinnati, 2017-18
14	Montrezl Harrell, Louisville, 2013-14
	Daniel Hamilton, UConn, 2015-16
12	Anthony Lee, Temple, 2013-14
	K.J. Lawson, Memphis, 2016-17
	A.J. Davis, UCF, 2017-18

## ASSISTS

### GAME

13	Russ Smith, Louisville vs. UConn, 3/8/14
	Brandon Goodwin, UCF at Tulane, 2/19/15
12	Anthony Collins, USF vs. Hofstra, 11/25/14
	Jonathan Stark, Tulane vs. Temple, 1/7/15
	Nic Moore, SMU vs. ECU, 1/13/16
	Jalen Adams, UConn vs. Temple, 1/11/17
	Jalen Adams, UConn at USF, 1/25/17
	Malik Morgan, Tulane at ECU, 2/4/17
	Jalen Adams, UConn at ECU, 03/10/19

# INDIVIDUAL RECORDS

## SEASON

195	Shabazz Napier, UConn, 2013-14 (40 games)
	Jalen Adams, UConn, 2016-17 (32 games)
183	Galen Robinson, Houston, 2018-19 (37 games)
181	Nic Moore, SMU, 2013-14 (37 games)
175	Nic Moore, SMU, 2014-15 (34 games)
176	RIDEAU, Laquincy, USF, 2018-19 (33 games)
172	Russ Smith, Louisville, 2013-14 (37 games)
170	Daniel Hamilton, UConn, 2015-16 (36 games)
166	Landry Shamet, Wichita State, 2017-18 (32 games)
	Shizz Alston, Temple, 2018-19 (33 games)

## CAREER

515	Troy Caupain, Cincinnati, 2013-17
511	Jalen Adams, UConn, 2015-19
508	Nic Moore, SMU, 2013-16
431	Jeremiah Martin, Memphis, 2015-19
395	Galen Robinson Jr., Houston, 2015-18
389	Josh Brown, Temple, 2013-18
385	Sterling Taplin, Tulsa, 2015-19
337	Shake Milton, SMU, 2015-18
298	Daniel Hamilton, UConn, 2014-16
294	Sterling Brown, SMU, 2013-17

## ASSISTS PER GAME, SEASON

6.10	Jalen Adams, UConn, 2016-17 (195 assists, 32 games)
5.5	L.J. Rose, Houston, 2013-14 (154 assists, 28 games)
5.3	RIDEAU, Laquincy, USF, 2018-19 (176 assists, 33 games)
5.24	Nic Moore, SMU, 2015-16 (152 assists, 29 games)
5.21	Anthony Collins, USF, 2014-15 (167 assists, 32 games)
5.2	Landry Shamet, Wichita State, 2017-18 (166 assists, 32 games)
5.1	Nic Moore, SMU, 2014-15 (175 assists, 34 games)
5.0	Shizz Alston, Temple, 2018-19 (166, 33 games)
4.9	Galen Robinson, Houston, 2018-19, (183, 37 games)
4.89	Nic Moore, SMU, 2013-14 (181 assists, 37 games)

## ASSISTS PER GAME, CAREER

5.43	L.J. Rose, Houston, 2013-15 (255 assists, 47 games)
5.35	Anthony Collins, USF, 2013-15 (214 assists, 40 games)
5.08	Nic Moore, SMU, 2013-16 (508 assists, 100 games)
4.35	Will Cummings, Temple, 2013-15 (283 assists, 65 games)
4.20	Daniel Hamilton, UConn, 2014-16 (298 assists, 71 games)

## FRESHMAN ASSISTS PER GAME, SEASON

3.7	Daniel Hamilton, UConn, 2014-15 (128 assists, 35 games)
3.5	Jeremy Sheppard, ECU, 2016-17 (104 assists, 30 games)
3.4	Galen Robinson, Jr., Houston, 2015-16 (110 assists, 34 games)
3.0	Kentrell Barkley, ECU, 2015-16 (93 assists, 31 games)
2.7	Shake Milton, SMU, 2015-16 (82 assists, 30 games)

## 10-ASSIST GAMES, SEASON

5	Jalen Adams, UConn, 2016-17
4	Isaac Fleming, ECU, 2017-18
3	Shabazz Napier, UConn, 2013-14
	L.J. Rose, Houston, 2013-14
	Russ Smith, Louisville, 2013-14
	Anthony Collins, USF, 2014-15
	Laquincy Rideau, USF, 2018-19

## BLOCKS

### GAME

9	Yanick Moreira, SMU vs. Midwestern State, 12/29/14
	Amida Brimah, UConn vs. Maine, 11/13/15
8	Austin Nichols, Memphis vs. Oral Roberts, 12/20/14
	Amida Brimah, UConn at Tulane, 2/7/15
	Dedric Lawson, Memphis vs. UAB, 12/10/16
	Amida Brimah, UConn vs. Northeastern, 11/14/16
	Blake Paul, Tulane vs. Southeastern Louisiana, 11/13/17
7	15 Times
	Most Recent: Andre Washington, ECU at Tulane, 2/21/17

### SEASON

121	Amida Brimah, UConn, 2014-15 (35 games)
99	Justin Jackson, Cincinnati, 2013-14 (34 games)
93	Austin Nichols, Memphis, 2014-15 (93 games)
95	Andre Washington, ECU, 2016-17 (33 games)
94	Tacko Fall, UCF, 2016-17 (36 games)

### CAREER

361	Amida Brimah, UConn, 2013-17
283	Tacko Fall, UCF, 2015-19
180	Gary Clark, Cincinnati, 2014-18
170	Obi Enechionya, Temple, 2014-18
157	Shaq Goodwin, Memphis, 2013-18

## BLOCKS PER GAME, SEASON

3.5	Amida Brimah, UConn, 2014-15 (121 blocks, 35 games)
3.4	Austin Nichols, Memphis, 2014-15 (93 blocks, 27 games)
2.91	Justin Jackson, Cincinnati, 2013-14 (99 blocks, 34 games)
2.88	Andre Washington, ECU, 2016-17 (95 blocks, 33 games)
2.8	TaShawn Thomas, Houston, 2013-14 (91 blocks, 33 games)

## BLOCKS PER GAME, CAREER

2.76	Amida Brimah, UConn, 2013-17 (367 blocks, 133 games)
2.48	Tacko Fall, UCF, 2015-pr. (164 blocks, 66 games)
2.21	Austin Nichols, Memphis, 2013-15 (135 blocks, 61 games)
1.75	Octavius Ellis, Cincinnati, 2014-16 (117 blocks, 67 games)
1.60	Shaq Goodwin, Memphis, 2013-16 (157 blocks, 65 games)

## STEALS

### GAME

10	Laquincy Rideau, USF at Temple, 1/12/19
7	Chris Crawford, Memphis vs. Jackson State, 12/28/13
	Nic Moore, SMU vs. Texas Southern, 11/26/14
	Will Cummings, Temple at SMU, 2/19/15
	Josh Brown, Temple vs. DePaul, 12/10/16
	Kentrell Barkley, ECU vs. USF, 1/17/18
	Christian Vital, UConn vs. Manhattan, 12/15/18

### SEASON

101	Laquincy Rideau, USF, 2018-19 (35 games)
74	Russ Smith, Louisville, 2013-14 (37 games)
73	Chris Jones, Louisville, 2013-14 (33 games)
	Shabazz Napier, UConn, 2013-14 (40 games)
67	Shaquille Harrison, Tulsa, 2014-15 (34 games)
	Will Cummings, Temple, 2014-15 (36 game)

### CAREER

219	Jeremiah Martin, Memphis, 2015-19
169	Quinton Rose, Temple, 2016-19
163	Gary Clark, Cincinnati, 2014-18
155	Melvin Frazier, Tulane, 2015-18
151	Troy Caupain, Cincinnati, 2013-17

## STEALS PER GAME, SEASON

2.9	Laquincy Rideau, USF, 2018-19 (101 steals, 35 games)
2.2	Chris Jones, Louisville, 2013-14 (73 steals, 33 games)
2.0	Russ Smith, Louisville, 2013-14 (74 steals, 37 games)
1.97	Shaquille Harrison, Tulsa, 2014-15 (67 steals, 34 games)
1.9	Melvin Frazier, Tulane, 2016-17 (56 steals, 30 games)

## STEALS PER GAME, CAREER

1.92	Shaquille Harrison, Tulsa, 2014-16 (127 steals, 67 games)
1.69	Will Cummings, Temple, 2013-15 (110 steals, 65 games)
1.53	Anthony Collins, USF, 2013-15 (61 steals, 40 games)
1.48	Markus Kennedy, SMU, 2013-15 (90 steals, 61 games)
1.47	Ryan Boatright, UConn, 2013-15 (107 steals, 73 games)

## DOUBLE-DOUBLES

### SEASON

19	Dedric Lawson, Memphis, 2016-17
17	Dedric Lawson, Memphis, 2015-16
14	Gary Clark, Cincinnati, 2017-18
	Alexis Yetna, USF, 2018-19
12	Montrezl Harrell, Louisville, 2013-14
	Daniel Hamilton, UConn, 2015-16
	Tacko Fall, UCF, 2016-17
11	Anthony Lee, Temple, 2013-14
	Dylan Ostekowski, Tulane, 2015-16
	Jaylen Bond, Temple, 2015-16

### CAREER

36	Dedric Lawson, Memphis, 2015-17
32	Gary Clark, Cincinnati, 2014-18
25	Tacko Fall, UCF, 2015-2019
18	Kentrell Barkley, ECU, 2015-18
	Kyvon Davenport, Memphis
17	Daniel Hamilton, UConn, 2014-16
16	Jaylen Bond, Temple, 2014-16
15	Ben Moore, SMU, 2013-17
14	Shaq Goodwin, Memphis, 2013-16
	Alexis Yetna, USF

## TRIPLE-DOUBLES

### SEASON

2	Isaac Fleming, ECU, 2017-18
---	-----------------------------

### CAREER

2	Isaac Fleming, ECU, 2017-present
1	Shabazz Napier, UConn, 2013-14
	Daniel Hamilton, UConn, 2015-16
	Jimmy Whitt, SMU, 2018-present
	Laquincy Rideau, USF, 2018-19

# TEAM RECORDS

## TEAM POINTS

### POINTS, GAME

119	Cincinnati vs. Fairleigh Dickinson, 12/17/16
116	Rutgers vs. Stillman, 11/25/13
113	Louisville vs. Louisiana, 12/7/13
112	Wichita State vs. Savannah State, 11/28/17
110	Houston vs. Prairie View A&M, 11/18/15
109	Wichita State vs. UMKC, 11/10/17
	Houston vs. ECU, 2/25/18
	Memphis vs. Yale, 11/17/18
107	Cincinnati vs. Savannah State, 11/10/17
106	UConn vs. Coppin State, 12/14/14
	Cincinnati vs. Robert Morris, 11/15/15

### COMBINED POINTS, GAME

211	Memphis (109) vs. Yale (102), 11/17/18 (2ot)
205	Rutgers (116) vs. Stillman (89), 11/25/13
201	UConn (104) vs. Cincinnati (97), 3/11/16 (4ot)
198	Tulane (102) vs. LIU Brooklyn (96), 11/10/17
193	Memphis (99) at Oklahoma (94), 12/17/16 (ot)

### FEWEST POINTS ALLOWED, GAME

31	Rutgers vs. Louisville, 3/13/14
35	ECU vs. Charleston, 12/15/16
37	Tulane at Temple, 1/31/15
	SMU at UCF, 2/17/18
38	UCF vs. Cincinnati, 1/16/18

### POINTS, HALF

65	Cincinnati vs. Fairleigh Dickinson, 12/17/16 (1st)
64	UConn vs. Oklahoma State, 11/21/16 (2nd)
63	Temple vs. Long Island, 12/21/13 (2nd)
62	Wichita State vs. UMKC, 11/10/17 (1st)
	Houston vs. ECU, 2/25/18 (1st)
61	Memphis vs. McNeese State, 11/22/16 (2nd)

### FEWEST POINTS ALLOWED, HALF

8	Northwestern State at SMU, 11/15/17 (1st)
11	Temple at UCF, 12/31/16 (1st)
	American at Temple, 11/14/14 (1st)
12	UConn vs. Houston, 12/28/16 (1st)
13	ECU vs. College of Charleston, 12/15/16 (1st)
	Southern Miss at Louisville, 11/29/13 (1st)
	UCF at Cincinnati, 2/6/18 (1st)
	ECU at Houston, 2/25/18 (1st)

### POINTS, SEASON

2,998	Louisville, 2013-14 (37 games)
2,882	Memphis, 2018-19 (36 games)
2,873	UConn, 2013-14 (40 games)
2,787	Houston, 2018-19 (37 games)
2,752	USF, 2018-19 (38 games)
2,731	Wichita State, 2017-18 (33 games)
2,685	Houston, 2017-18 (35 games)
2,674	Cincinnati, 2016-17 (36 games)
2,673	Cincinnati, 2017-18 (36 games)
2,627	SMU, 2013-14 (37 games)

### POINTS PER GAME

82.8	Wichita State, 2017-18 (33 games)
81.0	Louisville, 2013-14 (2,998 points, 37 games)
80.1	Memphis, 2018-19 (2,882 points, 36 games)
77.4	Houston, 2015-16 (2,476 points, 32 games)
77.3	SMU, 2015-16 (2,319 points, 30 games)
76.9	Memphis, 2013-14 (2,614 points, 34 games)
76.7	Houston, 2017-18 (2,685 points, 35 games)
76.6	Memphis, 2015-16 (2,603 points, 34 games)

### POINTS ALLOWED PER GAME

55.8	Cincinnati, 2014-15 (1,898 points, 34 games)
57.5	Cincinnati, 2017-18 (2,071 points, 36 games)
58.4	Cincinnati, 2013-14 (1,986 points, 34 games)
59.8	SMU, 2014-15 (2,032 points, 34 games)
60.0	SMU, 2016-17 (2,100 points, 35 games)
60.6	UConn, 2014-15 (2,059 points, 34 games)
61.0	Houston, 2018-19 (2,258 points, 37 games)

### SCORING MARGIN, GAME

62	Cincinnati (106) vs. Robert Morris (44), 11/15/15
61	Louisville (92) vs. Rutgers (31), 3/13/14
58	Memphis (99) vs. Tennessee State (41), 12/22/18
56	Cincinnati (105) vs. Arkansas-Pine Bluff (49), 11/27/18
54	SMU (98) vs. New Hampshire (44), 12/5/15
52	Wichita State (109) vs. UMKC (57), 11/10/17
51	Cincinnati (119) vs. Fairleigh Dickinson(68), 12/17/16
	Cincinnati (102) vs. Western Carolina (51), 11/13/17
	Houston (109) vs. ECU (58), 2/25/18
48	Louisville (102) vs. Rutgers (54), 2/16/14

### SCORING MARGIN, SEASON

19.9	Louisville, 2013-14
16.7	Cincinnati, 2017-18
13.9	SMU, 2015-16
14.3	SMU, 2016-17
	Houston, 2018-19
12.9	Cincinnati, 2016-17
11.8	Houston, 2017-18
11.1	Wichita State, 2017-18
10.0	Cincinnati, 2013-14

## FIELD GOALS

### FIELD GOALS MADE, GAME

44	Memphis vs. Fairleigh Dickinson, 12/17/16
43	Cincinnati vs. McNeese 11/22/16
42	Houston vs. ECU, 2/25/18
41	Rutgers vs. Stillman, 12/25/13
	Cincinnati vs. Savannah State, 11/10/17
	Wichita State vs. Savannah State, 11/28/17
	Cincinnati vs. Arkansas-Pine Bluff, 11/27/18
39	Houston vs. Florida A&M, 11/21/15
	SMU vs. New Hampshire, 11/21/15
38	7 times, most recently - Memphis vs. Tulane, 2/20/19

### FIELD GOALS MADE, SEASON

1,051	Louisville, 2013-14
1,013	Memphis, 2018-19
982	Houston, 2018-19
971	UConn, 2013-14
969	Cincinnati, 2016-17
958	Memphis, 2013-14
957	Wichita State, 2017-18
952	Houston, 2017-18
944	SMU, 2015-16
	Cincinnati, 2017-18

### FIELD GOALS ATTEMPTED, GAME

86	Cincinnati vs. Savannah State, 11/10/17
85	Cincinnati vs. Chicago State, 12/23/13
82	UConn vs. Cincinnati, 3/11/16 (4ot)
	Cincinnati vs. UConn, 3/11/16 (4ot)
80	Tulane at UCF, 1/14/15
79	UConn at Tulsa, 1/3/18 (2ot)
	Memphis vs. Tulane, 2/20/19

### FIELD GOALS ATTEMPTED, SEASON

2,277	Wichita State, 2018-19
2,238	Memphis, 2018-19
2,232	Louisville, 2013-14
2,203	Houston, 2018-19
2,175	UCF, 2016-17

### FIELD GOAL PERCENTAGE, GAME

.667	SMU vs. Arkansas-Pine Bluff, 11/24/13 (32-48)
.667	Houston vs. ECU, 2/25/18 (42-63)
.660	Tulane vs. USF, 2/18/17 (33-50)
.647	Cincinnati vs. UCF, 2/25/15 (33-51)
.641	Cincinnati vs. Arkansas-Pine Bluff (11/27/18) (41-64)
.640	Houston vs. Murray State, 12/2/15 (32-50)
	UConn vs. UMass-Lowell, 12/20/15 (32-50)
.638	SMU at Wichita State, 1/17/18 (30-47)

### FIELD GOAL PERCENTAGE, SEASON

.497	SMU, 2015-16 (858-1,727)
.483	SMU, 2013-14 (937-1,938)
.477	Memphis, 2013-14 (958-2,009)
.476	Wichita State, 2017-18 (957-2,009)
.475	SMU, 2014-15 (832-1,750)
.472	SMU, 2016-17 (914-1,936)

### FIELD GOAL PERCENTAGE DEFENSE, SEASON

.365	UCF, 2016-17 (793-2,175)
.374	Cincinnati, 2017-18 (739-1,974)
.381	SMU, 2014-15 (691-1,815)
.385	SMU, 2013-14 (762-1,977)
.386	UConn, 2015-16 (785-2,033)
.388	Cincinnati, 2014-15 (700-1,804)

## 3-POINT FIELD GOALS

### 3-POINT FIELD GOALS MADE, GAME

18	Houston vs. Tulsa, 1/11/18
	Houston vs. ECU, 2/25/18
17	Tulsa vs. UConn, 1/3/18 (2ot)
	Houston at Tulane, 2/17/19
16	Louisville vs. Rutgers, 2/16/14
	Temple at Delaware, 12/18/14
	Tulane at UCF, 1/14/15
	UConn vs. USF, 2/8/17
	ECU vs. South Carolina State, 12/22/15
	Houston vs. ECU, 1/23/19

### 3-POINT FIELD GOALS MADE, SEASON

333	Houston, 2018-19
300	Wichita State, 2017-18
297	Houston, 2017-18
288	Louisville, 2013-14
287	UConn, 2013-14
	Temple, 2016-17
286	SMU, 2016-17
281	SMU, 2017-18
276	Wichita State, 2018-19
272	USF, 2018-19

### 3-POINT FIELD GOALS ATTEMPTED, GAME

41	Tulsa vs. UConn, 1/3/18 (2ot)
39	Cincinnati vs. Savannah State, 11/10/17
38	Houston vs. Morgan State, 11/22/14
	ECU vs. Houston, 1/30/16
37	ECU at James Madison, 12/20/15
	UCF vs. USF, 1/17/17
	Memphis vs. Yale, 11/17/18
36	Temple vs. Tulane, 2/25/17

### 3-POINT FIELD GOALS ATTEMPTED, SEASON

939	Houston, 2018-19
890	Wichita State, 2018-19
819	USF, 2018-19
809	Houston, 2014-15
807	Temple, 2016-17
807	Memphis, 2018-19

### 3-POINT FIELD GOAL PERCENTAGE, GAME

.750	Cincinnati vs. UCF, 2/25/15 (6-8)
.714	SMU vs. McNeese State, 12/2/13 (10-14)
	USF at Florida International, 12/18/18 (10-14)
.692	UConn at UCF, 2/11/17 (9-13)
.667	Houston vs. Murray State, 12/2/15 (10-15)
	SMU at Tulsa, 12/29/15 (10-15)
	Memphis vs. Louisville, 3/1/14 (6-9)
	UConn vs. USF, 2/8/17 (16-24)
	Houston vs. ECU, 2/25/18 (18-27)
	Houston vs. ECU, 1/23/19 (16-24)

### 3-POINT FIELD GOAL PERCENTAGE, SEASON

.420	SMU, 2015-16 (194-462)
.406	SMU, 2016-17
.394	Houston, 2016-17
.387	UConn, 2013-14 (287-741)
.387	Houston, 2017-18 (297-768)
.381	Wichita State, 2017-18 (300-787)
.379	SMU, 2013-14 (174-459)
	SMU, 2017-18 (281-741)

### 3-POINT FIELD GOAL DEFENSE, SEASON

.279	Houston, 2018-19 (233-836)
.286	Louisville, 2013-14 (170-594)
.303	Houston, 2015-16 (195-643)
.304	Memphis, 2014-15 (164-540)
.305	Memphis, 2015-16 (203-666)
.308	Memphis, 2013-14 (180-585)
.309	Cincinnati, 2017-18 (231-747)

## FREE THROWS

### FREE THROWS MADE, GAME

41	Louisville at Rutgers, 1/4/14
	Cincinnati vs. Arkansas-Pine Bluff, 11/22/15
38	Cincinnati vs. UConn, 3/11/17
37	Memphis vs. Yale, 11/17/18
36	ECU vs. NC Wesleyan, 11/14/14
	UCF vs. Bethune-Cookman, 12/22/15
35	Memphis vs. Tulane, 1/9/18
34	Temple vs. Louisiana Tech, 11/17/14
	Memphis vs. Tennessee State, 12/22/18

### FREE THROWS MADE, SEASON

658	USF, 2018-19
644	UConn, 2013-14
643	Memphis, 2015-16
608	Louisville, 2013-14
596	Memphis, 2018-19
579	SMU, 2013-14
551	Memphis, 2017-18
541	SMU, 2014-15

### FREE THROWS ATTEMPTED, GAME

59	Cincinnati vs. Arkansas-Pine Bluff, 11/22/15
56	Memphis vs. Yale, 11/17/18
51	ECU vs. UNC Wilmington, 12/16/15
50	Memphis vs. Nicholls State, 11/23/13
49	Temple vs. Louisiana Tech, 11/17/14
48	USF vs. Stony Brook, 3/20/19

# TEAM RECORDS

## FREE THROWS ATTEMPTED, SEASON

1,018	USF, 2018-19
920	Louisville, 2013-14
890	Memphis, 2015-16
849	UConn, 2013-14
848	SMU, 2013-14

## FREE THROW PERCENTAGE, GAME (Min. 8 FTM)

1.000	UConn vs. Kentucky, 4/7/14 (10-10)
	Houston vs. Texas-Pan American, 12/4/14 (9-9)
	UConn vs. Furman, 11/21/15 (8-8)
	Houston vs. Liberty, 12/21/16 (8-8)
.955	UConn vs. Michigan State, 3/30/14 (21-22)
.944	Cincinnati at Louisville, 1/30/14 (17-18)

## FREE THROW PERCENTAGE, SEASON

.793	UConn, 2015-16 (488-615)
.777	UConn, 2013-14 (644-829)
.745	UConn, 2017-18 (442-593)
.739	Wichita State, 2017-18 (517-700)
.729	Tulsa, 2016-17 (522-716)
.727	Temple, 2018-19 (472-649)
.725	Tulsa, 2017-18 (522-720)
.725	Wichita State, 2018-19 (475-655)
.7233	Temple, 2016-17 (366-506)
.7232	USF, 2017-18 (405-560)

## REBOUNDS

### GAME

69	Cincinnati vs. Chicago State, 12/23/13
67	Wichita State vs. Savannah State, 11/28/17
65	Cincinnati vs. Savannah State, 11/10/17
63	ECU vs. Stetson, 11/20/16
62	Houston vs. Morgan State, 11/22/14
	SMU vs. Nicholls State, 12/16/15
59	ECU vs. Virginia-Lynchburg, 11/20/14
	UCF vs. Nicholls State, 11/14/16

### SEASON

1,502	Houston, 2018-19
1,483	USF, 2018-19
1,468	UCF, 2016-17
1,416	Wichita State, 2018-19
1,413	Cincinnati, 2017-18
1,410	Temple, 2014-15
1,396	UConn, 2013-14
	Louisville, 2013-14
1,375	Memphis, 2015-16
1,358	Memphis, 2018-19

### REBOUNDS PER GAME

40.6	Wichita State, 2017-18
	Houston, 2018-19
40.4	Memphis, 2015-16
39.4	SMU, 2015-16
39.2	Cincinnati, 2017-18
39.1	Cincinnati, 2015-16
39.0	USF, 2018-19
38.8	UCF, 2015-16
38.7	Houston, 2017-18
38.5	USF, 2015-16

### REBOUND MARGIN, SEASON

10.2	SMU, 2015-16
9.9	Wichita State, 2017-18
8.7	SMU, 2016-17
8.2	UCF, 2016-17
7.8	Cincinnati, 2017-18
7.2	Houston, 2018-19
6.7	SMU, 2014-15
	USF, 2018-19
6.5	Houston, 2017-18

## ASSISTS

### GAME

35	Memphis vs. McNeese State, 11/22/16
32	Cincinnati vs. Robert Morris, 11/15/15
	Wichita State at ECU, 1/11/18
31	Houston vs. ECU, 2/25/18
29	Memphis vs. LeMoyne-Owen, 1/18/14
	Cincinnati vs. Fairleigh Dickinson, 12/17/16

### SEASON

610	Wichita State, 2017-18
591	Memphis, 2013-14
570	Cincinnati, 2017-18
568	Louisville, 2013-14
567	SMU, 2016-17
561	SMU, 2013-14
559	Cincinnati, 2016-17

## ASSISTS PER GAME

18.5	Wichita State, 2017-18
17.6	SMU, 2015-16
17.4	Memphis, 2013-14
16.2	SMU, 2016-17
15.9	Memphis, 2016-17
15.8	Cincinnati, 2017-18
15.6	Tulane, 2017-18
15.5	Cincinnati, 2016-17

## BLOCKS

### GAME

15	Memphis vs. Oral Roberts, 12/20/14
	UConn vs. Maine, 11/13/15
14	Houston vs. Lehigh, 11/17/13
	UConn vs. UCF, 1/11/14
	UCF vs. Temple, 3/12/14

### SEASON

230	UConn, 2013-14
208	Memphis, 2014-15
194	Cincinnati, 2017-18
192	Cincinnati, 2015-16
188	Cincinnati, 2013-14
185	Cincinnati, 2014-15
	Memphis, 2015-16

### BLOCKS PER GAME

6.5	Memphis, 2014-15
5.8	UConn, 2013-14
5.8	Cincinnati, 2015-16
5.5	Cincinnati, 2013-14
5.5	Houston, 2013-14
5.4	Cincinnati, 2017-18

## STEALS

### GAME

19	Louisville vs. Rutgers, 3/13/14
17	Louisville at SMU, 3/5/14
	ECU vs. NC Wesleyan, 11/14/14
	USF at Temple, 1/12/19
16	Louisville vs. Hartford, 11/19/13
	Temple at USF, 3/5/17
15	7 tied, most recent - USF vs. Utah Valley, 3/25/19

### SEASON

370	Louisville, 2013-14
306	USF, 2018-19
294	Memphis, 2013-14
288	Memphis, 2018-19
284	Temple, 2018-19
282	SMU, 2013-14
281	UConn, 2013-14
268	Cincinnati, 2013-14

### STEALS PER GAME

10.0	Louisville, 2013-14
8.6	Memphis, 2013-14
8.6	Temple, 2018-19
8.1	USF, 2018-19
8.0	Memphis, 2018-19
7.9	Cincinnati, 2013-14
7.8	Cincinnati, 2015-16
7.6	SMU, 2013-14

## TURNOVERS

### GAME

33	USF at Florida International, 12/18/18
30	USF vs. Memphis, 2/2/19
27	UCF vs. West Virginia, 11/24/17
26	Rutgers vs. Louisville, 3/13/14
	Houston vs. Arkansas-Pine Bluff, 12/17/14
24	Memphis vs. Wichita State, 11/18/14
	USF at UAB, 11/20/14
	USF at Cincinnati, 1/29/17
23	USF vs. Louisville, 1/22/13
	SMU vs. Louisville, 3/5/14
	Tulsa vs. San Diego State, 12/23/16

### FEWEST, GAME

1	Houston vs. UConn, 2/1/15
3	Louisville vs. Charleston, 11/9/13
	Rutgers at Alabama-Birmingham, 11/11/13
	UConn vs. Boston College, 11/21/13
	Cincinnati vs. Memphis, 3/6/14
	Memphis vs. Jacksonville State, 2/4/15
	UConn vs. Cincinnati, 3/13/15
	Cincinnati vs. Texas Southern, 12/13/16
	Cincinnati vs. Memphis, 3/10/18

## MISCELLANEOUS RECORDS

### WINS, SEASON

33	Houston, 2018-19
32	UConn, 2013-14
31	Louisville, 2013-14
	Cincinnati, 2017-18
30	Cincinnati, 2016-17
	SMU, 2016-17
28	Cincinnati, 2018-19
27	4 teams

### CONSECUTIVE WINS

18	SMU, 11/14/15-1/19/16
16	Cincinnati, 12/12/17-2/15/18
	SMU, 1/15/17-3/17/17
15	Cincinnati, 12/17/13-2/6/14
	Cincinnati, 12/13/16-2/8/17
12	Tulsa, 12/17/14-2/5/15
10	SMU, 12/2/16-1/2/17

### CONFERENCE WINS, SEASON

17	SMU, 2016-17
16	Cincinnati, 2016-17
	Cincinnati, 2017-18
15	Cincinnati, 2013-14
	Louisville, 2013-14
	SMU, 2014-15

### CONSECUTIVE CONFERENCE WINS

15	SMU, 1/15/17-12/31/17
12	Cincinnati, 12/28/16-2/12/17
	Cincinnati, 12/31/17-2/11/18
11	Cincinnati, 1/1/14-2/6/14
10	Tulsa, 12/31/14-2/5/15
8	SMU, 1/8/15-1/31/15

### LOSSES, SEASON

25	USF, 2015-16
	Tulane, 2016-17
23	USF, 2014-15
	USF, 2016-17
22	Temple, 2013-14
	Tulane, 2015-16
	USF, 2017-18

### CONSECUTIVE LOSSES

21	Tulane, 12/21/18-3/14/19*
12	USF, 12/28/16-2/8/17
11	USF, 1/6/15-2/14/15
9	USF, 2/8/14-3/12/14
	USF, 12/19/15-1/20/16
	Tulane, 1/15/17-2/15/17

### CONFERENCE LOSSES, SEASON

18	Tulane, 2018-19
17	USF, 2016-17
15	5 teams

### CONSECUTIVE CONFERENCE LOSSES

20	Tulane, 3/1/18-3/9/19*
12	USF, 12/28/16-2/8/17
	USF, 2/15/17-1/20/18
11	USF, 1/6/15-2/14/15
9	USF, 2/8/14-12/31/14
	Tulane, 1/15/17-2/15/17

### GAMES PLAYED, SEASON

40	UConn, 2013-14
38	USF, 2018-19
37	Louisville, 2013-14
	SMU, 2013-14
	Temple, 2014-15
	Houston, 2018-19

### FOULS, GAME

41	Memphis at South Carolina, 1/2/16
35	Houston vs. Wyoming, 12/22/15
	Memphis vs. Tennessee, 12/15/18
33	Houston at USF, 1/19/19
32	3 teams

### ATTENDANCE, HOME GAME

22,782	Louisville vs. UConn, 3/8/14
--------	------------------------------

### ATTENDANCE, ALL GAMES

79,444	UConn vs. Florida, 4/5/14 (NCAA Final Four)
--------	---

### AVERAGE ATTENDANCE, HOME

21,282	Louisville, 2013-14
--------	---------------------

\* - current streak

# CHAMPIONSHIP RECORDS

## POINTS

### INDIVIDUAL

Half: 27 Russ Smith, UL vs. Houston, 3/14/14  
 Game: 42 Russ Smith, UL vs. Houston, 3/14/14  
 Freshman: 30 David Collins, USF vs. Memphis, 3/8/18  
 Tournament: 77 Russ Smith, Louisville, 2014 (16,42,19)

### TEAM

Half: 58 UL (1st Half) vs. Rutgers, 3/13/14  
 Game: 104 UConn vs. Cincinnati (4ot), 3/11/16  
 Half, Combined: 92 (43-49) Memphis vs. Temple (2H), 3/13/15  
 Game, Combined: 201 (104-97) UConn vs. UC (4ot), 3/11/16  
 Low, Half: 14 USF (1H) vs. UConn, 3/12/15  
 Low, Game: 31 Rutgers vs. Louisville, 3/13/14  
 Low Comb. Half: 42 (19-23) UConn vs. Tulsa, 3/14/15  
 Low Comb. Game: 89 (47-42) UConn vs. Tulsa, 3/14/15  
 Tournament: 257 Louisville, 2014 (92,94,71)

## FIELD GOALS

### MADE - INDIVIDUAL

Half: 8 Russ Smith, UL vs. Houston, 3/14/14  
 Game: 14 Russ Smith, UL vs. Houston, 3/14/14  
 Freshman: 8 Jalen Adams, UConn vs. Cincinnati, 3/11/16  
 8 Dedric Lawson, Memphis vs. Tulsa, 3/11/16  
 8 B.J. Taylor, UCF vs. ECU (ot), 3/12/15  
 Tournament: 25 Russ Smith, Louisville, 2014 (4,14,7)

### MADE - TEAM

Half: 19 UCF (2H) vs. ECU (ot), 3/12/15  
 19 Louisville (2H) vs. Houston, 3/14/14  
 Game: 36 UConn vs. Cincinnati (4ot), 3/11/16  
 Half, Combined: 33 (16-17) UCF vs. Temple (2ot), 3/12/14  
 Game, Combined: 67 (33-34) UCF vs. Temple (2ot), 3/12/14  
 67 (36-31) UConn vs. Cincinnati (4ot), 3/11/16  
 Low Half: 5 USF (1H) vs. UConn, 3/12/15  
 5 UConn (1H) vs. SMU, 3/15/15  
 5 SMU (2H) vs. Houston, 3/13/14  
 5 Rutgers (2H) vs. Louisville, 3/13/14  
 Low Game: 12 Rutgers vs. Louisville, 3/13/14  
 Low Comb. Half: 15 (10-5) USF vs. UConn (1H), 3/12/15  
 Low Comb. Game: 33 (17-16) UConn vs. Tulsa, 3/14/15  
 Tournament: 91 Louisville, 2014 (32,34,25)

### ATTEMPTS - INDIVIDUAL

Game: 30 Troy Capuain, Cincinnati vs. UConn (4ot), 3/11/16  
 Freshman: 17 B.J. Taylor, UCF vs. ECU (ot), 3/12/15  
 17 Dedric Lawson, Memphis vs. Tulsa, 3/11/16  
 Tournament: 49 Daniel Hamilton, UConn, 2016 (24,14,11)

### ATTEMPTS - TEAM

Half: 40 Louisville vs. Rutgers, 3/13/14  
 Game: 82 UConn vs. Cincinnati (4ot), 3/11/16  
 82 Cincinnati vs. UConn (4ot), 3/11/16  
 Tournament: 199 Louisville, 2014 (70,68,61)

### PERCENTAGE - INDIVIDUAL (Min. 7 Attempts)

Game: 81.8% (9-11) Niels Giffey, UConn vs. Mem, 3/13/14

### PERCENTAGE - TEAM

Half: 61.3% (19-31) UCF vs. ECU (ot), 3/12/15  
 Game: 54.5% (24-44) UConn vs. USF, 3/12/15  
 Low Game: 24% (12-50) Rutgers vs. Louisville, 3/13/14

## 3-POINT FIELD GOALS

### MADE - INDIVIDUAL

Half: 5 Landry Shamet, WS vs. Temple, 3/9/18  
 5 Corey Davis Jr., Houston vs. UC, 3/11/18  
 Game: 6 Quenton DeCosey, Temple vs. UCF (2ot), 3/12/14  
 6 Niels Giffey, UConn vs. Memphis, 3/13/14  
 6 Landry Shamet, WS vs. Temple, 3/9/18  
 Freshman: 4 Daniel Hamilton, UConn vs. USF, 3/12/15  
 4 Jahmal McMurray, USF vs. Temple, 3/11/16  
 Tournament: 13 Ryan Boatright, UConn, 2014 (3,4,5,1)

### MADE - TEAM

Half: 8 UConn (2H) vs. USF, 3/12/15  
 8 ECU (1H) vs. SMU, 3/13/15  
 8 UConn (2H) vs. Cincinnati, 3/13/15  
 Game: 15 ECU vs. SMU, 3/13/15  
 Game, Combined: 20 (10-10) UConn vs. Cincinnati (4ot), 3/11/16  
 20 (11-9) Temple vs. Wichita State, 3/9/18  
 Tournament: 29 UConn, 2015 (11,11,7)

## ATTEMPTS - INDIVIDUAL

Game: 13 Rodney Purvis, UConn vs. SMU, 3/15/15  
 Freshman Game: 8 Troy Holston Jr., USF vs. UConn, 3/12/15  
 8 Daniel Hamilton, UConn vs. UC, 3/13/15  
 Tournament: 37 Ryan Boatright, UConn, 2015 (7,12,9,9)

### ATTEMPTS - TEAM

Game: 35 ECU vs. SMU, 3/13/15  
 Game, Combined: 52 UConn vs. Cincinnati (4ot), 3/11/16  
 Tournament: 88 UConn, 2015 (17,30,16,25)

### PERCENTAGE - INDIVIDUAL

Game (min. 4 att.): 80% (4-5) Daniel Hamilton, UConn vs. USF, 3/12/15  
 Tourn. (min.10 att.): 69.2% (9-13) Niels Giffey, UConn, 2014

### PERCENTAGE - TEAM (Min. 10 Att.)

Half: 72.7% (8-11) UConn vs. USF, 3/12/15  
 Game: 64.7% (11-17) UConn vs. USF, 3/12/15  
 Low, Game: 0% (0-4) Rutgers vs. USF, 3/12/14

## FREE THROWS

### MADE - INDIVIDUAL

Game: 15 Gary Clark, UC at UConn, 3/11/17  
 Freshman: 7 Dedric Lawson, Memphis vs. UConn, 3/13/16  
 Tournament: 31 Markis McDuffie, WS, 2019 (11,12,8)

### MADE - TEAM

Half: 17 Louisville (1H) vs. Rutgers, 3/13/14  
 17 SMU (2H) vs. UConn, 3/15/15  
 17 Temple (2H) vs. Memphis, 3/13/15  
 Game: 38 Cincinnati at UConn, 3/11/17  
 Game, Combined: 58 (38-20) Cincinnati at UConn, 3/11/17  
 Tournament: 59 SMU, 2015 (19,15,25)  
 Wichita State, 2019 (20,22,17)  
 Memphis, 2019 (18,19,22)

### ATTEMPTS - INDIVIDUAL

Game: 16 Gary Clark, UC at UConn, 3/11/17  
 Freshman: 10 Dedric Lawson, Memphis vs. UConn, 3/13/16  
 Tournament: 33 Markis McDuffie, WS, 2019 (12,13,8)

### ATTEMPTS - TEAM

Half: 23 Louisville (1H) vs. Rutgers, 3/13/14  
 Game: 46 Cincinnati at UConn, 3/11/17  
 Game, Combined: 71 (46-25) Cincinnati at UConn, 3/11/17  
 Tournament: 84 SMU, 2015 (28,25,31)

### PERCENTAGE - INDIVIDUAL (Min. 10 Att.)

Game: 93.8% (15-16) Gary Clark, UC at UConn, 3/11/17  
 Tournament: 93.9% (31-33) Markis McDuffie, WS, 2019

### PERCENTAGE - TEAM (Min. 10 Att.)

Half: 93.3% (14-15) UCF (2H) vs. Tulane, 3/10/16  
 Game: 91.7% (22-24) UConn vs. UC (4ot), 3/11/16  
 Lowest/Game: 35.7% (5-14) Tulane vs. Houston, 3/12/15

## REBOUNDS

### INDIVIDUAL

Game: 16 Kentrell Barkley, ECU vs. Temple, 3/9/17  
 Freshman: 12 Daniel Hamilton, UConn vs. Tulsa, 3/14/15  
 12 Tacko Fall, UCF vs. Tulane, 3/10/16  
 12 Dedric Lawson, Memphis vs. Tulsa, 3/11/16  
 Tournament: 35 Gary Clark, Cincinnati (11-12-12), 2018

### TEAM

Game: 54 Cincinnati vs. UConn (4ot), 3/11/16  
 Tournament: 130 Memphis, 2019 (42,41,47)

### INDIVIDUAL - OFFENSIVE

Game: 6 Sterling Brown, SMU vs. UConn, 3/15/15  
 6 Jaylen Bond, Temple vs. USF, 3/11/16  
 Freshman: 5 Ruben Guerrero, USF vs. UConn, 3/12/15  
 Tournament: 12 Sterling Brown, SMU, 2015 (2,4,6)

### TEAM - OFFENSIVE

Game: 23 Cincinnati vs. UConn (4ot), 3/11/16  
 Tournament: 47 Louisville, 2014 (18,13,16)

### REBOUND MARGIN

Game: +17 (50-33) Louisville vs. Rutgers, 3/13/14  
 Tournament: +33 (122-89) SMU, 2014

## ASSISTS

### INDIVIDUAL

Game: 9 Will Cummings, Temple vs. UCF, 3/12/14  
 8 Jalen Adams, UConn vs. Temple, 3/12/16  
 8 Lance Tejada, ECU vs. UCF, 3/12/15  
 Tournament: 16 Daniel Hamilton, UConn, 2015  
 16 Daniel Hamilton, UConn, 2016

### TEAM

Game: 22 Temple vs. UCF (2ot), 3/12/14  
 22 Louisville vs. Houston, 3/14/14  
 Tournament: 49 Louisville, 2014 (16,22,11)

## BLOCKS

### INDIVIDUAL

Game: 7 Amida Brimah, UConn vs. SMU, 3/15/15  
 Freshman: 4 Amida Brimah, UConn vs. UC, 3/14/14  
 Tournament: 18 Amida Brimah, UConn, 2015 (5,1,5,7)

### TEAM

Game: 14 UCF vs. Temple (2ot), 3/12/14  
 Tournament: 21 UConn, 2014 (8,8,5)  
 21 UConn, 2015 (5,2,7,7)

## STEALS

### INDIVIDUAL

Game: 6 Chris Jones, UL vs. Rutgers, 3/13/14  
 6 Lance Tejada, ECU vs. UCF, 3/12/15  
 Freshman: 6 Lance Tejada, ECU vs. UCF, 3/12/15  
 Tournament: 9 Stephan Van Treese, UL, 2014 (4,3,2)  
 9 Chris Jones, Louisville, 2014 (6,2,1)

### TEAM

Game: 19 Louisville vs. Rutgers, 3/13/14  
 Tournament: 35 Louisville, 2014 (19,8,8)

## TURNOVERS

### INDIVIDUAL

Game: 7 Kadeem Jack, Rutgers vs. UL, 3/13/14  
 Freshman: 4 Dedric Lawson, Memphis vs. Tulane, 3/12/16  
 4 Austin Nichols, Memphis vs. UConn, 3/13/14  
 Tournament: 10 Dylan Osetkowski, Tulane, 2016 (2,3,5)

### TEAM

Game: 26 Rutgers vs. Louisville, 3/13/14  
 Low, Game: 3 UConn vs. Cincinnati, 3/13/15  
 Low Comb. Game: 13 UConn vs. SMU, 3/15/15  
 Tournament: 43 UConn, 2014 (15,15,13)

## MISCELLANEOUS

### PERSONAL FOULS

Game: 32 UConn vs. Cincinnati, 3/11/17  
 Combined Game: 56 UConn vs. Cincinnati, 3/11/17  
 Tournament: 61 UConn, 2016 (24,17,20)

### SCORING MARGIN

Game: +61 (92-31) Louisville vs. Rutgers, 3/13/14  
 Tournament: +100 (257-157) Louisville, 2014

### DOUBLE-DOUBLES

Tournament: 3 Gary Clark, Cincinnati, 2018

# YEAR-BY-YEAR STANDINGS

## 2018-19

SCHOOL	AMERICAN						OVERALL							
	W-L	PCT	PF	PA	H	A	W-L	PCT	PF	PA	H	A	N	STREAK
* Houston 11/9	16-2	.889	77.8	64.2	8-1	8-1	33-4	.892	75.3	61.0	20-1	10-1	7-3	Lost 1
* Cincinnati 22/24	14-4	.778	69.9	64.8	8-1	6-3	28-7	.800	71.7	62.7	16-2	7-4	7-3	Lost 1
* Temple	13-5	.722	75.8	72.7	8-1	5-4	23-10	.697	74.7	71.5	13-2	8-5	6-4	Lost 2
* UCF rv/rv	13-5	.722	70.3	64.3	8-1	5-4	24-9	.727	72.3	64.5	15-3	5-5	6-4	Lost 11
Memphis	11-7	.611	78.6	75.2	8-1	3-6	22-14	.611	80.1	74.4	18-3	4-9	7-3	Lost 1
Wichita State	10-8	.556	70.9	69.4	6-3	4-5	22-15	.595	70.5	68.7	11-4	7-7	8-2	Lost 1
Tulsa	8-10	.444	71.7	73.7	6-3	2-7	18-14	.563	71.8	71.0	14-3	3-8	5-5	Lost 2
USF	8-10	.444	69.2	68.8	5-4	3-6	23-13	.639	71.6	66.3	18-5	4-6	5-5	Win 4
UConn	6-12	.333	69.7	70.5	5-4	1-8	16-17	.485	73.8	71.3	13-5	1-8	3-7	Lost 1
SMU	6-12	.333	69.0	71.7	4-5	2-7	15-17	.469	72.0	70.3	10-8	3-7	3-7	Lost 1
ECU	3-15	.167	65.4	79.0	2-7	1-8	10-21	.323	67.4	74.2	9-9	1-11	1-9	Lost 5
Tulane	0-18	.000	66.1	80.1	0-9	0-9	4-27	.129	67.2	77.5	3-12	0-10	0-10	Lost 21

**Final Associated Press Top 25:** 11 - Houston; 22 - Cincinnati **Final USA Today Top 25:** 12 - Houston **NCAA (4):** Houston (Sweet Sixteen), UCF (Second Round), Cincinnati (First Round), Temple (First Four) **NIT (1):** Wichita State (Semifinalist), Memphis (Second Round)

## TOURNAMENT RESULTS:

First Round: Thursday, March 14  
(9) UConn 80, (8) USF 73  
(5) Memphis 65, (12) Tulane 68  
(10) SMU 74, (7) Tulsa 74  
(6) Wichita State 73, (11) ECU 57

Quarterfinals: Thursday, March 15  
(1) Houston 84, (9) UConn 45  
(5) Memphis 79, (4) UCF 55  
(2) Cincinnati 82, (10) SMU 74  
(6) Wichita State 80, (3) Temple 74

Semifinals: Friday, March 16  
Houston 61, Memphis 58  
Cincinnati 66, Wichita State 63

Championship: Saturday, March 17  
Cincinnati 69, Houston 57

## 2017-18

SCHOOL	AMERICAN						OVERALL							
	W-L	PCT	PF	PA	H	A	W-L	PCT	PF	PA	H	A	N	STREAK
Cincinnati <sup>19/22</sup>	16-2	.889	71.9	55.4	8-1	8-1	31-5	.861	74.2	57.5	15-1	9-2	7-2	Lost 1
Wichita State <sup>16/25</sup>	14-4	.778	81.3	70.8	7-2	7-2	25-8	.758	82.8	71.6	13-3	9-2	3-3	Lost 2
Houston <sup>21/22</sup>	14-4	.778	75.8	64.2	9-0	5-4	27-8	.771	76.7	64.9	16-0	7-5	4-3	Lost 1
Tulsa	12-6	.667	72.3	69.4	8-1	4-5	19-12	.613	73.5	70.9	13-2	5-7	1-2	Lost 1
Memphis	10-8	.556	70.9	72.4	5-4	5-4	21-13	.618	70.8	71.2	14-5	5-5	2-3	Lost 1
UCF	9-9	.500	59.7	60.4	6-3	3-6	19-13	.594	62.7	61.7	12-4	5-6	2-3	Lost 1
Temple	8-10	.444	68.6	70.3	5-4	3-6	17-16	.515	69.9	70.5	8-5	4-9	4-6	Lost 2
UConn	7-11	.389	67.1	72.3	5-4	2-7	14-18	.438	68.2	73.1	11-5	2-9	1-4	Lost 2
SMU	6-12	.333	64.7	65.9	4-5	1-8	17-16	.515	69.5	64.1	13-5	2-8	2-3	Lost 1
Tulane	5-13	.278	70.2	75.7	2-7	3-6	14-17	.452	73.2	74.1	9-7	3-8	2-2	Lost 3
ECU	4-14	.222	65.6	78.6	2-7	2-7	10-20	.333	66.4	74.9	8-1	2-8	0-1	Lost 6
USF	3-15	.167	60.6	73.1	1-8	2-7	10-22	.312	63.3	70.6	7-11	3-10	0-1	Lost 1

**Final Associated Press Top 25:** 6 - Cincinnati; 16 - Wichita State; 21 - Houston **Final USA Today Top 25:** 12 - Cincinnati; Houston - 22; Wichita State - 25 **NCAA (3):** Cincinnati (Second Round), Houston (Second Round), Wichita State (First Round) **NIT (1):** Temple (First Round)

## TOURNAMENT RESULTS:

First Round: Thursday, March 8  
Game 1: (9) SMU 80, (8) UConn 73  
Game 2: (5) Memphis 79, (12) USF 77  
Game 3: (7) Temple 82, (10) Tulane 77  
Game 4: (6) UCF 66, (11) ECU 52

Quarterfinals: Friday, March 9  
Game 5: (1) Cincinnati 61, (9) SMU 51  
Game 6: (5) Memphis 67, (4) Tulsa 64  
Game 7: (2) Wichita State 89, (7) Temple 81  
Game 8: (3) Houston 84, (6) UCF 56

Semifinals: Saturday, March 10  
Cincinnati 70, Memphis 60  
Wichita State 74, Houston 77

Championship: Sunday, March 11  
Cincinnati 56, Houston 55

## 2016-17

SCHOOL	AMERICAN						OVERALL							
	W-L	PCT	PF	PA	H	A	W-L	PCT	PF	PA	H	A	N	STREAK
SMU <sup>11/23</sup>	17-1	.944	76.0	59.2	9-0	8-1	30-5	.857	74.3	60.0	18-0	8-3	4-2	Lost 1
Cincinnati <sup>19/22</sup>	16-2	.889	69.7	57.2	9-0	7-2	30-6	.833	74.3	61.3	18-0	9-3	3-3	Lost 1
Houston	12-6	.667	69.6	64.4	6-3	6-3	21-11	.656	73.7	64.9	12-5	6-6	3-0	Lost 2
UCF	11-7	.611	65.4	62.8	7-2	4-5	24-11	.686	67.5	61.0	15-3	7-6	2-2	Won 3
Memphis	9-9	.500	68.4	68.7	6-3	3-6	19-13	.594	74.0	70.7	14-4	4-7	1-2	Lost 2
UConn	9-9	.500	65.7	64.5	6-3	3-6	16-17	.485	67.3	66.3	10-7	4-8	2-2	Lost 1
Tulsa	8-10	.444	67.1	70.9	6-3	2-7	15-17	.469	67.4	70.3	10-5	3-9	2-3	Lost 1
Temple	7-11	.389	68.5	70.3	4-5	3-6	16-16	.500	70.9	71.2	9-7	4-8	3-1	Lost 1
ECU	6-12	.333	59.5	66.6	5-4	1-8	15-18	.455	63.3	65.1	12-5	1-11	2-2	Lost 1
Tulane	3-15	.167	70.1	79.6	2-7	1-8	6-25	.194	70.3	78.5	4-11	2-10	0-4	Lost 1
USF	1-17	.056	61.7	77.5	1-8	0-9	7-23	.233	64.8	74.5	6-11	1-12	0-0	Lost 6

**Final Associated Press Top 25:** 21 - SMU; 18 - Cincinnati **Final USA Today Top 25:** 22 - Cincinnati; 23 - SMU **NCAA (4):** Cincinnati (Second Round), SMU (First Round) **NIT (2):** UCF (Semifinalist), Houston (First Round)

## TOURNAMENT RESULTS:

First Round: Thursday, March 9  
(9) ECU 80, (8) Temple 69  
(7) Tulsa 66, (10) Tulane 60  
(6) UConn 77, (11) USF 66

Quarterfinals: Friday, March 10  
(1) SMU 81, (9) ECU 77  
(4) UCF 84, (5) Memphis 54  
(2) Cincinnati 80, (7) Tulsa 61  
(6) UConn 74, (3) Houston 65

Semifinals: Saturday, March 11  
SMU 70, UCF 59  
Cincinnati 81, UConn 71

Championship: Sunday, March 12  
SMU 71, Cincinnati 56

## 2015-16

SCHOOL	AMERICAN						OVERALL							
	W-L	PCT	PF	PA	H	A	W-L	PCT	PF	PA	H	A	N	STREAK
Temple	14-4	.778	67.8	65.6	8-1	6-3	21-12	.636	68.7	67.6	11-3	8-4	2-5	Lost 2
SMU <sup>20/NR</sup>	13-5	.722	73.7	64.4	8-1	5-4	25-5	.833	77.3	63.4	16-1	7-4	2-0	Lost 1
Houston	12-6	.667	74.2	68.0	6-3	6-3	22-10	.688	77.4	69.2	15-4	6-5	1-1	Lost 2
Tulsa	12-6	.667	72.5	68.3	8-1	4-5	20-12	.625	73.6	69.6	12-4	6-6	2-2	Lost 2
Cincinnati <sup>19/22</sup>	12-6	.667	68.3	61.9	8-1	4-5	22-11	.667	73.3	63.3	14-3	6-6	2-2	Lost 2
UConn <sup>19/22</sup>	11-7	.611	67.0	60.9	6-3	5-4	25-11	.694	73.1	63.5	14-3	6-4	5-4	Lost 1
Memphis	8-10	.444	75.2	74.1	6-3	2-7	19-15	.559	76.6	70.3	15-6	3-8	1-1	Lost 1
UCF	6-12	.333	64.6	71.6	3-6	3-6	12-18	.400	68.7	71.6	8-8	4-9	0-1	Lost 2
ECU	4-14	.222	65.5	75.6	1-8	3-6	12-19	.387	68.4	71.9	8-8	3-10	1-1	Lost 1
USF	4-14	.222	62.2	71.1	1-8	3-6	8-25	.242	63.2	71.3	4-14	3-9	1-2	Lost 1
Tulane	3-15	.167	64.8	74.4	1-8	2-7	12-22	.353	65.9	70.5	6-10	3-11	3-1	Lost 1

**Final Associated Press Top 25:** 24 - SMU; rv - Cincinnati, UConn **Final USA Today Top 25:** rv - Cincinnati, UConn **NCAA (4):** UConn (Second Round), Cincinnati (First Round), Temple (First Round), Tulsa (First Four) **NIT (1):** Houston (First Round)

## TOURNAMENT RESULTS:

First Round: Thursday, March 10  
(9) USF 71, (8) ECU 66  
(10) Tulane 65, (7) UCF 63

Quarterfinals: Friday, March 11  
(1) Temple 79, (9) USF 62  
(5) UConn 104, (4) Cincinnati 97 (4ot)  
(10) Tulane 72, (2) Houston 69  
(6) Memphis 89, (3) Tulsa 67

Semifinals: Saturday, March 12  
UConn 77, Temple 62  
Memphis 74, Tulane 54

Championship: Sunday, March 13  
UConn 72, Memphis 58

## 2014-15

SCHOOL	AMERICAN						OVERALL							
	W-L	PCT	PF	PA	H	A	W-L	PCT	PF	PA	H	A	N	STREAK
SMU <sup>18/19</sup>	15-3	.833	68.9	58.6	8-1	7-2	27-7	.794	69.1	59.8	16-2	9-4	2-1	Lost 1
Tulsa	14-4	.778	64.1	58.6	7-2	7-2	23-11	.676	64.4	60.7	13-5	8-5	2-1	Lost 1
Cincinnati	13-5	.722	62.7	55.2	8-1	5-4	23-11	.676	62.1	55.8	15-3	6-5	2-3	Lost 1
Temple	13-5	.722	64.1	58.7	7-2	6-3	26-11	.703	65.8	61.2	17-2	7-5	2-4	Lost 1
Memphis	10-8	.556	66.1	63.3	5-4	5-4	18-14	.563	67.3	63.1	12-6	5-5	1-3	Lost 2
UConn	10-8	.556	63.2	60.3	7-2	3-6	20-15	.571	64.1	60.0	14-6	4-7	2-2	Lost 2
Tulane	6-12	.333	59.4	64.7	1-8	5-4	15-16	.484	63.6	64.0	9-9	6-5	0-2	Lost 1
ECU	6-12	.333	58.1	63.6	5-4	1-8	14-19	.424	64.1	65.9	11-5	1-11	2-3	Lost 1
UCF	5-13	.278	64.5	72.9	3-6	2-7	12-18	.400	66.0	71.8	10-8	2-9	0-1	Lost 5
Houston	4-14	.222	60.7	66.3	3-6	1-8	13-19	.406	64.4	65.5	9-8	2-9	2-2	Lost 1
USF	3-15	.167	56.7	66.6	3-6	0-9	9-23	.281	61.6	68.4	8-9	1-13	0-1	Lost 2

**Final Associated Press Top 25:** 18 - SMU **Final USA Today Top 25:** 19, SMU **NCAA (2):** Cincinnati (Second Round), SMU (Second Round) **NIT (1):** Temple (Semifinalist)

## TOURNAMENT RESULTS:

First Round: Thursday, March 12  
(8) ECU 81, (9) UCF 80 (ot)  
(10) Houston 66, (7) Tulane 60  
(6) UConn 69, (11) USF 43

Quarterfinals: Friday, March 13  
(1) SMU 74, (8) ECU 68  
(4) Temple 80, (5) Memphis 75  
(2) Tulsa 59, (10) Houston 51  
(6) UConn 57, (3) Cincinnati 54

# YEAR-BY-YEAR/MISCELLANEOUS RECORDS

## 2013-14

SCHOOL	AMERICAN						OVERALL						STREAK	
	W-L	PCT	PF	PA	H	A	W-L	PCT	PF	PA	H	A		N
Cincinnati <sup>15/22</sup>	15-3	.833	66.7	59.7	8-1	7-2	27-7	.794	68.4	58.4	18-1	7-3	2-3	Lost 2
Louisville <sup>5/9</sup>	15-3	.833	79.6	62.3	6-2	8-1	31-6	.838	81.0	61.1	16-2	9-2	6-2	Lost 1
SMU <sup>rv</sup>	12-6	.667	69.4	63.5	8-1	4-5	27-10	.730	71.0	62.2	18-1	6-6	3-3	Lost 1
UConn <sup>18/1</sup>	12-6	.667	70.7	63.4	7-2	5-4	32-8	.800	71.8	63.2	15-3	7-4	10-1	Won 6
Memphis <sup>rv/rv</sup>	12-6	.667	75.8	71.4	7-2	5-4	24-10	.706	76.9	70.5	15-3	5-5	4-2	Lost 1
Houston	8-10	.444	70.1	75.7	6-3	2-7	17-16	.515	71.1	73.0	12-4	3-9	2-3	Lost 1
Rutgers	5-13	.278	68.6	76.3	4-5	1-8	12-21	.364	71.1	76.2	10-10	1-10	1-1	Lost 1
Temple	4-14	.222	70.0	78.3	3-6	1-8	9-22	.290	73.9	78.1	4-10	3-9	2-3	Lost 1
UCF	4-14	.222	67.8	77.3	3-6	1-8	13-18	.419	72.7	73.6	10-7	2-10	1-1	Lost 1
USF	3-15	.167	62.7	73.5	1-8	2-7	12-20	.375	65.6	70.8	7-10	5-7	0-3	Lost 9

**Final Associated Press Top 25:** 5 - Louisville; 15 - Cincinnati; 18 - UConn; rv - Memphis **Final USA Today Top 25:** 1 - UConn; 9 - Louisville; 22 - Cincinnati; rv - Memphis, SMU

**NCAA (4):** UConn (Champion), Cincinnati (Second Round), Louisville (Regional Semifinal), Memphis (Third Round) **NIT (1):** SMU (Finalist)

## TOURNAMENT RESULTS:

First Round: Wednesday, March 12  
(7) Rutgers 72, (10) USF 68  
(9) UCF 94, (8) Temple 90 (2ot)

Quarterfinals: Thursday, March 13

(6) Houston 68, (3) SMU 64  
(2) Louisville 92, (7) Rutgers 31  
(1) Cincinnati 61, (10) UCF 58  
(4) UConn 72, (5) Memphis 53

Semifinals: Friday, March 14

Louisville 94, Houston 65  
UConn 58, Cincinnati 56

Championship: Saturday, March 15  
Louisville 71, UConn 61

## ANNUAL MEN'S BASKETBALL CHAMPIONS

Year	Regular Season	Tournament
2013-14	Cincinnati, Louisville	Louisville
2014-15	SMU	SMU
2015-16	Temple	UConn
2016-17	SMU	SMU
2017-18	Cincinnati	Cincinnati
2018-19	Houston	Cincinnati

## CHAMPIONSHIPS BY SCHOOL

School	Reg. Season	Tournament	Total
SMU	2	2	4
Cincinnati	2	2	4
Louisville	1	1	2
UConn	0	1	1
Temple	1	0	1
Houston	1	0	1

## CHAMPIONSHIP COACHES

Coach	School (Years Won)
Mick Cronin	Cincinnati (2013-14rs, 2017-18rs, 2018t, 2019t)
Rick Pitino	Louisville (2013-14rs, 2014t)
Larry Brown	SMU (2014-15rs, 2015t)
Fran Dunphy	Temple (2015-16rs)
Kevin Ollie	UConn (2016t)
Tim Jankovich	SMU (2016-17rs, 2017t)
Kelvin Sampson	Houston (2018-19rs)

## ALL-TIME CONFERENCE STANDINGS

(Regular season conference games against each other)

Team	GP	W-L	PCT.
Louisville	18	15-3	.833
Cincinnati	108	86-22	.796
Wichita State	36	24-12	.667
SMU	108	69-39	.639
Houston	108	66-42	.611
Tulsa	90	54-36	.600
Temple	108	61-49	.565
Memphis	108	60-48	.556
UConn	108	55-53	.509
UCF	108	48-60	.444
Rutgers	18	5-13	.278
ECU	90	23-67	.256
USF	108	22-86	.204
Tulane	90	17-73	.189

## COACHING RECORDS • ALL GAMES

Team	W-L	PCT.	YEARS
Rick Pitino, Louisville	31-6	.838	2013-14
Larry Brown, SMU	70-22	.761	2013-16**
Gregg Marshall, Wichita State	308-113	.732	2007-present
Kelvin Sampson, Houston	116-52	.690	2014-present
Mick Cronin, Cincinnati	296-147	.668	2013-2019
Johnny Dawkins, UCF	67-34	.663	2016-present
Tim Jankovich, SMU	71-38	.651	2015-present**
Fran Dunphy, Temple	270-162	.625	2013-2019
Penny Hardaway, Memphis	22-14	.611	2018-present
Josh Pastner, Memphis	61-39	.610	2013-16
Kevin Ollie, UConn	107-69	.608	2013-18
Tubby Smith, Memphis	40-26	.606	2016-18
Frank Haith, Tulsa	95-66	.590	2014-present
James Dickey, Houston	17-16	.515	2013-14
Brian Gregory, USF	34-36	.486	2017-present
Dan Hurley, UConn	16-17	.485	2018-present
Ed Conroy, Tulane	27-38	.415	2014-16
Jeff Lebo, ECU	43-60	.417	2014-18
Donnie Jones, UCF	37-54	.407	2013-16
Stan Heath, USF	12-20	.375	2013-14
Eddie Jordan, Rutgers	12-21	.364	2013-14
Michael Perry, ECU	8-16	.333	2017-18
Joe Dooley, ECU	10-21	.323	2018-present
Orlando Antigua, USF	23-55	.295	2014-17
Mike Dunleavy, Sr., Tulane	24-69	.258	2016-2019
Murry Bartow, USF	1-16	.059	2017

## COACHING RECORDS • CONFERENCE GAMES

Team	GP	W-L	PCT.	YEARS
Rick Pitino, Louisville	18	15-3	.833	2013-14
Mick Cronin, Cincinnati	90	73-17	.811	2013-19
Larry Brown, SMU	54	40-14	.741	2013-16
Gregg Marshall, Wichita State	36	24-12	.667	2017-present
Kelvin Sampson, Houston	90	58-32	.644	2014-present
Johnny Dawkins, UCF	54	33-21	.611	2016-present
Penny Hardaway, Memphis	18	11-7	.611	2018-present
Frank Haith, Tulsa	90	54-36	.600	2014-present
Josh Pastner, Memphis	54	30-24	.556	2013-16
Fran Dunphy, Temple	108	59-49	.546	2013-19
Kevin Ollie, UConn	90	49-41	.544	2013-18
Tim Jankovich, SMU	54	29-25	.537	2016-present
Tubby Smith, Memphis	36	19-17	.528	2016-18
James Dickey, Houston	18	8-10	.444	2013-14
Dan Hurley, UConn	18	6-12	.333	2018-present
Brian Gregory, USF	36	11-25	.306	2017-present
Jeff Lebo, ECU	54	16-38	.296	2014-17
Donnie Jones, UCF	54	15-39	.278	2013-16
Eddie Jordan, Rutgers	18	5-13	.278	2013-14
Ed Conroy, Tulane	36	9-25	.250	2014-16
Orlando Antigua, USF	38	7-31	.184	2014-17
Stan Heath, USF	18	3-15	.167	2013-14
Joe Dooley, ECU	18	3-15	.167	2018-present
Mike Dunleavy, Sr., Tulane	54	8-46	.148	2016-19
Murry Bartow, USF	16	1-15	.063	2017

(\*\*) Jankovich coached 9 games for SMU in 2015-16

## INDIVIDUAL HONORS

### Player of the Year

**2013-14** Shabazz Napier, G, UConn  
**2014-15** Nic Moore, G, SMU  
**2015-16** Nic Moore, G, SMU  
**2016-17** Semi Ojeleye, F, SMU  
**2017-18** Gary Clark, F, Cincinnati  
**2018-19** Jarron Cumberland, G, Cincinnati

### Defensive Player of the Year

Justin Jackson, F, Cincinnati  
 Amida Brimah, C, UConn  
 Gary Clark, F, Cincinnati  
 Tacko Fall, C, UCF  
 Gary Clark, F, Cincinnati  
 Laquincy Rideau, G, USF

### Coach of the Year

Mick Cronin, Cincinnati  
 Fran Dunphy, Temple  
 Fran Dunphy, Temple  
 Tim Jankovich, SMU  
 Kelvin Sampson, Houston  
 Kelvin Sampson, Houston

### Rookie of the Year

Austin Nichols, F, Memphis  
 Daniel Hamilton, G/F, UConn  
 Dedric Lawson, F, Memphis\*  
 K.J. Lawson, F, Memphis  
 Shawn Williams, ECU  
 Alexis Yetna, F, USF

### Scholar-Athlete of the Year

**2013-14** Jimmy McDonnell, F, Temple  
**2014-15** Pat Lenehan, G, UConn  
**2015-16** Shaquille Harrison, G, Tulsa  
**2016-17** Semi Ojeleye, F, SMU  
**2017-18** Obi Enechionya, F, Temple  
**2018-19** Tacko Fall, UCF

### Sixth Man Of The Year

Michael Dixon, Jr., G, Memphis  
 Markus Kennedy, F, SMU  
 Markus Kennedy, F, SMU  
 Jarron Cumberland, G, Cincinnati  
 Armoni Brooks, G, Houston  
 DeJon Jarreau, G, Houston

### Most Improved Player

Montrezl Harrell, F, Louisville  
 Yanick Moreira, C, SMU  
 Prince Williams, G, ECU  
 Cameron Reynolds, G, Tulane  
 Melvin Frazier, G, Tulane  
 Josh Carlton, C, UConn  
 Nate Pierre-Louis, G, Temple

### Sportsmanship Award

Sean Kilpatrick, G, Cincinnati  
 Shaq Goodwin, F, Memphis  
 Ruben Guerrero, C, USF  
 Troy Caupain, G, Cincinnati  
 Gary Clark, F, Cincinnati  
 Galen Robinson, G, Houston

## ALL-LEAGUE TEAMS

### FIRST TEAM

**2013-14** Sean Kilpatrick, G, Cincinnati\*  
 Shabazz Napier, G, UConn\*  
 Montrezl Harrell, F, Louisville  
 Russ Smith, G, Louisville\*  
 Nic Moore, G, SMU

### SECOND TEAM

Isaiah Sykes, G, UCF  
 Justin Jackson, F, Cincinnati  
 TaShawn Thomas, F, Houston  
 Shaq Goodwin, F, Memphis  
 Joe Jackson, G, Memphis  
 Markus Kennedy, F, SMU

### HM/THIRD TEAM%

Troy Caupain, G, Cincinnati  
 Amida Brimah, C, UConn  
 Daniel Hamilton, G/F, UConn  
 Jaylen Bond, F, Temple

### ALL-ROOKIE

Amida Brimah, UConn  
 Terry Rozier, G, Louisville  
 Austin Nichols, F, Memphis\*  
 John Egbinu, C, USF  
 Chris Perry, F, USF  
 Montrezl Harrell, Louisville

### ALL-TOURNAMENT

MOP: Russ Smith, Louisville  
 Isaiah Sykes, UCF  
 Sean Kilpatrick, Cincinnati  
 Shabazz Napier, UConn  
 Chris Jones, Louisville

**2014-15** Ryan Boatright, G, UConn\*  
 Austin Nichols, F, Memphis  
 Nic Moore, G, SMU\*  
 Will Cummings, G, Temple  
 James Woodard, G, Tulsa

Octavius Ellis, F, Cincinnati  
 Markus Kennedy, F, SMU  
 Yanick Moreira, C, SMU  
 Louis Dabney, G, Tulane  
 Shaquille Harrison, G, Tulsa

Troy Caupain, G, Cincinnati  
 Amida Brimah, C, UConn  
 Daniel Hamilton, G/F, UConn  
 Jaylen Bond, F, Temple

Adonys Henriquez, G, UCF  
 B.J. Taylor, G, UCF  
 Gary Clark, F, Cincinnati  
 Daniel Hamilton, G/F, UConn\*  
 B.J. Tyson, G, ECU\*

MOP: Markus Kennedy, SMU  
 Will Cummings, Temple  
 Ryan Boatright, UConn  
 Rodney Purvis, UConn  
 Nic Moore, SMU  
 Yanick Moreira, SMU

**2015-16** Troy Caupain, G, Cincinnati\*  
 Shaq Goodwin, F, Memphis  
 Nic Moore, G, SMU\*  
 Quenton DeCosey, G, Temple\*  
 James Woodard, G, Tulsa

Daniel Hamilton, G/F, UConn  
 Gary Clark, F, Cincinnati  
 Devonta Pollard, F, Houston  
 Dedric Lawson, F, Memphis  
 Shaquille Harrison, G, Tulsa

Shonn Miller, F, UConn  
 Damyean Dotson, G, Houston

Kentrell Barkley, G/F, ECU  
 Dedric Lawson, F, Memphis\*  
 Galen Robinson, Jr., G, Houston  
 Jahmal McMurray, G, USF\*  
 Shake Milton, G, SMU\*

MOP: Daniel Hamilton, UConn  
 Troy Caupain, Cincinnati  
 Jaylen Bond, Temple  
 Dedric Lawson, Memphis  
 Shonn Miller, UConn  
 Jalen Adams, UConn

**2016-17** Jalen Adams, G, UConn  
 Damyean Dotson, G, Houston  
 Rob Gray, G, Houston  
 Dedric Lawson, F, Memphis  
 Semi Ojeleye, F, SMU

Sterling Brown, F, SMU  
 Troy Caupain, G, Cincinnati  
 Shake Milton, G, SMU  
 Ben Moore, F, SMU  
 B.J. Taylor, G, UCF  
 Kyle Washington, F, Cincinnati

A.J. Davis, G/F, UCF  
 Quinton Rose, G, Temple  
 Kyle Washington, F, Cincinnati

Jarron Cumberland, G, Cincinnati  
 Vance Jackson, F, UConn  
 K.J. Lawson, F, Memphis  
 Quinton Rose, G, Temple  
 Jeremy Sheppard, G, ECU

MOP: Semi Ojeleye, SMU  
 Jalen Adams, UConn  
 Sterling Brown, SMU  
 Gary Clark, Cincinnati  
 Jacob Evans, Cincinnati  
 Ben Moore, SMU

**2017-18** Gary Clark, F, Cincinnati\*  
 Jacob Evans III, G/F, Cincinnati  
 Rob Gray, G, Houston  
 Shaquille Morris, F, Wichita State  
 Landry Shamet, G, Wichita State

Jalen Adams, G, UConn  
 Junior Etou, F, Tulsa  
 Melvin Frazier, G, Tulane  
 Jeremiah Martin, G, Memphis  
 Shake Milton, G, SMU

A.J. Davis, G/F, UCF  
 Quinton Rose, G, Temple  
 Kyle Washington, F, Cincinnati

Ethan Chargois, F, SMU  
 David Collins, G, USF  
 Nate Pierre-Louis, G, Temple  
 Fabian White, F, Houston  
 Shawn Williams, G, ECU

MOP: Gary Clark, Cincinnati  
 Kyle Washington, Cincinnati  
 Rob Gray, Houston  
 Corey Davis Jr., Houston  
 Kyvon Davenport, Memphis  
 Landry Shamet, Wichita State

**2018-19** Shizz Alston, Jr., Temple  
 Jarron Cumberland, Cincinnati \*  
 Corey Davis, Jr., Houston \*  
 Jeremiah Martin, Memphis \*  
 B.J. Taylor, UCF

Armoni Brooks, Houston  
 Aubrey Dawkins, UCF  
 Markis McDuffie, Wichita State  
 Jahmal McMurray, SMU  
 Quinton Rose, Temple

Jalen Adams, UConn  
 David Collins, USF  
 Tacko Fall, UCF  
 DaQuan Jeffries, Tulsa  
 Laquincy Rideau, USF

Dexter Dennis, Wichita State  
 Jayden Gardner, ECU \*  
 Tyler Harris, Memphis  
 Alexis Yetna, USF \*  
 Nate Hinton, Houston \*

MOP: Jarron Cumberland, UC  
 Tre Scott, Cincinnati  
 Jeremiah Martin, Memphis  
 Corey Davis Jr., Houston  
 Armoni Brooks, Houston  
 Markis McDuffie, Wichita

\* - unanimous selection

% -All-American Athletic Conference Third Team started in 2018-19

# WEEKLY AWARDS

## AMERICAN PLAYER OF THE WEEK

### 2013-14

Nov. 11 Kadeem Jack, F, Rutgers  
 Nov. 18 TaShawn Thomas, F, Houston  
 Nov. 25 Shabazz Napier, G, UConn  
 Dec. 2 Shaq Goodwin, F, Memphis  
 Dec. 9 Shabazz Napier, G, UConn  
 Dec. 16 TaShawn Thomas, F, Houston  
 Dec. 23 Justin Jackson, F, Cincinnati  
 Dec. 30 Justin Jackson, F, Cincinnati  
 Jan. 6 Justin Jackson, F, Cincinnati  
 Jan. 13 Shaq Goodwin, F, Memphis  
 Jan. 20 Russ Smith, G, Louisville  
 Jan. 27 Shabazz Napier, G, UConn  
 Feb. 3 Sean Kilpatrick, G, Cincinnati  
 Feb. 10 Sean Kilpatrick, G, Cincinnati  
 Feb. 17 Shabazz Napier, G, UConn  
 Feb. 24 Montrezl Harrell, F, Louisville  
 March 3 Shabazz Napier, G, UConn  
 March 10 Sean Kilpatrick, G, Cincinnati

### 2014-15

Nov. 17 Devonta Pollard, F, Houston  
 Nov. 24 Ryan Boatright, G, UConn  
 Dec. 1 Corey Allen Jr., G, USF  
 Dec. 8 James Woodard, G, Tulsa  
 Dec. 15 Amida Brimah, C, UConn  
 Dec. 22 Yanick Moreira, C, SMU  
 Dec. 29 Jesse Morgan, G, Temple  
 Jan. 5 Jonathan Stark, G, Tulane  
 Jan. 12 Shaquille Harrison, G, Tulsa  
 Jan. 19 James Woodard, G, Tulsa  
 Jan. 26 Nic Moore, G, SMU  
 Feb. 2 Markus Kennedy, F, SMU  
 Feb. 9 Ryan Boatright, G, UConn  
 Feb. 16 Will Cummings, G, Temple  
 Feb. 23 Austin Nichols, F, Memphis  
 March 2 Rodney Purvis, G, UConn  
 March 9 Farad Cobb, G, Cincinnati

### 2015-16

Nov. 16 James Woodard, G, Tulsa  
 Nov. 23 Shaquille Harrison, G, Tulsa  
 Nov. 30 Troy Caupain, G, Cincinnati  
 Dec. 7 Devonta Pollard, F, Houston  
 Dec. 14 Jordan Tolbert, F, SMU  
 Dec. 21 Jordan Tolbert, F, SMU  
 Dec. 28 Daniel Hamilton, G/F, UConn  
 Jan. 4 Rodney Purvis, G, UConn  
 Jan. 11 Quenton DeCosey, G, Temple  
 Jan. 18 Shaq Goodwin, F, Memphis  
 Jan. 25 Devin Coleman, G, Temple  
 Feb. 1 Rob Gray, Jr., G, Houston  
 Feb. 8 Daniel Hamilton, G/F, UConn  
 Feb. 15 Devonta Pollard, F, Houston  
 Feb. 22 Pat Birt, G, Tulsa  
 Feb. 29 Damyean Dotson, G, Houston  
 March 7 Troy Caupain, G, Cincinnati

### 2016-17

Nov. 14 Semi Ojeleye, Jr., F, SMU  
 Nov. 21 Tacko Fall, So., C, UCF  
 Nov. 28 Obi Enechionya, Jr., F, Temple  
 Dec. 5 Kyle Washington, Jr., F, Cincinnati  
 Dec. 12 Dedric Lawson, So., F, Memphis  
 Dec. 19 Dedric Lawson, So., F, Memphis  
 Dec. 26 Gary Clark, Jr., F, Cincinnati  
 Jan. 2 Rob Gray, R-Jr., G, Houston  
 Jan. 9 Markel Crawford, R-Jr., G, Memphis  
 Jan. 16 Sterling Taplin, So., G, Tulsa  
 Jan. 23 K.J. Lawson, R-Fr., G/F, Memphis  
 Jan. 30 Jarron Cumberland, Fr., G, Cincinnati  
 Feb. 6 Sterling Brown, Sr., G, SMU  
 Feb. 13 Semi Ojeleye, Jr., F, SMU  
 Feb. 20 Jalen Adams, So., G, UConn  
 Feb. 27 B.J. Taylor, R-So., G, UCF  
 March 6 Sterling Brown, Sr., G, SMU

### 2017-18

Nov. 13 Shake Milton, Jr., G, SMU  
 Nov. 20 Melvin Frazier, Jr., F, Tulane  
 Nov. 27 Gary Clark, Sr., F, Cincinnati  
 Dec. 4 Shake Milton, Jr., G, SMU  
 Dec. 11 Landry Shamet, So., G, Wichita State  
 Dec. 18 Jacob Evans III, Jr., G/F, Cincinnati  
 Dec. 26 Tacko Fall, Jr., C, UCF  
 Jan. 2 Junior Etou, Sr., F, Tulsa  
 Jan. 8 Jacob Evans III, Jr., G/F, Cincinnati  
 Jan. 15 Jeremiah Martin, Jr., G, Memphis  
 Jan. 22 Shake Milton, Jr., G, SMU  
 Gary Clark, Sr., F, Cincinnati  
 Gary Clark, Sr., F, Cincinnati  
 Junior Etou, Sr., F, Tulsa  
 Armoni Brooks, So., G, Houston  
 Shaquille Morris, Sr., F, Wichita State  
 Feb. 26 Raynere Thornton, Jr., G/F, Memphis  
 March 5 Rob Gray, Sr., G, Houston

### 2018-19

Nov. 12 Shizz Alston, Jr., Temple, Sr., G  
 Markis McDuffie, Wichita State, Sr., F  
 Nov. 19 Aubrey Dawkins, UCF, RS-Jr., G  
 Nov. 26 Jarron Cumberland, Cincinnati, Jr., G  
 Dec. 3 Armoni Brooks, Houston, Jr. G  
 Dec. 10 DaQuan Jeffries, Tulsa, Sr., G/F  
 Dec. 17 Shizz Alston, Jr., Temple, Sr., G  
 Galen Robinson, Jr., Houston, Sr., G  
 Dec. 24 Jarron Cumberland, Cincinnati, Jr., G  
 Jan. 7 Aubrey Dawkins, UCF, RS-Jr., G  
 Jan. 14 Nate Pierre-Louis, Temple, So., G  
 Jan. 21 Jarron Cumberland, Cincinnati, Jr., G  
 Jan. 28 Jarron Cumberland, Cincinnati, Jr., G  
 Feb. 4 Markis McDuffie, Wichita State, Sr., F  
 Feb. 11 Corey Davis, Jr., Houston, Sr., G  
 Feb. 18 Shizz Alston, Jr., Temple, Sr., G  
 Feb. 25 Jeremiah Martin, Memphis, Sr., G  
 March 4 Tacko Fall, UCF, Sr., C  
 March 11 Corey Davis, Jr., Houston, Sr., G

## AMERICAN ROOKIE OF THE WEEK

### 2013-14

Nov. 11 Chris Perry, F/C, USF  
 Nov. 18 Ben Moore, F, SMU  
 Nov. 25 Nick King, F/G, Memphis  
 Dec. 2 Austin Nichols, F, Memphis  
 Dec. 9 Chris Perry, F/C, USF  
 Dec. 16 Mangok Mathiang, F/C, Louisville  
 Dec. 23 Chris Perry, F/C, USF  
 Dec. 30 Chris Perry, F/C, USF  
 Jan. 6 Danrad Knowles, F, Houston  
 Jan. 13 Amida Brimah, C, UConn  
 Jan. 20 Danrad Knowles, F, Houston  
 Jan. 27 Ben Moore, F, SMU  
 Feb. 3 Chris Perry, F/C, USF  
 Feb. 10 Ben Moore, F, SMU  
 Feb. 17 Justin McBride, C, UCF  
 Feb. 24 Austin Nichols, F, Memphis  
 March 3 Austin Nichols, F, Memphis  
 March 10 Austin Nichols, F, Memphis

### 2014-15

Nov. 17 B.J. Taylor, G, UCF  
 Nov. 24 Daniel Hamilton, G/F, UConn  
 Dec. 1 B.J. Tyson, G, ECU  
 Dec. 8 Gary Clark, F, Cincinnati  
 Dec. 15 B.J. Tyson, G, ECU  
 Dec. 22 Adonys Henriquez, G, UCF  
 Dec. 29 B.J. Taylor, G, UCF  
 Jan. 5 Adonys Henriquez, G, UCF  
 Jan. 12 Adonys Henriquez, G, UCF  
 Jan. 19 B.J. Taylor, G, UCF  
 Jan. 26 Daniel Hamilton, G/F, UConn  
 Feb. 2 Obi Enechionya, F, Temple  
 Feb. 9 B.J. Tyson, G, ECU  
 Feb. 16 B.J. Tyson, G, ECU  
 Feb. 23 Daniel Hamilton, G/F, UConn  
 March 2 Daniel Hamilton, G/F, UConn  
 March 9 Troy Holston Jr., G, USF

### 2015-16

Nov. 16 Shake Milton, G, SMU  
 Nov. 23 Dedric Lawson, F, Memphis  
 Nov. 30 Dedric Lawson, F, Memphis  
 Dec. 7 Tacko Fall, C, UCF  
 Dec. 14 Kentrell Barkley, G/F, ECU  
 Dec. 21 Dedric Lawson, F, Memphis  
 Dec. 28 Jacob Evans, G/F, Cincinnati  
 Jan. 4 Shake Milton, G, SMU  
 Jan. 11 Dedric Lawson, F, Memphis  
 Jan. 18 Dedric Lawson, F, Memphis  
 Jan. 25 Jahmal McMurray, G, USF  
 Feb. 1 Galen Robinson, Jr., G, Houston  
 Feb. 8 Jalen Adams, G, UConn  
 Feb. 15 Dedric Lawson, F, Memphis  
 Feb. 22 Jahmal McMurray, G, USF  
 Feb. 29 Jacob Evans, G, Cincinnati  
 March 7 Tacko Fall, C, UCF

### 2016-17

Nov. 14 Quinton Rose, Fr., G, Temple  
 Nov. 21 Tullio Da Silva, Fr., F, USF  
 Nov. 28 Quinton Rose, Fr., G, Temple  
 Dec. 5 Jeremy Sheppard, Fr., G, ECU  
 Dec. 12 Ray Ona Embo, Fr., G, Tulane  
 Dec. 19 Jarron Cumberland, Fr., G, Cincinnati  
 Dec. 26 Alani Moore II, Fr., G, Temple  
 Jan. 2 Jarron Cumberland, Fr., G, Cincinnati  
 Jan. 9 Quinton Rose, Fr., G, Temple  
 Jan. 16 Vance Jackson, Fr., F, UConn  
 Jan. 23 Vance Jackson, Fr., F, UConn  
 Jan. 30 Christian Vital, Fr., G, UConn  
 Feb. 6 Malik Fitts, Fr., F, USF  
 Feb. 13 Quinton Rose, Fr., G, Temple  
 Feb. 20 Ray Ona Embo, Fr., G, Tulane  
 Feb. 27 Martins Igbanu, Fr., F, Tulsa  
 March 6 Jarron Cumberland, Fr., G, Cincinnati

### 2017-18

Nov. 13 Ethan Chargois, Fr., F, SMU  
 Nov. 20 Ceasar DeJesus, R-Fr., G, UCF  
 Nov. 27 Fabian White, Jr., Fr., F, Houston  
 Dec. 4 Shawn Williams, R-Fr., G, ECU  
 Dec. 11 Jamal Johnson, Fr., G, Memphis  
 Dec. 18 Ethan Chargois, Fr., F, SMU  
 Dec. 25 David Nickelberry, Fr., G/F, Memphis  
 Jan. 2 Ceasar DeJesus, R-Fr., G, UCF  
 Jan. 8 Ceasar DeJesus, R-Fr., G, UCF  
 Jan. 15 Nate Pierre-Louis, Fr., G, Temple  
 Jan. 22 Shawn Williams, R-Fr., G, ECU  
 Jan. 29 Fabian White, Jr., Fr., F, Houston  
 Feb. 5 Shawn Williams, R-Fr., G, ECU  
 Feb. 12 J.P. Moorman II, Fr., F, Temple  
 Feb. 19 Shawn Williams, R-Fr., G, ECU  
 Feb. 26 Caleb Daniels, Fr., G, Tulane  
 March 5 David Collins, Fr., G, USF

### 2018-19

Nov. 12 Jayden Gardner, ECU, F  
 Nov. 19 Tyler Harris, Memphis, G  
 Nov. 26 Cedrick Alley, Jr., Houston, F  
 Dec. 3 Jayden Gardner, ECU, F  
 Dec. 10 Tyler Harris, Memphis, G  
 Dec. 17 Alexis Yetna, USF, F  
 Dec. 24 Alexis Yetna, USF, F  
 Jan. 7 Nate Hinton, Houston, G  
 Jan. 14 Jayden Gardner, ECU, F  
 Alexis Yetna, USF, F  
 Jayden Gardner, ECU, F  
 Alexis Yetna, USF, F  
 Jan. 21 Jayden Gardner, ECU, F  
 Jan. 28 Alexis Yetna, USF, F  
 Feb. 4 Jamarius Burton, Wichita State, G  
 Feb. 11 Cedrick Alley, Jr., Houston, F  
 Feb. 18 Jayden Gardner, ECU, F  
 Feb. 25 Dexter Dennis, Wichita State, G  
 March 4 Jamarius Burton, Wichita State, G  
 March 11 Nate Hinton, Houston, G

# WEEKLY AWARDS/NCAA CHAMPIONSHIP TEAMS

## PLAYER OF THE WEEK ALL-TIME LEADERS

Shabazz Napier, UConn.....	5
Jarron Cumberland, Cincinnati.....	5
Gary Clark, Cincinnati.....	4
Shaq Goodwin, Memphis.....	3
Rob Gray, Houston.....	3
Sean Kilpatrick, Cincinnati.....	3
Justin Jackson, Cincinnati.....	3
Shake Milton, SMU.....	3
Devonta Pollard, Houston.....	3
James Woodard, Tulsa.....	3
Shizz Alston, Jr., Temple.....	3
Tacko Fall, UCF.....	3
Ryan Boatright, UConn.....	2
Sterling Brown, SMU.....	2
Troy Caupain, Cincinnati.....	2
Junior Etou, Tulsa.....	2
Jacob Evans, Cincinnati.....	2
Daniel Hamilton, UConn.....	2
Shaquille Harrison, Tulsa.....	2
Dedric Lawson, Memphis.....	2
Semi Ojeleye, SMU.....	2
Rodney Purvis, UConn.....	2
TaShawn Thomas, Houston.....	2
Jordan Tolbert, SMU.....	2
Jalen Adams, UConn.....	2
Armoni Brooks, Houston.....	2
Aubrey Dawkins G, UCF.....	2
Markis McDuffie F, Wichita State.....	2
Jeremiah Martin, Memphis.....	2
Corey Davis, Houston.....	2
Corey Allen, Jr., USF.....	1
Pat Birt, Tulsa.....	1
Amida Brimah, UConn.....	1
Farad Cobb, Cincinnati.....	1
Devin Coleman, Temple.....	1
Markel Crawford, Memphis.....	1
Will Cummings, Temple.....	1
Quenton DeCosey, Temple.....	1
Damyean Dotson, Houston.....	1
Obi Enechionya, Temple.....	1
Melvin Frazier, Tulane.....	1
Montrez Harrell, Louisville.....	1
Kadeem Jack, Rutgers.....	1
Markus Kennedy, SMU.....	1
KJ Lawson, Memphis.....	1
Yanick Moreira, SMU.....	1
Jesse Morgan, Temple.....	1
Nic Moore, SMU.....	1
Shaquille Morris, Wichita State.....	1
Austin Nicholas, Memphis.....	1
Landry Shamet, Wichita State.....	1
Russ Smith, Louisville.....	1
Jonathan Stark, Tulane.....	1
Sterling Taplin, Tulsa.....	1
BJ Taylor, UCF.....	1
Raynere Thornton, Memphis.....	1
Kyle Washington, Cincinnati.....	1
Nate Pierre-Louis, Temple.....	1
DaQuan Jeffries, Tulsa.....	1
Galen Robinson, Houston.....	1

## ROOKIE OF THE WEEK ALL-TIME LEADERS

Dedric Lawson, Memphis.....	6
Chris Perry, USF.....	5
Jayden Gardner, ECU.....	5
Daniel Hamilton, UConn.....	4
Austin Nichols, Memphis.....	4
Alexis Yetna, USF.....	4
Quinton Rose, Temple.....	4
B.J. Tyson, ECU.....	4
Shawn Williams, ECU.....	4
Jarron Cumberland, Cincinnati.....	3
Cesar DeJesus, UCF.....	3
Adonys Henriquez, UCF.....	3
Ben Moore, SMU.....	3
B.J. Taylor, UCF.....	3
Ethan Chargois, SMU.....	2
Jacob Evans, Cincinnati.....	2
Jarron Cumberland, Cincinnati.....	2
Tacko Fall, UCF.....	2
Vance Jackson, UConn.....	2
Danrad Knowles, Houston.....	2
Jahmal McMurray, USF.....	2
Shake Milton, SMU.....	2
Ray Ona Embo, Tulane.....	2
Fabian White Jr., Houston.....	2
Tyler Harris, Memphis.....	2
Jamarius Burton, Wichita State.....	2
Nate Hinton, Houston.....	2
Jalen Adams, UConn.....	1
Kentrell Barkley, ECU.....	1
Amida Brimah, UConn.....	1
Gary Clark, Cincinnati.....	1
David Collins, USF.....	1
Caleb Daniels, Tulane.....	1
Tulio Da Silva, USF.....	1
Obi Enechionya, Temple.....	1
Malik Fitts, USF.....	1
Troy Holston Jr., USF.....	1
Martins Igbanu, Tulsa.....	1
Jamal Johnson, Memphis.....	1
Nick King, Memphis.....	1
Dedric Lawson, Memphis.....	1
Mangok Mathiang, Louisville.....	1
Justin McBride, UCF.....	1
Alani Moore II, Temple.....	1
J.P. Moorman II, Temple.....	1
David Nickelberry, Memphis.....	1
Nate Pierre-Louis, Temple.....	1
Galen Robinson Jr., Houston.....	1
Jeremy Sheppard, ECU.....	1
Christian Vital, UConn.....	1
Dexter Dennis, Wichita State.....	1



**UConn**  
2014  
NCAA Champion



## Huskies Roster

Player	Pos.	Cl.	Ppg	Rpg
Shabazz Napier	G	Sr.	18.0	5.9
DeAndre Daniels	F	Jr.	13.1	6.0
Ryan Boatright	G	Jr.	12.1	3.5
Niels Giffey	G/F	Sr.	8.4	3.8
Lasan Kromah	G/F	Gr.	6.1	2.7
Amida Brimah	C	Fr.	4.1	3.0
Omar Calhoun	G	So.	3.8	1.4
Phillip Nolan	F	So.	3.3	2.4
Terrence Samuel	G	Fr.	2.4	0.9
Tyler Olander	F	Sr.	1.8	1.2
Kentan Facey	F	Fr.	1.5	1.8
Leon Tolksdorf	F	So.	1.2	0.8
Nnamdi Amilo	F	So.	1.0	1.0
Pat Lenehan	G	Jr.	0.5	0.4
Tor Watts	G	Sr.	0.2	0.2

Head Coach: Kevin Ollie

Assistant Coaches: Glen Miller, Karl Hobbs, Ricky Moore

## 2013-14 Results (32-8, 12-6 American)

Date	Opponent	Result
N8	vs. Maryland	W, 78-77
N11	Yale	W, 80-62
N14	Detroit	W, 101-55
N17	Boston University	W, 77-60
N21	vs. Boston College	W, 72-70
N22	vs. Indiana	W, 59-58
D2	Florida	W, 65-64
D6	Maine	W, 95-68
D18	Stanford	L, 51-53
D22	at Washington	W, 82-70
D28	Eastern Washington	W, 82-65
D31	at Houston	L, 71-75
J4	at SMU	L, 65-74
J8	Harvard	W, 61-56
J11	UCF	W, 84-61
J16	at Memphis	W, 83-73
J18	Louisville	L, 64-76
J21	Temple	W, 90-66
J25	at Rutgers	W, 82-71
J30	Houston	W, 80-43
F6	at Cincinnati	L, 58-63
F9	at UCF	W, 75-55
F12	USF	W, 83-40
F15	Memphis	W, 86-81 (OT)
F20	at Temple	W, 68-55
F23	SMU	L, 55-64
F26	at USF	W, 61-56
M1	Cincinnati	W, 51-45
M5	Rutgers	W, 69-63
M8	at Louisville	L, 48-81
M13	at Memphis	W, 72-53
M14	vs. Cincinnati	W, 58-56
M15	vs. Louisville	L, 61-71
NCAA Championship		
M20	vs. Saint Joseph's	W, 89-81 (OT)
M22	vs. Villanova	W, 77-65
M28	vs. Iowa State	W, 81-76
M30	vs. Michigan State	W, 60-54
A5	vs. Florida	W, 63-53
A7	vs. Kentucky	W, 60-54

# ALL-TIME COACHING RECORDS

## UCF

Coach	Career	Years	Won	Lost	Pct.
Torchy Clark	1969-83	14	273	89	.754
Chuck Machock	1983-85	2	24	81	.228
Phil Carter	1985-89	4	37	73	.336
Joe Dean	1989-93	4	37	73	.336
Kirk Speraw	1993-10	17	247	233	.515
Donnie Jones	2010-16	5	79	88	.473
Johnny Dawkins	2016-	3	67	34	.663
<b>TOTALS</b>		<b>49</b>	<b>769</b>	<b>671</b>	<b>.534</b>

## Cincinnati

Coach	Career	Years	Won	Lost	Pct.
Henry S. Pratt	1901-02	1	5	4	.556
Anthony W. Chez	1902-04	2	12	10	.545
Amos Foster	1904-09	5	30	10	.750
C.A. Schroetter	1909-10	1	3	2	.600
Russ Easton	1910-14	4	11	30	.268
George Little	1914-16	2	4	17	.190
Ion Cortright	1916-17	1	3	8	.273
Whitelaw Morrison	1917-18	1	2	6	.250
Boyd Chambers	1918-28	10	106	81	.567
Frank Rice	1928-32	4	33	34	.493
John Halliday	1932-33	1	9	9	.500
Tay Brown	1933-37	4	47	27	.635
Walter Van Winkle	1937-39	2	18	16	.529
Clark Ballard	1939-42	3	24	31	.436
Bob Ruess	1942-44	2	15	15	.500
Ray Farnham	1944-46	2	16	22	.421
John Wieth	1946-52	6	106	47	.683
George Smith	1952-60	8	154	56	.733
Ed Jucker	1960-65	5	113	28	.801
Tay Baker	1965-72	7	125	60	.676
Gale Catlett	1972-78	6	126	44	.741
Ed Badger	1978-83	5	68	71	.489
Tony Yates	1983-89	6	70	100	.412
Bob Huggins	1989-05	15	399	127	.759
Andy Kennedy	2005-06	1	21	13	.618
Mick Cronin	2006-19	13	296	147	.668
<b>TOTALS</b>		<b>118</b>	<b>1816</b>	<b>1015</b>	<b>.641</b>

## UConn

Coach	Career	Years	Won	Lost	Pct.
No Coach	1901-08	8	37	32	.536
No Teams	1909-10				
No Coach	1910-13	3	7	8	.467
No Team	1913-14				
No Coach	1914-15	1	1	4	.200
John F. Donahue	1915-19	4	11	23	.324
M.R. Swartz	1919-21	2	14	14	.500
J.W. Tasker	1921-22	1	15	5	.750
Roy J. Guyer	1922-23	1	8	6	.571
Sumner A. Dole	1923-27	4	39	25	.609
Louis A. Alexander	1927-31	4	35	19	.648
John J. Heldman, Jr.	1931-36	5	19	42	.311
J.C. Christian	1935-36	1	3	10	.231
Don White	1936-45	9	94	59	.614
Blair Gullion	1945-46	1	15	8	.652
Hugh S. Greer	1946-63	17	286	112	.719
George Wigton	1963	1	11	4	.733
Fred A. Shabel	1963-67	4	72	29	.713
Burr Carlson	1967-69	2	16	32	.333
Donald "Dee" Rowe	1969-77	8	120	88	.577
Dominic P. Perno	1977-86	9	139	114	.549
James A. Calhoun	1986-12	26	625	243	.720
Kevin Ollie	2012-18	6	127	79	.617
Dan Hurley	2018-	1	16	17	.485
<b>TOTALS</b>		<b>115</b>	<b>1710</b>	<b>973</b>	<b>.637</b>

## ECU

Coach	Career	Years	Won	Lost	Pct.
C.W. Porter	1931-32	1	8	9	.471
C.K. Beatty	1932-34	2	12	17	.413
G.L. Mathis	1934-36	2	18	17	.514
Bo Farley	1936-37				
	1939-40	2	24	18	.571
Joe Alexander	1937-38	1	8	12	.400
Gordon Gilbert	1938-39	1	17	10	.630
John Christienbury	1940-43	3	25	15	.625
No Team	1943-44				
No Coach	1944-45	1	11	5	.688
Earl Smith	1945-46				
	1959-63	5	69	49	.585
Jim Johnson	1946-47	1	17	10	.630
Howard Porter	1947-59	12	182	102	.641
Wendell Carr	1963-66	3	32	40	.444
Tom Quinn	1966-74	8	102	107	.488
Dave Patton	1974-77	3	40	42	.488
Larry Gillman	1977-79	2	21	32	.396
Dave Odom	1979-82	3	40	40	.500
Charlie Harrison	1982-87	5	51	90	.362
Mike Steele	1987-91	4	48	68	.414
Eddie Payne	1991-95	4	56	58	.491
Joe Dooley	1995-99				
	2018-	5	67	73	.479
Bill Herrion	1999-05	6	70	98	.417
Ricky Stokes	2005-07	2	14	44	.241
Mack McCarthy	2007-10	3	34	57	.373
Jeff Lebo	2010-18	8	124	138	.473
<b>TOTALS</b>		<b>87</b>	<b>1089</b>	<b>1138</b>	<b>.489</b>

## Houston

Coach	Career	Years	Won	Lost	Pct.
Alden Pasche	1946-56	10	135	116	.537
Guy V. Lewis	1956-86	30	592	279	.680
Pat Foster	1986-93	7	142	73	.660
Alvin Brooks	1993-98	6	54	84	.391
Clyde Drexler	1998-00	2	19	39	.327
Ray McCallum	2000-04	4	44	73	.376
Tom Penders	2004-10	6	121	77	.611
James Dickey	2010-14	4	64	62	.508
Kelvin Sampson	2014-	5	116	52	.690
<b>TOTALS</b>		<b>74</b>	<b>1287</b>	<b>855</b>	<b>.601</b>

## Memphis

Coach	Career	Years	Won	Lost	Pct.
Fred Grantham	1920-21	1	22	7 (1 tie)	.750
W.H. DePriest	1921-22	1	1	7	.125
Lester Barnard	1922-24	2	10	13	.435
Zach Curlin	1924-48	23	173	184	.485
McCoy Tarry	1948-51	3	40	27	.597
Eugene Lambert	1951-56	5	87	45	.659
Bob Vanatta	1956-62	6	109	34	.762
Dean Ehlers	1962-66	4	53	47	.530
Moe Iba	1966-70	4	37	65	.362
Gene Bartow	1970-74	4	83	32	.722
Wayne Yates	1974-79	5	93	49	.655
Dana Kirk	1979-86	7	158	58	.731
Larry Finch	1986-97	11	220	130	.629
Tic Price	1997-99	2	30	27	.526
Johnny Jones	1999-00	1	15	16	.483
John Calipari	2000-09	9	214	67	.762
Josh Pastner	2009-16	7	167	69	.708
Tubby Smith	2016-18	2	40	26	.606
Penny Hardaway	2018-	1	22	14	.611
<b>TOTALS</b>		<b>99</b>	<b>1712</b>	<b>919</b>	<b>(1) .651</b>

## USF

Coach	Career	Years	Won	Lost	Pct.
Don Williams	1971-74	3	33	42	.440
Bill Gibson	1974-75	1	15	10	.600
Chip Conner	1975-80	5	59	62	.488
Lee Rose	1980-86	7	106	69	.606
Bobby Paschal	1986-96	10	127	159	.444
Seth Greenberg	1996-03	7	108	100	.519
Robert McCullum	2003-07	4	40	76	.345
Stan Heath	2007-14	7	97	130	.427
Orlando Antigua	2014-17	2+	23	55	.261
Murry Bartow	2017	1	1	16	.059
Brian Gregory	2017-	2	34	36	.486
<b>TOTALS</b>		<b>48</b>	<b>645</b>	<b>768</b>	<b>.456</b>

## SMU

Coach	Career	Years	Won	Lost	Pct.
Dale Morrison	1916-17	1	12	2	.857
Burton Rix	1917-21	4	24	36	.400
R.N. Blackwell	1921-22	1	8	14	.363
H.A. Faulkner	1922-23	2	19	26	.422
Jimmie W. St. Clair	1924-38	14	140	108	.564
Forrest C. Baccus	1938-42				
	1945-47	6	55	71	.437
James Stewart	1942-44	2	18	17	.514
Roy Dale Baccus	1944-45	1	11	10	.524
E.O. "Doc" Hayes	1947-67	20	299	192	.609
Bob Brewitt	1967-75	8	88	115	.433
Sonny Allen	1975-80	5	61	77	.442
Dave Bliss	1980-88	8	142	101	.584
John Shumate	1988-95	7	78	118	.397
Mike Dement	1995-03	8	138	120	.534
Robert Lineburg	2003-03	1	2	3	.400
Jimmy Tubbs	2004-06	3	27	30	.474
Matt Doherty	2006-12	7	80	109	.423
Larry Brown	2012-16	4	85	39	.685
Tim Jankovich	2016-	4	71	38	.651
<b>TOTALS</b>		<b>103</b>	<b>1358</b>	<b>1226</b>	<b>.526</b>

## Temple

Coach	Career	Years	Won	Lost	Pct.
Charles M. Williams	1894-99	15	73	32	.695
John T. Rogers	1899-00	2	14	8	.636
No Team	1901				
H. Shindle Wingert	1901-05	4	20	18	.526
John B. Crescenzo	1905-08	3	14	10	.583
Edward M. McCone	1908-09	1	8	3	.727
Frederick Prosch, Jr.	1909-13	4	17	20	.459
William Nicolai	1913-17	4	31	26	.544
Elwood Geiges	1917-18	1	8	7	.533
Francois M. D'Eliscu	1919-23	4	29	23	.558
Samuel L. Dienes	1923-26	3	39	21	.650
James Usilton, Sr.	1926-39	13	205	79	.722
Ernest Messikomer	1939-42	3	35	27	.565
Josh Cody	1942-52	10	122	104	.540
Harry Litwack	1952-73	21	373	193	.659
Don Casey	1973-82	9	151	94	.616
John Chaney	1982-06	24	516	253	.671
Fran Dunphy	2006-19	13	270	162	.625
<b>TOTALS</b>		<b>125</b>	<b>1926</b>	<b>1082</b>	<b>.640</b>

## Tulane

Coach	Career	Years	Won	Lost	Pct.
Silas Hickey	1905-06	1	8	5	.615
Unknown Coaches	1906-11	5	18	26	.409
A.A. Mason	1912-13	1	7	3	.700
Carl Hanson	1913-14	1	8	4	.667
T.R. Sweetland	1914-15	1	2	3	.400
Clark Shaugnessy	1915-18	3	27	15	.

# NCAA TOURNAMENT RESULTS

## NCAA TOURNAMENT

### 2014 (4 teams)

- (4) Louisville 71, (13) Manhattan 64
- (12) Harvard 61, (5) Cincinnati 57
- (7) UConn 89, (10) St. Joseph's 81 (ot)
- (8) Memphis 71, (9) George Washington 66
- (4) Louisville 66, (5) Saint Louis 51
- (7) UConn 77, (2) Villanova 65
- (1) Virginia 78, (8) Memphis 60
- (8) Kentucky 74, (4) Louisville 69
- (7) UConn 81, (3) Iowa State 76
- National Semifinal: (7) UConn 63, (1) Florida 53
- National Championship: (7) UConn 60, (8) Kentucky 54

### 2015 (2 teams)

- (11) UCLA 60, (8) SMU 69
- (8) Cincinnati 66, (9) Purdue 65 (ot)
- (1) Kentucky 64, (8) Cincinnati 51

### 2016 (4 teams)

- First Four: (11) Michigan 67, (11) Tulsa 62
- (7) Iowa 72, (10) Temple 70
- (9) UConn 74, (8) Colorado 67
- (8) St. Joseph's 78, (9) Cincinnati 76
- (1) Kansas 73, (9) UConn 61

### 2017 (2 teams)


- (11) USC 66, (6) SMU 65
- (6) Cincinnati 75, (11) Kansas State 61
- (3) UCLA 79, (6) Cincinnati 67

### 2018 (3 Teams)

- (13) Marshall 81, (3) Wichita State 75
- (6) Houston 67, (11) San Diego State, 65
- (2) Cincinnati 68, (15) Georgia State 53
- (3) Michigan 64, (6) Houston 63
- (7) Nevada 75, (2) Cincinnati 73

### 2019 (4 Teams)

- First Four: (11) Belmont 81, (11) Temple 70
- (9) UCF 73, (8) VCU 58
- (10) Iowa 79, (7) Cincinnati 72
- (3) Houston 84, (14) Georgia State 55
- (1) Duke 77, (9) UCF 76
- (3) Houston 74, (11) Ohio State 59
- (2) Kentucky 62, (3) Houston 58



## NATIONAL INVITATION TOURNAMENT

### 2014 (1 team)

- (1) SMU 68, (8) UC Irvine 54
- (1) SMU 80, (5) LSU 67
- (1) SMU 67, (2) California 65
- National Semifinal: (1) SMU 65, (3) Clemson 59
- National Final: (1) Minnesota 65, (1) SMU 63

### 2015 (3 teams)

- (1) Temple 73, (8) Bucknell 67
- (2) Tulsa 70, (7) William & Mary 67
- (5) Arizona State 68, (4) UConn 61
- (1) Temple 90, (5) George Washington 77
- (3) Murray State 83, (2) Tulsa 62
- (1) Temple 77, (3) Louisiana Tech 59
- (2) Miami (FL) 60, (1) Temple 57

### 2016 (1 team)

- (4) Georgia Tech 81, (5) Houston 62

### 2017 (2 teams)

- (7) Akron 78, (2) Houston 75
- (4) UCF 79, (5) Colorado 74
- (4) UCF 63, (1) Illinois State 62
- (4) UCF 68, (2) Illinois 58
- National Semifinal: (4) TCU 68, (4) UCF 53

### 2018 (1 team)

- (4) Penn State 63 (5) Temple 57

### 2019 (2 teams)

- (6) Wichita State 76, (3) Furman 70
- (3) Memphis 74, (6) San Diego 60
- (3) Wichita State 63, (2) Clemson 55
- (2) Creighton 79, (3) Memphis 67
- (6) Wichita State 73, (1) Indiana 63
- (5) Lipscomb 71, (6) Wichita State 64

# POSTSEASON HISTORIES

## UCF

NCAA: 94, 96, 04, 05, 19  
 NCAA Summary: 5 appearances, 1 wins, 45 losses  
 Best Finish: Second Round (2019)  
 NIT: 12, 17 (FF)  
 NIT Summary: 2 appearances, 3 wins, 2 losses

## Cincinnati

NCAA: 58, 59 (FF), 60 (FF), 61 (CH), 62 (CH), 63 (FF-2nd), 66, 75, 76, 77, 92 (FF), 93 (RR), 94, 95, 96 (RR), 97, 98, 99, 00, 01, 02, 03, 04, 05, 11, 12, 13, 14, 15, 16, 17, 18, 19  
 NCAA Summary: 33 appearances, 46 wins, 32 losses  
 Best Finish: NCAA Champions (1961, 1962)  
 NIT: 51, 55 (FF-3rd), 57, 70, 74, 85, 90, 91, 06, 10  
 NIT Summary: 10 appearances, 8 wins, 10 losses  
 CBI: 08  
 CBI Summary: 1 appearance, 0 wins, 1 loss

## UConn

NCAA: 51, 54, 56, 57, 58, 59, 60, 63, 64 (RR), 65, 67, 76, 79, 90 (RR), 91, 92, 94, 95 (RR), 96, 98 (RR), 99 (CH), 00, 02 (RR), 03, 04 (CH), 05, 06 (RR), 08, 09 (FF), 11 (CH), 12, 14 (CH), 16  
 NCAA Summary: 33 appearances, 59 wins, 30 losses  
 Best Finish: NCAA Champions (99, 04, 11, 14)  
 NIT: 55, 74, 75, 80, 81, 82, 88 (CH), 89, 93, 97 (FF), 01, 10, 15  
 NIT Summary: 13 appearances, 15 wins, 12 losses

## ECU

NCAA: 72, 93  
 NCAA Summary: 2 appearances, 0 wins, 2 losses  
 Best Finish: First Round (1972, 1993)  
 CIT: 11, 13 (CH), 14  
 CIT Summary: 3 appearances, 5 wins, 2 losses

## Houston

NCAA: 56, 61, 65, 66, 67 (FF), 68 (FF), 70 (RR), 71 (RR), 72, 73, 78, 81, 82 (FF), 83 (FF-2nd), 84 (FF-2nd), 87, 90, 92, 10, 18, 19  
 NCAA Summary: 21 appearances, 28 wins, 26 losses  
 Best Finish: National Runner-Up (1983, 1984)  
 NIT: 62, 77, 87, 88, 91, 93, 98, 05, 06, 16, 17  
 NIT Summary: 11 appearances, 5 wins, 11 losses  
 CBI: 08, 09, 13  
 CBI Summary: 3 appearances, 3 wins, 3 losses

UConn won its fourth NCAA title in 2014

## Memphis

NCAA: 55, 56, 62, 73 (FF-2nd), 76, 82\*, 83\*, 84\*, 85\* (FF), 86\*, 88, 89, 92, 93, 95, 96, 03, 04, 06 (RR), 07 (RR), 08\* (FF-2nd), 09, 11, 12, 13, 14  
 NCAA Summary: 26 appearances, 34 wins, 26 losses  
 Best Finish: National Runner-Up (1973, 2008\*)  
 \* - Wins in 1982-86, 2008 Vacated by NCAA  
 NIT: 57, 60 (2nd), 61, 63, 67, 72, 74, 75, 77, 90, 91, 97, 98, 01 (3rd), 02 (CH), 05, 10, 19  
 NIT Summary: 18 appearances, 21 wins, 17 losses

## SMU

NCAA: 55, 56 (FF), 57, 65, 66, 67 (RR), 84, 85, 88, 93, 15, 17  
 NCAA Summary: 12 appearances, 10 wins, 14 losses  
 Best Finish: Final Four (1956)  
 NIT: 86, 00, 14 (2nd)  
 NIT Summary: 3 appearances, 4 wins, 3 losses  
 CIT: 11  
 CIT Summary: 1 appearance, 3 wins, 1 loss

## USF

NCAA: 90, 92, 12  
 NCAA Summary: 3 appearances, 2 wins, 3 losses  
 NIT: 81, 83, 85, 91, 95, 00, 02, 10  
 NIT Summary: 7 appearances, 4 wins, 6 losses  
 Best Finish: Round of 32 (2012)  
 CBI: 19 (CH)  
 CBI Summary: 1 appearance, 5 wins, 1 loss

## Temple

NCAA: 44, 56 (FF), 58 (FF), 64, 67, 70, 72, 79, 84, 85, 86, 87, 88 (RR), 90, 91 (RR), 92, 93 (RR), 94, 95, 96, 97, 98, 99 (RR), 00, 01 (RR), 08, 09, 10, 11, 12, 13, 16, 19  
 NCAA Summary: 33 appearances, 33 wins, 33 losses  
 Best Finish: Final Four (1956, 1958)  
 NIT: 38 (CH), 57, 60, 61, 62, 66, 68, 69 (CH), 78, 81, 82, 89, 02, 03, 04, 05, 06, 15, 18  
 NIT Summary: 19 appearances, 26 wins, 17 losses

## Tulane

NCAA: 92, 93, 95  
 NCAA Summary: 3 appearances, 3 wins, 3 losses  
 Best Finish: Round of 32 (1992, 1993, 1995)  
 NIT: 82, 83, 94, 96, 97, 00  
 NIT Summary: 6 appearances, 7 wins, 6 losses  
 CIT: 13  
 CIT Summary: 1 appearance, 1 win, 1 loss  
 CBI: 14  
 CBI Summary: 1 appearance, 0 wins, 1 loss

## Tulsa

NCAA: 55, 82, 84, 85, 86, 87, 94, 95, 96, 97, 99, 00 (RR), 02, 03, 14, 16  
 NCAA Summary: 15 appearances, 11 wins, 15 losses  
 Best Finish: Elite Eight (2000)  
 NIT: 53, 67, 69, 81 (CH), 83, 90, 91, 01 (CH), 09, 10, 15  
 NIT Summary: 11 appearances, 11 wins, 9 losses  
 CBI: 08 (CH), 13  
 CBI Summary: 2 appearance, 5 wins, 2 losses

## Wichita State

NCAA: 64, 65, 76, 81, 85, 87, 88, 06, 12, 13, 14, 15, 16, 17, 18  
 NCAA Summary: 15 appearances, 18 wins, 16 losses  
 Best Finish: Final Four (1965, 2013)  
 NIT: 54, 62, 63, 66, 80, 84, 89, 03, 04, 05, 10, 11 (CH), 19 (FF)  
 NIT Summary: 12 appearances, 11 wins, 12 losses  
 CBI: 09  
 CBI Summary: 1 appearance, 1 win, 1 loss  
 (CH - Champions; FF - Final Four; RR - Regional Runner-Up)



# NBA PLAYERS

## AMERICAN ATHLETIC CONFERENCE PLAYERS CHOSEN IN THE NBA DRAFT

### 2018

Round	Overall	Player	Pos	School	NBA Team
1	26	Landry Shamet	G	Wichita State	Philadelphia
1	28	Jacob Evans	G/F	Cincinnati	Golden State
2	35	Melvin Frazier	G/F	Tulane	Orlando
2	54	Shake Milton	G	SMU	Philadelphia

### 2017

Round	Overall	Player	Pos	School	NBA Team
2	37	Semi Ojeleye	F	SMU	Boston
2	44	Damyean Dotson	G	Houston	New York
2	46	Sterling Brown	G/F	SMU	Philadelphia (traded to Milwaukee)

### 2016

Round	Overall	Player	Pos	School	NBA Team
2	56	Daniel Hamilton	G/F	UConn	Denver (traded to Oklahoma City)

### 2015

Round	Overall	Player	Pos	School	NBA Team
2	32	Montrezl Harrell	F	Louisville	Houston (traded to Los Angeles Clippers)

### 2014

Round	Overall	Player	Pos	School	NBA Team
1	24	Shabazz Napier	G	UConn	Charlotte (traded to Miami)
2	37	DeAndre Daniels	F	UConn	Toronto
2	47	Russ Smith	G	Louisville	Philadelphia (traded to New Orleans)

## AMERICAN ATHLETIC CONFERENCE PLAYERS IN THE NBA (as of September 2019)

Player	School	Current Team
Armoni Brooks	Houston (2016-19)	Atlanta Hawks (exhibit 10 deal)
Sterling Brown	SMU (2013-17)	Milwaukee Bucks
Troy Caupain	Cincinnati (2013-17)	Portland Trail Blazers
Gary Clark	Cincinnati (2014-18)	Houston Rockets
Aubrey Dawkins	UCF (2018-19)	New Orleans Pelicans (exhibit 10 deal)
Damyean Dotson	Houston (2015-17)	New York Knicks
Jacob Evans III	Cincinnati	Golden State Warriors
Tacko Fall	UCF (2015-19)	Boston Celtics (exhibit 10 deal)
Melvin Frazier	Tulane	Orlando Magic
Montrezl Harrell	Louisville (2012-15)	Los Angeles Clippers
Shaquille Harrison	Tulsa (2012-16)	Phoenix Suns
Daniel Hamilton	UConn (2014-16)	Los Angeles Clippers
Daquan Jeffries	Tulsa (2017-19)	Orlando Magic
Jeremiah Martin	Memphis (2015-19)	Miami Heat (exhibit 10 deal)
Shake Milton	SMU	Philadelphia 76ers
Shabazz Napier	UConn (2010-14)	Minnesota Timberwolves
Semi Ojeleye	SMU (2015-17)	Boston Celtics
Cameron Reynolds	Tulane (2013-18)	Milwaukee Bucks
Landry Shamet	Wichita State	Los Angeles Clippers

## LANDRY SHAMET



## JACOB EVANS III



## SHABAZZ NAPIER

# 2020 BASKETBALL CHAMPIONSHIP



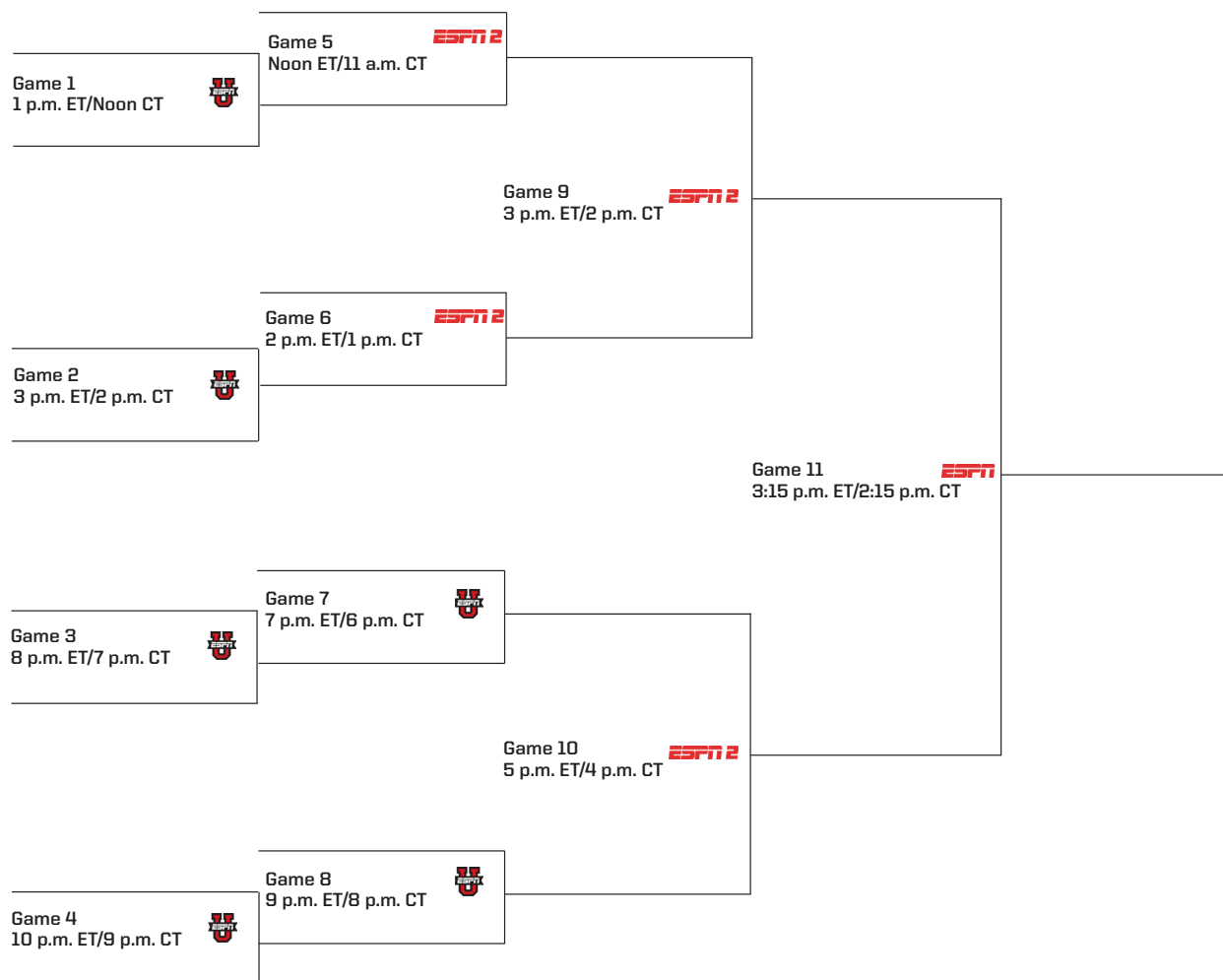
## 2020 AMERICAN ATHLETIC CONFERENCE MEN'S BASKETBALL CHAMPIONSHIP MARCH 12-15 | DICKIES ARENA | FORT WORTH, TEXAS

**FIRST ROUND**  
Thursday, March 12

**QUARTERFINALS**  
Friday, March 13

**SEMIFINALS**  
Saturday, March 14

**CHAMPIONSHIP**  
Sunday, March 15



@American\_MBB



AmericanConf



American\_Conf

Schedule subject to change

# 2020 MEN'S BASKETBALL CHAMPIONSHIP

## American Athletic Conference Championship Dickies Arena • Fort Worth, Texas March 12-15, 2020

Dickies Arena in Fort Worth, Texas, will host the 2020 American Athletic Conference Men's Basketball Championship. The facility is a brand new sporting and music venue that opened Fall 2019.

All 12 American Athletic Conference schools will participate in the 2020 championship. The format calls for four first-round games on the first day, followed by four quarterfinal match-ups, two semifinal contests and the championship game. The ESPN family of networks again will provide television and digital coverage of the tournament.

"Earning the opportunity to host the American Athletic Conference Men's Basketball Championship in addition to major NCAA wins earlier this year shows that we have quickly become a player on the national event scene," said Matt Homan, President and General Manager of Multipurpose Arena Fort Worth (MAFW), the not-for-profit operating entity of Dickies Arena. "We look forward to welcoming The American and its member institutions, as well as their student-athletes, alumni and fans to Fort Worth and to showcasing our incredible facility and city."



### **CHAMPIONSHIP SCHEDULE** **(ALL TIMES EASTERN)**

#### **Thursday, March 12 • First Round**

No. 9 seed vs. No. 8 seed	1 p.m.	ESPNU
No. 12 seed vs. No. 5 seed	3 p.m.	ESPNU
No. 10 seed vs. No. 7 seed	8 p.m.	ESPNU
No. 6 seed vs. No. 11 seed	10 p.m.	ESPNU

#### **Friday, March 13 • Quarterfinals**

8/9 winner vs. No. 1 seed	Noon	ESPN2
5/12 winner vs. No. 4 seed	2 p.m.	ESPN2
7/10 winner vs. No. 2 seed	7 p.m.	ESPNU
6/11 winner vs. No. 3 seed	9 p.m.	ESPNU

#### **Saturday, March 14 • Semifinals**

Quarterfinal winners	3 p.m.	ESPN2
Quarterfinal winners	5 p.m.	ESPN2

#### **Sunday, March 15 • Final**

Semifinal winners	3:15 p.m.	ESPN
-------------------	-----------	------

*Schedule subject to change*



## TheAmerican.org

The official website of the American Athletic Conference features up-to-date information on all facets of the league. Basketball standings, results, statistics and notes are updated as games are played. In addition, in-game scores for all basketball contests involving American Athletic Conference teams will be updated in-progress.

## Twitter, Instagram & Facebook



@American\_MBB



@American\_Conf



/AmericanConf

Fans and media members are invited to follow the latest American Athletic Conference basketball news through social media. The American Twitter feed may be accessed @American\_MBB; the official Instagram page is @American\_Conf, and the conference's official Facebook page is available at /AmericanConf.

## Email Distribution

Media members may access PDF versions of the complete daily press release, including conference and team-by-team statistics, on TheAmerican.org. Regular updates of the release will be distributed via e-mail from the conference office. To be included on the distribution list, send an e-mail request to Mike Gambardella at mgambardella@theamerican.org.

## Video Clips

The American Athletic Conference offers video highlights and clips of selected press conferences through the XOS Digital XChange FTP tool. Content is available in full broadcast-quality resolution. Contact Tom Fenstermaker (tfenstermaker@theamerican.org) for information on how to access the highlights.

## Weekly Awards

The American names a Player of the Week and Freshman of the Week each Monday morning during the season. Winners are chosen from nominations provided by conference sports information directors. The information will be available from the conference office via release as well as on the league web site.

## Annual Awards

The American Athletic Conference will name all-conference teams and individual honors for the league's Player of the Year, Defensive Player of the Year, Coach of the Year, Most Improved Player, Freshman of the Year, Sixth Man Award and Sportsmanship Award. The awards are chosen by a vote of the league's 11 head coaches at the conclusion of the regular season and will be announced in conjunction with the conference tournament.

The American Athletic Conference All-Academic Team is comprised of players who have an overall grade-point average of 3.00 or better over the previous academic year and completed at least two semesters of academic work. Basketball honorees are announced in the summer.

The American Athletic Conference Men's Basketball Scholar-Athlete of the Year was established to recognize student-athletes who have achieved success in the classroom and on the field. The winner receives a scholarship which may be applied to graduate or professional studies.



American Athletic Conference Communications  
phone 401.453.0660

Men's Basketball Contact  
Tom Fenstermaker  
Director of Communications  
email: tfenstermaker@theamerican.org  
Mobile: 336-259-1708

Bernie Cafarelli  
Associate Commissioner,  
Communications & External Relations  
email: bcafarelli@theamerican.org

Katie Ristow  
Director of  
Creative Design & Services  
email: kristow@theamerican.org

Chuck Sullivan  
Assistant Commissioner,  
Communications  
email: csullivan@theamerican.org

Tony Jones  
Assistant Director of Communications  
email: tjones@theamerican.org

Megan Erbes  
Director of Communications  
email: merbes@theamerican.org

Cory Kamerschak  
Assistant Director of  
Video & Creative Services  
email: ckamerschak@theamerican.org

Hali Oughton  
Director of Digital Media & Reporter  
email: houghton@theamerican.org