



AMERICAN

ATHLETIC CONFERENCE



2015

Baseball Media Guide

THE AMERICAN.ORG™

AMERICAN ATHLETIC CONFERENCE

15 Park Row West
Providence, R.I. 02903

TheAmerican.org
(401) 453-0660 • Communications
(401) 244-3278 • Switchboard
(401) 751-8540 • Fax

AMERICAN ATHLETIC CONFERENCE STAFF

Commissioner.....	Michael L. Aresco
Senior Associate Commissioner (Administration).....	Donna DeMarco
Senior Associate Commissioner (Broadcasting & Digital Content)	Thomas R. Odjakjian
Chief Financial Officer	John Larson
Associate Commissioner (Football)	Scott Draper
Associate Commissioner (Compliance & Governance)	Ellen Ferris
Associate Commissioner (Women's Basketball)	Barbara M. Jacobs
Associate Commissioner (Men's Basketball).....	Dan Leibovitz
Associate Commissioner (Communications).....	Megan Morgan
Associate Commissioner (Olympic Sports).....	James A. Siedliski
Assistant Commissioner (Digital Media)	Mark Hodgkin
Assistant Commissioner (Communications).....	Chuck Sullivan
Assistant Commissioner (Olympic Sports Administration)	Robert A. Weygand, Jr.
Senior Director of Compliance	Andrea Smith
Director of Football & Video Administration	Michael Costa
Director of Business Affairs	Karen Giblin
Director of Communications.....	Chevonne Mansfield
Assistant Director of Olympic Sport Administration	Pat Colbert
Assistant Director of Broadcast Scheduling	Michael A. Coyne
Branding & Event Coordinator	Catherine Carmignani
Digital Communications Coordinator	Jamie Corun
Assistant to the Commissioner	Lisa Zanechia
Executive Assistant for Administration.....	Lois DeBlois
Administrative Assistant	Wanda L. Factor
Administrative Assistant	Linda Yates
Receptionist.....	Kathy Kirkpatrick
Administrative Fellow	Alvin Hines, II
Compliance Assistant	Andrew Kappers
Communications Assistant	Miles McQuiggan
Digital Network Assistant.....	Hali Oughton
Communications Assistant	Rebecca Viscomi
Coordinator of Football Officiating.....	Terry McAulay
Coordinator of Men's Basketball Officiating	Curtis Shaw
Coordinator of Women's Basketball Officiating.....	Debbie Williamson

TABLE OF CONTENTS

The American Staff/Baseball SIDs..	2
Preseason Awards	3
American Athletic Conference	4
Commissioner Michael L. Aresco ...	5
2015 Composite Schedule.....	6-8
2015 Conference Championship.....	9
2015 NCAA Championship.....	10
On the Web.....	11
UCF	12-13
Cincinnati.....	14-15
UConn.....	16-17
East Carolina	18-19
Houston	20-21
Memphis.....	22-23
USF	24-25
Tulane	26-27
2014 Review.....	28-31
Record Book.....	32-38


AMERICAN ATHLETIC CONFERENCE BASEBALL SPORTS INFORMATION CONTACTS

School	SID Contact	Office	Email
The American	Miles McQuiggan	401-453-0660	mmcquiggan@theamerican.org
UCF	Nate Blythe	407-823-6489	nblythe@athletics.ucf.edu
Cincinnati	Alex Lange	513-556-0667	langesa@ucmail.uc.edu
UConn	Bobby Mullen	860-486-3531	robert.mullen@uconn.edu
East Carolina	Malcolm Gray	252-737-4523	graym@ecu.edu
Houston	Allison McClain	713-743-9406	ammccclai@central.uh.edu
Memphis	TBA	901-678-5108	TBA
USF	Lindsey Morrison	813-974-4029	lmorrison1@usf.edu
Tulane	Curtis Akey	504-314-7271	cakey@tulane.edu

Credits: The 2015 American Athletic Conference Baseball Media Guide was produced by Miles McQuiggan on Adobe InDesign CS6. Editorial assistance from Chuck Sullivan and Chevonne Mansfield. Special thanks to American Athletic Conference Baseball Sports Information Directors for their assistance. Photo Credits: School Sports Information Offices.

2015 AMERICAN ATHLETIC CONFERENCE PRESEASON COACHES' POLL

School (First Place Votes)	Points
1. Houston (6)	48
2. UCF (2)	41
3. East Carolina	35
4. UConn	28
5. USF	27
6. Tulane	22
7. Memphis	16
8. Cincinnati	7



IAN HAPP, CINCINNATI

2015 AMERICAN ATHLETIC CONFERENCE PRESEASON AWARD WINNERS

Preseason Player of the Year

Ian Happ, Jr., OF, Cincinnati

Preseason Pitcher of the Year

Jimmy Herget, Jr., USF



JIMMY HERGET, USF

Preseason All-Conference Team

P	Zach Rodgers, Sr., UCF
P	Jimmy Herget, Jr., USF
P	Aaron Garza, Sr., Houston
P	Andrew Lantrip, So., Houston
P	Jake Lemoine, Jr., Houston
RP	Jared Robinson, Sr., Houston
C	Max McDowell, Jr., UConn
1B	Bobby Melley, Jr., UConn
2B	Dylan Moore, Sr., UCF
3B	Connor Hollis, So., Houston
SS	Kyle Teaf, Jr., USF
OF	Ian Happ, Jr., Cincinnati
OF	Blake Davey, Sr., UConn
OF	Kyle Survance, Jr., Houston
DH	Matt Diorio, So., UCF

AMERICAN ATHLETIC CONFERENCE #AMERICANRISING

Not entirely unlike the nation that provides its namesake, the American Athletic Conference was born from an ideal in which members with ambitious goals are provided with the means to succeed in their quests for excellence.

With roots that extend to three conferences, the American Athletic Conference membership in 2014-15 consists of 11 institutions: the University of Central Florida, the University of Cincinnati, East Carolina University, the University of Connecticut, the University of Houston, the University of Memphis, the University of South Florida, Southern Methodist University, Temple University, Tulane University and the University of Tulsa. The 2015-16 season sees the U.S. Naval Academy join the ranks in football only.

Under the leadership of commissioner Mike Aresco, The American, which operated as the Big East Conference from 1979 to 2013, has immediately taken a place at the forefront of Division I athletics, with schools that have played in four Bowl Championship Series games, won four NCAA men's basketball titles since 1999, and won nine NCAA women's basketball championships since 1995.

Two American Athletic Conference football teams were ranked in the top 15 of the final 2013 Associated Press poll. Five were selected for bowl games, including UCF, which won the Tostitos Fiesta Bowl and finished the season ranked No. 10 nationally. The conference produced 14 players who received All-America recognition by a major outlet.

The American had four players chosen in the first round of the 2014 NFL Draft, trailing only the SEC and the ACC among FBS conferences. UCF quarterback Blake Bortles highlighted a group of 12 American Athletic Conference players chosen when he was taken No. 3 overall by the Jacksonville Jaguars.

The success of The American in Year 1 was not limited to the gridiron. UConn won NCAA titles in both men's and women's basketball. The conference had the best postseason winning percentage of any league in men's basketball, while The American produced top-10 teams in baseball, men's soccer and men's golf and sent half of its participating teams to the NCAA Softball Championship.

The American Athletic Conference holds television partnerships with ESPN and CBS Sports which will give the conference unprecedented national exposure. The football portion of the contract, which begins in the 2014 season, calls for nearly 90 percent of conference-controlled games on national broadcast or national cable platforms. The first American Athletic Conference Football Championship, which will be played in 2015, will be carried either on ABC or ESPN on Championship Saturday.

In men's basketball, the television deal calls for all conference-controlled games to be televised, with more than 63 percent slotted for national broadcast or national cable – a minimum of 107 games. The entire postseason tournament will be televised, including the championship game, which will be either on ABC or ESPN. Sixty percent of the American's women's basketball games will be carried on either national cable, regional sports networks or ESPN3.

American Athletic Conference teams will have access to the pinnacle of college football's postseason structure. An American representative would be chosen for the College Football Playoff semifinals if it is among the top four teams following the regular season. Otherwise, the league would place its champion in either the Cotton Bowl, Fiesta Bowl or Peach Bowl if it is ranked higher than the champions of Conference USA, the Mid-American Conference, the Mountain West Conference and the Sun Belt Conference.

Additionally, The American has announced primary or secondary partnerships with 12 bowls for the next six-year cycle, ensuring multiple annual matchups against the nation's top conferences and providing desirable postseason destinations to member institutions and their fans.

The American Athletic Conference administers to its membership from a state-of-the-art office located in Providence, R.I. The location of the conference headquarters – just steps from the city's Amtrak station and 10 minutes from T.F. Green International Airport – gives the conference easy access to its member schools.

The conference headquarters is equipped with a complete video production studio, serving as the home of the American Digital Network, and small- and large-scale meeting rooms to accommodate the many coaches' and administrators' meetings held on-site each year.

BASEBALL

The American enjoyed a tremendous first year of baseball in 2014. Two teams from the conference's inaugural season – Houston and Louisville – advanced to the Super Regionals of the NCAA tournament, with the Cardinals taking part in the College World Series. Louisville finished the year No. 6 in the *Baseball America* Top 25, while Houston was ranked No. 11.

Eight teams comprise the baseball membership of The American for the 2015 season with East Carolina and Tulane joining the conference. The Pirates and Green Wave have combined for 45 NCAA tournament appearances in the history of their programs. Both teams will feature new head coaches in 2015, with ECU alum Cliff Godwin returning to Greenville and David Pierce taking over in New Orleans.

Houston, the preseason favorite, returns a powerful collection of pitching. Senior Aaron Garza, junior Jake Lemoine and sophomore Andrew Lantrip will look to keep opposing hitters at bay, while senior Jared Robinson will anchor the back end of the bullpen for the Cougars.

UCF returns its entire starting lineup from last season as the Knights aim for their 12th NCAA tournament appearance. They won 37 games a year ago.

UConn brings back its top six hitters from 2014, along with redshirt-junior Carson Cross, who missed last year due to injury. Cross was Co-Preseason Pitcher of the Year in 2014 before missing the campaign.

USF's rotation will be anchored by the 2015 Preseason Pitcher of the Year, Jimmy Herget. The junior right-hander recorded a 1.26 ERA and 90 strikeouts in 15 starts last year.

Memphis had four road wins over ranked teams in 2014. The Tigers return their top three leaders in batting average from a year ago, plus top starter Caleb Wallingford and reliever Nolan Blackwood.

Cincinnati features Preseason Player of the Year Ian Happ, as the Bearcat outfielder embarks upon his junior campaign. Happ hit .322 in 2014 with five home runs and 27 RBIs, while going 19-for-24 on the base paths and drawing 32 walks for a .443 on-base percentage.



Michael L. Aresco Commissioner

Mike Aresco has established himself as one of the leading figures in intercollegiate sports as commissioner of the American Athletic Conference.

Aresco, who was named to his current position Aug. 14, 2012, has overseen a strategic reinvention of the conference, which has quickly become one of the premier conferences in the nation.

The American's inaugural year produced a remarkable string of accomplishments as UCF won the Tostitos Fiesta Bowl and finished the season ranked No. 10 in the Associated Press poll. UConn won NCAA titles in both men's and women's basketball as American Athletic Conference teams had the best postseason winning percentage of any conference in men's basketball. The league sent four teams to the NCAA tournament and saw SMU advance to the championship game of the NIT.

The American was the only conference to have a Bowl Championship Series win and teams in the Men's Final Four, the Women's Final Four and the College World Series in 2013-14. Teams from the conference finished in the national top 10 in football, men's basketball, women's basketball, men's soccer, baseball and men's golf.

The conference's momentum continued in 2014-15 as Memphis, UCF and Cincinnati won the league title in football, while Memphis finished the season ranked No. 25 in the final national polls, giving The American at least one team in the final top 25 for the second time in as many years. Teams from the conference faced opponents from the SEC and ACC, along with BYU, in the bowl season as The American earned wins in the Miami Beach Bowl and Armed Forces Bowl. Several of The American's basketball teams are well-positioned for NCAA tournament berths in the 2014-15 season. Early highlights includes Temple's win against Kansas, UConn's win against Florida, Cincinnati's wins against North Carolina State and San Diego State, and SMU's victories against Michigan and Wyoming during nonconference play.

The American features 11 members in the 2014-15 academic year: UCF, Cincinnati, UConn, East Carolina, Houston, Memphis, USF, SMU, Temple, Tulane and Tulsa. Navy joins in 2015-16 as a football-playing member. Among the milestones reached in Aresco's tenure have been the announcement of a conference football championship game for the first time in 2015 and the league's successful staging of its own postseason bowl game, the Miami Beach Bowl, in 2014. In the wake of the changes created by college sports realignment, Aresco moved quickly to solidify the conference, leading negotiations that resulted in the most favorable financial terms for the conference's football schools, after the withdrawal of the non-football-playing schools, as well as the 2013-14 launch of the renamed and rebranded conference.

He simultaneously led the negotiations that resulted in television contracts with ESPN and CBS Sports, which have given the conference unprecedented national exposure and branding with the two industry leaders in sports television. Aresco then quickly and successfully organized the process whereby the conference was renamed the American Athletic Conference – a name that was immediately accepted nationally – and he also oversaw the process that resulted in the confer-

ence's popular graphic identity.

He has also successfully worked with the conference schools to arrive at an equitable distribution of existing revenue for the current and new conference institutions, bringing about a period of cohesiveness that is unprecedented in the league's history. He has restructured the conference office staff to maximize efficiency and better serve the needs of the membership.

Among his other significant accomplishments on behalf of the American Athletic Conference were the spearheading of expansion efforts, which resulted in the addition of East Carolina, Tulane and Tulsa as of July 1, 2014, and Navy as a football member in 2015; launching The American Digital Network; successful site negotiations for the conference's men's and women's basketball championships; and the launching of a brand marketing campaign.

Additionally, Aresco brokered a multi-year marketing rights agreement with IMG College, the industry leader in collegiate sports marketing, and oversaw the development of The American's new football bowl lineup, which features numerous annual matchups against the nation's other top conferences. Included in that lineup is the Miami Beach Bowl – a bowl game that will be owned and operated by the American Athletic Conference in a first-of-its-kind venture.

Aresco's first months were marked by his successful efforts to ensure the conference's place within the College Football Playoff – the new system that will determine the national champion, beginning in 2014. Aresco was instrumental in securing the arrangement that will put the American Athletic Conference champion in a New Year's Day system bowl if it is the highest-ranked team among the champions of five conferences.

Aresco has played an active role in the formation of the College Football Playoff, serving on the College Football Playoff Management Committee and helping to select the 13 members of the CFP Selection Committee. Aresco also serves on the College Football Playoff Television and Site Selection committees.

In basketball, Aresco has secured the conference's participation in The Men's Basketball Officiating Consortium, L.L.C., partnering with the Big 12 Conference, Conference USA, the Ohio Valley Conference and the Southland Conference to ensure that the highest-quality game officials are assigned to American Athletic Conference contests.

Aresco is a member of the Conference Commissioners Association enforcement working group and women's basketball working group. He serves on the management committee of the College Football Playoff and the board of managers for both College Football Officiating, LLC, and Men's College Basketball, LLC. He is also a member of the FBS commissioners' media subcommittee. He is a charter member of the steering committee of the Columbia University/New York City Chapter of the National Football Foundation and serves on the board of the National Sports Marketing Network.

Aresco has been a leader in the NCAA governance redesign efforts and a strong and articulate spokesman in various forums for the integrity of the collegiate model.

Aresco came to the conference from CBS Sports where he was Executive Vice President, Programming. He was responsible for all college sports programming for CBS Sports and CBS Sports Network. Aresco oversaw the acquisition and management of CBS Sports college properties, including the NCAA Men's Basketball Championship, regular-season college basketball and football, conference basketball championship games, football bowl games and other programming. His responsibilities included game selection and scheduling, day-to-day operations, contract ne-

gotiations, identification of future acquisitions, development of programming strategies and coordination of new media and marketing initiatives.

Aresco played an integral role in the landmark deal that created the CBS Sports-Turner Broadcasting partnership, which resulted in the acquisition of the NCAA Men's Division I Basketball Championship rights through 2024. He managed the complex 14-year agreement that provides expanded national broadcast and cable coverage of the NCAA basketball championship. Aresco also was instrumental in the CBS Television Network's groundbreaking bundled rights agreement with the NCAA, which granted CBS exclusive rights to the NCAA tournament from 2003 through 2010. The 2010 NCAA Championship won a Sports Emmy in the Outstanding Playoff Coverage category. Aresco also played a key role in negotiating NCAA marketing agreements and in creating a partnership with IMG and the NCAA to assist in acquiring new NCAA corporate sponsors. He also was a significant contributor in the development of new media platforms for the NCAA Championship, including March Madness On Demand, a highly successful streaming platform.

In 2008, Aresco negotiated a historic 15-year agreement with the Southeastern Conference to televise the league's football and basketball games. The agreement also provided multiple new media rights for CBS, CBS Sports Network and CBS Interactive. He forged numerous basketball agreements with major conferences and negotiated 10-year extensions of the Army-Navy and Notre Dame-Navy football rivalries.

Aresco was the creator and executive producer of The Tony Barnhart Show and Courtside with Seth Davis, both of which aired on the CBS Sports Network. In 2004, he was appointed by the late NCAA President Myles Brand to the Basketball Partnership, a select panel whose mission was to explore ways to improve and promote college basketball.

Aresco joined CBS Sports from ESPN where he was responsible for overseeing the acquisition, scheduling and development of long-term strategies for all ESPN college sports properties. Earlier in his tenure at ESPN, he was responsible for programming a wide variety of sports properties, including College Football Association, Big Ten, and Pac-10 college football, NCAA events, including early rounds of the NCAA basketball tournament, the College World Series and various professional sports events, including thoroughbred racing, Top Rank Boxing, CFL football, Australian Rules Football, rodeo and yachting. He was the architect of ESPN's signature Thursday night college football series and helped develop ESPN's Bowl Week. He joined ESPN in 1984 as Counsel and was named Assistant General Counsel in 1988 before moving to the programming department.

Aresco is a Phi Beta Kappa graduate of Tufts University (B.A., magna cum laude, history), The Fletcher School of Law and Diplomacy at Tufts (M.A., international relations), where he held a John Moors Cabot Scholarship, and the University of Connecticut School of Law (J.D.). He practiced law privately in Hartford, Connecticut, for several years.

Aresco is a regular speaker and expert panelist at national symposiums and seminars on the topics of college athletics and sports television. He was awarded the 2013 Distinguished Graduate Award by the UConn School of Law Alumni Association and was elected to the Middletown (Connecticut) Sports Hall of Fame in January of 2015.

Aresco and his wife, Sharon, have two adult sons, Matthew, an Emmy-nominated television producer who has his own production company in Connecticut, and Brett, an actor who lives in New York City.

COMPOSITE SCHEDULE



FEBRUARY

13	Cincinnati vs. Miami (Ohio) (Starkville, Miss.)	3 p.m.
	Virginia at East Carolina	3 p.m.
	Memphis at Oral Roberts	4 p.m.
	Tulane at Pepperdine	5 p.m.
	Siena at UCF	6:30 p.m.
	UConn at Florida Atlantic	6:30 p.m.
	USF vs. Cal State Fullerton (Clearwater, Fla.)	7 p.m.
	Cincinnati at Mississippi State	7:30 p.m.
	Minnesota at Houston	7:30 p.m.
14	Virginia at East Carolina	2 p.m.
	Memphis at Oral Roberts	3 p.m.
	Siena at UCF	4 p.m.
	UConn at Florida Atlantic	4 p.m.
	Tulane at Pepperdine	4 p.m.
	USF vs. Louisville (Clearwater, Fla.)	6 p.m.
	Cincinnati at Mississippi State	7:30 p.m.
	Minnesota at Houston	7:30 p.m.
15	UConn at Florida Atlantic	Noon
	Virginia at East Carolina	Noon
	Siena at UCF	1 p.m.
	Cincinnati at Mississippi State	2 p.m.
	Minnesota at Houston	2 p.m.
	Memphis at Oral Roberts	2 p.m.
	USF vs. Alabama State (Clearwater, Fla.)	3 p.m.
	Tulane at Pepperdine	4 p.m.
17	Bethune-Cookman at UCF	6:30 p.m.
	Texas Southern at Houston	7:30 p.m.
18	East Carolina at Old Dominion	3 p.m.
	Florida at USF	6:30 p.m.
	Tulane at Southeastern Louisiana	7 p.m.
20	Memphis vs. Eastern Illinois (Conway, Ark.)	2 p.m.
	UCF vs. Arkansas (Mobile, Ala.)	3 p.m.
	St. John's at East Carolina	4 p.m.
	Wagner at USF	6:30 p.m.
	Alabama at Houston	7:30 p.m.
	San Francisco at Tulane	7:30 p.m.
	Cincinnati at Santa Clara	9 p.m.
21	Memphis vs. Eastern Illinois (Conway, Ark.)	2 p.m.
	UCF vs. Maryland (Mobile, Ala.)	3 p.m.
	UConn vs. Siena (Port St. Lucie, Fla.)	3:30 p.m.
	Michigan at East Carolina	4 p.m.
	Memphis at Central Arkansas	5 p.m.
	San Francisco at Tulane	5 p.m.
	Cincinnati at Santa Clara	6 p.m.
	Wagner at USF	6:30 p.m.
	Alabama at Houston	7:30 p.m.
	Cincinnati at Santa Clara	9 p.m.
22	UConn vs. Siena (Port St. Lucie, Fla.)	1 p.m.
	Alabama at Houston	1 p.m.
	Wagner at USF	1 p.m.
	San Francisco at Tulane	2 p.m.
	UCF at South Alabama	3 p.m.
	Liberty at East Carolina	3 p.m.
23	UConn vs. Siena (Port St. Lucie, Fla.)	Noon
24	Mississippi Valley State at Memphis	5 p.m.
	FGCU at USF	6:30 p.m.
	Houston at Texas State	7 p.m.
	Tulane at New Orleans	7:30 p.m.
25	Old Dominion at East Carolina	3 p.m.
	UCF at Bethune-Cookman	6 p.m.
	New Orleans at Tulane	7:30 p.m.
27	Cincinnati vs. Iowa (Cary, N.C.)	1 p.m.
	UConn at Kennesaw State	4 p.m.
	Saint Louis at Memphis	5 p.m.
	East Carolina vs. Notre Dame (Cary, N.C.)	5:30 p.m.
	Mississippi at UCF	6:30 p.m.
	High Point at USF	6:30 p.m.
	Columbia at Houston	7:30 p.m.
	Creighton at Tulane	7:30 p.m.

28

Cincinnati vs. Penn State (Cary, N.C.)	12:30 p.m.
UConn at Kennesaw State	1 p.m.
Saint Louis at Memphis	3 p.m.
Columbia at Houston	3:30 p.m.
Mississippi at UCF	4 p.m.
East Carolina vs. North Carolina State (Cary, N.C.)	5 p.m.
Creighton at Tulane	5 p.m.
High Point at USF	6:30 p.m.
Columbia at Houston	7:30 p.m.

MARCH

1	Mississippi at UCF	11:30 a.m.
	Cincinnati vs. Seattle (Cary, N.C.)	Noon
	UConn at Kennesaw State	Noon
	High Point at USF	1 p.m.
	Columbia at Houston	2 p.m.
	Saint Louis at Memphis	2 p.m.
	Creighton at Tulane	2 p.m.
	East Carolina vs. Richmond (Cary, N.C.)	2:30 p.m.
3	Xavier at Cincinnati	3 p.m.
	USF at Florida State	Noon
	East Carolina at North Carolina State	6 p.m.
	Florida at UCF	6:30 p.m.
	Tulane at Nicholls State	7 p.m.
	Houston Baptist at Houston	7:30 p.m.
4	USF at Florida State	4 p.m.
	Memphis at Belmont	5 p.m.
	UCF at Florida	7 p.m.
6	Niagara at Cincinnati	4 p.m.
	UConn at FIU	6 p.m.
	Columbia at UCF	6:30 p.m.
	Monmouth at East Carolina	6:30 p.m.
	Seton Hall at USF	6:30 p.m.
	Samford at Memphis	7:30 p.m.
	Gonzaga at Tulane	7:30 p.m.
	Houston vs. LSU (Minute Maid Park)	8 p.m.
7	Niagara at Cincinnati	1 p.m.
	Samford at Memphis	3 p.m.
	Gonzaga at Tulane	3 p.m.
	Columbia at UCF	4 p.m.
	UConn at FIU	4 p.m.
	Monmouth at East Carolina	4 p.m.
	Seton Hall at USF	6:30 p.m.
	Houston vs. Texas A&M (Minute Maid Park)	8 p.m.
8	UConn at FIU	11 a.m.
	Columbia at UCF	1 p.m.
	Niagara at Cincinnati	1 p.m.
	Monmouth at East Carolina	1 p.m.
	Seton Hall at USF	1 p.m.
	Samford at Memphis	2 p.m.
	Gonzaga at Tulane	2 p.m.
	Houston vs. Hawaii (Minute Maid Park)	7 p.m.
10	UConn at Sacred Heart	3 p.m.
	Cincinnati at Kentucky	4 p.m.
	UCF at Florida State	6 p.m.
	Campbell at East Carolina	6:30 p.m.
	Houston at Sam Houston State	7:30 p.m.
	Middle Tennessee at Memphis	7:30 p.m.
11	UCF at Florida State	4 p.m.
	USF at Bethune-Cookman	6 p.m.
	UNC Greensboro at East Carolina	6:30 p.m.
	Tulane at Southern Miss	7 p.m.
	Middle Tennessee vs. Memphis (Jackson, Tenn.)	7:30 p.m.
13	Toledo at Cincinnati	4 p.m.
	East Carolina at Elon	4 p.m.
	UConn at Furman	5 p.m.
	Fairfield at UCF	6:30 p.m.
	Florida A&M at USF	6:30 p.m.
	Buffalo at Houston	7:30 p.m.
	Eastern Illinois at Memphis	7:30 p.m.
	Xavier at Tulane	7:30 p.m.

14	Toledo at Cincinnati.....	1 p.m.	29	Houston at UCF *.....	1 p.m.
	UConn vs. USC Upstate (Greenville, N.C.).....	1 p.m.		Memphis at East Carolina *.....	1 p.m.
	East Carolina at Elon.....	2 p.m.		Cincinnati at USF *.....	1 p.m.
	Eastern Illinois at Memphis.....	3 p.m.		UConn at Tulane *.....	2 p.m.
	Xavier at Tulane.....	3 p.m.			
	Fairfield at UCF.....	4 p.m.	31	Boston College at UConn.....	3 p.m.
	Florida A&M at USF.....	6:30 p.m.		Tulane at UNC Wilmington.....	6 p.m.
	Buffalo at Houston.....	7:30 p.m.		Florida Atlantic at UCF.....	6:30 p.m.
15	UConn vs. Michigan State (Greenville, N.C.).....	11 a.m.		Cincinnati at Wright State.....	6:30 p.m.
	Buffalo at Houston.....	Noon		USF at Stetson.....	6:30 p.m.
	Fairfield at UCF.....	1 p.m.		Houston at Baylor.....	7:30 p.m.
	Toledo at Cincinnati.....	1 p.m.		Mississippi at Memphis (AutoZone Park).....	7:30 p.m.
	Florida A&M at USF.....	1 p.m.			
	Xavier at Tulane.....	1 p.m.	APRIL		
	East Carolina at Elon.....	1:30 p.m.	2	USF at UConn *.....	3 p.m.
	Eastern Illinois at Memphis.....	2 p.m.		UCF at Cincinnati *.....	6 p.m.
17	UCF at Bethune-Cookman.....	6 p.m.		Tulane at East Carolina *.....	6:30 p.m.
	UConn at Wake Forest.....	6 p.m.		Houston at Memphis *.....	7:30 p.m.
	Princeton at East Carolina.....	6:30 p.m.	3	USF at UConn *.....	3 p.m.
	Stetson at USF.....	6:30 p.m.		UCF at Cincinnati *.....	6 p.m.
	Rice at Houston.....	7:30 p.m.		Tulane at East Carolina *.....	6:30 p.m.
	Arkansas State at Memphis.....	7:30 p.m.		Houston at Memphis *.....	7:30 p.m.
	Southeastern Louisiana at Tulane.....	7:30 p.m.	4	UCF at Cincinnati *.....	Noon
18	Princeton at East Carolina.....	6:30 p.m.		Tulane at East Carolina *.....	Noon
	FIU at USF.....	6:30 p.m.		USF at UConn *.....	1 p.m.
	Cincinnati at Nevada.....	7 p.m.		Houston at Memphis *.....	1 p.m.
	UConn at William & Mary.....	7 p.m.	6	Hartford at UConn.....	3 p.m.
19	Cincinnati at Nevada.....	7 p.m.	7	Northeastern at UConn.....	3 p.m.
20	UConn vs. Fordham (South Orange, N.J.).....	1 p.m.		East Carolina at Campbell.....	6 p.m.
	UConn at Seton Hall.....	4:30 p.m.		USF at FIU.....	6 p.m.
	USF at Illinois.....	5 p.m.		Jacksonville at UCF.....	6:30 p.m.
	Presbyterian at UCF.....	6:30 p.m.		Houston at Louisiana-Lafayette.....	7 p.m.
	VCU at East Carolina.....	6:30 p.m.		Mississippi State at Memphis (AutoZone Park).....	7:30 p.m.
	Cincinnati at Nevada.....	7 p.m.		Nicholls State at Tulane.....	7:30 p.m.
	Alcorn State at Memphis.....	7:30 p.m.	8	Cincinnati at Indiana.....	6 p.m.
	Houston at New Mexico.....	8 p.m.	10	Memphis at Cincinnati *.....	6 p.m.
	Tulane at UC Riverside.....	9 p.m.		UConn at UCF *.....	6:30 p.m.
21	UConn at Seton Hall.....	1 p.m.		East Carolina at USF *.....	6:30 p.m.
	USF at Illinois.....	2 p.m.		Tulane at Houston *.....	7:30 p.m.
	Alcorn State at Memphis.....	3 p.m.	11	Tulane at Houston *.....	3 p.m.
	Presbyterian at UCF.....	4 p.m.		UConn at UCF *.....	4 p.m.
	Cincinnati at Nevada.....	4 p.m.		Memphis at Cincinnati *.....	6 p.m.
	VCU at East Carolina.....	4 p.m.		East Carolina at USF *.....	6:30 p.m.
	Houston at New Mexico.....	4 p.m.	12	East Carolina at USF *.....	12:30 p.m.
	Tulane at UC Riverside.....	4 p.m.		UConn at UCF *.....	1 p.m.
22	Presbyterian at UCF.....	1 p.m.		Memphis at Cincinnati *.....	1 p.m.
	VCU at East Carolina.....	1 p.m.		Tulane at Houston *.....	2 p.m.
	Alcorn State at Memphis.....	2 p.m.	14	UConn at Fairfield.....	3:30 p.m.
	USF at Illinois.....	2 p.m.		UNC Wilmington at East Carolina.....	6:30 p.m.
	Tulane at UC Riverside.....	2 p.m.		Stetson at USF.....	6:30 p.m.
	Houston at New Mexico.....	3 p.m.		Xavier at Cincinnati.....	7 p.m.
24	UConn at Yale.....	3:30 p.m.		Memphis at Austin Peay.....	7 p.m.
	East Carolina at UNC Wilmington.....	6 p.m.		Houston at Rice.....	7:30 p.m.
	UCF at Jacksonville.....	6:30 p.m.		Southern Miss at Tulane.....	7:30 p.m.
	USF at FGCU.....	6:30 p.m.	15	UConn at Bryant.....	3 p.m.
	Lamar at Houston.....	7:30 p.m.		UCF at Miami (Fla.).....	6 p.m.
	Memphis vs. Arkansas (North Little Rock, Ark.).....	7:30 p.m.		Miami (Ohio)/Wright State at Cincinnati.....	7 p.m.
	LSU at Tulane.....	7:30 p.m.	17	East Carolina at UConn *.....	3 p.m.
25	UConn at Central Connecticut.....	3 p.m.		Cincinnati at Houston *.....	7:30 p.m.
	Cincinnati at Tennessee.....	6 p.m.		USF at Memphis *.....	7:30 p.m.
	High Point at East Carolina.....	6:30 p.m.		UCF at Tulane *.....	7:30 p.m.
	Arkansas at Memphis (AutoZone Park).....	6:30 p.m.	18	East Carolina at UConn *.....	1 p.m.
27	Houston at UCF *.....	6:30 p.m.		UCF at Tulane *.....	3 p.m.
	Memphis at East Carolina *.....	6:30 p.m.		USF at Memphis *.....	3 p.m.
	Cincinnati at USF *.....	7 p.m.		Cincinnati at Houston *.....	7:30 p.m.
	UConn at Tulane *.....	7:30 p.m.	19	East Carolina at UConn *.....	Noon
28	UConn at Tulane *.....	3 p.m.		Cincinnati at Houston *.....	2 p.m.
	Houston at UCF *.....	4 p.m.		USF at Memphis *.....	2 p.m.
	Memphis at East Carolina *.....	4 p.m.		UCF at Tulane *.....	2 p.m.
	Cincinnati at USF *.....	6 p.m.			

COMPOSITE SCHEDULE



21	Massachusetts at UConn.....	3 p.m.
	Louisville at Cincinnati.....	6 p.m.
	North Florida at UCF.....	6:30 p.m.
	North Carolina State at East Carolina.....	6:30 p.m.
	Belmont at Memphis.....	6:30 p.m.
	Houston at McNeese State.....	7 p.m.
	Tulane at LSU.....	7:30 p.m.
22	Cincinnati at Xavier.....	3 p.m.
	UMass Lowell at UConn.....	3 p.m.
	Duke at East Carolina.....	6:30 p.m.
	Bethune-Cookman at USF.....	6:30 p.m.
	Memphis at Mississippi.....	7:30 p.m.
24	Memphis at UConn *.....	3 p.m.
	Tulane at Cincinnati *.....	6 p.m.
	UCF at East Carolina *.....	6:30 p.m.
	Houston at USF *.....	6:30 p.m.
25	Memphis at UConn *.....	1 p.m.
	UCF at East Carolina *.....	4 p.m.
	Tulane at Cincinnati *.....	6 p.m.
	Houston at USF *.....	6:30 p.m.
26	UCF at East Carolina *.....	11 a.m.
	Tulane at Cincinnati *.....	Noon
	Memphis at UConn *.....	1 p.m.
	Houston at USF *.....	1 p.m.
28	Sam Houston State at Houston.....	7:30 p.m.
	Memphis at Arkansas State.....	7:30 p.m.
	Southeastern Louisiana at Tulane.....	7:30 p.m.
29	Holy Cross at UConn.....	3 p.m.

MAY

1	USF at UCF *.....	6:30 p.m.
	UConn at East Carolina *.....	6:30 p.m.
	Houston at Tulane *.....	7 p.m.
	Cincinnati at Memphis *.....	7:30 p.m.
2	Cincinnati at Memphis *.....	3 p.m.
	Houston at Tulane *.....	3 p.m.
	USF at UCF *.....	4 p.m.
	UConn at East Carolina *.....	4 p.m.
3	USF at UCF *.....	1 p.m.
	UConn at East Carolina *.....	1 p.m.
	Cincinnati at Memphis *.....	2 p.m.
	Houston at Tulane *.....	2 p.m.
5	USF at Florida.....	7 p.m.
	McNeese State at Houston.....	7:30 p.m.
6	Ohio State at Cincinnati.....	6 p.m.
	UCF at Florida Atlantic.....	6:30 p.m.
8	Memphis at UCF *.....	6:30 p.m.
	East Carolina at Houston *.....	7:30 p.m.
	USF at Tulane *.....	7:30 p.m.
	Cincinnati at UConn *.....	TBD
9	Cincinnati at UConn *.....	2 p.m.
	USF at Tulane *.....	3 p.m.
	Memphis at UCF *.....	4 p.m.
	East Carolina at Houston *.....	7:30 p.m.
10	Memphis at UCF *.....	11 a.m.
	Cincinnati at UConn *.....	1 p.m.
	East Carolina at Houston *.....	1 p.m.
	USF at Tulane *.....	2 p.m.
12	UConn at Rhode Island.....	3:30 p.m.
	UCF at North Florida.....	6 p.m.
	USF at Jacksonville.....	6 p.m.
	Elon at East Carolina.....	6:30 p.m.
	Houston vs. Rice (Sugar Land, Texas).....	7:30 p.m.
	Memphis vs. Tennessee-Martin (Millington, Tenn.) ...	7:30 p.m.

14	East Carolina at Cincinnati *.....	6 p.m.
	UCF at USF *.....	6:30 p.m.
	UConn at Houston *.....	7:30 p.m.
	Memphis at Tulane *.....	7:30 p.m.
15	East Carolina at Cincinnati *.....	6 p.m.
	UCF at USF *.....	6:30 p.m.
	UConn at Houston *.....	7:30 p.m.
	Memphis at Tulane *.....	7:30 p.m.
16	East Carolina at Cincinnati *.....	1 p.m.
	UCF at USF *.....	1 p.m.
	UConn at Houston *.....	2 p.m.
	Memphis at Tulane *.....	2 p.m.

19-24 American Athletic Conference Championship
(Clearwater, Fla.)

MAY/JUNE

29-1 NCAA Regionals (Campus Sites)

JUNE

5-8 NCAA Super Regionals (Campus Sites)

13-24 College World Series (Omaha, Neb.)

* = Conference game

All times are Eastern and subject to change

2015 AMERICAN ATHLETIC CONFERENCE BASEBALL CHAMPIONSHIP



The 2015 American Athletic Conference Baseball Championship will be hosted at Bright House Field in Clearwater, Florida. The championship will take place May 19-24. The final will be televised on ESPNU. Additional coverage of the championship will be provided by The American Digital Network.

Bright House Field, which is regarded as one of the finest minor league playing and practice facilities in the nation, is no stranger to collegiate baseball after hosting last year's American Athletic Conference Championship and seven Big East Championships. The site first hosted the conference tournament in 2006 and was the league's championship destination for seven of the last eight years.

Bright House Field serves as the spring training site for the Philadelphia Phillies, and it has housed the Phillies' Florida State League affiliate Clearwater Threshers since the facility opened in 2004.

The stadium's seating capacity is 8,500. The outfield dimensions measure 329 feet down the left field line, 408 feet to center, and 330 down the right field line. The \$25 million facility features a 360-degree main concourse, grass berm seating, group picnic areas, a children's play area and a state-of-the-art video scoreboard. In addition to a major-league quality playing field, the facility also houses the Carpenter Complex – an adjacent four-diamond practice complex, which allows teams to take full-field batting practice while a game is taking place in the stadium.

All eight teams will qualify for the 2015 American Athletic Conference Championship, which will utilize a double-elimination format in two brackets, leading up to the May 24 final, which will be televised at noon on ESPNU.

Houston won the 2014 American Athletic Conference Championship, as the No. 3-seeded Cougars downed No. 1 Louisville 10-4 to capture the conference's automatic qualifier into the NCAA tournament. The Cougars advanced to the Super Regionals after their victory in the conference championship game.



Championship Schedule

Tuesday, May 19 (coverage TBA)

Game 1 – No. 5 seed vs. No. 4 seed	3 p.m.
Game 2 – No. 8 seed vs. No. 1 seed	7 p.m.

Wednesday, May 20 (American Digital Network)

Game 3 – No. 7 seed vs. No. 2 seed	11 a.m.
Game 4 – No. 6 seed vs. No. 3 seed	3 p.m.
Game 5 – Loser of Game 1 vs. Loser of Game 2	7 p.m.

Thursday, May 21 (American Digital Network)

Game 6 – Loser of Game 3 vs. Loser of Game 4	11 a.m.
Game 7 – Winner of Game 1 vs. Winner of Game 2	3 p.m.
Game 8 – Winner of Game 3 vs. Winner of Game 4	7 p.m.

Friday, May 22 (American Digital Network)

Game 9 – Loser of Game 7 vs. Winner of Game 5	11 a.m.
Game 10 – Loser of Game 8 vs. Winner of Game 6	3 p.m.

Saturday, May 23 (American Digital Network)

Game 11 – Winner of Game 7 vs. Winner of Game 9	10 a.m.
Game 12 – Winner of Game 8 vs. Winner of Game 10	1 p.m.
Game 13 – Loser of Game 11 vs. Winner of Game 11	4:30 p.m. [^]
Game 14 – Loser of Game 12 vs. Winner of Game 12	7:30 p.m. [^]

Sunday, May 24 (ESPNU)

Game 15 – Semifinal winners (Final)	Noon
-------------------------------------	------

[^] - If Necessary
All times Eastern

2015 NCAA DIVISION I BASEBALL CHAMPIONSHIP

The winner of the the American Athletic Conference championship title will receive the league's automatic bid to the 64-team NCAA Division I Baseball Championship.

The College World Series features the top eight teams in the nation squaring off in a double-elimination tournament format, all vying for the NCAA Division I Baseball Championship. Sixty-four teams will enter the qualifying bracket, with 30 teams receiving automatic bids and the remaining 34 at-large selections by the Division I Baseball Committee. Regional competition will be held May 29-June 1 on campus sites, with the Super Regionals following the next weekend on eight campus sites. June 13-24, 2015 will mark the 69th annual NCAA College World Series, the premier event for college baseball held annually at TD Ameritrade Park in Omaha, Nebraska.

AMERICAN ATHLETIC CONFERENCE TEAM NCAA CHAMPIONSHIP APPEARANCES

School	NCAA Appearances
UCF	11 (11-22, Last in 2012)
Cincinnati	5 (4-9, Last in 1974)
UConn	17 (29-35, Last in 2011, 5 College World Series)
East Carolina	26 (31-53, Last in 2012)
Houston	19 (38-42-1, Last in 2014, 2 College World Series)
Memphis	5 (8-10, Last in 2007)
USF	10 (9-20, Last in 2012)
Tulane	19 (35-40, Last in 2008, 2 College World Series)
Total	112 (165-231-1 Overall, 9 College World Series)



2015 NCAA DIVISION I BASEBALL CHAMPIONSHIP SCHEDULE

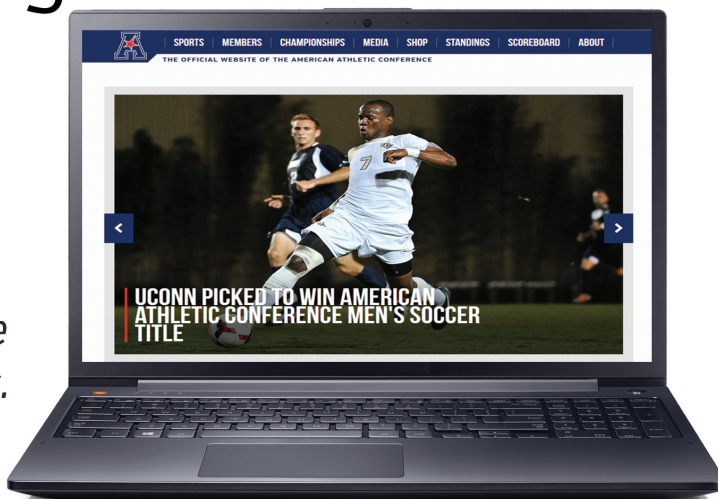
Regionals	Campus Sites	May 29 - June 1
Super Regionals	Campus Sites	June 5-8
College World Series	TD Ameritrade Park Omaha, Neb.	June 13-24

Digital Media

TheAmerican.org

THEAMERICAN.ORG

The official website of the American Athletic Conference features up-to-date information on all facets of the league. Standings, results, statistics and notes plus on-demand video make it a one-stop-shop for league fans.



Live Coverage

TheAmerican Digital Network provides live high-definition video streams of select untelevised championships as well as special conference events. Streams are available on all mobile devices completely free of charge. Visit TheAmerican.org/Watch

Social Media

The American's social handles are the place to turn for fun, interactive coverage of the conference. Get behind the scenes info, photos and video on Twitter, Facebook, Instagram, Pinterest and YouTube.

#AMERICANRISING



[@American_Conf](#)
[@American_Champs](#)
[@American_FB](#)
[@American_MBB](#)
[@American_WBB](#)
[@American_MSoc](#)
[@American_WSoc](#)
[@AmericanXCTrack](#)
[@American_VBall](#)
[@American_Swim](#)
[@American_Tenn](#)
[@American_MWGolf](#)
[@American_Rowing](#)
[@American_SBall](#)
[@American_BSB](#)



fb.com/AmericanConf



[@American_Conf](#)



[/AmericanAthleticConf](#)





HEAD COACH
TERRY ROONEY

Radford '96

Career Record/Years
204-150/Six Years

Record at UCF/Years
204-150/Six Years



SENIOR
DYLAN
MOORE



SENIOR
ZACH
RODGERS

QUICK FACTS

Location: Orlando, Fla.

Founded: 1963

Enrollment: 60,000

Nickname: Knights

Colors: Black & Gold

President: Dr. John C. Hitt

Director of Athletics: Todd Stansbury

Baseball Office Phone: (407) 823-0140

Assistant Coaches: Kevin Schnall, Ryan Klosterman, Kyle Sprague

2014 Overall Record: 36-23

2014 American Record/Finish: 17-7/2nd

Position Starters Returning/Lost: 8/0

Pitchers Returning/Lost: 10/7

Letterwinners Returning/Lost: 25/10

Newcomers: 6

Baseball Contact: Nate Blythe

Phone: (407) 823-6489

E-mail: nblythe@athletics.ucf.edu

Web site: www.UCFKnights.com

Twitter: @UCF_Baseball

2015 SCHEDULE

FEBRUARY

13	Siena	6:30 p.m.
14	Siena	4 p.m.
15	Siena	1 p.m.
17	Bethune-Cookman	6:30 p.m.
20	vs. Arkansas ¹	3 p.m.
21	vs. Maryland ¹	3 p.m.
22	at South Alabama	3 p.m.
25	at Bethune-Cookman	6 p.m.
27	Mississippi	6:30 p.m.
28	Mississippi	4 p.m.

MARCH

1	Mississippi	11:30 a.m.
3	Florida	6:30 p.m.
4	at Florida	7 p.m.
6	Columbia	6:30 p.m.
7	Columbia	4 p.m.
8	Columbia	1 p.m.
10	at Florida State	6 p.m.
11	at Florida State	4 p.m.
13	Fairfield	6:30 p.m.
14	Fairfield	4 p.m.
15	Fairfield	1 p.m.
17	at Bethune-Cookman	6 p.m.
20	Presbyterian	6:30 p.m.
21	Presbyterian	4 p.m.
22	Presbyterian	1 p.m.
24	at Jacksonville	6:30 p.m.
27	Houston *	6:30 p.m.
28	Houston *	4 p.m.
29	Houston *	1 p.m.
31	Florida Atlantic	6:30 p.m.

APRIL

2	at Cincinnati *	6 p.m.
3	at Cincinnati *	6 p.m.
4	at Cincinnati *	Noon
7	Jacksonville	6:30 p.m.
10	UConn *	6:30 p.m.
11	UConn *	4 p.m.
12	UConn *	1 p.m.
15	at Miami (Fla.)	6 p.m.
17	at Tulane *	7:30 p.m.
18	at Tulane *	3 p.m.
19	at Tulane *	2 p.m.
21	North Florida	6:30 p.m.
24	at East Carolina *	6:30 p.m.
25	at East Carolina *	4 p.m.
26	at East Carolina *	11 a.m.

MAY

1	USF *	6:30 p.m.
2	USF *	4 p.m.
3	USF *	1 p.m.
6	at Florida Atlantic	6:30 p.m.
8	Memphis *	6:30 p.m.
9	Memphis *	4 p.m.
10	Memphis *	11 a.m.
12	at North Florida	6 p.m.
14	at USF *	6:30 p.m.
15	at USF *	6:30 p.m.
16	at USF *	1 p.m.

¹ - Mobile, Ala.

All times Eastern and subject to change
Asterisk denotes American Athletic Conference game

2015 ROSTER

No.	Name	Pos.	Cl.	B/T	Ht.	Wt.	Hometown/Previous School
35	Jason Bahr	RHP	R-Fr.	R/R	6-5	200	Longwood, Fla./Lake Mary
10	Erik Barber	OF	Sr.	R/R	5-7	192	Lakeland, Fla./Lakeland
12	Sam Bates	IF	Jr.	L/R	6-0	180	Oviedo, Fla./Daytona State
27	Spencer Davis	RHP	R-Sr.	R/R	6-5	225	The Woodlands, Texas/Howard J.C.
30	Matt Diorio	C/OF	So.	L/R	6-1	201	Staten Island, N.Y./Moore Catholic
11	Dalton Duty	OF	So.	L/R	5-11	187	Palatka, Fla./Palatka
40	Drew Faintich	LHP	So.	L/L	6-3	234	Tallahassee, Fla./North Florida Christian
4	Cre Finrock	RHP	Fr.	S/R	6-0	185	Jensen Beach, Fla./Martin County
3	Kam Gellinger	INF	Sr.	L/R	6-1	183	Cape Coral, Fla./Island Coast
15	Tyler Hayden	INF	So.	R/R	6-4	211	Oviedo, Fla./Oviedo
43	Eric Hepple	RHP	Fr.	R/R	6-1	212	Coral Springs, Fla./Coral Springs
23	Logan Heiser	C	Fr.	R/R	5-9	185	Jupiter, Fla./Jupiter
41	Robby Howell	RHP	So.	R/R	6-3	223	Fort White, Fla./Fort White
2	Dylan Moore	INF	Sr.	R/R	6-0	187	Yorba Linda, Calif./Cypress College
38	Joe Marotta	RHP	Sr.	R/R	5-11	169	Port Saint Lucie, Fla./College of Central Florida
22	Kyle Marsh	RHP/INF	Fr.	R/R	6-0	191	Port Orange, Fla./Spruce Creek
44	Ryan Meyer	RHP	R-Jr.	R/R	6-6	202	Oviedo, Fla./Oviedo
5	Brooks Morgan	INF	So.	R/R	6-1	196	Gainesville, Fla./Buchholz
20	Josh Moser	OF/C	Fr.	L/R	6-2	185	Fleming Island, Fla./Fleming Island
28	Tanner Olson	RHP	Sr.	R/R	6-4	233	Ferndale, Wash./Skagit Valley College
24	Kyle Perkins	C	So.	R/R	6-1	181	Wellington, Fla./Palm Beach Central
39	Zach Rodgers	RHP	Sr.	R/R	5-11	180	Glendale, Ariz./Cochise College
36	Brad Rowley	RHP	Fr.	R/R	6-0	195	Stuart, Fla./Martin County
17	Derrick Salberg	OF	Sr.	L/L	6-0	188	Kelso, Wash./Lower Columbia College
29	Jordan Savinon	C	Sr.	L/R	6-2	212	Clearwater, Fla./St. Petersburg College
25	Pat Stephens	RHP/C	Fr.	R/R	5-11	185	Orlando, Fla./Orlando Christian
32	Parker Thomas	LHP	Sr.	L/L	6-0	204	Richmond, Texas/Weatherford College
42	Trent Thompson	RHP	So.	R/R	6-3	244	Tampa, Fla./Berkeley Prep
16	Sam Tolleson	OF	Sr.	R/R	6-3	197	Houston, Texas/Cypress College
34	Mitchell Tripp	RHP	R-Jr.	R/R	6-1	221	Bellingham, Wash./Lower Columbia College
13	James Vasquez	INF	Sr.	L/L	6-0	232	Palm City, Fla./Martin County
18	Eugene Vazquez	OF	So.	L/L	6-2	201	Orlando, Fla./Timber Creek
14	Tommy Williams	INF	Sr.	R/R	6-2	197	North Palm Beach, Fla./Palm Beach Gardens
6	JoMarcos Woods	OF	Sr.	L/L	5-6	169	Orlando, Fla./The First Academy

KNIGHTS NOTEBOOK

- The 2015 Knights are an experienced group with 16 four-year players, including eight starting position players. There are 13 seniors and three redshirt juniors on the squad
- Senior Tommy Williams, a first team all-conference member last year, comes back after driving in a 45 runs and blasting a league-high 12 homers.
- Senior pitcher Zach Rodgers tallied a team-best 1.36 ERA with a 7-1 mark and 52 strikeouts in 89.1 innings of work to be recognized as second team all-conference in 2014.
- A pair of offensive catalysts in senior James Vasquez and Dylan Moore were tabbed to the league's second team. Vasquez drove in a team-best 54 runs, including eight homers, while Moore added 35 RBI and hit .310.
- UCF welcomes a top 30 recruiting class in freshmen Cre Finrock, Logan Heiser, Eric Hepple, Kyle Marsh, Josh Moser, Brad Rowley and Pat Stephens. Finrock, Marsh, Rowley and Stephens were all Perfect Game Top 500 Recruits.



SENIOR JAMES VASQUEZ



JAY BERGMAN FIELD
CAPACITY - 3,600



2014 STATISTICS

Player	AVG	GP	GS	AB	R	H	2B	3B	HR	RBI	TBSLG%	BB	HBP	SO	GDP	OB%	SF	SH	SB	ATT	PO	A	E	FLD%	
13 VASQUEZ, James	.340	58	58	206	41	70	11	1	8	56	107	519	30	13	20	0	.445	5	5	1	1	511	43	8	.986
2 MOORE, Dylan	.310	56	56	232	47	72	17	0	2	35	95	409	22	11	25	2	.387	6	4	10	14	101	186	3	.990
17 SALBERG, Derrick	.310	50	50	216	42	67	6	0	1	26	76	.352	14	4	29	2	.360	2	4	12	15	116	2	1	.992
10 BARBER, Erik	.302	45	45	162	41	49	9	2	6	30	80	.494	22	14	45	1	.423	3	7	5	11	96	3	1	.990
14 WILLIAMS, Tommy	.263	58	58	224	37	59	8	1	12	45	105	.469	25	7	52	0	.350	4	0	16	24	75	147	16	.933
29 SAVINON, Jordan	.233	58	53	193	21	45	9	0	2	22	60	.311	18	4	40	2	.310	1	6	1	3	336	32	9	.976
6 WOODS, JoMarcos	.231	56	53	173	28	40	3	1	0	13	45	.260	28	4	26	1	.346	3	20	12	18	152	4	1	.994
3 GELLINGER, Kam	.227	56	55	194	26	44	2	1	1	14	51	.263	21	3	52	0	.309	2	10	7	9	33	120	12	.927

30 DIORIO, Matt	.298	34	27	104	14	31	5	1	1	18	41	.394	9	1	21	0	.357	1	0	1	1	0	0	0	.000
16 TOLLESON, Sam	.286	38	29	112	17	32	4	0	3	21	45	.402	9	6	22	2	.362	3	2	2	3	20	0	0	1.000
5 MORGAN, Brooks	.244	20	10	41	5	10	1	0	0	4	11	.268	5	1	9	0	.340	0	3	0	0	11	17	0	1.000
18 VAZQUEZ, Eugene	.231	5	4	13	2	3	0	0	0	1	3	.231	1	0	4	0	.286	0	0	0	0	5	1	0	1.000
BARBER, E	.217	13	13	46	5	10	4	0	0	11	14	.304	5	3	9	1	.316	3	1	1	1	24	0	4	.857
36 GORDON, Bret	.189	16	7	37	3	7	2	0	0	5	9	.243	1	2	4	0	.250	0	0	0	0	16	1	0	1.000
15 HAYDEN, Tyler	.100	9	2	10	1	1	0	0	0	0	1	.100	1	0	4	0	.182	0	1	0	0	30	3	0	1.000
11 DUTY, Dalton	.083	10	3	12	2	1	0	0	0	1	1	.083	2	0	6	0	.200	1	1	1	1	7	1	0	1.000
24 PERKINS, Kyle	.000	15	6	14	1	0	0	0	0	1	0	.000	0	2	7	0	.125	0	2	0	0	43	7	4	.926
12 WHITEAKER, Chad	.000	4	2	6	2	0	0	0	0	0	0	.000	1	0	3	0	.143	0	0	0	0	0	6	0	1.000
Totals	.271	59	59	1995	335	541	81	7	36	303	744	.373	214	75	378	11	.358	34	66	69	101	1615	679	70	.970
Opponents	.246	59	59	1969	242	484	68	6	21	210	627	.318	226	55	378	27	.336	28	51	41	56	1572	532	87	.960

Player	ERA	W	L	APP	GS	CG	SHO	CBO	SV	IP	H	R	ER	BB	SO	2B	3B	HR	AB	B/Avg	WP	HBP	BK	SFA	SHA
39 RODGERS, Zach	1.36	7	1	26	7	1	0	1	5	79.1	66	19	12	14	52	3	1	3	287	.230	2	5	0	3	4
25 SKOGLUND, Eric	2.54	9	3	15	15	3	1	2	0	110.0	86	34	31	27	94	12	1	0	399	.216	7	7	2	0	7

23 MARTIN, Tyler	2.63	0	2	10	3	0	0	0	1	13.2	14	9	4	12	6	7	0	0	52	.269	4	0	2	1	1
31 FAVRE, Zac	2.64	1	1	27	0	0	0	1	1	30.2	17	11	9	12	29	1	0	1	97	.175	1	4	1	4	3
44 MEYER, Ryan	2.92	3	1	15	8	0	0	1	0	40.0	27	20	13	20	22	6	1	4	140	.193	2	4	2	3	4
21 PETREE, Jarrod	2.93	4	0	20	0	0	0	0	0	30.2	30	10	10	11	23	5	0	1	116	.259	3	3	0	1	1
42 THOMPSON, Trent	3.74	1	6	30	0	0	0	0	5	45.2	59	23	19	10	23	5	2	2	184	.321	3	0	0	4	9
32 THOMAS, Parker	3.76	1	3	29	0	0	0	0	1	26.1	26	13	11	20	23	6	0	2	93	.280	4	4	0	1	5
35 DAVIS, Spencer	4.20	2	1	17	10	0	0	1	0	49.1	50	26	23	31	31	6	0	1	189	.265	11	3	1	0	7
28 OLSON, Tanner	4.83	3	3	15	10	0	0	0	0	50.1	51	28	27	17	24	10	1	4	193	.264	6	7	0	3	2
37 DIXON, Danny	4.91	0	0	3	0	0	0	0	0	3.2	3	3	2	5	3	0	0	1	13	.231	0	0	0	0	1
38 MAROTTA, Joe	5.00	1	1	17	1	0	0	1	1	18.0	5	13	10	25	26	0	0	0	50	.100	3	6	0	2	4
41 HOWELL, Robby	5.79	4	1	13	4	0	0	1	0	32.2	40	22	21	11	19	5	1	1	130	.308	4	8	2	2	1
19 ROSACE, Vinnie	11.05	0	0	9	1	0	0	0	0	7.1	10	10	9	10	2	2	0	0	25	.400	2	3	1	3	2
40 FAINTICH, Drew	13.50	0	0	1	0	0	0	0	0	0.2	0	1	1	1	1	0	0	0	1	.000	3	1	0	1	0
Totals	3.38	36	23	59	59	4	4	3	14	538.1	484	242	202	226	378	68	6	21	1969	.246	55	55	11	28	51
Opponents	4.74	23	36	59	59	2	1	1	8	524.0	541	335	276	214	378	81	7	36	1995	.271	61	75	4	34	66




SENIOR DERRICK SALBERG



HEAD COACH
 TY NEAL
 Miami (Ohio) '99

Career Record/Years
 22-31/One Year

Record at Cincinnati/Years
 22-31/One Year



JUNIOR
 IAN
 HAPP



SOPHOMORE
 CONNOR
 McVEY

QUICK FACTS

Location: Cincinnati, Ohio
Founded: 1819
Enrollment: 42,421
Nickname: Bearcats
Colors: Red & Black
President: Dr. Santa J. Ono
Athletic Director: Mike Bohn
Baseball Office Phone: (513) 556-1577
Assistant Coaches: Adam Bourassa,
 John Lackaff, Dustin Coffman
2014 Overall Record: 22-31
2014 American Record/Finish: 6-18/9th
Position Starters Returning/Lost: 5/3
Pitchers Returning/Lost: 3/3
Letterwinners Returning/Lost: 14/13
Baseball Contact: Alex Lange
Phone: (513) 556-5145
E-mail: langesa@ucmail.uc.edu
Web site: www.GoBEARCATS.com
Twitter: @UCincyBaseball

2015 SCHEDULE

FEBRUARY

13	vs.	Miami (Ohio) ¹	3 p.m.
	at	Mississippi State	7:30 p.m.
14	at	Mississippi State	7:30 p.m.
15	at	Mississippi State	2 p.m.
20	at	Santa Clara	9 p.m.
21	at	Santa Clara	6 p.m.
	at	Santa Clara	9 p.m.
27	vs.	Iowa ²	1 p.m.
28	vs.	Penn State ²	12:30 p.m.

MARCH

1	vs.	Seattle ²	Noon
3		Xavier	3 p.m.
6		Niagara	4 p.m.
7		Niagara	1 p.m.
8		Niagara	1 p.m.
10	at	Kentucky	7 p.m.
13		Toledo	4 p.m.
14		Toledo	1 p.m.
15		Toledo	1 p.m.
18	at	Nevada	7 p.m.
19	at	Nevada	7 p.m.
20	at	Nevada	7 p.m.
21	at	Nevada	4 p.m.
25	at	Tennessee	7 p.m.
27	at	USF *	7 p.m.
28	at	USF *	6 p.m.
29	at	USF *	1 p.m.
31	at	Wright State	6:30 p.m.

APRIL

2		UCF *	6 p.m.
3		UCF *	6 p.m.
4		UCF *	Noon
8	at	Indiana	6 p.m.
10		Memphis *	6 p.m.
11		Memphis *	6 p.m.
12		Memphis *	1 p.m.
14		Xavier	7 p.m.
15		TBD	7 p.m.
17	at	Houston *	7:30 p.m.
18	at	Houston *	7:30 p.m.
19	at	Houston *	2 p.m.
21		Louisville	6 p.m.
22	at	Xavier	3 p.m.
24		Tulane *	6 p.m.
25		Tulane *	6 p.m.
26		Tulane *	Noon

MAY

1	at	Memphis *	7:30 p.m.
2	at	Memphis *	3 p.m.
3	at	Memphis *	2 p.m.
6		Ohio State	6 p.m.
8	at	UConn *	TBD
9	at	UConn *	1 p.m.
10	at	UConn *	1 p.m.
14		East Carolina *	6 p.m.
15		East Carolina *	6 p.m.
16		East Carolina *	1 p.m.

¹ - Starkville, Miss.

² - Cary, N.C.


All times Eastern and subject to change
 Asterisk denotes American Athletic Conference game

2015 ROSTER


No.	Name	Pos.	Cl.	B/T	Ht.	Wt.	Hometown/Previous School
34	Ryan Atkinson	RHP	Sr.	R/R	6-3	218	Cincinnati, Ohio/Colerain
27	Bryan Chenoweth	RHP	RS-Jr.	R/R	6-1	193	Lafayette, Ind./McCutcheon
35	Russell Clark	C	Jr.	R/R	5-11	210	Wexford, Pa./Pine-Richland
32	Colton Cleary	LHP	RS-So.	L/L	5-10	180	Nicholasville, Ky./Lexington Catholic
25	Matt Fowler	LHP	Fr.	L/L	6-1	195	Loveland, Ohio/Kings
49	T.J. Galenti	INF	Fr.	R/R	6-3	230	Stillwater, Minn./IMG Academy (Fla.)
17	Treg Haberkorn	OF	Fr.	L/L	6-3	200	Leo, Ind./Leo
45	Tristan Hammans	RHP	Fr.	R/R	6-8	230	Bakersfield, Calif./Garces Memorial
5	Ian Happ	OF	Jr.	S/R	6-0	205	Pittsburgh, Pa./Mt. Lebanon
31	Chris Klenk	OF	Fr.	L/R	5-10	177	Portage, Ind./Portage
33	Dalton Lehen	LHP	Fr.	L/L	6-2	195	Lakeville, Minn./Lakeville North
44	Hunter Losekamp	C	Fr.	R/R	6-4	228	Milford, Ohio/Milford
23	Doug Lowe II	LHP	Fr.	L/L	6-2	193	Marysville, Ohio/Triad
20	Kyle Luensman	OF	Fr.	L/L	6-2	161	Fairfield, Ohio/Fairfield
18	Connor McVey	INF	So.	R/R	6-0	195	Mason, Ohio/Mason
4	Kyle Mottice	INF	Fr.	L/R	6-0	184	Canal Fulton, Ohio/Jackson
14	Ryan Noda	OF	Fr.	L/L	6-3	210	Volo, Ill./Grant
22	A.J. Olasz	LHP	Fr.	L/L	6-1	205	West Mifflin, Pa./West Mifflin Area
46	David Orndorff	RHP	Fr.	R/R	6-5	185	Pasadena, Calif./Pasadena Polytechnic
24	Mitch Patishall	RHP	Jr.	R/R	5-11	200	Pendleton, Ind./Pendleton Heights
28	J.T. Perez	LHP	Fr.	L/L	6-4	214	Orrville, Ohio/Orrville
7	Forrest Perron	INF	Jr.	R/R	5-9	165	Strongsville, Ohio/Strongsville
3	Jake Richmond	INF	So.	R/R	6-2	195	Cincinnati, Ohio/Oak Hills
6	Manny Rodriguez	INF	Fr.	R/R	5-10	165	Brooklyn, N.Y./Calvert Hall (Md.)
16	Cameron Ross	OF	Fr.	R/R	6-1	174	Hebron, Ky./Conner
47	Tanner Schimmoeller	RHP	Fr.	R/R	6-6	205	Ottawa, Ohio/Ottawa-Glandorf
13	Joey Thomas	C	Fr.	R/R	6-1	189	Mason, Ohio/Mason
29	R.J. Thompson	INF	So.	R/R	5-9	185	Mason, Ohio/Mason
41	Connor Van Caugherty	OF	Fr.	R/R	6-4	203	Ridgewood, N.J./Ridgewood
40	Nick Voss	RHP	Fr.	R/R	6-6	197	Loveland, Ohio/Moeller
10	Woody Wallace	C	Jr.	R/R	5-9	188	Lewis Center, Ohio/Olentangy
8	Devin Wenzel	INF	Jr.	R/R	6-1	200	Blandon, Pa./Fleetwood Area
39	Matt Woloszyk	RHP	Fr.	R/R	6-7	200	Taylor, Mich./John F. Kennedy
21	Jarod Yoakam	RHP	Fr.	R/R	6-2	180	Marysville, Ohio/Marysville
11	Andrew Zellner	RHP	So.	R/R	6-3	180	Farmersville, Ohio/Valley View

BEARCATS NOTEBOOK

- Head Coach Ty Neal begins his second year at the helm of the Bearcats. Neal led Cincinnati to a 22-31 record in his first year as a collegiate head coach in 2014.
- Junior outfielder Ian Happ was named the 16th best prospect for the 2015 Major League Baseball draft by MLB.com.
- The Bearcats will be arguably one of the youngest teams in America with 25 freshmen and six sophomores highlighting the roster.
- Cincinnati will play a challenging 2015 schedule which includes six teams that participated in the 2014 NCAA tournament, one team that advanced to the NCAA Super Regionals and another squad that reached the College World Series.



SOPHOMORE JAKE RICHMOND



MARGE SCHOTT STADIUM
CAPACITY - 3,085



2014 STATISTICS

Player	AVG	GP	GS	AB	R	H	2B	3B	HR	RBI	TBSLG%	BB	HBP	SO	GDP	OB%	SF	SH	SB	ATT	PO	A	E	FLD%	
22 WILLIAMS, Matt	.330	52	50	182	30	60	11	4	0	25	.79	434	25	5	29	1	.421	2	0	14	21	91	4	7	.931
5 HAPP, Ian	.322	51	50	171	32	55	13	1	5	27	.85	497	32	6	35	0	.443	1	1	19	24	145	31	8	.957
16 GLASS, Justin	.288	53	53	184	36	53	8	1	5	31	.78	424	29	16	42	4	.421	4	1	10	17	112	7	4	.967
30 QUINN, Ryan	.273	47	43	139	19	38	4	0	0	14	.42	.302	19	12	17	3	.401	2	4	3	7	37	77	8	.934
18 McVEY, Connor	.267	51	51	161	20	43	3	2	1	24	.53	.329	15	6	22	3	.344	4	9	11	18	118	100	7	.969
8 WENZEL, Devin	.249	47	43	169	20	42	12	1	4	27	.68	.402	11	0	39	3	.291	2	0	4	4	74	31	4	.963
35 CLARK, Russell	.244	41	37	131	8	32	7	0	0	10	.39	.298	2	4	22	3	.277	0	2	1	4	153	22	3	.983
15 RICHMOND, Jake	.210	44	40	124	17	26	6	0	0	10	.32	.258	11	7	36	3	.310	0	2	4	4	313	26	6	.983
2 HAWK, Colin	.172	40	33	128	15	22	6	0	0	10	.28	.219	7	6	17	3	.245	2	3	4	5	59	94	5	.968
<hr/>																									
25 DRAKE, Will	.328	15	15	58	6	19	2	0	0	4	.21	.362	2	0	12	0	.350	0	0	4	4	33	1	0	1.000
10 WALLACE, Woody	.227	32	16	66	12	15	1	1	0	4	.18	.273	8	3	14	1	.338	0	1	4	4	96	14	5	.957
4 McALPINE, Ethan	.209	27	7	43	4	9	2	0	0	2	.11	.256	3	1	12	0	.277	0	2	3	4	35	1	2	.947
7 PERRON, Forrest	.198	37	23	91	8	18	4	0	0	13	.22	.242	11	9	18	2	.336	2	3	5	6	35	64	2	.980
29 THOMPSON, R.J.	.185	10	8	27	6	5	1	0	0	3	.6	.222	3	2	8	1	.313	0	0	1	1	0	0	0	.000
38 BLISSITT Jr., Rob	.158	11	4	19	2	3	0	0	0	2	.3	.158	0	0	7	3	.158	0	2	0	0	6	2	5	.615
17 SEEGER, Kyle	.071	13	3	14	2	1	0	0	0	1	.1	.071	2	1	7	0	.235	0	1	1	1	19	1	0	1.000
40 SNELLGROVE, Nate	.000	3	1	5	0	0	0	0	0	0	.0	.000	1	0	2	0	.167	0	0	0	0	0	0	0	.000
SPARKS	.000	6	0	0	0	0	0	0	0	0	.0	.000	0	0	0	0	.000	0	0	0	0	6	0	1	.857
Totals	.258	53	53	1712	237	441	80	10	15	207	.586	.342	181	78	339	30	.352	19	31	88	124	1359	543	74	.963
Opponents	.273	53	53	1743	291	476	119	10	19	260	.672	.386	191	52	251	30	.357	26	41	52	72	1380	492	68	.965
<hr/>																									
Player	ERA	W	L	APP	GS	CG	SHO	CBO	SV	IP	H	R	ER	BB	SO	2B	3B	HR	AB	B/Avg	WP	HBP	BK	SFA	SHA
14 WALSH, Connor	3.86	5	8	14	11	3	0	1	0	70.0	66	38	30	36	46	14	1	5	263	.251	3	6	1	1	7
46 WALKER, Grant	5.83	2	6	15	9	2	1	0	0	58.2	74	52	38	24	31	16	1	1	237	.312	8	7	0	5	5
24 PATISHALL, Mitch	6.71	1	4	14	6	0	0	0	1	55.0	63	43	41	32	40	22	1	1	215	.293	10	12	0	4	7
<hr/>																									
44 DRAKE, Spencer	0.00	0	1	1	0	0	0	0	0	0.2	0	1	0	1	0	0	0	0	1	.000	0	2	0	0	0
27 CHENOWETH, Bryan	2.40	0	0	12	1	0	0	1	2	30.0	27	9	8	9	12	3	1	0	107	.252	0	1	0	1	2
32 CLEARY, Colton	3.40	0	2	13	1	0	0	0	5	45.0	42	21	17	10	22	12	1	1	168	.250	1	5	1	3	4
21 RING, Matt	3.53	2	3	9	8	3	1	0	0	51.0	49	22	20	18	21	13	0	1	187	.262	3	3	0	3	6
34 ATKINSON, Ryan	3.59	4	3	8	7	0	0	0	0	42.2	36	23	17	26	31	2	1	4	154	.234	6	2	1	3	3
33 WOODBY, Austin	5.18	3	0	14	0	0	0	1	1	33.0	39	26	19	7	20	14	0	1	136	.287	2	4	0	2	3
2 HAWK, Colin	5.79	1	0	2	0	0	0	0	0	9.1	14	6	6	3	4	3	0	0	40	.350	0	1	0	1	0
19 CONRAD, Mike	6.14	0	0	3	0	0	0	0	0	7.1	7	5	5	4	3	4	0	1	28	.250	0	1	0	1	0
11 ZELLNER, Andrew	6.44	4	4	13	10	0	0	1	0	50.1	59	45	36	21	21	16	4	4	207	.285	5	8	0	3	3
Totals	4.71	22	31	53	53	8	4	2	9	453.0	476	291	237	191	251	119	10	19	1743	.273	38	52	3	26	41
Opponents	3.74	31	22	53	53	4	4	2	16	460.0	441	237	191	181	339	80	10	15	1712	.258	47	78	8	19	31



JUNIOR BRYAN CHENOWETH



HEAD COACH
JIM PENDERS
UConn '94

Career Record/Years
382-270-4/11 Years

Record at UConn/Years
382-270-4/11 Years



JUNIOR
CARSON
CROSS



SENIOR
BLAKE
DAVEY

QUICK FACTS

Location: Storrs, Conn.
Founded: 1881
Enrollment: 30,474
Nickname: Huskies
Colors: National Flag Blue & White
President: Susan Herbst
Director of Athletics: Warde Manuel
Baseball Office Phone: (860) 486-4089
Assistant Coaches: Jim Hourigan, Joshua MacDonald, Chris Podeszwa
2014 Overall Record: 27-31
2014 American Record/Finish: 9-14/7th
Position Starters Returning/Lost: 8/0
Letterwinners Returning/Lost: 21/4
Newcomers: 11
Baseball Contact: Bobby Mullen
Phone: (860) 486-1496
E-mail: robert.mullen@uconn.edu
Web site: www.UConnHuskies.com
Twitter: @UConnBaseball

2015 SCHEDULE

FEBRUARY

13	at	Florida Atlantic	6:30 p.m.
14	at	Florida Atlantic	4 p.m.
15	at	Florida Atlantic	Noon
21	vs.	Siena ¹	3:30 p.m.
22	vs.	Siena ¹	1 p.m.
23	vs.	Siena ¹	Noon
27	at	Kennesaw State	4 p.m.
28	at	Kennesaw State	1 p.m.

MARCH

1	at	Kennesaw State	Noon
6	at	FIU	6 p.m.
7	at	FIU	4 p.m.
8	at	FIU	11 a.m.
10	at	Sacred Heart	3 p.m.
13	at	Furman	5 p.m.
14	vs.	USC Upstate ²	1 p.m.
15	vs.	Michigan State ²	11 a.m.
17	at	Wake Forest	6 p.m.
18	at	William & Mary	7 p.m.
20	vs.	Fordham ³	1 p.m.
	at	Seton Hall	4:30 p.m.
21	at	Seton Hall	1 p.m.
24	at	Yale	3:30 p.m.
25	at	Central Connecticut	3 p.m.
27	at	Tulane *	7:30 p.m.
28	at	Tulane *	4 p.m.
29	at	Tulane *	2 p.m.
31		Boston College	3 p.m.

APRIL

2		USF *	3 p.m.
3		USF *	3 p.m.
4		USF *	1 p.m.
6		Hartford	3 p.m.
7		Northeastern	3 p.m.
10	at	UCF *	6:30 p.m.
11	at	UCF *	4 p.m.
12	at	UCF *	1 p.m.
14	at	Fairfield	3:30 p.m.
15	at	Bryant	3 p.m.
17		East Carolina *	3 p.m.
18		East Carolina *	1 p.m.
19		East Carolina *	Noon
21		UMass	3 p.m.
22		UMass Lowell	3 p.m.
24		Memphis *	3 p.m.
25		Memphis *	1 p.m.
26		Memphis *	1 p.m.
29		Holy Cross	3 p.m.

MAY

1	at	East Carolina *	6:30 p.m.
2	at	East Carolina *	4 p.m.
3	at	East Carolina *	1 p.m.
8		Cincinnati *	TBD
9		Cincinnati *	2 p.m.
10		Cincinnati *	1 p.m.
12	at	Rhode Island	3:30 p.m.
14	at	Houston *	7:30 p.m.
15	at	Houston *	7:30 p.m.
16	at	Houston *	2 p.m.

¹ - Port St. Lucie, Fla.

² - Greenville, S.C.

³ - South Orange, N.J.

All times Eastern and subject to change
Asterisk denotes American Athletic Conference game

2015 ROSTER

No.	Name	Pos.	Cl.	B/T	Ht.	Wt.	Hometown/Previous School
30	Callahan Brown	RHP	RSO.	R/R	6-3	207	Jupiter, Fla./Mississippi State
48	Connor Buckley	INF	Jr.	R/R	6-1	205	Stonington, Conn./UConn Avery Point
43	Carson Cross	RHP	RSr.	R/R	6-6	204	Brentwood, N.H./Exeter
31	Jason D'Andrea	C/OF	RJr.	R/R	6-1	197	West Hills, Calif./UCLA
1	Bryan Daniello	INF	Jr.	L/R	5-9	157	Norwalk, Conn./Brien McMahon
27	Blake Davey	OF/INF	Sr.	R/R	6-4	221	Newport Beach, Calif./Cypress College
25	Connor David	C	Sr.	L/R	6-1	213	Cheshire, Conn./Cheshire
39	CJ Dandeneau	RHP	Fr.	R/R	6-0	191	North Smithfield, R.I./La Salle Academy
5	Nico Darras	RHP/UT	Jr.	R/R	6-2	204	Laguna Beach, Calif./Cal State Fullerton
22	Joe Deroche-Duffin	INF/RHP	Jr.	R/R	6-0	232	Santa Ana, Calif./Cypress College
7	Griffin Garabedian	OF	So.	L/R	5-11	179	Hamden, Conn./Notre Dame-West Haven
3	Aaron Hill	INF	So.	R/R	5-10	172	Groton, Conn./Fitch
42	Trevor Holmes	C/RHP	RFr.	R/R	6-1	226	Ashland, Mass./Governor Academy
18	Anthony Kay	LHP	So.	L/L	6-1	186	Stony Brook, N.Y./Ward-Melville
19	Nick Lamberti	INF	Fr.	R/R	5-6	175	East Haven, Conn./East Haven
46	Alex LeFevre	C	Jr.	R/R	6-2	190	Mansfield, Conn./UConn Avery Point
2	Max McDowell	C	Jr.	R/R	6-1	216	North Huntingdon, Pa./Norwin
11	Bobby Melley	1B	Jr.	L/R	6-3	232	Barnstable, Mass./Boston College High School
45	Wills Montgomerie	RHP	Fr.	R/R	6-2	220	Lakeville, Conn./Salisbury Prep
37	Sam Nepiarsky	RHP	RFr.	R/R	6-3	187	Orange, Conn./Amity
40	Taylor Olmstead	OF	RFr.	R/R	6-3	208	Greenwich, Conn./Greenwich
8	Devin Over	RHP/UT	RJr.	R/R	6-1	206	Windsor, Conn./Windsor
15	Ryan Radue	RHP	RSO.	R/R	6-5	208	Appleton, Wis./Fox Valley Lutheran
34	Dan Rajkowski	RHP	Fr.	R/R	6-1	173	New Canaan, Conn./New Canaan
32	Jack Riley	LHP	Fr.	L/L	6-1	188	West Boylston, Mass./St. Peter Marian
12	Joe Rivera	RHP	Fr.	R/R	5-11	164	Southington, Conn./Southington
21	Patrick Ruotolo	RHP	So.	R/R	5-11	217	Peabody, Mass./Peabody Veterans
9	Vinny Siena	INF	Jr.	R/R	5-10	192	Woodbridge, Conn./Amity
13	Max Slade	RHP	RJr.	R/R	5-11	182	Cheshire, Conn./Cheshire
49	Troy Stefanski	INF/OF	Fr.	L/R	6-1	165	North Stonington, Conn./Wheeler
4	Jack Sundberg	OF	Jr.	L/R	5-11	186	Mansfield, Conn./Avon Old Farms
23	Jordan Tabakman	RHP	RSr.	R/R	6-4	228	Pompton Plains, N.J./North Carolina
26	Jon Testani	INF/OF	Sr.	R/R	5-11	191	Monroe, Conn./Masuk
6	Willy Yahn	INF	Fr.	R/R	5-11	181	Sharon, Conn./Housatonic Regional
10	Eric Yavarone	OF	Sr.	R/R	6-2	201	North Haven, Conn./North Haven
24	Andrew Zapata	RHP	So.	R/R	6-0	198	Staten Island, N.Y./Poly Prep
36	Matthew Zapata	OF	Fr.	R/R	5-10	167	Staten Island, N.Y./Poly Prep

HUSKIES NOTEBOOK

- Head Coach Jim Penders enters his 12th year at the helm of the program. Penders holds a 382-270-4 record during his tenure and last season saw four of his former charges (Nick Ahmed, Matt Barnes, Mike Olt, George Springer) reach the major leagues.
- UConn returns seven starting position players, including a trio of 2014 First Team All-Conference performers in Blake Davey, Max McDowell and Bobby Melley.
- Melley was named NEIBA New England Player of the Year at the conclusion of last season after leading The American with a .359 batting average.
- The Huskies also bring back three starters who tossed at least 60 innings a year ago in Anthony Kay, Jordan Tabakman and Andrew Zapata.
- Carson Cross will return to the rotation after missing 2014 with a shoulder injury. Cross went 9-4 with a 2.44 ERA in 2013.



JUNIOR MAX McDOWELL




J.O. CHRISTIAN FIELD
CAPACITY - 2,000



2014 STATISTICS

Player	AVG	GP	GS	AB	R	H	2B	3B	HR	RBI	TBSLG%	BB	HBP	SO	GDP	OB%	SF	SH	SB	ATT	PO	A	E	FLD%	
11 MELLEY, Bobby	.359	58	57	209	32	75	16	1	4	47	105	.502	31	17	19	4	.475	2	1	2	2	476	31	7	.986
27 DAVEY, Blake	.313	56	55	201	48	63	10	0	10	32	103	.512	30	21	53	2	.452	0	0	8	15	102	3	6	.946
2 MCDOWELL, Max	.275	50	48	182	22	50	9	1	1	34	64	.352	22	8	18	2	.376	1	4	3	7	267	44	7	.978
1 DANIELLO, Bryan	.274	56	55	219	32	60	12	3	2	26	84	.384	26	7	30	5	.369	0	5	9	17	46	99	12	.924
4 SUNDBERG, Jack	.270	57	57	222	37	60	3	1	0	16	65	.293	34	0	40	0	.364	2	5	27	34	166	2	1	.994
10 YAVARONE, Eric	.270	35	34	137	12	37	4	0	0	15	41	.299	8	1	22	1	.309	3	3	4	5	57	3	0	1.000
9 SIENA, Vinny	.231	52	52	216	20	50	9	0	2	25	65	.301	10	3	21	2	.273	2	5	6	9	99	171	9	.968
3 HILL, Aaron	.200	44	38	125	17	25	0	0	0	10	25	.200	18	7	34	1	.331	1	3	6	9	65	86	15	.910
12 VERDI, Tom	.263	31	28	114	24	30	3	0	0	9	33	.289	9	11	9	2	.373	0	3	12	13	57	63	6	.952
26 TESTANI, Jon	.243	37	20	74	11	18	2	0	1	7	23	.311	7	6	18	2	.352	1	4	0	2	47	0	0	1.000
5 DARRAS, Nico	.241	41	29	112	9	27	7	0	0	10	34	.304	9	8	9	1	.338	1	1	0	0	17	6	0	1.000
44 SULLIVAN, Ryan	.234	26	20	77	7	18	5	1	0	9	25	.325	3	3	20	1	.279	3	1	1	1	32	2	1	.971
25 DAVID, Connor	.215	21	15	65	8	14	1	0	1	8	18	.277	4	0	12	1	.261	0	0	2	3	103	12	2	.983
7 GARABEDIAN, Griff	.196	26	14	51	6	10	1	0	1	5	14	.275	7	1	13	0	.305	0	0	3	3	18	1	0	1.000
8 OVER, Devin	.000	2	0	0	1	0	0	0	0	0	0	.000	0	0	0	0	.000	0	0	0	0	2	6	5	.615
Totals	.268	58	58	2004	286	537	82	7	22	253	699	.349	218	93	318	24	.364	16	35	83	120	1572	624	83	.964
Opponents	.254	58	58	1944	243	494	91	8	19	208	658	.338	256	63	371	21	.356	18	52	59	90	1577	687	87	.963
Player	ERA	W	L	APP	GS	CG	SHO	CBO	SV	IP	H	R	ER	BB	SO	2B	3B	HR	AB	B/Avg	WP	HBP	BK	SFA	SHA
24 ZAPATA, Andrew	2.57	3	2	15	8	0	0	0	0	63.0	39	22	18	36	35	9	0	1	217	.180	4	7	0	1	5
39 MARZI, Anthony	3.11	5	7	16	15	0	0	0	0	92.2	75	40	32	40	69	19	0	5	334	.225	8	13	1	2	10
45 WARD, Brian	3.30	4	3	13	10	2	1	1	0	62.2	64	29	23	28	39	12	1	1	240	.267	6	5	1	2	6
23 TABAKMAN, Jordan	3.40	4	4	14	14	0	0	0	0	76.2	89	35	29	26	42	9	3	4	296	.301	5	10	1	2	4
18 KAY, Anthony	3.49	5	4	18	8	0	0	0	2	67.0	62	31	26	40	56	13	1	3	241	.257	10	8	2	4	9
22 COLLETTI, Christi	0.00	0	0	3	1	0	0	0	0	7.2	6	1	0	3	2	1	0	0	26	.231	0	1	0	1	0
8 OVER, Devin	2.05	0	1	22	0	0	0	0	1	26.1	24	7	6	14	17	2	0	0	96	.250	1	2	1	2	3
15 RADUE, Ryan	2.51	0	0	12	0	0	0	0	0	14.1	12	6	4	10	10	4	0	0	51	.235	1	3	0	1	1
21 RUOTOLO, Patrick	2.86	1	3	25	0	0	0	1	2	44.0	39	19	14	23	49	5	1	2	163	.239	2	4	0	1	4
13 SLADE, Max	3.04	2	2	21	0	0	0	0	0	26.2	30	16	9	17	21	8	0	1	107	.280	9	5	1	0	3
30 BROWN, Callahan	5.02	1	1	7	2	0	0	0	0	14.1	11	10	8	7	8	3	0	1	52	.212	5	1	0	0	1
36 MAHONEY, David	5.06	2	4	27	0	0	0	1	5	26.2	34	19	15	11	20	1	1	1	107	.318	0	3	0	2	6
20 NIEGO, Michael	36.00	0	0	3	0	0	0	0	0	2.0	9	8	8	1	3	5	1	0	14	.643	0	1	0	0	0
Totals	3.19	27	31	58	58	2	4	3	10	524.0	494	243	186	256	371	91	8	19	1944	.254	51	63	7	18	52
Opponents	4.04	31	27	58	58	4	3	3	11	525.2	537	286	236	218	318	82	7	22	2004	.268	48	93	7	16	35



JUNIOR BOBBY MELLEY




HEAD COACH
CLIFF GODWIN
East Carolina '00

Career Record/Years
0-0/First Year

Record at East Carolina/Years
0-0/First Year



SOPHOMORE
BRYCE
HARMAN



SOPHOMORE
TRAVIS
WATKINS

QUICK FACTS

Location: Greenville, N.C.
Founded: 1907
Enrollment: 27,000
Nickname: Pirates
Colors: Purple and Gold
Chancellor: Dr. Steve Ballard
Director of Athletics: Jeff Compher
Baseball Office Phone: (252) 737-1985
Assistant Coaches: Jeff Palumbo, Dan Roszel, Frankie Everitte
2014 Overall Record: 33-26
2014 C-USA Record/Finish: 16-14/6th
Position Starters Returning/Lost: 5/4
Pitchers Returning/Lost: 7/10
Letterwinners Returning/Lost: 15/15
Newcomers: 12
Baseball Contact: Malcolm Gray
Phone: (252) 414-2021
E-mail: graym@ecu.edu
Web site: www.ECUAthletics.com
Twitter: @ECUAthletics

2015 SCHEDULE

FEBRUARY

13	Virginia	3 p.m.
14	Virginia	2 p.m.
15	Virginia	Noon
18 at	Old Dominion	3 p.m.
20	St. John's	4 p.m.
21	Michigan	4 p.m.
22	Liberty	3 p.m.
25	Old Dominion	3 p.m.
27 vs.	Notre Dame ¹	5 p.m.
28 vs.	North Carolina State ¹	5 p.m.

MARCH

1 vs.	Richmond ¹	2:30 p.m.
3 at	North Carolina State	6 p.m.
6	Monmouth	6:30 p.m.
7	Monmouth	4 p.m.
8	Monmouth	1 p.m.
10	Campbell	6:30 p.m.
11	UNC Greensboro	6:30 p.m.
13 at	Elon	4 p.m.
14 at	Elon	2 p.m.
15 at	Elon	1:30 p.m.
17	Princeton	6:30 p.m.
18	Princeton	6:30 p.m.
20	VCU	6:30 p.m.
21	VCU	4 p.m.
22	VCU	1 p.m.
24 at	UNC Wilmington	6 p.m.
25	High Point	6:30 p.m.
27	Memphis *	6:30 p.m.
28	Memphis *	4 p.m.
29	Memphis *	1 p.m.

APRIL

2	Tulane *	6:30 p.m.
3	Tulane *	6:30 p.m.
4	Tulane *	Noon
7 at	Campbell	6 p.m.
10 at	USF *	6:30 p.m.
11 at	USF *	6:30 p.m.
12 at	USF *	12:30 p.m.
14	UNC Wilmington	6:30 p.m.
17 at	UConn *	3 p.m.
18 at	UConn *	1 p.m.
19 at	UConn *	Noon
21	North Carolina State	6:30 p.m.
22	Duke	6:30 p.m.
24	UCF *	6:30 p.m.
25	UCF *	4 p.m.
26	UCF *	11 a.m.

MAY

1	UConn *	6:30 p.m.
2	UConn *	4 p.m.
3	UConn *	1 p.m.
8 at	Houston *	7:30 p.m.
9 at	Houston *	7:30 p.m.
10 at	Houston *	1 p.m.
12	Elon	6:30 p.m.
14 at	Cincinnati *	6 p.m.
15 at	Cincinnati *	6 p.m.
16 at	Cincinnati *	1 p.m.

¹ - Cary, N.C.

All times Eastern and subject to change
Asterisk denotes American Athletic Conference game

2015 ROSTER

No.	Name	Pos.	Cl.	B/T	Ht.	Wt.	Hometown/Previous School
4	Hunter Allen	SS	Sr.	S/R	6-0	180	Shallotte, N.C./Brunswick CC
37	Luke Bolka	LHP	So.	R/L	6-0	202	Mechanicsville, Va. (Atlee
43	Jimmy Boyd	RHP/OF	Jr.	L/R	5-11	205	Raleigh, N.C./Brunswick CC
2	Garrett Brooks	OF	Jr.	L/L	5-9	200	Chesapeake, Va./Western Branch
10	Ryan Clinch	C/OF	Fr.	L/R	6-2	169	Jamestown, N.C./Wesleyan Christian Academy
31	Nick Durazo	LHP	Jr.	L/L	5-11	187	Broadway, N.C./Lee County
27	Ross Gardner	RHP	Fr.	R/R	6-5	202	Jacksonville, Fla./Atlantic Coast
26	Bryce Harman	1B/OF	So.	L/L	6-6	220	Chesterfield, Va./Lloyd C. Bird
36	Joe Ingle	RHP	Fr.	R/R	6-4	164	Fayetteville, N.C./Terry Sanford
34	Mason Keen	RHP	Fr.	R/R	6-2	157	Greenville, N.C./J.H. Rose
12	Davis Kirkpatrick	RHP	So.	R/R	6-0	186	Greenville, N.C./D.H. Conley
35	Evan Kruczynski	LHP	So.	L/L	6-5	188	Franklin, Wis./Franklin
6	Parker Lamm	INF/OF	Jr.	R/R	5-10	160	Wilson/Pitt CC
32	Reid Love	LHP/OF	Sr.	R/L	6-0	199	Dunnellon, Fla./St. Johns River SC
24	Luke Lowery	C/1B/DH	Jr.	R/R	6-2	240	Midlothian, Va./Cosby
21	David Lucroy	RHP	RJr.	R/R	6-0	213	Umatilla, Fla./Umatilla
18	T.J. McDonald	RHP	RFr.	R/R	6-3	196	Fayetteville, N.C./Gray's Creek
20	Jackson Mims	INF	Fr.	R/R	6-3	195	Shelby, N.C./Shelby
9	Kirk Morgan	3B/RHP	So.	L/R	5-10	177	Charlotte, N.C./Mallard Creek
14	Jeff Nelson	OF	Jr.	R/R	6-2	195	Puyallup, Wash. (Pierce College
5	Jack Owens	INF	Fr.	R/R	5-10	166	Burke, Va./Lake Braddock Secondary
29	Chris Perry	RHP	So.	R/R	6-5	196	Bethel, N.C./North Pitt
42	Brandon Saunders	RHP	RSO.	R/R	6-5	219	Raleigh, N.C./Pitt CC
8	Cameron Snow	INF	RFr.	R/R	5-10	182	Hillsborough, N.C./Riverside
7	Bailey Sugg	OF	Fr.	L/R	6-0	175	Greenville, N.C./J.H. Rose
25	Eric Tyler	C	So.	R/R	5-8	205	Landis, N.C./South Rowan
44	Evan Voliva	RHP	Fr.	R/R	5-10	198	Currituck, N.C./Currituck County
19	Travis Watkins	C	RSO.	R/R	6-0	200	Concord, N.C./Cox Mill
33	Jacob Wolfe	LHP	So.	L/L	6-0	192	Haw River, N.C./Southern Alamance
3	Charlie Yorgen	2B	So.	L/R	5-10	190	Richmond, Va./St. Christopher's

PIRATES NOTEBOOK

- The Pirates return 15 letterwinners, including a pair of Conference USA All-Freshman selections a year ago in Bryce Harman and Charlie Yorgen. Harman led the club and ranked fifth in the league with seven home runs while batting .244 in 53 games. Yorgen started all 43 games at second base batting .288 with four doubles, 26 RBI and scored 25 runs.
- Two-time Johnny Bench Award Watch List candidate Travis Watkins returns to main the plate after missing a majority of 2014 season with an injury. A 2013 C-USA All-Freshman Team selection, Watkins has started 42 of 53 games with a .285 batting average, four doubles and 21 RBI.
- Senior Reid Love will anchor the Pirates' pitching staff as the No. 1 starter heading into the season. The left-hander posted a 5-3 record with a 3.02 ERA in 16 games (13 starts) tossing three complete games.
- Cliff Godwin became East Carolina's 16th head coach in school history when he took over the program June 26. Godwin, a four-year Pirate letterman who has been a part of seven NCAA Regional and two College World Series appearances coaching at the Division I level, helped ECU to a 169-76 overall record and three seasons with 46-plus wins as a player.



SENIOR REID LOVE



LEWIS FIELD AT
CLARK-LECLAIR STADIUM
CAPACITY - 5,000



2014 STATISTICS

Player	AVG	GP	GS	AB	R	H	2B	3B	HR	RBI	TBSLG%	BB	HBP	SO	GDP	OB%	SF	SH	SB	ATT	PO	A	E	FLD%	
16 Houchins, Zach	.347	59	59	242	27	84	16	0	3	26	109	450	18	3	16	10	.398	1	1	6	8	48	148	13	.938
7 Reynolds, Drew	.316	58	58	231	33	73	8	1	2	21	89	385	18	8	21	7	.382	2	5	2	3	55	42	8	.924
4 Allen, Hunter	.308	46	37	117	18	36	1	0	0	11	37	316	8	2	9	2	.362	0	14	1	2	63	114	7	.962
10 Yorgen, Charlie	.288	43	43	160	25	46	4	1	0	16	52	325	16	4	14	4	.367	0	4	4	11	63	128	12	.941
24 Lowery, Luke	.288	46	40	160	14	46	6	0	4	19	64	400	6	2	47	1	.321	0	3	3	8	260	34	7	.977
6 Townsend, Ian	.267	57	57	217	26	58	6	1	4	30	78	359	16	4	54	5	.320	7	1	2	5	99	7	3	.972
1 Fultz, Ben	.258	32	23	93	17	24	2	2	1	21	33	355	9	1	21	1	.327	1	2	4	6	47	1	0	1.000
5 Brown, Dylan	.248	57	50	206	20	51	14	1	3	22	76	369	10	0	34	5	.279	3	3	1	3	84	0	0	1.000
26 Harman, Bryce	.244	53	49	172	23	42	3	0	7	21	66	384	23	3	58	4	.338	3	0	4	4	388	26	4	.990
2 Brooks, Garrett	.207	58	48	164	21	34	4	0	0	8	38	232	30	2	33	4	.337	0	7	6	8	131	2	3	.978
25 Tyler, Eric	.183	37	26	71	8	13	1	0	0	6	14	197	10	6	11	0	.333	0	7	0	0	176	28	1	.995
34 Lovick, Joshua	.100	36	1	10	1	1	0	0	0	2	1	100	2	0	5	0	.231	1	2	0	1	63	5	0	1.000
19 Watkins, Travis	.360	9	8	25	0	9	0	0	0	5	9	360	4	1	4	0	.452	1	1	1	1	48	6	1	.982
9 Morgan, Kirk	.185	28	22	65	6	12	0	0	0	5	12	185	13	1	15	1	.321	2	3	2	4	23	65	10	.898
32 Love, Reid	.152	16	7	33	3	5	0	0	0	3	5	152	2	2	7	1	.243	0	0	1	1	7	18	0	1.000
20 LaMura, Andrew	.083	6	3	12	0	1	0	0	0	1	1	.083	0	0	3	0	.083	0	0	0	0	0	0	0	.000
14 Holt, Jonathan	.000	7	0	7	2	0	0	0	0	0	0	.000	0	0	1	0	.000	0	0	1	1	0	1	0	1.000
Totals	.270	59	59	1985	244	535	65	6	24	218	684	345	185	39	353	45	340	21	53	38	66	1597	709	74	.969
Opponents	.238	59	59	1966	225	467	53	13	18	193	600	305	163	68	371	43	315	22	37	34	57	1576	655	67	.971

Player	ERA	W	L	APP	GS	CG	SHO	CBO	SV	IP	H	R	ER	BB	SO	2B	3B	HR	AB	B/Avg	WP	HBP	BK	SFA	SHA
23 Williams, Ryan	1.81	11	3	32	0	0	0	3	7	99.2	88	27	20	11	76	9	3	1	373	.236	3	5	0	4	2
7 Reynolds, Drew	2.16	4	2	20	0	0	0	1	5	25.0	18	8	6	7	24	2	1	1	89	.202	3	4	0	0	4
44 Mabry, Brett	2.24	4	3	19	6	0	0	1	0	76.1	61	27	19	14	7	7	2	4	276	.221	0	10	2	3	6
33 Wolfe, Jacob	2.35	0	0	10	0	0	0	0	0	7.2	12	3	2	4	6	0	0	0	32	.375	3	3	0	1	2
27 Bolton, Tyler	2.42	2	5	14	13	0	0	0	0	70.2	64	29	19	27	35	9	2	2	260	.246	8	8	1	2	1
30 Hoffman, Jeff	2.94	3	3	10	10	0	0	1	0	67.1	53	26	22	20	72	8	1	4	245	.216	8	5	0	2	6
32 Love, Reid	3.02	5	3	16	13	3	2	1	0	80.1	73	35	27	20	40	8	0	3	299	.244	1	8	0	3	6
21 Lucroy, David	4.75	2	6	14	12	0	0	0	0	53.0	47	29	28	29	34	4	3	0	193	.244	3	7	1	0	6
31 Durazo, Nick	5.74	0	0	11	0	0	0	0	1	15.2	15	11	10	8	8	0	0	0	58	.259	4	6	0	2	1
37 Bolka, Luke	0.00	0	0	5	0	0	0	0	0	2.1	1	3	0	2	4	0	0	0	10	.100	0	3	0	0	1
17 Taylor, Brandon	0.00	0	0	1	0	0	0	0	0	0.2	0	0	0	0	1	0	0	0	2	.000	0	0	0	0	0
12 Kirkpatrick, Davi	5.87	2	1	9	5	0	0	0	0	23.0	20	17	15	13	18	1	1	2	85	.235	3	7	0	4	1
29 White, Hayden	6.48	0	0	8	0	0	0	0	0	8.1	9	6	6	2	8	2	0	1	31	.290	1	0	0	1	1
36 Gray, James	13.50	0	0	3	0	0	0	0	0	1.1	3	2	2	0	3	1	0	0	7	.429	0	0	0	0	0
35 Kruczynski, Evan	18.00	0	0	3	0	0	0	0	0	1.0	3	2	2	1	1	2	0	0	6	.500	1	2	0	0	0
Totals	3.01	33	26	59	59	3	5	3	13	532.1	467	225	178	163	371	53	13	18	1966	238	38	68	4	22	37
Opponents	3.43	26	33	59	59	5	3	3	14	525.1	535	244	200	185	353	65	6	24	1985	270	45	39	4	21	53



SOPHOMORE
CHARLIE YORGEN



HEAD COACH
TODD WHITTING

Houston '95

Career Record/Years
129-107-1/Four Years

Record at Houston/Years
129-107-1/Four Years



SENIOR
AARON
GARZA



JUNIOR
JUSTIN
MONTEMAYOR

QUICK FACTS

Location: Houston, Texas
Founded: 1927
Enrollment: 40,750
Nickname: Cougars
Colors: Scarlet and White
President: Dr. Renu Khator
Director of Athletics: Mack Rhoades
Baseball Office Phone: (713) 743-9396
Assistant Coaches: Trip Couch, Frank Anderson, Mike Taylor
2014 Overall Record: 48-18
2014 American Record/Finish: 14-9/T-3rd
Position Starters Returning/Lost: 6/3
Pitchers Returning/Lost: 8/4
Letterwinners Returning/Lost: 16/10
Newcomers: 19
Baseball Contact: Allison McClain
Phone: (713) 743-9404
E-mail: ammccclai@central.uh.edu
Web site: www.uhcougars.com
Twitter: @UHCougarBB

2015 SCHEDULE

FEBRUARY

13	Minnesota	7:30 p.m.
14	Minnesota	7:30 p.m.
15	Minnesota	2 p.m.
17	Texas Southern	7:30 p.m.
20	Alabama	7:30 p.m.
21	Alabama	7:30 p.m.
22	Alabama	1 p.m.
24	at Texas State	7 p.m.
27	Columbia	7:30 p.m.
28	Columbia	3:30 p.m.
	Columbia	7:30 p.m.

MARCH

1	Columbia	2 p.m.
3	Houston Baptist	7:30 p.m.
6	vs. LSU ^{MM}	8 p.m.
7	vs. Texas A&M ^{MM}	8 p.m.
8	vs. Hawaii ^{MM}	7 p.m.
10	at Sam Houston State	7:30 p.m.
13	Buffalo	7:30 p.m.
14	Buffalo	7:30 p.m.
15	Buffalo	Noon
17	Rice	7:30 p.m.
20	at New Mexico	8 p.m.
21	at New Mexico	4 p.m.
22	at New Mexico	3 p.m.
24	Lamar	7:30 p.m.
27	at UCF *	6:30 p.m.
28	at UCF *	4 p.m.
29	at UCF *	1 p.m.
31	at Baylor	7:30 p.m.

APRIL

2	at Memphis *	7:30 p.m.
3	at Memphis *	7:30 p.m.
4	at Memphis *	1 p.m.
7	at Louisiana-Lafayette	7 p.m.
10	Tulane *	7:30 p.m.
11	Tulane *	7:30 p.m.
12	Tulane *	2 p.m.
14	at Rice	7:30 p.m.
17	Cincinnati *	7:30 p.m.
18	Cincinnati *	7:30 p.m.
19	Cincinnati *	1 p.m.
21	at McNeese State	7 p.m.
24	at USF *	6:30 p.m.
25	at USF *	6:30 p.m.
26	at USF *	1 p.m.
28	Sam Houston State	7:30 p.m.

MAY

1	at Tulane *	7:30 p.m.
2	at Tulane *	7:30 p.m.
3	at Tulane *	2 p.m.
5	McNeese State	7:30 p.m.
8	East Carolina *	7:30 p.m.
9	East Carolina *	7:30 p.m.
10	East Carolina *	1 p.m.
12	vs. Rice ¹	7:30 p.m.
14	UConn *	7:30 p.m.
15	UConn *	7:30 p.m.
16	UConn *	2 p.m.

^{MM} - Minute Maid Park (Houston College Classic)

¹ - Sugar Land, Texas

All times Eastern and subject to change

Asterisk denotes American Athletic Conference game

2015 ROSTER

No.	Name	Pos.	Cl.	B/T	Ht.	Wt.	Hometown/Previous School
37	Colin Butkiewicz	C	Fr.	R/R	6-2	175	Milwaukee, Wis./Greendale
31	Jacob Campbell	C	Jr.	R/R	5-10	200	Alvin, Texas/Alvin
19	Taylor Cobb	RHP	Sr.	R/R	6-3	220	Houston, Texas/Blinn JC
36	Chase Cryer	INF	Fr.	R/R	5-8	189	Belton, Texas/Belton
27	Derek Dickerson	1B/C	Fr.	R/R	5-11	269	Cypress, Texas/Cypress Ranch
5	Garrett Domingue	INF	R-Fr.	L/R	5-11	170	Spring, Texas/Klein
33	Kyle Dowdy	RHP	R-Jr.	R/R	6-2	205	San Diego, Calif./Orange Coast College
51	Micah Edwards	RHP	Jr.	R/R	6-2	170	Kingwood, Texas/Kingwood Park
47	Aaron Fletcher	LHP	Fr.	L/L	5-11	240	Cypress, Texas/Langham Creek
23	Ashford Fulmer	OF	Jr.	R/R	6-1	190	Cypress, Texas/Cy-Ranch
21	Aaron Garza	RHP	Sr.	R/R	6-4	200	Galveston, Texas/Ball
1	Robert Grilli	INF	Jr.	L/R	5-7	159	Toronto, Ontario/Salt Lake CC
32	Daniel Halevy	OF	Fr.	R/R	6-0	187	Houston, Texas/St. Johns
44	Connor Hollis	INF	So.	R/R	5-10	175	Arlington, Texas/Lamar
43	Braeden Holub	RHP	Fr.	R/R	6-3	232	Tomball, Texas/Tomball
25	Chris Inari	1B	Jr.	R/R	6-2	230	Chino Hills, Calif./Orange Coast College
24	Corey Julks	INF	Fr.	R/R	5-10	180	Friendswood, Texas/Clear Brook
14	Marshall Kasowski	RHP	So.	L/R	6-3	220	The Woodlands, Texas/Panola JC
13	Andrew Lantrip	RHP	So.	R/R	6-1	170	Livingston, Texas/Livingston
26	Jake Lemoine	RHP	Jr.	R/R	6-5	220	Bridge City, Texas/Bridge City
29	Matt Locus	LHP	Sr.	L/L	5-11	180	Katy, Texas/San Jacinto JC
38	David Longville	RHP	Sr.	R/R	6-3	210	Mission Viejo, Calif./Orange Coast College
40	Gino Marucci	OF	R-Fr.	R/R	5-11	175	Baton Rouge, La./University
28	Bubba Maxwell	RHP	Jr.	R/R	5-11	185	Vidor, Texas/Panola College
17	Justin Montemayor	INF	Jr.	L/R	6-3	225	Austin, Texas/Anderson
20	Austin Moore	RHP	Jr.	R/R	6-3	215	Tucson, Ariz./Lamar CC
30	George Pappas	C	Fr.	R/R	6-1	205	Houston, Texas/Memorial
2	Michael Pyeatt	OF	Sr.	L/R	5-9	190	Lake Jackson, Texas/Brazoswood
15	Chris Reed	RHP	Fr.	R/R	6-2	175	Aledo, Texas/Aledo
7	Ian Rice	C	Jr.	R/R	6-0	190	Huntsville, Ala./Chipola College
12	Jared Robinson	RHP	Sr.	R/R	6-0	180	Lubbock, Texas-Monterey/Midland JC
41	Seth Romero	LHP	Fr.	L/L	6-1	242	West Columbia, Texas/Columbia
35	Jordan Stading	INF	So.	L/R	6-3	205	Katy, Texas/Second Baptist
34	Kyle Survanice	OF	Jr.	L/R	6-1	190	Jersey Village, Texas/Jersey Village
4	Zach Taylor	OF	Fr.	R/R	6-0	174	Downers Grove, Ill./Downers Grove South
8	Josh Vidales	INF	Jr.	S/R	5-8	160	La Porte, Texas/La Porte
18	Patrick Weigel	RHP	Jr.	R/R	6-5	222	Ventura, Calif./Oxnard College
42	Michael Wisz	INF	Fr.	L/R	6-1	220	Lemont, Ill./Lemont Township
10	Connor Wong	INF	Fr.	R/R	5-10	170	Pearland, Texas/Pearland

COUGARS NOTEBOOK

- The Cougars advanced to the Super Regionals in 2014 after they won their fourth Regional Championship in program history.
- The Houston pitching staff is coming off a season where it ranked in the top 10 nationally in six pitching categories (2nd – walks allowed per nine innings, 3rd – strikeout to walk ratio, 4th – WHIP, 6th – walks allowed, 8th – ERA, W-L Pct.).
- Houston returns all four starting pitchers (including USA Baseball Collegiate National Team member Jake Lemoine & American Athletic Conference Freshman of the Year Andrew Lantrip) from a year ago, along with six offensive starters.
- 19 of the Cougars' first 21 games will be played in the city of Houston.
- The 2014 team tied a program record 48 wins and secured the nation's No. 1 RPI in non-conference play.



JUNIOR JAKE LEMOINE




COUGAR FIELD
CAPACITY - 3,500



2014 STATISTICS

Player	AVG	GP	GS	AB	R	H	2B	3B	HR	RBI	TBSLG%	BB	HBP	SO	GDP	OB%	SF	SH	SB	ATT	PO	A	E	FLD%	
18 GRAYSON, Casey	.321	66	66	243	37	78	16	1	6	48	114	469	52	1	28	9	.440	2	2	1	6	541	64	3	.995
34 SURVANCE, Kyle	.308	65	64	253	53	78	11	2	2	32	99	391	35	11	44	4	.411	3	6	31	38	126	6	3	.978
20 MONTEMAYOR, Justi	.298	65	65	248	36	74	15	0	1	31	92	371	13	5	47	1	.345	1	3	0	0	17	24	5	.891
2 PYEATT, Michael	.297	58	53	172	20	51	4	2	1	21	62	360	20	2	23	4	.374	1	7	5	6	100	1	2	.981
8 VIDALES, Josh	.285	65	65	235	45	67	5	0	0	31	72	306	38	2	17	5	.388	1	9	11	14	110	161	15	.948
7 RATCLIFF, Frankie	.278	61	58	223	40	62	9	1	2	28	79	354	39	0	33	5	.381	3	3	17	21	93	161	17	.937
23 FULMER, Ashford	.267	64	52	187	26	50	9	0	4	32	71	380	14	1	38	6	.319	2	8	12	15	146	6	5	.968
27 BARKER, Caleb	.225	65	62	204	26	46	8	2	1	28	61	299	31	5	36	3	.340	1	8	2	2	412	52	2	.996
44 HOLLIS, Connor	.321	30	29	106	15	34	4	0	0	8	38	358	9	8	16	3	.415	0	6	1	2	34	49	6	.933
17 SMITH, Daniel	.250	6	4	12	0	3	1	0	0	1	4	.333	1	0	3	1	.308	0	0	0	0	17	2	0	1.000
42 LUENEBURG, Jacob	.247	36	16	73	10	18	8	0	0	11	26	356	7	0	18	1	.313	0	1	0	0	7	0	1	.875
35 STADING, Jordan	.225	41	30	102	13	23	1	0	0	13	24	235	23	4	25	2	.385	1	2	0	0	24	47	5	.934
1 APPLING, Landon	.222	57	25	90	16	20	1	1	0	11	23	256	9	9	21	0	.352	0	8	5	7	85	1	0	1.000
4 COAKLEY, Cole	.111	11	3	9	3	1	0	0	0	1	1	.111	1	0	3	0	.200	0	1	0	0	1	4	0	1.000
31 CAMPBELL, Jacob	.045	17	2	22	0	1	0	0	0	1	1	.045	0	0	6	0	.045	0	1	0	0	3	0	0	1.000
41 JACKSON, Nathan	.000	1	0	0	0	0	0	0	0	0	0	.000	0	0	0	0	.000	0	0	0	0	0	0	0	1.000
Totals	.278	66	66	2179	340	606	92	9	17	297	767	352	292	48	358	44	.373	15	65	85	111	1767	658	71	.972
Opponents	.234	66	66	2155	187	504	78	7	26	172	674	313	119	49	426	40	.287	17	36	42	76	1710	757	96	.963

Player	ERA	W	L	APP	GS	CG	SHO	CBO	SV	IP	H	R	ER	BB	SO	2B	3B	HR	AB	B/Avg	WP	HBP	BK	SFA	SHA
29 FORD, Tyler	1.17	9	0	27	0	0	0	3	4	69.0	47	10	9	5	49	7	2	5	245	.192	0	4	0	1	2
26 LEMOINE, Jake	2.87	6	8	17	17	1	0	2	0	106.2	98	41	34	29	87	19	1	3	393	.249	3	7	1	3	11
21 GARZA, Aaron	2.92	9	5	17	17	2	0	2	0	108.0	102	42	35	11	57	13	2	6	405	.252	1	11	0	6	6
15 WELLBROCK, Chase	1.17	5	0	23	0	0	0	1	12	46.1	38	8	6	5	37	7	0	1	163	.233	2	2	0	3	4
12 ROBINSON, Jared	1.35	5	1	23	0	0	0	3	0	46.2	31	11	7	16	41	2	0	1	165	.188	5	4	0	0	3
14 LOCUS, Matt	1.42	1	0	8	1	0	0	2	0	12.2	10	2	2	5	8	2	0	1	46	.217	0	1	0	0	0
43 COBB, Taylor	1.80	0	0	4	0	0	0	0	0	5.0	2	2	1	2	2	0	0	0	16	.125	0	0	1	0	0
13 LANTRIP, Andrew	1.87	6	0	14	6	0	0	3	0	43.1	33	11	9	7	33	6	1	1	159	.208	1	5	0	0	2
38 LONGVILLE, David	2.88	1	0	14	14	1	0	1	0	59.1	68	23	19	8	36	10	1	3	231	.294	0	5	1	3	1
32 WEST, Jared	2.90	2	2	14	10	0	0	1	0	49.2	38	21	16	18	39	4	0	4	180	.211	2	4	0	1	4
25 PEEK, Kirby	3.00	0	0	3	1	0	0	2	0	9.0	7	3	3	2	6	2	0	0	32	.219	0	2	0	0	0
28 MAXWELL, Bubba	3.24	3	0	15	0	0	0	0	1	25.0	23	9	9	5	20	5	0	1	90	.256	1	2	0	0	3
30 STEWART, Aaron	4.32	1	2	17	0	0	0	2	0	8.1	7	4	4	6	11	1	0	0	30	.233	0	1	0	0	0
Totals	2.35	48	18	66	66	4	9	9	17	589.0	504	187	154	119	426	78	7	26	2155	.234	15	49	2	17	36
Opponents	4.36	18	48	66	66	1	3	3	15	570.0	606	340	276	292	358	92	9	17	2179	.278	41	48	12	15	65



SENIOR AARON GARZA



HEAD COACH
DARON SCHOENROCK
Tennessee Tech '84

Career Record/Years
298-355/12 Years

Record at Memphis/Years
273-303/Nine Years



SENIOR
NATE
RUPER



SENIOR
CALEB
WALLINGFORD

QUICK FACTS

Location: Memphis, Tenn.
Founded: 1912
Enrollment: 22,139
Nickname: Tigers
Colors: Blue & Gray
President: Dr. M. David Rudd
Athletic Director: Tom Bowen
Baseball Office Phone: (901) 678-4137
Assistant Coaches: Russ McNickle, Clay Greene, Lee Parks
2014 Overall Record: 30-29
2014 American Record/Finish: 8-16/8th
Position Starters Returning/Lost: 5/4
Pitchers Returning/Lost: 8/5
Letterwinners Returning/Lost: 19/13
Newcomers: 12
Baseball Contact: TBA
Phone: (901) 678-5108
E-mail: TBA
Web site: www.gotigersgo.com
Twitter: @MemphisBaseball

2015 SCHEDULE

FEBRUARY

13	at	Oral Roberts	4 p.m.
14	at	Oral Roberts	3 p.m.
15	at	Oral Roberts	2 p.m.
20	vs.	Eastern Illinois ¹	2 p.m.
21	vs.	Eastern Illinois ¹	2 p.m.
	at	Central Arkansas	5 p.m.
24		Mississippi Valley State	5 p.m.
27		Saint Louis	5 p.m.
28		Saint Louis	3 p.m.

MARCH

1		Saint Louis	2 p.m.
4	at	Belmont	5 p.m.
6		Samford	7:30 p.m.
7		Samford	3 p.m.
8		Samford	2 p.m.
10		Middle Tennessee	7:30 p.m.
11	vs.	Middle Tennessee ²	7:30 p.m.
13		Eastern Illinois	7:30 p.m.
14		Eastern Illinois	3 p.m.
15		Eastern Illinois	2 p.m.
17		Arkansas State	7:30 p.m.
20		Alcorn State	7:30 p.m.
21		Alcorn State	3 p.m.
22		Alcorn State	2 p.m.
24	vs.	Arkansas ³	7:30 p.m.
25		Arkansas ^{AZP}	6:30 p.m.
27	at	East Carolina *	6:30 p.m.
28	at	East Carolina *	4 p.m.
29	at	East Carolina *	1 p.m.
31		Mississippi ^{AZP}	7:30 p.m.

APRIL

2		Houston *	7:30 p.m.
3		Houston *	7:30 p.m.
4		Houston *	1 p.m.
7		Mississippi State ^{AZP}	7:30 p.m.
10	at	Cincinnati *	6 p.m.
11	at	Cincinnati *	6 p.m.
12	at	Cincinnati *	1 p.m.
14	at	Austin Peay	7 p.m.
17		USF *	7:30 p.m.
18		USF *	3 p.m.
19		USF *	2 p.m.
21		Belmont	6:30 p.m.
22	at	Mississippi	7:30 p.m.
24	at	UConn *	3 p.m.
25	at	UConn *	1 p.m.
26	at	UConn *	1 p.m.
28	at	Arkansas State	7:30 p.m.

MAY

1		Cincinnati *	7:30 p.m.
2		Cincinnati *	3 p.m.
3		Cincinnati *	2 p.m.
8	at	UCF *	6:30 p.m.
9	at	UCF *	4 p.m.
10	at	UCF *	1 p.m.
12	vs.	Tennessee-Martin ⁴	7:30 p.m.
14		Tulane *	7:30 p.m.
15		Tulane *	7:30 p.m.
16		Tulane *	2 p.m.

^{AZP} - Auto Zone Park

¹ - Conway, Ark.

² - Jackson, Tenn.

³ - North Little Rock, Ark.

⁴ - Millington, Tenn.

All times Eastern and subject to change
Asterisk denotes American Athletic Conference game

2015 ROSTER


No.	Name	Pos.	Cl.	B/T	Ht.	Wt.	Hometown/Previous School
5	Connor Alexander	RHP	Fr.	R/R	6-2	165	Bartlett, Tenn./Tipton-Rosemark Academy
34	Kane Barrow	OF/INF	R-Sr.	R/R	6-2	200	Paris, Tenn./Jackson State CC
29	Nolan Blackwood	RHP	So.	R/R	6-4	160	Southaven, Miss./Southaven HS
32	Andy Bowman	1B	So.	L/R	6-3	220	Arlington, Tenn./Itawamba CC
13	Chris Carrier	OF	So.	R/R	6-2	204	Memphis, Tenn./Christian Brothers HS
15	Craig Caufield	RHP	R-Jr.	R/R	6-3	209	Germantown, Tenn./Houston HS
42	Drew Crosby	LHP	Fr.	R/L	6-0	180	Southaven, Miss./Desoto Central HS
22	Corey Chafin	C	Jr.	R/R	6-1	205	Germantown, Tenn./Houston HS
23	Bryan Cruse	RHP	Fr.	R/R	6-0	180	Memphis, Tenn./Bartlett HS
36	Damo DeMatteo	C	R-Jr.	R/R	6-1	210	Hixson, Tenn./Cleveland State CC
7	Tyler Dixon	OF	R-Jr.	R/R	6-3	220	Eads, Tenn./Meridian CC
44	Blake Drabik	RHP	So.	R/R	6-0	190	Germantown, Tenn./Northeast Miss. CC
21	Cody Duncan	INF	Fr.	R/R	5-10	155	Arlington, Tenn./Arlington HS
2	Jacob Elliott	INF	Fr.	L/R	6-3	195	Bartlett, Tenn./Bartlett HS
27	Matt Ferguson	RHP	Jr.	R/R	6-2	215	Arlington, Tenn./Northwest Miss. CC
17	Ryan Garner	LHP	So.	L/L	6-0	175	Dyer, Tenn./University School of Jackson
16	Alex Gunn	LHP	R-Sr.	L/L	6-4	205	Clinton, Miss./Hinds CC
33	Colton Hathcock	RHP	Fr.	R/R	6-2	195	Atoka, Tenn./Brighton HS
35	Kellon Hibbard	RHP	Jr.	R/R	6-0	180	Collierville, Tenn./Meridian CC
11	Colin Lee	LHP	Jr.	L/L	6-2	205	Germantown, Tenn./Houston HS
9	Jake Little	OF	R-Jr.	R/R	6-2	180	Franklin, Tenn./Columbia CC
30	Trey McNickle	RHP	R-Jr.	R/R	6-5	205	Land O'Lakes, Fla./South Carolina
6	Brandon Montgomery	INF	Fr.	R/R	5-11	175	Collierville, Tenn./Collierville HS
18	Blake Myers	LHP	R-Sr.	R/L	5-10	180	Memphis, Tenn./St. Benedict of Auburndale
1	Jake Overbey	INF	R-Jr.	R/R	6-2	195	Jackson, Tenn./Mississippi
4	Nate Ruper	C	Sr.	R/R	5-11	185	Collierville, Tenn./Christian Brothers HS
12	Zach Schritenthal	INF	So.	L/R	6-0	180	Southaven, Miss./DeSoto Central HS
25	Michael Sillyman	1B	Jr.	L/R	6-6	245	Cordova, Tenn./Briarcrest HS
14	Trevor Sutton	RHP	So.	R/R	6-2	230	Murfreesboro, Tenn./Riverdale HS
28	Dylan Toscano	RHP	Sr.	R/R	6-5	205	Franklin, Tenn./Independence HS
10	Darien Tubbs	OF	So.	R/L	5-7	175	Cookeville, Tenn./Cookeville HS
8	Tucker Tubbs	INF	Sr.	R/R	6-4	205	Collierville, Tenn./Collierville HS
19	Caleb Wallingford	LHP	Sr.	L/L	6-4	200	Elkhorn, Neb./McLennan CC
26	Carter White	C/INF	Sr.	L/R	5-11	185	Hoover, Ala./Spain Park HS
20	Carlos Williams	OF	R-Fr.	R/R	5-11	190	Covington, Tenn./Covington HS

TIGERS NOTEBOOK

- Memphis returns five starters and three starting pitchers from a squad that posted a fourth-straight 30-plus win season in 2014.
- Head Coach Daron Schoenrock begins his 11th season at the University of Memphis and needs just two wins to reach 300 career victories.
- The Tigers will have a new double-play tandem up the middle with the departure of seniors Ethan Gross and Zach Willis. Mississippi transfer Jake Overbey sat out last season, but is expected to get the nod at shortstop. Freshman Brandon Montgomery is the projected starter at second base to begin the 2015 campaign.
- Last season, the Tigers opening weekend rotation had a combined three career starts. This season, the trio of LHP Caleb Wallingford, LHP Colin Lee and LHP Alex Gunn tout a combined total of 42 career starts.



SENIOR TUCKER TUBBS



FEDEX PARK
CAPACITY - 2,000



2014 STATISTICS

Player	AVG	GP	GS	AB	R	H	2B	3B	HR	RBI	TBSLG%	BB	HBP	SO	GDP	OB%	SF	SH	SB	ATT	PO	A	E	FLD%	
34 BARROW, Kane	.319	55	54	191	34	61	10	0	3	28	.419	15	7	33	5	.379	6	1	3	5	81	5	3	.966	
9 LITTLE, Jake	.308	59	59	237	39	73	10	0	5	37	.414	13	7	42	8	.358	3	3	15	20	132	12	2	.986	
26 WHITE, Carter	.288	52	49	170	30	49	7	0	2	35	.365	24	6	24	3	.391	2	8	6	6	266	23	9	.970	
2 GROSS, Ethan	.267	59	59	221	25	59	7	0	0	21	.299	26	4	33	3	.350	3	5	12	19	98	150	8	.969	
1 WILLIS, Zach	.264	57	54	193	41	51	8	1	1	25	.332	35	14	43	1	.408	3	4	4	12	87	119	9	.958	
8 TUBBS, Tucker	.244	50	50	172	24	42	12	0	3	33	.366	28	6	31	1	.360	5	1	3	4	428	31	4	.991	
24 TUBBS, Darien	.225	59	53	200	36	45	5	3	0	15	.280	27	1	33	3	.316	3	11	20	26	159	3	8	.953	
5 DIXON, Tyler	.500	4	0	4	0	2	1	0	0	2	.750	2	0	2	0	.667	0	0	0	0	2	0	0	1.000	
42 HATFIELD, Austin	.333	6	0	6	1	2	0	0	0	1	.333	0	1	2	0	.429	0	0	0	0	0	0	0	.000	
39 RUPPER, Nate	.307	36	22	88	11	27	3	0	0	15	.341	7	3	10	4	.378	0	2	1	2	14	6	1	.952	
23 ALDRIDGE, Keaton	.300	38	29	110	7	33	1	0	1	11	.336	9	1	17	6	.355	1	3	0	1	163	27	6	.969	
6 BEELER, Bryce	.252	36	32	115	13	29	4	0	0	8	.287	15	3	24	1	.346	3	3	1	7	46	8	1	.982	
22 CHAFIN, Corey	.250	6	0	4	2	1	0	0	0	0	.250	1	0	2	0	.400	0	0	0	0	8	0	0	1.000	
7 GRIFFIN, Drew	.248	30	29	105	16	26	7	0	2	15	.371	7	3	17	1	.313	0	5	4	5	17	47	8	.889	
12 SCHRITENTHAL, Z.	.223	37	33	112	15	25	2	0	0	12	.241	10	1	18	1	.290	1	3	2	3	28	62	7	.928	
4 WILSON, Ford	.200	31	2	15	6	3	0	0	0	0	.200	2	0	5	0	.294	0	0	2	2	20	1	1	.955	
13 CARRIER, Chris	.156	18	6	32	3	5	1	0	0	3	.188	5	0	11	0	.270	0	0	0	1	7	1	1	.889	
25 SILLYMAN, Michael	.000	4	0	4	0	0	0	0	0	0	.000	1	0	2	0	.200	0	0	0	0	5	0	0	1.000	
27 CARTER, Zac	.000	12	0	4	1	0	0	0	0	1	.000	0	1	1	0	.167	1	0	0	0	1	0	0	1.000	
Totals	.269	59	59	1983	304	533	78	4	17	262	.338	227	58	350	37	.356	31	49	73	113	1591	590	76	.966	
Opponents	.261	59	59	2007	283	524	83	8	21	261	.342	193	65	368	28	.342	22	38	82	107	1579	668	82	.965	
Player	ERA	W	L	APP	GS	CG	SHO	CBO	SV	IP	H	R	ER	BB	SO	2B	3B	HR	AB	B/Avg	WP	HBP	BK	SFA	SHA
19 WALLINGFORD, C.	2.44	6	5	16	14	0	0	0	0	88.2	78	35	24	24	70	10	1	0	329	.237	2	13	0	6	8
33 REED, Jon	3.23	8	3	15	15	2	0	0	0	100.1	90	47	36	31	63	14	0	4	375	.240	3	4	0	6	5
28 TOSCANO, Dylan	4.79	4	4	14	12	0	0	0	1	0	62.0	66	38	33	18	56	10	1	1	243	.272	6	11	3	2
11 LEE, Colin	4.90	2	4	16	12	0	0	0	0	1	64.1	77	39	35	17	30	11	1	3	247	.312	2	13	2	1
41 ABNEY, K.C.	0.00	0	0	4	0	0	0	0	0	2.2	2	0	0	0	3	0	0	0	10	.200	0	0	0	0	0
18 MYERS, Blake	2.18	0	1	19	0	0	0	0	0	20.2	14	6	5	14	10	1	1	1	72	.194	1	1	0	0	1
29 BLACKWOOD, N.	2.41	2	4	31	0	0	0	0	1	34.0	38	19	11	10	27	6	0	0	151	.252	3	3	0	1	8
14 SUTTON, Trevor	3.97	3	0	16	0	0	0	0	0	1	34.0	32	16	15	17	22	9	0	3	126	.254	1	6	0	2
15 CAUFIELD, Craig	4.30	2	2	22	0	0	0	0	1	29.1	30	16	14	16	25	2	0	1	115	.261	3	1	0	2	0
6 BEELER, Bryce	4.61	2	2	22	1	0	0	0	0	8	27.1	27	16	14	9	34	8	0	1	103	.262	3	7	0	0
44 PORTER, Conner	6.19	0	1	14	0	0	0	1	0	16.0	15	11	11	10	8	2	0	1	60	.250	1	3	0	1	0
17 GARNER, Ryan	7.30	0	3	16	4	0	0	1	1	37.0	46	33	30	14	12	9	3	6	149	.309	2	2	0	1	3
10 MOODY, Jacob	9.00	1	0	10	1	0	0	0	0	7.0	9	7	7	13	8	1	0	0	27	.333	7	1	0	0	0
Totals	3.97	30	29	59	59	2	1	1	15	530.1	524	283	234	193	368	83	8	21	2007	.261	34	65	5	22	38
Opponents	4.26	29	30	59	59	4	2	2	13	526.1	533	304	249	227	350	78	4	17	1983	.269	60	58	8	31	49



JUNIOR JAKE LITTLE



HEAD COACH
MARK KINGSTON
North Carolina '95

Career Record/Years
173-102/Five Years

Record at USF/Years
0-0/First Year



JUNIOR
LEVI
BORDERS



JUNIOR
JIMMY
HERGET

QUICK FACTS

Location: Tampa, Fla.
Founded: 1956
Enrollment: 47,122
Nickname: Bulls
Colors: Green & Gold
President: Dr. Judy Genshaft
Director of Athletics: Mark Harlan
Baseball Office Phone: (813) 974-2504
Assistant Coaches: Mike Current, Billy Mohl, Chris Cates
2014 Overall Record: 27-31
2014 American Record/Finish: 10-14/5th
Letterwinners Returning/Lost: 25/3
Baseball Contact: Lindsey Morrison
Phone: 813-974-4029
E-mail: lmorrison1@usf.edu
Web site: www.gousfbulls.com
Twitter: @USFBaseball

2015 SCHEDULE

FEBRUARY

13	vs.	Cal State Fullerton ¹	7 p.m.
14	vs.	Louisville ¹	6 p.m.
15	vs.	Alabama State ¹	3 p.m.
18		Florida	6:30 p.m.
20		Wagner	6:30 p.m.
21		Wagner	6:30 p.m.
22		Wagner	1 p.m.
24		FGCU	6:30 p.m.
27		High Point	6:30 p.m.
28		High Point	6:30 p.m.

MARCH

1		High Point	1 p.m.
3	at	Florida State	4 p.m.
4	at	Florida State	4 p.m.
6		Seton Hall	6:30 p.m.
7		Seton Hall	6:30 p.m.
8		Seton Hall	1 p.m.
11		Bethune-Cookman	6 p.m.
13		Florida A&M	6:30 p.m.
14		Florida A&M	6:30 p.m.
15		Florida A&M	1 p.m.
17		Stetson	6:30 p.m.
18		FIU	6:30 p.m.
20	at	Illinois	5 p.m.
21	at	Illinois	2 p.m.
22	at	Illinois	2 p.m.
24	at	FGCU	6:30 p.m.
27		Cincinnati *	6:30 p.m.
28		Cincinnati *	6:30 p.m.
29		Cincinnati *	1 p.m.
31	at	Stetson	6:30 p.m.

APRIL

2	at	UConn *	3 p.m.
3	at	UConn *	3 p.m.
4	at	UConn *	1 p.m.
7	at	FIU	6 p.m.
10		East Carolina *	6:30 p.m.
11		East Carolina *	6:30 p.m.
12		East Carolina *	1 p.m.
14		Stetson	6:30 p.m.
17	at	Memphis *	7:30 p.m.
18	at	Memphis *	3 p.m.
19	at	Memphis *	2 p.m.
22		Bethune-Cookman	6:30 p.m.
24		Houston *	6:30 p.m.
25		Houston *	6:30 p.m.
26		Houston *	1 p.m.

MAY

1	at	UCF *	6:30 p.m.
2	at	UCF *	4 p.m.
3	at	UCF *	1 p.m.
5	at	Florida	7 p.m.
8	at	Tulane *	7:30 p.m.
9	at	Tulane *	3 p.m.
10	at	Tulane *	2 p.m.
12	at	Jacksonville	6 p.m.
14		UCF *	6:30 p.m.
15		UCF *	6:30 p.m.
16		UCF *	1 p.m.

¹ - Clearwater, Fla.

All times Eastern and subject to change
Asterisk denotes American Athletic Conference game

2015 ROSTER

No.	Name	Pos.	Cl.	B/T	Ht.	Wt.	Hometown/Previous School
51	Joe Adel	RHP	R-Jr.	R/R	6-7	215	Gainesville, Fla./Buchholz HS
8	Nik Alfonso	SS/2B	R-Jr.	R/R	5-9	180	Tampa, Fla./Tampa Catholic HS
12	Levi Borders	C	Jr.	R/R	6-3	185	Winter Haven, Fla./Winter Haven HS
4	Luke Borders	INF/OF	So.	L/R	6-3	198	Winter Haven, Fla./Winter Haven HS
25	Joe Cavallaro	RHP	Fr.	R/R	6-5	200	Venice, Fla./Sarasota HS
24	Michael Clarkson	RHP	R-Jr.	R/R	6-1	205	Dunedin, Fla./Dunedin HS
28	Tommy Eveld	RHP	R-So.	R/R	6-5	194	Tampa, Fla./Jesuit HS
22	Michael Farley	RHP	So.	R/R	6-3	210	Valrico, Fla./Newsome HS
16	Zac Gilcrease	3B	Sr.	S/R	6-2	175	Tampa, Fla./Cambridge Christian
20	Jimmy Herget	RHP	Jr.	R/R	6-3	165	Tampa, Fla./Jefferson HS
19	Cody Hernandez	RHP	R-So.	R/R	6-0	180	Tampa, Fla./Tampa Catholic
15	Hayden Kelley	OF	Jr.	L/R	6-2	200	Tampa, Fla./Miami Dade CC
13	Brandon Lawson	RHP	So.	L/R	6-2	200	Hernando, Fla./Hernando HS
9	Andres Leal	UT	So.	L/R	5-9	185	Tampa, Fla./Tampa Catholic
7	Austin Lueck	OF	Sr.	R/R	6-0	215	Daytona, Fla./Lake Brantley HS
18	Luke Maglich	OF	Jr.	L/R	6-3	190	Sarasota, Fla./Riverview HS
6	Kevin Merrell	INF/OF	Fr.	L/R	6-0	181	Odessa, Fla./Steinbrenner HS
33	Vincent Miniet	3B	So.	R/R	6-0	200	Tampa, Fla./Jesuit HS
47	Casey Mulholland	RHP	Sr.	R/R	6-4	190	Bradenton, Fla./State College of Florida
44	Brandon Murray	RHP	So.	R/R	6-6	230	Orlando, Fla./West Orange HS
37	Tommy Peterson	RHP	R-So.	R/R	6-1	205	New Port Richey, Fla./River Ridge HS
29	Daniel Portales	UT	So.	R/R	6-3	205	Tampa, Fla./Jesuit HS
5	Buddy Putnam	UT	Sr.	L/R	6-3	185	Bartow, Fla./Bartow HS
27	Diego Rapalino	RHP	R-Jr.	R/R	6-4	180	Barranquilla, Colombia/British International College
17	Mark Savarese	RHP	So.	R/R	6-1	200	Palm City, Fla./St. Petersburg College
2	Clay Simmons	INF/OF	So.	R/R	6-1	195	Ocala, Fla./Lake Sumter HS
10	Jordan Strittmatter	RHP	Sr.	R/R	6-3	200	Apopka, Fla./Lake Brantley HS
3	Kyle Teaf	INF	Sr.	L/R	5-9	170	Tallahassee, Fla./Trinity Catholic HS
42	Ryan Valdes	OF/RHP	Jr.	R/R	6-0	165	Tampa, Fla./State College of Florida
40	Josh Walker	LHP	So.	L/L	6-6	200	Otisville, N.Y./Minisink Valley HS
26	David Whann	C	Fr.	R/R	5-11	170	Lakeland, Fla./George Jenkins HS


BULLS NOTEBOOK

- The Bulls return the majority of their starting lineup from a year ago, with only three letterwinners departing from the 2014 campaign.
- Senior Kyle Teaf will look to anchor the Bulls lineup for a second straight season. Teaf was the lone USF player to start every game during the 2014 season.
- Junior Jimmy Herget will look for another excellent campaign as the ace of the USF staff. Herget went 8-6 with a 1.26 ERA in 15 starts a year ago, and was named The American's Preseason Pitcher of the Year.
- The Bulls have an entirely new staff after the hiring of head coach Mark Kingston in June. Kingston, who came from Illinois State, will be joined by Mike Current, Billy Mohl and Chris Cates.
- USF will play 44 of its 56 games in the state of Florida and will host 33 games at home or down the road in Clearwater. The Bulls will not leave Florida until the end of March when they travel to Illinois.



SENIOR CASEY MULHOLLAND


USF BASEBALL STADIUM
CAPACITY - 3,211



2014 STATISTICS

Player	AVG	GP	GS	AB	R	H	2B	3B	HR	RBI	TBSLG%	BB	HBP	SO	GDP	OB%	SF	SH	SB	ATT	PO	A	E	FLD%	
3 TEAF, Kyle	.354	58	58	209	41	74	7	3	0	22	.87	416	42	9	26	1	.479	1	7	7	12	105	168	16	.945
7 LUECK, Austin	.272	48	35	137	19	38	11	1	0	11	.51	.372	15	5	35	3	.369	0	3	10	12	100	2	2	.981
4 BORDERS, Luke	.272	47	42	151	22	41	6	0	1	22	.50	.331	12	5	28	5	.341	2	5	1	1	4	0	1	.800
16 GILCREASE, Zac	.253	55	42	162	17	41	3	3	1	17	.53	.327	7	2	28	3	.291	1	3	0	1	50	65	9	.927
29 PORTALES, Daniel	.249	52	47	177	18	44	4	0	0	20	.48	.271	21	6	26	6	.345	2	1	0	1	108	6	1	.991
5 PUTNAM, Buddy	.248	47	41	149	18	37	5	2	2	22	.52	.349	8	1	23	4	.280	6	3	0	1	231	31	7	.974
18 MAGLICH, Luke	.244	54	47	164	20	40	5	3	2	30	.57	.348	29	2	44	4	.355	5	2	4	4	96	6	2	.981
12 BORDERS, Levi	.243	55	54	189	25	46	11	0	1	20	.60	.317	17	12	41	4	.341	2	4	1	1	340	44	4	.990
8 ALFONSO, Nik	.234	52	50	154	19	36	2	0	0	21	.38	.247	14	12	24	6	.343	1	7	5	6	79	108	11	.944
9 LEAL, Andres	.293	30	16	75	9	22	2	0	0	8	.24	.320	9	0	15	2	.365	1	1	0	0	23	41	3	.955
14 LETO, Vincent	.273	10	2	11	4	3	2	0	0	5	.5	.455	5	0	3	0	.471	1	0	0	0	4	1	0	1.000
35 ARENCIBIA, M.	.246	26	22	69	13	17	2	1	0	9	.21	.304	11	2	15	1	.361	1	1	1	1	42	0	1	.977
42 PARDO, Lawrence	.240	29	28	104	17	25	2	0	1	9	.30	.288	11	5	17	3	.342	0	1	0	0	215	16	5	.979
15 KELLEY, Hayden	.200	34	14	70	12	14	1	0	0	5	.15	.214	7	4	17	0	.309	0	2	2	3	49	1	0	1.000
33 MINNET, Vincent	.169	31	18	65	8	11	5	0	1	6	.19	.292	3	6	28	0	.270	0	0	0	0	16	30	6	.885
38 ALTIERI, Joe	.167	12	6	30	4	5	0	0	0	6	.5	.167	0	1	6	1	.188	1	1	0	0	32	3	0	1.000
Totals	.258	58	58	1916	266	494	68	13	9	233	.615	.321	211	72	376	43	.350	24	41	31	43	1531	586	74	.966
Opponents	.261	58	58	1924	249	503	77	15	13	228	.649	.337	206	68	351	41	.350	25	39	53	82	1513	609	79	.964

Player	ERA	W	L	APP	GS	CG	SHO	CBO	SV	IP	H	R	ER	BB	SO	2B	3B	HR	AB	B/Avg	WP	HBP	BK	SFA	SHA	
20 HERGET, Jimmy	1.26	8	6	15	15	2	0	1	0	107.1	91	25	15	15	27	90	12	0	1	390	.233	4	8	1	1	7
47 MULHOLLAND, C.	3.65	4	3	18	15	2	0	1	1	88.2	83	39	35	36	38	60	13	1	4	330	.252	9	10	0	3	4
19 HERNANDEZ, C.	1.66	1	1	14	1	0	0	0	0	21.2	27	9	4	6	7	3	1	0	91	.297	1	4	2	2	0	
10 STRITTMATTER, J.	1.93	1	2	31	0	0	0	2	4	28.0	15	7	6	15	23	0	0	1	92	.163	3	4	1	2	2	
17 SERRALLONGA, J.	2.13	2	3	27	3	0	0	1	2	50.2	45	17	12	19	28	3	0	1	179	.251	1	6	0	3	6	
22 FARLEY, Michael	3.58	1	3	11	3	0	0	0	1	27.2	23	13	11	8	24	3	5	0	106	.217	1	5	0	1	1	
13 LAWSON, Brandon	3.74	3	1	16	9	0	0	0	0	53.0	62	30	22	17	27	13	1	2	216	.287	8	5	0	3	3	
37 PETERSON, Tommy	4.30	3	4	17	7	0	0	0	0	46.0	44	26	22	12	30	8	1	1	176	.250	4	9	0	2	4	
25 THOMAS, Nolan	4.70	0	2	12	0	0	0	0	0	7.2	11	5	4	2	2	3	0	0	31	.355	2	3	0	0	1	
42 PARDO, Lawrence	4.72	0	3	24	2	0	0	0	2	34.1	33	22	18	27	34	4	2	0	124	.266	6	4	0	1	3	
44 MURRAY, Brandon	6.32	1	1	15	1	0	0	0	0	15.2	20	15	11	14	10	4	0	0	61	.328	4	2	0	2	3	
34 PATRICK, Justin	7.36	1	0	8	1	0	0	0	0	7.1	9	10	6	7	4	0	2	1	30	.300	2	1	0	2	1	
51 ADEL, Joe	9.24	2	2	10	1	0	0	0	0	12.2	21	14	13	9	8	6	1	0	55	.382	0	5	0	2	2	
40 WALKER, Josh	13.50	0	0	7	0	0	0	0	0	8.0	14	12	12	3	3	4	1	1	33	.424	0	2	0	1	2	
29 PORTALES, Daniel	27.00	0	0	2	0	0	0	0	0	1.2	5	5	5	2	1	1	0	1	10	.500	3	0	0	0	0	
Totals	3.47	27	31	58	58	4	2	2	10	510.1	503	249	197	206	351	77	15	13	1924	.261	48	68	4	25	39	



SENIOR KYLE TEAF


 HEAD COACH
DAVID PIERCE

Houston '88

 Career Record/Years
121-63/Three Years

 Record at Tulane/Years
0-0/First Year

 SENIOR
GARRETT
DESCHAMP

 SOPHOMORE
COREY
MERRILL

QUICK FACTS

Location: New Orleans, La.
Founded: 1843
Enrollment: 13,462
Nickname: Green Wave
Colors: Olive Green and Sky Blue
President: Michael A. Fitts
Director of Athletics: Rick Dickson
Baseball Office Phone: 504-862-8216
Assistant Coaches: Sean Allen, Philip Miller, Phil Haig
2014 Overall Record: 23-29
2014 C-USA Record/Finish: 10-18/10th
Position Starters Returning/Lost: 7/1
Pitching Starters Returning/Lost: 2/2
Letterwinners Returning: 22
Newcomers: 10
Baseball Contact: Curtis Akey
Phone: 504-314-7271
E-mail: cakey@tulane.edu
Website: www.tulanegreenwave.com
Twitter: @GreenWaveBSB

2015 SCHEDULE

FEBRUARY

13	at	Pepperdine	5 p.m.
14	at	Pepperdine	4 p.m.
15	at	Pepperdine	4 p.m.
18	at	Southeastern Louisiana	7 p.m.
20		San Francisco	7:30 p.m.
21		San Francisco	5 p.m.
22		San Francisco	2 p.m.
24	at	New Orleans	7:30 p.m.
25		New Orleans	7:30 p.m.
27		Creighton	7:30 p.m.
28		Creighton	5 p.m.

MARCH

1		Creighton	2 p.m.
3	at	Nicholls State	7 p.m.
6		Gonzaga	7:30 p.m.
7		Gonzaga	3 p.m.
8		Gonzaga	2 p.m.
11	at	Southern Miss	7 p.m.
13		Xavier	7:30 p.m.
14		Xavier	3 p.m.
15		Xavier	1 p.m.
17		Southeastern Louisiana	7:30 p.m.
20	at	UC Riverside	9 p.m.
21	at	UC Riverside	4 p.m.
22	at	UC Riverside	2 p.m.
24		LSU	7:30 p.m.
27		UConn *	7:30 p.m.
28		UConn *	3 p.m.
29		UConn *	2 p.m.
31	at	UNC-Wilmington	6 p.m.

APRIL

2	at	East Carolina *	6:30 p.m.
3	at	East Carolina *	6:30 p.m.
4	at	East Carolina *	Noon
7		Nicholls State	7:30 p.m.
10	at	Houston *	7:30 p.m.
11	at	Houston *	7:30 p.m.
12	at	Houston *	2 p.m.
14		Southern Miss	7:30 p.m.
17		UCF *	7:30 p.m.
18		UCF *	3 p.m.
19		UCF *	2 p.m.
21	at	LSU	7:30 p.m.
24	at	Cincinnati *	6 p.m.
25	at	Cincinnati *	6 p.m.
26	at	Cincinnati *	Noon
28		Southeastern Louisiana	7:30 p.m.

MAY

1		Houston *	7 p.m.
2		Houston *	3 p.m.
3		Houston *	2 p.m.
8		USF *	7:30 p.m.
9		USF *	3 p.m.
10		USF *	2 p.m.
14	at	Memphis *	7:30 p.m.
15	at	Memphis *	7:30 p.m.
16	at	Memphis *	2 p.m.


All times Eastern and subject to change
 Asterisk denotes American Athletic Conference game

2015 ROSTER

No.	Name	Pos.	Cl.	B/T	Ht.	Wt.	Hometown/Previous School
2	Stephen Alemais	INF	So.	R/R	6-0	180	Bronx, N.Y./All Hallows
15	Rainer Ausmus	INF	Fr.	R/R	6-2	198	Spring, Texas/Klein
32	Sam Bjornjeld	LHP	R-Fr.	L/L	6-5	220	Sugar Land, Texas/W.P. Clements
43	Matt Braud	UT	Jr.	R/R	5-9	180	River Ridge, La./Jesuit
23	Grant Brown	OF	So.	R/R	6-2	210	Gulfport, Miss./Gulfport
35	Cameron Burns	C	Jr.	R/R	6-0	175	Bellaire, Texas/Bellaire
8	Richard Carthon	OF	Jr.	L/R	5-8	195	Shreveport, La./C.E. Byrd
1	Garrett Deschamp	INF	Sr.	R/R	6-2	195	Denham Springs, La./Parkview Baptist
31	Patrick Duester	RHP	Jr.	R/R	6-6	220	Titusville, Fla./Astronaut
14	J.P. France	RHP	So.	R/R	6-1	200	Luling, La./Archbishop Shaw
9	John Gandolfo	OF	Sr.	R/R	6-0	180	Franklin Lakes, N.J./Ramapo
33	Ian Gibaut	RHP	Jr.	R/R	6-3	220	Houston, Texas/Lamar
29	Emerson Gibbs	RHP	Jr.	L/R	6-1	195	River Ridge, La./Jesuit
36	Jordan Gross	LHP	Jr.	L/L	6-2	215	Franklin Lakes, N.J./Don Bosco Prep
16	Hunter Hope	INF	So.	R/R	6-2	210	Jupiter, Fla./Dwyer
44	Brandon Issa	RHP	Fr.	R/R	6-4	185	Old Tappan, N.J./Old Tappan
13	Jackson Johnson	LHP	Fr.	L/L	5-9	165	Ponte Vedra Beach, Fla./Ponte Vedra
6	Lex Kaplan	OF	So.	L/L	6-2	210	St. Louis, Mo./Ladue
41	Max Karp	RHP	Fr.	R/R	6-2	220	North Caldwell, N.J./West Essex
11	Hunter Lapeyre	INF/OF	So.	R/R	6-0	180	New Orleans, La./Newman
34	Sam Martin	INF	Fr.	L/L	6-0	190	Tampa, Fla./Tampa Preparatory
28	Alex Massey	RHP	R-Jr.	R/R	6-2	190	Baton Rouge, La./Catholic
47	John McNamara	C	Jr.	R/R	6-0	185	Deerfield Beach, Fla./St. Thomas Aquinas
21	Corey Merrill	RHP	So.	R/R	6-4	225	Lutcher, La./Lutcher
18	Jeremy Montalbano	C	Jr.	R/R	6-1	200	Katy, Texas/Seven Lakes
38	Dan Rankin	RHP	R-So.	L/R	6-3	185	Katy, Texas/Seven Lakes
4	Jake Rogers	C	So.	R/R	6-2	185	Canyon, Texas/Canyon
37	Brandon Sequeira	RHP	Fr.	R/R	6-1	190	New Orleans, La./Jesuit
24	Trevor Simms	RHP/OF	Sr.	R/R	6-3	195	Hurst, Texas/Liberty Christian
20	Eric Steel	RHP	R-So.	L/R	5-10	170	Merritt Island, Fla./Merritt Island
30	Nico Symington	INF	Fr.	R/R	6-1	176	Ridgewood, N.J./Ridgewood
42	Troy Ward	RHP	Jr.	L/R	6-4	215	North Richland Hills, Texas/Richland
39	Hunter Williams	INF	So.	R/R	6-0	215	West Monroe, La./West Monroe
17	Jake Willsey	INF	So.	R/R	5-11	175	Chestnut Hill, Mass./The Rivers School
40	Tyler Wilson	INF	Sr.	R/R	5-11	215	Cedar Park, Texas/Vista Ridge
5	Tim Yandel	RHP/UT	Jr.	R/R	6-1	190	Woodstock, Ga./Etowah
45	Tyler Zamjahn	RHP	So.	R/R	6-1	185	Harahan, La./Brother Martin

GREEN WAVE NOTEBOOK

- David Pierce takes over the reins of the Tulane baseball program after being hired from Sam Houston State in June. Pierce takes over for Rick Jones, who retired after 21 years as the skipper of the Green Wave.
- Tulane's single-season total of 63 double plays turned set a school record while also ranking ninth in the NCAA in 2014. Senior infielder Garrett Deschamp posted a Tulane single-season record of double plays turned with 54 in 2014.
- Sophomore catcher Jake Rogers caught 23 runners stealing last season, the second-most by a freshman in the NCAA in 2014, and ranked in the top-15 in the entire NCAA by any class. Rogers' fielding percentage of .995 ranks as the eighth-best mark in Tulane single-season history.
- The Green Wave posted eight wins in walk-off fashion during the season, including one against a nationally ranked LSU team on March 25, the first win against an opponent ranked that high since 2009.



SOPHOMORE STEPHEN ALEMAIS



GREER FIELD AT
TURCHIN STADIUM
CAPACITY - 5,000



2014 STATISTICS

Player	AVG	GP	GS	AB	R	H	2B	3B	HR	RBI	TBSLG%	BB	HBP	SO	GDP	OB%	SF	SH	SB	ATT	PO	A	E	FLD%
16 Hunter Hope	.269	52	52	197	13	53	10	0	3	25	.72	365	15	1	63	2	.322	1	2	2	2	108	15	.900
1 Garrett Deschamp	.266	52	52	184	25	49	15	1	2	32	.72	.391	18	10	40	2	.360	2	4	2	3	392	90	.984
8 Richard Carthon	.258	52	52	186	28	48	5	1	0	17	.55	.296	17	16	35	4	.367	2	4	8	10	68	4	.935
41 Andrew Garner	.243	49	49	181	20	44	11	1	4	23	.69	.381	17	5	32	7	.320	3	0	2	4	49	2	.981
2 Stephen Alemais	.241	48	47	166	24	40	6	2	1	19	.53	.319	12	4	20	5	.306	1	3	11	12	96	174	.944
4 Jake Rogers	.202	52	49	163	13	33	5	1	0	7	.40	.245	12	2	23	2	.264	1	9	1	3	325	59	.995
17 Jake Willsey	.258	39	35	128	14	33	3	0	0	5	.36	.281	10	2	29	0	.317	2	1	1	2	60	129	.974
23 Grant Brown	.228	29	18	57	6	13	3	0	0	6	.16	.281	4	0	18	0	.274	1	0	4	4	17	0	.895
37 Nick DiMaggio	.213	20	13	47	2	10	4	0	0	9	.14	.298	7	1	10	2	.327	0	3	1	1	0	0	.000
11 Bowen Woodson	.211	28	22	76	11	16	4	0	0	6	.20	.263	4	3	19	0	.271	2	3	1	2	139	12	.987
6 Lex Kaplan	.178	43	37	118	12	21	3	0	0	8	.24	.203	19	1	27	2	.295	1	4	2	4	59	2	1.000
9 John Gandolfo	.133	20	10	30	5	4	0	0	0	1	.133	.3	3	2	9	3	.257	0	1	1	1	13	1	1.000
35 Cameron Burns	.100	9	3	10	0	1	0	0	0	0	.100	.0	0	0	3	0	.100	0	1	0	0	24	6	.968
39 Hunter Williams	.083	18	9	36	0	3	2	0	0	4	.139	.5	2	14	1	.233	0	0	0	0	0	2	0	1.000
19 Barry Buchowski	.083	11	7	24	0	2	1	0	0	0	.125	.5	1	9	1	.267	0	0	0	0	0	0	0	.000
40 Tyler Wilson	.077	13	7	26	1	2	1	0	0	0	.115	.2	0	4	0	.143	0	0	0	0	0	66	2	.986
7 Tim Yandel	.042	13	6	24	2	1	0	0	0	0	.042	.4	0	10	0	.179	0	1	0	0	0	18	4	.917
43 Matt Braud	.000	1	0	1	0	0	0	0	0	0	.000	.0	0	1	0	.000	0	0	0	0	0	0	0	.000
20 Brady Wilson	.000	1	0	0	0	0	0	0	0	0	.000	.0	0	0	0	.000	0	0	0	0	2	4	0	1.000
Totals	.226	52		1654	176	373	73	6	10	162	.488	.295	154	50	366	31	.308	16	36	36	48	1377	674	.970
Opponents	.272	52		1737	219	473	75	9	17	190	.617	.355	139	32	353	53	.335	13	38	25	52	1374	569	.974

Player	ERA	W	L	APP	GS	CG	SHO	CBO	SV	IP	H	R	ER	BB	SO	2B	3B	HRB/Avg	WPHBP	BKSFASHA	
31 Tyler Mapes	2.20	5	5	13	13	2	1	2	0	81.2	83	28	20	15	59	12	0	1	.270	3	8
5 Randy LeBlanc	2.46	4	5	14	14	2	0	0	0	91.1	89	35	25	20	66	12	1	3	.259	4	5
21 Corey Merrill	3.60	0	5	14	10	0	0	0	0	55.0	47	23	22	27	33	11	3	1	.235	2	4
<hr/>																					
34 Matt Horton	0.00	0	0	4	0	0	0	0	0	4.0	1	0	0	1	3	0	0	0	.071	0	0
42 Troy Ward	0.00	0	0	1	0	0	0	0	0	1.0	0	0	0	0	0	0	0	0	.000	0	0
7 Tim Yandel	0.50	1	1	13	0	0	0	0	1	18.0	10	2	5	1	7	11	0	0	.185	2	1
13 Kyle McKenzie	1.30	3	0	8	0	0	0	0	1	27.2	21	5	4	9	35	1	0	0	.210	0	1
33 Ian Gibaut	1.46	2	0	10	0	0	0	0	1	12.1	12	4	2	2	16	3	0	1	.267	1	2
41 Andrew Garner	2.08	1	0	7	0	0	0	1	1	8.2	8	4	2	0	5	1	0	0	.235	0	0
38 Dan Rankin	2.45	0	1	6	0	0	0	1	0	7.1	5	2	2	4	5	1	0	0	.217	0	1
26 Zach Flowers	4.20	0	2	8	1	0	0	0	0	15.0	20	10	7	6	7	4	1	2	.333	1	1
20 Brady Wilson	4.91	0	1	9	1	0	0	0	0	14.2	18	8	8	2	7	5	1	1	.321	0	4
28 Alex Massey	5.79	3	4	12	6	0	0	0	0	32.2	41	28	21	15	36	6	1	2	.299	4	2
14 J.P. France	5.91	2	3	14	4	0	0	1	1	35.0	40	25	23	7	36	5	2	3	.294	1	1
29 Emerson Gibbs	6.14	2	2	16	3	0	0	0	1	44.0	61	35	30	13	21	12	0	3	.343	4	1
45 Tyler Zamjahn	6.52	0	0	9	0	0	0	1	0	9.2	16	11	7	9	13	2	0	0	.372	4	0
36 Jordan Gross	9.00	0	0	1	0	0	0	0	0	1.0	1	1	1	1	2	0	0	0	.250	0	0
Totals	3.43	23	29	52	52	4	4	3	8	458.0	473	219	175	139	353	75	9	17	.272	26	32
Opponents	2.93	29	23	52	52	6	8	3	10	458.0	373	176	149	154	366	73	6	10	.226	18	50



JUNIOR ALEX MASSEY

UCF Knights
(36-23 Overall/17-7 The American)
FEBRUARY

14	Siena	W, 8-1
15	Siena	W, 11-4
16	Siena	W, 9-6
18	at No. 23/20 Florida	L, 1-5
<i>UCF Baseball Tournament (Orlando, Fla.)</i>		
21	vs. Ohio State	L, 3-9 (10)
22	vs. Oklahoma	W, 4-1
23	vs. The Citadel	W, 9-7
25	at Jacksonville	W, 5-3
28	at Ole Miss	L, 3-4 (13)

MARCH

1	at Ole Miss	L, 4-5 (10)
2	at Ole Miss	L, 2-9
4	at Bethune-Cookman	L, 2-5
5	Michigan	L, 2-3
7	Central Michigan	L, 6-7
8	Central Michigan	L, 2-3 (10)
9	Central Michigan	W, 5-4
11	No. 2/2 Florida State	L, 10-11
12	No. 2/2 Florida State	L, 1-18
14	Central Connecticut	W, 10-0
15	Central Connecticut	W, 9-8
16	Central Connecticut	L, 4-5
18	at No. 25 Miami	W, 9-2
21	Cincinnati *	W, 7-1
22	Cincinnati *	W, 7-4
23	Cincinnati *	W, 5-1
26	Bethune-Cookman	W, 4-1
28	Temple *	W, 6-4
29	Temple *	W, 8-2
30	Temple *	W, 12-5

APRIL

1	at North Florida	W, 8-4
4	at USF *	W, 2-0
5	at USF *	L, 2-4
6	at USF *	W, 6-3
9	No. 24/24 Miami	L, 5-6
11	at Memphis *	L, 2-1
12	at Memphis *	W, 9-8
13	at Memphis *	W, 10-0
15	Florida A&M	W, 11-4
17	No. 10/9 Louisville *	W, 8-2
17	No. 10/9 Louisville *	W, 4-3 (11)
18	No. 10/9 Louisville *	L, 2-3
25	Rutgers *	W, 3-1
26	Rutgers *	W, 4-3
27	Rutgers	W, 10-3

MAY

2	at No. 16/18 Houston *	W, 4-3
3	at No. 16/18 Houston *	L, 3-4
4	at No. 16/18 Houston *	L, 2-5
6	Florida Atlantic	L, 0-1
7	at Florida Atlantic	W, 4-1
9	Presbyterian	W, 11-0
10	Presbyterian	L, 3-6
11	Presbyterian	W, 11-2
13	at No. 4/4 Florida State	W, 8-2
15	at UConn *	L, 4-5
15	at UConn *	L, 5-6
16	at UConn *	W, 7-6
<i>The American Championship (Clearwater, Fla.)</i>		
21	vs. UConn	W, 7-1
22	vs. Temple	W, 6-2
24	vs. No. 16/17 Houston	L, 8-13

Asterisk denotes conference game

Cincinnati Bearcats
(22-31 Overall/6-18 The American)
FEBRUARY

16	at Elon	L, 5-6 (10)
17	at Elon	L, 1-3
<i>Wake Forest Tournament (Winston Salem, N.C.)</i>		
21	at Wake Forest	W, 5-0
22	vs. Radford	L, 5-6
23	vs. Missouri	W, 11-5
<i>Virginia Tech Tournament (Blacksburg, Va.)</i>		
28	vs. UMass-Lowell	L, 0-1
28	at Virginia Tech	L, 1-4

MARCH

1	vs. UMass-Lowell	L, 2-6
2	at Virginia Tech	L, 6-9
5	at No. 23/22 Kentucky	L, 0-7
5	at No. 23/22 Kentucky	L, 11-4
7	Youngstown State	W, 12-9
8	Youngstown State	W, 1-0
9	Eastern Michigan	L, 4-5
11	at Dayton	W, 18-5
14	Akron	W, 8-5
15	Akron	L, 0-8
15	Akron	W, 4-2
18	Wright State	W, 12-3
21	at UCF *	L, 1-7
22	at UCF *	L, 4-7
23	at UCF *	L, 1-5
28	USF *	L, 1-2
29	USF *	W, 3-2
30	USF *	L, 6-7

APRIL

1	Miami (Ohio)	W, 8-7
4	at Temple *	L, 5-7
5	at Temple *	W, 11-5
6	at Temple ¹ *	L, 2-7
<i>Joe Nuxhall Classic (Oxford, Ohio)</i>		
8	vs. Wright State	W, 8-7
9	at Miami (Ohio)	W, 7-4
11	UConn *	W, 3-1
12	UConn *	L, 2-7
13	UConn *	L, 3-14
15	Xavier	W, 2-0
17	at Rutgers *	L, 4-5
18	at Rutgers *	L, 1-3
19	at Rutgers *	L, 1-4
25	No. 14/16 Houston *	L, 4-11
26	No. 14/16 Houston *	W, 3-0
27	No. 14/16 Houston *	L, 1-5
30	at Xavier	L, 3-6

MAY

2	at Army	W, 4-3
3	at Army	W, 3-2
4	at Army	W, 15-3
7	Toledo	W, 12-7
9	Memphis *	W, 5-1
10	Memphis *	L, 2-11
11	Memphis *	W, 8-5
13	at Ohio State	L, 3-11
15	at No. 10/6 Louisville *	L, 1-5
16	at No. 10/6 Louisville *	L, 1-5
17	at No. 10/6 Louisville *	L, 0-10

¹ Camden, N.J.

Asterisk denotes conference game

UConn Huskies
(27-31 Overall/9-14 The American)
FEBRUARY

<i>Snowbird Baseball Tournament (Port Charlotte, Fla.)</i>		
14	vs. Ohio State	L, 2-8
15	vs. Indiana State	L, 0-3
16	vs. Auburn	L, 3-7
<i>Baseball at the Beach Tournament (Conway, S.C.)</i>		
21	vs. Wichita State	W, 2-1 (10)
22	vs. George Mason	W, 11-2
23	vs. Illinois	W, 6-0
28	at Lipscomb	W, 6-4 (10)

MARCH

1	at Lipscomb	L, 3-4
2	at Lipscomb	L, 1-14
7	at Florida	L, 0-1 (11)
8	at Florida	L, 1-2 (10)
9	at Florida	L, 5-6 (10)
11	vs. Sacred Heart ¹	W, 5-0
<i>Big 5 Baseball Bash (Philadelphia, Pa.)</i>		
14	vs. Saint Peter's	W, 10-1
15	at LaSalle	W, 17-1
16	at Villanova	W, 7-6
18	vs. Harvard ²	W, 9-4
19	vs. Central Connecticut ²	W, 6-1
21	at USF *	L, 1-2
22	at USF *	L, 2-6
23	at USF *	W, 4-2
25	at Hartford	L, 2-3
28	Rutgers *	L, 5-7
29	Rutgers *	W, 11-4

APRIL

1	at Boston College	L, 1-2
2	Yale	W, 14-1
4	vs. Bryant ³	L, 2-7
5	vs. Stony Brook ³	L, 3-6
6	vs. Bryant ³	L, 3-5
8	at Northeastern	W, 2-0
9	Brown	W, 7-4
11	at Cincinnati *	L, 1-3
12	at Cincinnati *	W, 7-2
13	at Cincinnati *	W, 14-3
17	Temple *	W, 4-1
18	Temple *	L, 4-7 (14)
19	Temple *	L, 2-6
21	Central Connecticut	W, 9-1
22	at UMass	W, 8-5
23	at Quinnipiac	W, 5-3
25	at No. 13/17 Louisville *	L, 0-2
26	at No. 13/17 Louisville *	L, 1-6
27	at No. 13/17 Louisville *	L, 2-8
29	at UMass	L, 4-5

MAY

2	at Memphis *	W, 8-5
3	at Memphis *	L, 1-6
4	at Memphis *	W, 13-2
10	No. 16/18 Houston *	L, 1-3
11	No. 16/18 Houston *	L, 2-7
11	No. 16/18 Houston *	L, 4-8
13	vs. Rhode Island ³	W, 7-0
13	vs. Rhode Island ³	L, 9-12 (13)
15	UCF *	W, 5-4
15	UCF *	W, 6-5
16	UCF *	L, 6-7
<i>The American Championship (Clearwater, Fla.)</i>		
21	vs. UCF	L, 1-7
22	vs. No. 16/17 Houston	W, 7-2
24	vs. Temple	L, 4-9

¹ Yaphank, N.Y.² Winter Haven, Fla.³ Norwich, Conn.

Asterisk denotes conference game

East Carolina Pirates
(33-26/16-14 Conference USA)
FEBRUARY

14	James Madison	W, 6-5
15	James Madison	L, 2-5
16	James Madison	W, 4-2
18	Campbell	W, 8-3
21	at No. 1/6 Virginia	L, 2-3
22	at No. 1/6 Virginia	L, 0-4
23	at No. 1/6 Virginia	L, 2-6
25	at VCU	L, 0-3
28	Western Kentucky	W, 2-1 (10)

MARCH

1	Pittsburgh	W, 4-2
2	Ohio State	W, 3-2
5	at UNC Greensboro	W, 4-3 (10)
8	Marshall *	L, 8-9
8	Marshall *	W, 1-0
9	Marshall *	L, 2-5
11	UNC Greensboro	L, 5-6
12	vs. Wake Forest ¹	L, 4-5
14	Tulane *	L, 2-7
15	Tulane *	W, 5-2
15	Tulane *	W, 13-3 (8)
19	VCU	L, 4-8
21	at Charlotte *	W, 5-3
22	at Charlotte *	W, 8-5
22	at Charlotte *	W, 5-2
26	North Carolina Central	W, 12-5
28	UMBC	W, 13-3
28	UMBC	W, 6-0
30	UMBC	W, 2-1

APRIL

2	at North Carolina State	L, 2-3
4	at No. 12/14 Rice *	W, 3-2
5	at No. 12/14 Rice *	L, 0-8
6	at No. 12/14 Rice *	W, 2-1
9	North Carolina State	W, 7-0
11	at Old Dominion *	L, 3-7
12	at Old Dominion *	L, 5-9
13	at Old Dominion *	W, 12-7 (12)
16	UNC Wilmington	W, 8-5
17	Middle Tennessee *	W, 1-0
18	Middle Tennessee *	L, 1-6
18	Middle Tennessee *	W, 5-1
21	Old Dominion	L, 3-5
22	North Carolina	W, 3-2
25	at Florida Atlantic *	L, 3-4
26	at Florida Atlantic *	W, 6-4
27	at Florida Atlantic *	W, 2-1
29	at North Carolina	W, 1-0

MAY

2	FIU *	L, 1-7
3	FIU *	L, 4-6
4	FIU *	L, 1-2
10	at Southern Miss *	W, 7-5 (15)
10	at Southern Miss *	L, 1-2
11	at Southern Miss *	L, 4-6
13	High Point	W, 7-4
16	UTSA *	W, 3-2
16	UTSA *	L, 1-2
17	UTSA *	W, 3-2 (10)
<i>C-USA Championship (Hattiesburg, Miss.)</i>		
21	at Southern Miss	W, 9-8 (11)
22	vs. UTSA	L, 3-8
23	at Southern Miss	L, 1-3

¹ Wilson, N.C.

Asterisk denotes conference game

Houston Cougars
(48-18 Overall/14-9 The American)
FEBRUARY

14	Nicholls State	W, 3-0
15	Nicholls State	W, 4-0
16	Nicholls State	W, 3-2
19	at No. 15/15 Rice	W, 3-0
21	Michigan	W, 2-1
22	Michigan	W, 1-0 (10)
23	Michigan	W, 4-3
25	McNeese State	W, 5-2
<i>Houston College Classic (Minute Maid Park)</i>		
28	vs. Texas Tech	W, 9-0

MARCH

1	vs. No. 15/22 Texas	L, 2-3
2	vs. No. 16/23 TCU	L, 2-1
5	vs. Texas A&M-Corpus Christi	W, 10-0
<i>Dodgertown Classic (Los Angeles, Calif.)</i>		
7	at USC	W, 6-1
8	at No. 13/11 UCLA	W, 4-3
<i>Dodgertown Classic (Malibu, Calif.)</i>		
9	at Pepperdine	L, 0-3
11	Baylor	W, 7-2
14	Towson	W, 6-3
15	Towson	W, 20-3
16	Towson	W, 7-6
18	Lamar	L, 2-4
19	Texas Southern	W, 1-0
21	College of Charleston	W, 8-3
22	College of Charleston	W, 3-2
23	College of Charleston	W, 7-1
25	No. 10/11 Rice	W, 6-2
28	Memphis*	L, 1-2
29	Memphis*	W, 6-3
30	Memphis*	W, 6-2

APRIL

1	at Texas A&M	W, 10-8
5	at Rutgers*	L, 3-7
5	at Rutgers*	W, 9-1
6	at Rutgers*	W, 2-1
8	Texas State	W, 7-1
11	No. 13/11 Louisville*	L, 2-4
12	No. 13/11 Louisville*	L, 2-3
13	No. 13/11 Louisville*	L, 3-10
15	at Sam Houston State	W, 5-2
17	USF*	W, 3-2
18	USF*	L, 3-4
19	USF*	W, 5-3
22	Sam Houston State	L, 4-5
25	at Cincinnati*	W, 11-4
26	at Cincinnati*	L, 0-3
27	at Cincinnati*	W, 15-1
29	at McNeese State	W, 8-2

MAY

2	No. 23 UCF*	L, 3-4
3	No. 23 UCF*	W, 4-3
4	No. 23 UCF*	W, 5-2
6	Prairie View A&M	W, 6-0
10	at UConn*	W, 3-1
11	at UConn*	W, 7-2
11	at UConn*	W, 8-4
13	vs. No. 14/15 Rice ¹	W, 7-3
15	at Temple*	L, 1-4
17	at Temple*	W, 7-5
<i>The American Championship (Clearwater, Fla.)</i>		
21	vs. Temple	W, 3-0
22	vs. UConn	L, 2-7
23	vs. UCF	W, 13-8
25	vs. No. 12/7 Louisville	W, 10-4
<i>NCAA Regional (Baton Rouge, La.)</i>		
30	vs. Bryant	W, 3-2 (10)
31	vs. No. 7/5 LSU	L, 1-5

JUNE

1	vs. SE Louisiana	W, 9-5
1	vs. No. 7/5 LSU	W, 5-4 (11)
2	vs. No. 7/5 LSU	W, 12-2
<i>NCAA Super Regional (Austin, Texas)</i>		
6	vs. No. 21/20 Texas	L, 2-4
7	vs. No. 21/20 Texas	L, 0-4

Asterisk denotes conference game

Memphis Tigers
(30-29 Overall/8-16 The American)
FEBRUARY

14	Western Michigan	W, 5-2
15	Western Michigan	W, 3-2
16	Western Michigan	W, 4-2
19	at No. 7/4 Mississippi State	W, 6-4
21	at Samford	W, 11-5
22	at Samford	L, 2-3
23	at Samford	W, 8-0
25	Belmont	W, 2-1
28	Southeast Missouri	W, 8-4

MARCH

1	Southeast Missouri	W, 9-5
1	Southeast Missouri	W, 3-2
5	at No. 25/15 Ole Miss	W, 4-1
7	Central Arkansas	L, 2-4 (17)
8	Central Arkansas	W, 2-1 (14)
9	Central Arkansas	L, 4-8
11	at Belmont	L, 5-12
14	at Saint Louis	L, 4-6
15	at Saint Louis	W, 9-7
15	at Saint Louis	L, 5-7
18	vs. Murray State	W, 12-8
21	Temple*	L, 1-3
22	Temple*	W, 13-7
23	Temple*	L, 3-4
25	at Arkansas State	L, 7-10
28	at No. 17/17 Houston*	W, 2-1
29	at No. 17/17 Houston*	L, 3-6
30	at No. 17/17 Houston*	L, 2-6

APRIL

1	Middle Tennessee	L, 5-6
2	Middle Tennessee	W, 8-4
4	at No. 11/8 Louisville*	L, 4-5
5	at No. 11/8 Louisville*	W, 3-2
6	at No. 11/8 Louisville*	L, 7-8
8	vs. No. 19/13 Ole Miss ¹	L, 1-9
9	vs. Austin Peay ²	L, 3-5
11	UCF*	W, 2-1
12	UCF*	L, 8-9
13	UCF*	L, 0-10
15	Arkansas State	L, 4-6
18	Alcorn State	W, 8-1
19	Alcorn State	W, 6-4
20	Alcorn State	W, 13-3
22	vs. Vanderbilt ³	L, 1-2
25	at USF*	L, 1-3
26	at USF*	L, 3-5
27	at USF*	W, 7-5
30	Mississippi Valley St.	W, 17-1

MAY

2	UConn*	L, 5-8
3	UConn*	W, 6-1
4	UConn*	L, 2-13
9	at Cincinnati*	L, 1-5
10	at Cincinnati*	W, 11-5
11	at Cincinnati*	L, 5-8
13	UT-Martin	W, 11-0
15	Rutgers*	W, 8-3
16	Rutgers*	L, 0-7
17	Rutgers*	L, 5-7
<i>The American Championship (Clearwater, Fla.)</i>		
22	vs. No. 12/7 Louisville	L, 3-13
23	vs. Rutgers	W, 5-1
24	vs. USF	W, 2-1

¹ AutoZone Park² Millington, Tenn.³ Jackson, Tenn.

Asterisk denotes conference game

USF Bulls
(27-31 Overall/10-14 The American)
FEBRUARY*UNF Best Bet Classic (Jacksonville, Fla.)*

15	vs. Liberty	W, 2-1
15	vs. Richmond	W, 11-4
16	at North Florida	W, 12-1
18	at FGCU	W, 5-1
21	Penn State	W, 19-1
22	Penn State	W, 11-7
23	Penn State	W, 6-5
28	Columbia	L, 4-6

MARCH

1	Columbia	W, 13-5
1	Columbia	W, 7-2
2	Columbia	L, 0-1
4	Florida State	L, 1-5
5	Florida State	L, 1-4
7	Northwestern	W, 7-0
8	Northwestern	W, 4-2
9	Northwestern	L, 4-6
12	FIU	L, 2-8
14	Rhode Island	W, 5-1
15	Rhode Island	W, 4-3
16	Rhode Island	L, 13-16
21	UConn*	W, 2-1
22	UConn*	W, 6-2
23	UConn*	L, 2-4
25	FIU	L, 0-9
28	at Cincinnati*	W, 2-1
30	at Cincinnati*	L, 2-3
30	at Cincinnati*	W, 7-6

APRIL

1	Stetson	L, 3-6
2	Stetson	L, 1-2
4	UCF*	L, 0-2
5	UCF*	W, 4-2
6	UCF*	L, 3-6
11	Temple*	W, 13-6
12	Temple*	L, 5-6
13	Temple*	W, 6-3
15	Stetson	W, 10-3
17	at No. 14/15 Houston*	L, 2-3
18	at No. 14/15 Houston*	W, 4-3
19	at No. 14/15 Houston*	L, 3-5
22	FGCU	L, 3-5
25	Memphis*	W, 3-1
26	Memphis*	W, 5-3
27	Memphis*	L, 5-7
29	North Florida	L, 5-6

MAY

3	No. 13/8 Louisville*	L, 1-3
3	No. 13/8 Louisville*	L, 2-3 (11)
4	No. 13/8 Louisville*	L, 5-9
7	at FIU	W, 6-4
9	at Rutgers*	L, 1-3
10	at Rutgers*	L, 4-5
11	at Rutgers*	L, 2-12
13	at No. 8/13 Florida	L, 2-8
15	at Georgia Tech	W, 8-0
16	at Georgia Tech	L, 0-3
17	at Georgia Tech	L, 5-12
<i>The American Championship (Clearwater, Fla.)</i>		
21	vs. Rutgers	L, 0-10 (7)
23	vs. No. 12/7 Louisville	W, 2-1
24	vs. Memphis	L, 1-2

Asterisk denotes conference game

Tulane Green Wave
(23-29 Overall/10-18 Conference USA)
FEBRUARY

14	Arkansas-Pine Bluff	W, 7-0
15	Arkansas-Pine Bluff	W, 3-1
15	Arkansas-Pine Bluff	W, 3-2
16	Arkansas-Pine Bluff	W, 11-4
21	at Louisiana Tech *	W, 12-8
22	at Louisiana Tech *	W, 16-3
23	at Louisiana Tech *	L, 2-5
25	at Nicholls State	W, 1-0

MARCH

1	Sacred Heart	L, 2-3
2	Sacred Heart	W, 6-5 (10)
3	Sacred Heart	L, 4-6
<i>Cal Baseball Classic (Berkeley, Calif.)</i>		
7	at California	W, 10-5
8	vs. No. 25/24 Arkansas	L, 0-4
9	vs. San Francisco ¹	L, 0-9
12	No. 14/10 Louisiana-Lafayette	L, 4-7
14	at East Carolina *	W, 7-2
15	at East Carolina *	L, 2-5
15	at East Carolina *	L, 3-13 (8)
18	Southeastern Louisiana	L, 3-6
19	at New Orleans	L, 3-7
21	Middle Tennessee *	W, 2-0
22	Middle Tennessee *	W, 2-1 (11)
23	Middle Tennessee *	L, 4-5
25	No. 8/4 LSU	W, 3-2 (11)
28	at Marshall *	L, 2-3
30	at Marshall *	L, 1-2 (7)

APRIL

1	at No. 4/5 Louisiana-Lafayette	L, 0-16
4	UTSA *	L, 1-8
4	UTSA *	W, 4-1
5	UTSA *	L, 0-5
9	at Southeastern Louisiana	L, 1-5
11	No. 21/20 Rice *	L, 3-4
12	No. 21/20 Rice *	L, 1-2
13	No. 21/20 Rice *	L, 7-11
15	McNeese State	W, 3-2 (10)
17	at Charlotte *	L, 0-2
18	at Charlotte *	L, 1-2
22	at No. 9/6 LSU	L, 0-6
25	Wichita State	W, 5-1 (12)
26	Wichita State	W, 5-4
27	Wichita State	L, 3-10
29	Nicholls State	W, 8-1

MAY

2	Southern Miss *	L, 2-4
3	Southern Miss *	W, 5-3
4	Southern Miss *	W, 3-0
6	Southeastern Louisiana	W, 3-2
9	at UAB *	L, 0-1
10	at UAB *	L, 2-7
11	at UAB *	L, 0-2
15	FIU *	L, 1-9
16	FIU *	W, 3-2
17	FIU *	W, 2-1

Asterisk denotes conference game

THE AMERICAN AMONG 2014 NCAA LEADERS

Individual Leaders

Bases on Balls		
5. Casey Grayson, Houston	66	52
21. Sutton Whiting, Louisville	61	43
27. Kyle Teaf, USF	58	42

Doubles		
12. Derek Peterson, Temple	47	23
29. Jeff Gardner, Louisville	65	20

Hit By Pitch		
18. Blake Davey, UConn	56	21

Hits		
22. Cole Sturgeon, Louisville	67	87

Home Runs		
19. Tommy Williams, UCF	58	12
44. Blake Davey, UConn	56	10

On Base Percentage		
18. Kyle Teaf, USF	58	.479
25. Bobby Melley, UConn	58	.475

Runs		
20. Cole Sturgeon, Louisville	67	58
50. Kyle Survance, Houston	65	53

Runs Batted In		
6. Jeff Gardner, Louisville	65	68
26. James Vasquez, UCF	58	56

Stolen Bases			
4. Sutton Whiting, Louisville	61	37	43
8. Kyle Survance, Houston	65	31	38
19. Jack Sundberg, UConn	57	27	34
46. Grant Kay, Louisville	65	23	26

Total Bases		
47. Jeff Gardner, Louisville	65	126

Triples		
7. Cole Sturgeon, Louisville	67	7
39. Brian O'Grady, Rutgers	54	5

Earned Run Average				
5. Tyler Ford, Houston	69.0	10	9	1.17
8. Jimmy Herget, USF	107.1	25	15	1.26
11. Zach Rodgers, UCF	79.1	19	12	1.36

Hits Allowed Per Nine Innings			
7. Andrew Zapata, UConn	63.0	39	5.57
19. Tyler Ford, Houston	69.0	47	6.13
32. Kyle Funkhouser, Louisville	120.1	85	6.36
36. Howie Brey, Rutgers	76.1	55	6.48
49. Anthony Kidston, Louisville	76.2	56	6.57

Saves		
6. Nick Burdi, Louisville	37.0	18
24. Chase Wellbrock, Houston	46.1	12

Strikeouts		
9. Kyle Funkhouser, Louisville	120.1	122
47. Eric Skoglund, UCF	110.0	94

WHIP				
2. Tyler Ford, Houston	69.0	5	47	0.75
49. Zach Rodgers, UCF	79.1	14	66	1.01

Wins	
1. Kyle Funkhouser, Louisville	13
49. Eric Skoglund, UCF	9
49. Tyler Ford, Houston	9
49. Aaron Garza, Houston	9
49. Anthony Kidston, Louisville	9

THE AMERICAN AMONG 2014 NCAA LEADERS

Team Leaders

Bases on Balls		
6. Houston	66	292
29. Louisville	67	246

Doubles		
22. Louisville	67	115

Hit By Pitch		
6. Louisville	67	109
19. UConn	58	93
41. Cincinnati	53	78
50. UCF	59	75

Hits		
12. Louisville	67	636
33. Houston	66	606

Home Runs		
31. UCF	59	36

On Base Percentage		
35. Louisville	67	.378
46. Houston	66	.373

Runs		
5. Louisville	67	417

Slugging Percentage		
46. Louisville	67	.397

Stolen Bases			
2. Louisville	67	133	167
26. Cincinnati	53	88	124
33. Houston	66	85	111
35. UConn	58	83	120

Triples		
8. Rutgers	55	24
30. Louisville	67	19

Earned Run Average				
8. Houston	589.0	187	154	2.35
20. Louisville	602.0	223	187	2.80
45. UConn	524.0	243	186	3.19

Hits Allowed Per Nine Innings			
12. Louisville	602.0	495	7.40
17. Houston	589.0	504	7.70
48. UCF	538.1	484	8.09

Strikeouts Per Nine Innings			
5. Louisville	602.0	564	8.4

WHIP				
4. Houston	589.0	119	504	1.06
29. Louisville	602.0	249	495	1.24

Double Plays		
40. USF	58	54

THE AMERICAN in the 2014 RPI

2014 American Teams

Rank	School
5.	Houston
18.	Louisville
50.	UCF
89.	Rutgers
115.	Memphis
132.	UConn
142.	USF
163.	Cincinnati
221.	Temple

Teams Joining The American

Rank	School
74.	East Carolina
146.	Tulane

YEAR-BY-YEAR RESULTS

2014	Conference			Overall		
	W	L	Pct.	W	L	Pct.
Louisville	19	5	.792	50	17	.746
UCF	17	7	.708	36	23	.610
Houston	14	9	.609	48	18	.727
Rutgers	14	9	.609	30	25	.545
USF	10	14	.417	27	31	.466
Temple	9	14	.391	15	32	.319
UConn	9	14	.391	27	31	.466
Memphis	8	16	.333	30	29	.508
Cincinnati	6	18	.250	22	31	.415

CHAMPIONSHIP RESULTS

2014

Bright House Field - Clearwater, Fla.

Wednesday, May 21 (American Digital Network)

Game 1 UCF 7, UConn 1

Game 2 Houston 3, Temple 0

Game 3 Rutgers 10, USF 0 (7 Innings)

Thursday, May 23 (American Digital Network)

Game 4 UConn 7, Houston 2

Game 5 Louisville 13, Memphis 3 (7 Innings)

Game 6 UCF 6, Temple 2

Friday, May 24 (American Digital Network)

Game 7 Memphis 5, Rutgers 1

Game 8 USF 2, Louisville 1

Game 9 Houston 13, UCF 8

Saturday, May 25 (American Digital Network)

Game 10 Temple 9, UConn 4

Game 11 Louisville 9, Rutgers 3

Game 12 Memphis 2, USF 1

Sunday, May 26 (ESPNU)

FINAL Houston 10, Louisville 4

ALL-TOURNAMENT TEAMS

2014

Andrew Lantrip, P, Houston

Jimmy Herget, P, USF

Kyle Gibson, C, Louisville

Keaton Aldridge, C, Memphis

James Vasquez, IF, UCF

Casey Grayson, IF, Houston

Josh Vidales, IF, Houston

Kyle Teaf, IF, USF

Jeff Gardner, OF, Louisville

Kyle Survance, OF, Houston

Vinny Zarrillo, OF, Rutgers

Nick Solak, DH, Rutgers

Most Outstanding Player: Josh Vidales, IF, Houston

ANNUAL AWARD WINNERS

Player of the Year

2014 Jeff Gardner, Louisville, Sr., OF

Pitcher of the Year

2014 Eric Skoglund, UCF, Jr., LHP

Rookie of the Year

2014 Andrew Lantrip, Houston, RHP
Gaby Rosa, Rutgers, RHP

Coach of the Year

2014 Terry Rooney, UCF

* - Unanimous Selection

NCAA CHAMPIONSHIP RESULTS

2014

Louisville

defeated Kent State 5-0 (Regionals; Louisville, Ky.)

defeated Kansas 6-3 (Regionals; Louisville, Ky.)

defeated Kentucky 4-1 (Regionals; Louisville, Ky.)

defeated Kennesaw State 5-3 (Super Regionals; Louisville, Ky.)

defeated Kennesaw State 7-4 (Super Regionals; Louisville, Ky.)

lost to Vanderbilt 5-3 (College World Series; Omaha, Neb.)

lost to Texas 4-1 (College World Series; Omaha, Neb.)

Houston

defeated Bryant 3-2 (10 Innings) (Regionals; Baton Rouge, La.)

lost to LSU 5-1 (Regionals; Baton Rouge, La.)

defeated SE Louisiana 9-5 (Regionals; Baton Rouge, La.)

defeated LSU 5-4 (11 Innings) (Regionals; Baton Rouge, La.)

defeated LSU 12-2 (Regionals; Baton Rouge, La.)

lost to Texas 4-2 (Super Regionals; Austin, Texas)

lost to Texas 4-0 (Super Regionals; Austin, Texas)

ANNUAL NCAA RESULTS

Year	Teams	W-L
2014	2	9-5

ANNUAL NCAA RESULTS

School	Appearances	Record	Years
Houston	1	4-3	2014
Louisville	1	5-2	2014

WEEKLY AWARD WINNERS

2014

Feb. 17 Player: Pitcher:	Jeff Gardner, OF, Louisville Jared West, LHP, Houston
Feb. 24 Player: Pitcher:	Zach Lucas, INF, Louisville Tyler Ford, LHP, Houston
March 3 Player: Pitcher:	Brian O'Grady, 1B, Rutgers Aaron Garza, RHP, Houston
March 10 Player: Pitcher:	Frankie Ratcliff, SS, Houston Casey Mulholland, RHP, USF
March 17 Player: Pitcher:	Zach Lucas, INF, Louisville Eric Skoglund, LHP, UCF
March 24 Player: Pitcher:	Sam Tolleson, DH, UCF Eric Skoglund, LHP, UCF
March 31 Player: Pitcher:	Kyle Survance, OF, Houston Caleb Wallingford, LHP, Memphis
April 7 Player: Pitcher:	Tommy Williams, SS, UCF Eric Skoglund, LHP, UCF
April 14 Player: Pitcher:	Blake Davey, OF, UConn Ryan Meyer, RHP, UCF
April 21 Player: Pitcher:	Casey Grayson, 1B, Houston Eric Skoglund, LHP, UCF
April 28 Player: Pitcher:	Danny Rosenbaum, DH, Louisville Connor Walsh, RHP, Cincinnati
May 5 Player: Pitcher:	Jeff Gardner, OF, Louisville Kyle Funkhouser, RHP, Louisville
May 12 Player: Pitcher:	Connor McVey, SS, Cincinnati Nick Burdi, RHP, Louisville
May 19 Player: Pitcher:	James Vasquez, 1B, UCF Jimmy Herget, RHP, USF

ALL CONFERENCE TEAMS

2014

First Team All-Conference

P	Eric Skoglund *, UCF
P	Kyle Funkhouser *, Louisville
P	Caleb Wallingford, Memphis
P	Jimmy Herget, USF
RP	Nick Burdi, Louisville
C	Max McDowell, UConn
C	Caleb Barker, Houston
1B	Bobby Melley, UConn
2B	Nick Favatella, Rutgers
SS	Tommy Williams, UCF
3B	Alex Chittenden, Louisville
OF	Ian Happ, Cincinnati
OF	Blake Davey, UConn
OF	Jeff Gardner *, Louisville
DH	Justin Montemayor *, Houston

Second Team All-Conference

P	Zach Rodgers, UCF
P	Aaron Garza, Houston
P	Jake Lemoine, Houston
P	Jared Ruxer, Louisville
RP	Chase Wellbrock, Houston
C	Levi Borders, USF
1B	James Vasquez, UCF
1B	Casey Grayson, Houston
2B	Dylan Moore, UCF
SS	Kyle Teaf, USF
3B	Derek Peterson, Temple
OF	Derrick Salberg, UCF
OF	Kyle Survance, Houston
OF	Cole Sturgeon, Louisville
DH	Sam Tolleson, UCF

Third Team All-Conference

P	Anthony Marzi, UConn
P	Jon Reed, Memphis
P	Howie Brey, Rutgers
1B	Brian O'Grady, Rutgers
2B	Zach Lucas, Louisville
SS	Pat Sweeney, Rutgers
3B	Connor Hollis, Houston
OF	Erik Barber, UCF
OF	Justin Glass, Cincinnati
OF	Matt Williams, Cincinnati
OF	Jake Little, Memphis
OF	Mike Carter, Rutgers
OF	Vinny Zarrillo, Rutgers
DH	Luke Borders, USF

* - Unanimous Selection

PRESEASON ALL-CONFERENCE TEAMS

2014

Preseason Players of the Year

Jeff Gardner, OF, Louisville

Preseason Pitchers of the Year

Jimmy Herget, USF

Carson Cross, UConn

Preseason Team

P Carson Cross, RJr., UConn

P Anthony Kidston, So., Louisville

P Kyle Funkhouser, So., Louisville

P Jimmy Herget, So., USF

RP Nick Burdi, Jr., Louisville*

C Carter White, Jr., Memphis

1B Tucker Tubbs, Jr., Memphis

2B Nik Alonso, RSo., USF

SS Sutton Whitting, Jr., Louisville

3B Justin Montemayor, So., Houston*

OF Jeff Gardner, Sr., Louisville

OF Ian Happ, So., Cincinnati

OF Cole Sturgeon, Sr., Louisville

OF Vinny Zarrilo, Jr., Rutgers

DH Bret Gordon, Sr., UCF

*unanimous selection

PRESEASON COACHES' POLLS

2014

School (First Place Votes) Points

1.	Louisville (8)	64
2.	UCF	47
	UConn	47
	Houston (1)	47
5.	USF	34
6.	Memphis	30
7.	Rutgers	27
8.	Cincinnati	18
9.	Temple	8

ANNUAL STATISTICAL LEADERS

INDIVIDUAL - ALL GAMES

Batting Average

2014 Bobby Melley, UConn .359

Slugging Percentage

2014 Jeff Gardner, Louisville .525

On-Base Percentage

2014 Kyle Teaf, USF .479

Runs Scored

2014 Cole Sturgeon, Louisville 58

Hits

2014 Cole Sturgeon, Louisville 87

Runs Batted In

2014 Jeff Gardner, Louisville 68

Doubles

2014 Derek Peterson, Temple 23

Triples

2014 Cole Sturgeon, Louisville 7

Home Runs

2014 Tommy Williams, UCF 12

Total Bases

2014 Jeff Gardner, Louisville 126

Walks

2014 Casey Grayson, Houston 52

Hit By Pitch

2014 Blake Davey, UConn 21

Sac Bunts

2014 JoMarcus Woods, UCF 20

Stolen Bases

2014 Sutton Whiting, Louisville 37

Earned Run Average

2014 Tyler Ford, Houston 1.17

Opposing Batting Average

2014 Andrew Zapata, UConn .180

Innings Pitched

2014 Kyle Funkhouser, Louisville 120.1

Strikeouts

2014 Kyle Funkhouser, Louisville 122

Wins

2014 Kyle Funkhouser, Louisville 13

Saves

2014 Nick Burdi, Louisville 18

INDIVIDUAL - CONFERENCE GAMES

Batting Average

2014 Bobby Melley, UConn .395

Slugging Percentage

2014 Bobby Melley, UConn .568

On-Base Percentage

2014 Bobby Melley, UConn .505

Runs Scored

2014 Dylan Moore, UCF 22

Hits

2014 Mike Carter, Rutgers 33

Runs Batted In

2014 Jeff Gardner, Louisville 26

Doubles

2014 Derek Peterson, Temple 12

Triples

2014 Seven Tied 2

Home Runs

2014 Erik Barber, UCF 5

Tommy Williams, UCF 5

Blake Davey, UConn 5

Justin Glass, Cincinnati 5

Total Bases

2014 Jeff Gardner, Louisville 48

Total Bases

2014 Jeff Gardner, Louisville

Walks

2014 Vinny Zarrillo, Rutgers

Hit By Pitch

2014 Three Tied

Sac Bunts

2014 Josh Vidales, Houston

Stolen Bases

2014 Kyle Survance, Houston

Earned Run Average

2014 Kyle Funkhouser, Louisville

Opposing Batting Average

2014 Ryan Meyer, UCF

Innings Pitched

2014 Jimmy Herget, USF

Strikeouts2014 Kyle Funkhouser, Louisville
Jimmy Herget, USF**Wins**

2014 Kyle Funkhouser, Louisville

Saves

2014 Nick Burdi, Louisville

TEAM - ALL GAMES**Batting Average**

2014 Louisville

Slugging Percentage

2014 Louisville

On-Base Percentage

2014 Louisville

Runs Scored

2014 Louisville

Hits

2014 Louisville

Runs Batted In

2014 Louisville

Doubles

2014 Louisville

Triples

2014 Rutgers

Home Runs

2014 UCF

Total Bases

2014 Louisville

Walks

2014 Houston

Hit By Pitch

2014 Louisville

TB

48

BB

20

HBP

8

Sac

7

SB

19

ERA

0.99

AVG

.169

IP

61.0

SO

58

58

W

7

SV

10

Sac Bunts

2014 UCF

Stolen Bases

2014 Louisville

Earned Run Average

2014 Houston

Opposing Batting Average

2014 Louisville

Innings Pitched

2014 Louisville

Strikeouts

2014 Louisville

Wins

2014 Louisville

Saves

2014 Louisville

TEAM - CONFERENCE GAMES**Batting Average**

2014 UCF

Slugging Percentage

2014 UCF

On-Base Percentage

2014 UCF

Runs Scored

2014 UCF

Hits

2014 UCF

Runs Batted In

2014 UCF

Doubles

2014 UCF

Triples

2014 Rutgers

Home Runs

2014 UCF

Total Bases

2014 UCF

Walks

2014 Houston/UCF/Rutgers

Hit By Pitch

2014 Louisville

Sac Bunts

2014 Houston

Stolen Bases

2014 Louisville

Earned Run Average

2014 Houston

Sac

66

SB

133

ERA

2.35

AVG

.228

IP

602.0

SO

564

W

50

SV

22

Avg.

.281

Pct.

.406

Pct

.368

Runs

131

Hits

222

RBI

123

2B

41

3B

8

HR

18

TB

321

BB

87

HBP

39

Sac

29

SB

45

ERA

2.54

Opposing Batting Average

2014 Louisville

AVG

.229

Innings Pitched

2014 Louisville

IP

220.0

Strikeouts

2014 Louisville

SO

209

Wins

2014 Louisville

W

19

Saves

2014 Louisville

SV

12

SEASON RECORDS

TEAM - ALL GAMES

Batting Average

.285 Louisville, 2014
.283 Rutgers, 2014
.278 Houston, 2014
.271 UCF, 2014
.269 Memphis, 2014

Slugging Percentage

.397 Louisville, 2014
.380 Rutgers, 2014
.373 UCF, 2014
.352 Houston, 2014
.349 UConn, 2014

On-Base Percentage

.378 Louisville, 2014
.373 Houston, 2014
.365 Rutgers, 2014
.364 UConn, 2014

Runs Scored

417 Louisville, 2014
340 Houston, 2014
335 UCF, 2014
304 Memphis, 2014
304 Rutgers, 2014

Hits

636 Louisville, 2014
606 Houston, 2014
541 UCF, 2014
537 UConn, 2014
533 Memphis, 2014

Runs Batted In

376 Louisville, 2014
303 UCF, 2014
297 Houston, 2014
269 Rutgers, 2014
262 Memphis, 2014

Doubles

115 Louisville, 2014
92 Houston, 2014
86 Rutgers, 2014
82 UConn, 2014
81 UCF, 2014

Triples

24 Rutgers, 2014
19 Louisville, 2014
13 USF, 2014
13 Temple, 2014
10 Cincinnati, 2014

Home Runs

36 UCF, 2014
32 Louisville, 2014
22 UConn, 2014
17 Houston, 2014
17 Memphis, 2014

Total Bases

885 Louisville, 2014
767 Houston, 2014
744 UCF, 2014
699 UConn, 2014
692 Rutgers, 2014

Walks

292 Houston, 2014
246 Louisville, 2014
227 Memphis, 2014
218 UConn, 2014
214 UCF, 2014

Hit By Pitch

109 Louisville, 2014
93 UConn, 2014
78 Cincinnati, 2014
75 UCF, 2014
72 USF, 2014

Sac Bunts

66 UCF, 2014
65 Houston, 2014
61 Louisville, 2014
49 Memphis, 2014
41 USF, 2014

Stolen Bases

133 Louisville, 2014
88 Cincinnati, 2014
85 Houston, 2014
83 UConn, 2014
73 Memphis, 2014

Earned Run Average

2.35 Houston, 2014
2.80 Louisville, 2014
3.19 UConn, 2014
3.38 UCF, 2014
3.47 USF, 2014

Opposing Batting Average

.228 Louisville, 2014
.234 Houston, 2014
.246 UCF, 2014
.254 UConn, 2014
.261 Memphis, 2014

Innings Pitched

602.0 Louisville, 2014
589.0 Houston, 2014
538.1 UCF, 2014
530.1 Memphis, 2014
524.0 UConn, 2014

Strikeouts

564	Louisville, 2014
426	Houston, 2014
378	UCF, 2014
371	UConn, 2014
368	Memphis, 2014

Saves

22	Louisville, 2014
17	Houston, 2014
17	Rutgers, 2014
15	Memphis, 2014
14	UCF, 2014

INDIVIDUAL - ALL GAMES

Batting Average

.359	Bobby Melley, UConn, 2014
.354	Kyle Teaf, USF, 2014
.340	James Vasquez, UCF, 2014
.331	Pat Sweeney, Rutgers, 2014
.330	Matt Williams, Cincinnati, 2014

Slugging Percentage

.525	Jeff Gardner, Louisville, 2014
.519	James Vasquez, UCF, 2014
.512	Blake Davey, UConn, 2014
.510	Brian O'Grady, Rutgers, 2014
.502	Bobby Melley, UConn, 2014

On-Base Percentage

.479	Kyle Teaf, USF, 2014
.475	Bobby Melley, UConn, 2014
.452	Blake Davey, UConn, 2014
.445	James Vasquez, UCF, 2014
.443	Ian Happ, Cincinnati, 2014

Runs Scored

58	Cole Sturgeon, Louisville, 2014
53	Kyle Survance, Houston, 2014
51	Sutton Whiting, Louisville, 2014
49	Grant Kay, Louisville, 2014
48	Blake Davey, UConn, 2014

Hits

87	Cole Sturgeon, Louisville, 2014
78	Casey Grayson, Houston, 2014
78	Kyle Survance, Houston, 2014
75	Jeff Gardner, Louisville, 2014
75	Bobby Melley, UConn, 2014

Runs Batted In

68	Jeff Gardner, Louisville, 2014
56	James Vasquez, UCF, 2014
48	Casey Grayson, Houston, 2014
47	Bobby Melley, UConn, 2014
45	Tommy Williams, UCF, 2014

Doubles

23	Derek Peterson, Temple, 2014
20	Jeff Gardner, Louisville, 2014
17	Dylan Moore, UCF, 2014
16	Bobby Melley, UConn, 2014
16	Casey Grayson, Houston, 2014
16	Cole Sturgeon, Louisville, 2014
16	Nick Favatella, Rutgers, 2014

Triples

7	Cole Sturgeon, Louisville, 2014
5	Brian O'Grady, Rutgers, 2014
4	Matt Williams, Cincinnati, 2014
4	Joe D'Annunzio, Rutgers, 2014
4	Tom Marcinczyk, Rutgers, 2014
4	Pat Sweeney, Rutgers, 2014

Home Runs

12	Tommy Williams, UCF, 2014
10	Blake Davey, UConn, 2014
9	Jeff Gardner, Louisville, 2014
8	James Vasquez, UCF, 2014
6	Erik Barber, UCF, 2014
6	Casey Grayson, Houston, 2014

Total Bases

126	Jeff Gardner, Louisville, 2014
123	Cole Sturgeon, Louisville, 2014
114	Casey Grayson, Houston, 2014
107	James Vasquez, UCF, 2014
105	Tommy Williams, UCF, 2014
105	Bobby Melley, UConn, 2014

Walks

52	Casey Grayson, Houston, 2014
43	Sutton Whiting, Louisville, 2014
42	Kyle Teaf, USF, 2014
39	Frankie Ratcliff, Houston, 2014
38	Josh Vidales, Houston, 2014

Hit By Pitch

21	Blake Davey, UConn, 2014
17	Bobby Melley, UConn, 2014
16	Justin Glass, Cincinnati, 2014
16	Grant Kay, Louisville, 2014
15	Jeff Gardner, Louisville, 2014

Sac Bunts

20	JoMarcus Woods, UCF, 2014
11	Colin Lyman, Louisville, 2014
11	Cole Sturgeon, Louisville, 2014
11	Darien Tubbs, Memphis, 2014
10	Kam Gellinger, UCF, 2014

Stolen Bases

37	Sutton Whiting, Louisville, 2014
31	Kyle Survance, Houston, 2014
27	Jack Sundberg, UConn, 2014
23	Grant Kay, Louisville, 2014
20	Darien Tubbs, Memphis, 2014

Earned Run Average

1.17	Tyler Ford, Houston, 2014
1.26	Jimmy Herget, USF, 2014
1.36	Zach Rodgers, UCF, 2014
1.94	Kyle Funkhouser, Louisville, 2014
2.27	Jared Ruxer, Louisville, 2014

Opposing Batting Average

.180	Andrew Zapata, UConn, 2014
.192	Tyler Ford, Houston, 2014
.201	Kyle Funkhouser, Louisville, 2014
.204	Howie Brey, Rutgers, 2014
.215	Anthony Kidston, Louisville, 2014

Innings Pitched

120.1	Kyle Funkhouser, Louisville, 2014
110.0	Eric Skoglund, UCF, 2014
108.0	Aaron Garza, Houston, 2014
107.1	Jimmy Herget, USF, 2014
106.2	Jake Lemoine, Houston, 2014

Strikeouts

122	Kyle Funkhouser, Louisville, 2014
94	Eric Skoglund, UCF, 2014
90	Jimmy Herget, USF, 2014
87	Jake Lemoine, Houston, 2014
71	Matt Hockenberry, Temple, 2014

Wins

13	Kyle Funkhouser, Louisville, 2014
9	Eric Skoglund, UCF, 2014
9	Tyler Ford, Houston, 2014
9	Aaron Garza, Houston, 2014
9	Anthony Kidston, Louisville, 2014

Saves

18	Nick Burdi, Louisville, 2014
12	Chase Wellbrock, Houston, 2014
9	Jon Young, Rutgers, 2014
8	Bryce Beeler, Memphis, 2014
5	Zach Rodgers, UCF, 2014
5	Trent Thompson, UCF, 2014
5	Colton Cleary, Cincinnati, 2014
5	David Mahoney, UConn, 2014