



SUN BELT CONFERENCE

2025 FOOTBALL

Media Guide



SUN BELT CONFERENCE

1500 Sugar Bowl Drive

New Orleans, Louisiana 70112

www.sunbeltsports.org

Commissioner

Keith Gill

Deputy Commissioner

Kathy Keene, Ph. D.

Senior Associate Commissioner /

Chief Financial Officer

Herbert L. Carter, III

Senior Associate Commissioner /

Chief Communications & Branding Officer

Sam Knehans

Senior Associate Commissioner /

Football & Broadcasting

Travis Llewellyn

Associate Commissioner /

Championships & Sport Administration

Spencer Dodd

Associate Commissioner /

Communications & Branding

Adam Miller

Associate Commissioner /

Governance & Compliance

Maura Smith

Assistant Commissioner /

Communications & Branding

Victoria Ahlbrecht

Assistant Commissioner /

Championships & Sport Administration

Delanie Authement

Assistant Commissioner /

Compliance

Matt Ward

Assistant Commissioner /

Championships & Sport Administration

Al Wilson

Executive Director of Administration

Jean Czernia

Director of Broadcasting

Jordan Harris

Director of Communications

Billy Mangum

Director of Championships

George McLaughlin

Director of Creative Video

Constantine Svingos

OVERVIEW

| | |
|---------------------------------|-----|
| Commissioner Keith Gill | 4 |
| Sun Belt Conference Staff | 5 |
| 2025 Composite Schedule | 6-7 |
| Championship Game | 8 |

YEAR IN REVIEW

| | |
|---------------------------|------|
| 2024 Year in Review | 9-11 |
|---------------------------|------|

RECORD BOOK

| | |
|---------------------------------|-------|
| Team Records | 12-19 |
| Individual Records | 20-27 |
| Career Records | 28-31 |
| Championship Game Records | 32-33 |

ARCHIVE

| | |
|------------------------------------|-------|
| All-Conference Honors | 34-57 |
| Player of the Week Archive | 58-65 |
| Year-by-Year Final Standings | 66-89 |
| All-Time Sun Belt Standings | 90 |
| NFL Draft History | 91-93 |



COMMISSIONER KEITH GILL



Keith Gill, who was named the Sun Belt Conference's sixth commissioner on March 19, 2019, has directed the Sun Belt through an historic period in college athletics that saw the Football Bowl Subdivision league become a 14-member football conference across 10 contiguous states. James Madison, Marshall, Old Dominion and Southern Miss all

became full members on July 1, 2022.

In the College Football Playoff era (since 2014), the Sun Belt owns a .571 bowl winning percentage, trailing only the SEC (.584). In 2023, the Sun Belt had a conference-record and national-best 12 Bowl Season participants—outpacing the totals from the ACC (11), Big Ten (9), Big 12 (9), SEC (9) and Pac-12 (8). No other non-autonomy conference has more than seven Bowl Season participants.

The conference has boasted multiple 10-win teams for six-straight seasons, has claimed four victories over autonomy five programs in back-to-back years and has hosted ESPN'S College GameDay three times over the past four seasons.

The Sun Belt has enjoyed broad-based success during Gill's tenure, having been a multi-bid league in baseball, softball, men's soccer, women's soccer, volleyball and men's golf. The Sun Belt was one of five conferences—joining the ACC, Big 12, Pac-12 and SEC—to produce an NCAA Super Regional qualifier in both baseball and softball in 2023.

From the beginning, Gill established priorities for the Sun Belt Conference, emphasizing the academic success and personal development of student-athletes. He has successfully expanded the league's national profile through branding and inclusion initiatives.

The Sun Belt is showcased through a media rights partnership with ESPN that runs through the 2030-31 academic year. For the 13th consecutive year in 2024, every Sun Belt home football game appeared on an ESPN platform.

Gill's work regarding inclusion and racial inequity included

the launch of the BE THE CHANGE initiative in June 2020, demonstrating to SBC student-athletes the value of being civic minded throughout their lives. The conference also established and encouraged its teams and fans to visit the Sun Belt Conference Civil Rights Trail, which highlights historic sites and landmarks found in the geographic footprint of its member schools.

Gill, the first Black Commissioner in FBS history, is a member of the NCAA Men's Basketball Committee on a five-year term that runs through the 2025-26 campaign. He was elected Vice Chair of the committee for the 2024-25 season and will serve as Chair of the group for the 2025-26 campaign. Gill also sits on the NCAA Division I Nominating Committee and the NCAA Playing Rules Oversight Panel (PROP).

A 25-year veteran of intercollegiate athletics, Gill previously served as Executive Associate Commissioner at the Atlantic 10 Conference (2017-19) and the Director of Athletics at Richmond (2013-17) and American (2007-12). He also worked in the athletics departments at Oklahoma and Vanderbilt, along with two stints in the membership services department at the NCAA national office, where he began his career as a postgraduate intern.

Gill graduated from Duke University as a four-year football student-athlete in 1994 and earned his master's degree from Oklahoma in 2006.





SUN BELT CONFERENCE

1500 Sugar Bowl Drive
 New Orleans, Louisiana 70112
www.sunbeltsports.org

| | |
|--|------------------------|
| Commissioner..... | Keith Gill |
| Deputy Commissioner..... | Kathy Keene, Ph. D. |
| Senior Associate Commissioner / Chief Financial Officer..... | Herbert L. Carter, III |
| Senior Associate Commissioner / Chief Communications & Branding Officer..... | Sam Knehans |
| Senior Associate Commissioner / Football & Broadcasting..... | Travis Llewellyn |
| Associate Commissioner / Championships & Sport Administration..... | Spencer Dodd |
| Associate Commissioner / Communications & Branding..... | Adam Miller |
| Associate Commissioner / Governance & Compliance..... | Maura Smith |
| Assistant Commissioner / Communications & Branding..... | Victoria Ahlbrecht |
| Assistant Commissioner / Championships & Sport Administration..... | Delanie Authement |
| Assistant Commissioner / Compliance..... | Matt Ward |
| Assistant Commissioner / Championships & Sport Administration..... | Al Wilson |
| Executive Director of Administration..... | Jean Czernia |
| Director of Broadcasting..... | Jordan Harris |
| Director of Communications..... | Billy Mangum |
| Director of Championships..... | George McLaughlin |
| Director of Creative Video..... | Constantine Svingos |



The Sun Belt Conference has been headquartered in New Orleans since 1991 and has resided at the Superdome since 2013.

2025 COMPOSITE SCHEDULE

Thursday, August 28

Saint Francis at ULM

Friday, August 29

App State vs. Charlotte

Saturday, August 30

Coastal Carolina at Virginia
Georgia Southern at Fresno State
Georgia State at Ole Miss
Weber State at James Madison
Marshall at Georgia
Old Dominion at Indiana
Southeast Missouri State at Arkansas State
Rice at Louisiana
Morgan State at South Alabama
Mississippi State at Southern Miss
Eastern Michigan at Texas State
Nicholls at Troy

Friday, Sept. 5

James Madison at Louisville

Saturday, Sept. 6

Lindenwood at App State
Charleston Southern at Coastal Carolina
Georgia Southern at USC
Memphis at Georgia State
Missouri State at Marshall
North Carolina Central at Old Dominion
Arkansas State at Arkansas
McNeese at Louisiana
ULM at Alabama
Tulane at South Alabama
Jackson State at Southern Miss
Texas State at UTSA
Troy at Clemson

Saturday, Sept. 13

East Carolina at Coastal Carolina
Jacksonville State at Georgia Southern
Murray State at Georgia State
Eastern Kentucky at Marshall
Old Dominion at Virginia Tech
Iowa State at Arkansas State
Louisiana at Missouri
South Alabama at Auburn
App State at Southern Miss*
Texas State at Arizona State
Memphis at Troy

Saturday, Sept. 20

Maine at Georgia Southern
Georgia State at Vanderbilt
James Madison at Liberty
Marshall at Middle Tennessee
Arkansas State at Kennesaw State
Louisiana at Eastern Michigan
ULM at UTEP
Coastal Carolina at South Alabama*

Southern Miss at Louisiana Tech
Nicholls at Texas State
Troy at Buffalo

Saturday, Sept. 27

App State at Boise State
Georgia Southern at James Madison*
Liberty at Old Dominion
Marshall at Louisiana*
Arkansas State at ULM*
South Alabama at North Texas
Jacksonville State at Southern Miss

Saturday, Oct. 4

Oregon State at App State
James Madison at Georgia State*
Coastal Carolina at Old Dominion*
Texas State at Arkansas State*
ULM at Northwestern
South Alabama at Troy*

Thursday, Oct. 9

Southern Miss at Georgia Southern*

Saturday, Oct. 11

ULM at Coastal Carolina*
App State at Georgia State*
Louisiana at James Madison*
Old Dominion at Marshall*
Troy at Texas State*

Tuesday, Oct. 14

Arkansas State at South Alabama*

Saturday, Oct. 18

Coastal Carolina at App State*
Georgia State at Georgia Southern*
Old Dominion at James Madison*
Texas State at Marshall*
Southern Miss at Louisiana*
Troy at ULM*

Thursday, Oct. 23

South Alabama at Georgia State*

Saturday, Oct. 25

App State at Old Dominion*
Georgia Southern at Arkansas State*
ULM at Southern Miss*
Louisiana at Troy*

Tuesday, Oct. 28

James Madison at Texas State*

Thursday, Oct. 30

Marshall at Coastal Carolina*

Saturday, Nov. 1

Old Dominion at ULM*
Louisiana at South Alabama*
Arkansas State at Troy*

Thursday, Nov. 6

Georgia Southern at App State*

Saturday, Nov. 8

Georgia State at Coastal Carolina*
James Madison at Marshall*
Southern Miss at Arkansas State*
Texas State at Louisiana*

Thursday, Nov. 13

Troy at Old Dominion*

Saturday, Nov. 15

Coastal Carolina at Georgia Southern*
Marshall at Georgia State*
App State at James Madison*
South Alabama at ULM*
Texas State at Southern Miss*

Thursday, Nov. 20

Louisiana at Arkansas State*

Saturday, Nov. 22

Marshall at App State*
Coastal Carolina at South Carolina
Old Dominion at Georgia Southern*
Washington State at James Madison
Southern Miss at South Alabama*
ULM at Texas State*
Georgia State at Troy*

Saturday, Nov. 29

Arkansas State at App State*
James Madison at Coastal Carolina*
Georgia Southern at Marshall*
Georgia State at Old Dominion*
ULM at Louisiana*
Troy at Southern Miss*
South Alabama at Texas State*

Friday, Dec. 5

Sun Belt Football Championship Game; 7 p.m. ET/6 p.m. CT - ESPN

* Denotes Sun Belt Conference Game

SUN BELT CHAMPIONSHIP GAME



The 2025 season will be the eighth year the Sun Belt will conduct divisional play. The two divisions are:

WEST DIVISION:

Arkansas State
Louisiana
ULM
South Alabama
Southern Miss
Texas State
Troy


EAST DIVISION:

App State
Coastal Carolina
Georgia Southern
Georgia State
James Madison
Marshall
Old Dominion

The Sun Belt Conference will conduct its Football Championship Game at 7 p.m. ET / 6 p.m. CT on Friday, December 5, 2025. The game will be broadcast nationwide on ESPN. The winner of the East Division will meet the winner of the West Division at the home site of the divisional champion with the best overall conference winning percentage. App State (2018, 2019), Coastal Carolina (2020), Louisiana (2020, 2021), Troy (2022, 2023) and Marshall (2024) own Sun Belt football titles during the championship game era. The 2020 game was cancelled due to COVID-19 contact tracing and Coastal Carolina and Louisiana were named co-champions.



The Most Valuable Player of the Sun Belt Conference Football Championship game is presented with one of the most unique awards in all of sports, a custom made wrestling/boxing championship belt. Marshall quarterback Braylon Braxton hoisted the belt following his MVP performance in 2024.



In its first title game appearance, Marshall won the 2024 Sun Belt Conference Football Championship game and became the first visiting team to do so. The winners of the Sun Belt's two divisions play for the championship and the home site is awarded to the team with the best winning percentage in conference games.



2024 YEAR IN REVIEW

SUN BELT CONFERENCE FOOTBALL

2024 FINAL STANDINGS

CONFERENCE

OVERALL

| | W-L | Pct. | PF | PA | Streak | W-L | Pct. | PF | PA | H | A | N | Streak |
|----------------------|-----|------|-----|-----|--------|------|------|-----|-----|-----|-----|-----|---------|
| EAST DIVISION | | | | | | | | | | | | | |
| * \$ Marshall | 7-1 | .875 | 283 | 194 | Won 6 | 10-3 | .769 | 414 | 300 | 6-0 | 4-3 | 0-0 | Won 7 |
| \$ Georgia Southern | 6-2 | .750 | 218 | 189 | Won 2 | 8-5 | .615 | 364 | 359 | 4-2 | 4-2 | 0-1 | Lost 1 |
| \$ James Madison | 4-4 | .500 | 230 | 179 | Lost 1 | 9-4 | .692 | 433 | 266 | 5-1 | 3-3 | 1-0 | Won 1 |
| Old Dominion | 4-4 | .500 | 256 | 229 | Won 1 | 5-7 | .417 | 336 | 336 | 2-4 | 3-3 | 0-0 | Won 1 |
| \$ Coastal Carolina | 3-5 | .375 | 211 | 256 | Won 1 | 6-7 | .462 | 373 | 411 | 3-3 | 3-3 | 0-1 | Lost 1 |
| App State | 3-5 | .375 | 214 | 267 | Lost 1 | 5-6 | .455 | 293 | 362 | 4-1 | 1-5 | 0-0 | Lost 1 |
| Georgia State | 1-7 | .125 | 187 | 284 | Lost 1 | 3-9 | .250 | 286 | 406 | 2-4 | 1-5 | 0-0 | Lost 1 |
| WEST DIVISION | | | | | | | | | | | | | |
| \$ Louisiana | 7-1 | .875 | 279 | 174 | Won 2 | 10-4 | .714 | 433 | 338 | 4-3 | 6-0 | 0-1 | Lost 2 |
| \$ Arkansas State | 5-3 | .625 | 211 | 252 | Lost 1 | 8-5 | .615 | 336 | 418 | 5-1 | 2-4 | 1-0 | Won 1 |
| \$ Texas State | 5-3 | .625 | 295 | 183 | Won 1 | 8-5 | .615 | 475 | 319 | 4-3 | 3-1 | 1-1 | Won 2 |
| South Alabama | 5-3 | .625 | 262 | 173 | Lost 1 | 7-6 | .538 | 447 | 327 | 3-3 | 3-3 | 0-1 | Won 1 |
| ULM | 3-5 | .375 | 173 | 226 | Lost 5 | 5-7 | .417 | 252 | 345 | 4-2 | 1-5 | 0-0 | Lost 6 |
| Troy | 3-5 | .375 | 214 | 225 | Won 1 | 4-8 | .333 | 312 | 341 | 3-3 | 1-5 | 0-0 | Won 1 |
| Southern Miss | 0-8 | .000 | 117 | 319 | Lost 8 | 1-11 | .083 | 183 | 453 | 1-5 | 0-6 | 0-0 | Lost 10 |

* -- Sun Belt Conference Champion; \$ -- Bowl-eligible

APP STATE (5-6, 3-5)

| | | |
|-------|-----------------------|-----------|
| 8/31 | ETSU | W, 38-10 |
| 9/7 | at Clemson | L, 66-20 |
| 9/14 | at East Carolina | W, 21-19 |
| 9/19 | * SOUTH ALABAMA | L, 48-14 |
| 9/28 | LIBERTY | Cancelled |
| 10/5 | * at Marshall | L, 52-37 |
| 10/12 | * at Louisiana | L, 34-24 |
| 10/26 | * GEORGIA STATE | W, 33-26 |
| 11/2 | * OLD DOMINION | W, 28-20 |
| 11/7 | * at Coastal Carolina | L, 38-24 |
| 11/23 | * JAMES MADISON | W, 34-20 |
| 11/30 | * at Georgia Southern | L, 29-20 |

ARKANSAS STATE (8-5, 5-3)

| | | |
|-------|---------------------|----------|
| 8/31 | CENTRAL ARKANSAS | W, 34-31 |
| 9/7 | TULSA | W, 28-24 |
| 9/14 | at Michigan | L, 28-18 |
| 9/21 | at Iowa State | L, 52-7 |
| 10/5 | * SOUTH ALABAMA | W, 18-16 |
| 10/12 | * at Texas State | L, 41-9 |
| 10/19 | * at Southern Miss | W, 44-28 |
| 10/26 | * TROY | W, 34-31 |
| 11/9 | * at Louisiana | L, 55-19 |
| 11/16 | * at Georgia State | W, 27-20 |
| 11/23 | * ULM | W, 28-21 |
| 11/30 | * OLD DOMINION | L, 40-32 |
| 12/26 | ^ vs. Bowling Green | W, 38-31 |

COASTAL CAROLINA (6-7, 3-5)

| | | |
|-------|-----------------------|----------|
| 8/29 | at Jacksonville State | W, 55-27 |
| 9/7 | WILLIAM & MARY | W, 40-21 |
| 9/14 | at Temple | W, 28-20 |
| 9/21 | VIRGINIA | L, 43-24 |
| 10/5 | * OLD DOMINION | W, 45-37 |
| 10/10 | * at James Madison | L, 39-7 |
| 10/19 | * LOUISIANA | L, 34-24 |
| 11/2 | * at Troy | L, 38-24 |
| 11/7 | * APP STATE | W, 38-24 |
| 11/16 | * at Marshall | L, 31-19 |
| 11/23 | * GEORGIA SOUTHERN | L, 26-6 |
| 11/30 | * at Georgia State | W, 48-27 |
| 12/23 | ^ vs. UTSA | L, 44-15 |

GEORGIA SOUTHERN (8-5, 6-2)

| | | |
|-------|-------------------------|----------|
| 8/31 | BOISE STATE | L, 56-45 |
| 9/7 | at Nevada | W, 20-17 |
| 9/14 | SOUTH CAROLINA STATE | W, 42-14 |
| 9/21 | at Ole Miss | L, 52-13 |
| 9/28 | * at Georgia State | W, 38-21 |
| 10/12 | * MARSHALL | W, 24-23 |
| 10/19 | * JAMES MADISON | W, 28-14 |
| 10/24 | * at Old Dominion | L, 47-19 |
| 11/2 | * at South Alabama | W, 34-30 |
| 11/16 | * TROY | L, 28-20 |
| 11/23 | * at Coastal Carolina | W, 26-6 |
| 11/30 | * APP STATE | W, 29-20 |
| 12/19 | ^ vs. Sam Houston State | L, 31-26 |

GEORGIA STATE (3-9, 1-7)

| | | |
|-------|--------------------|----------|
| 8/31 | at Georgia Tech | L, 35-12 |
| 9/7 | CHATTANOOGA | W, 24-21 |
| 9/14 | VANDERBILT | W, 36-32 |
| 9/28 | * GEORGIA SOUTHERN | L, 38-21 |
| 10/12 | * OLD DOMINION | L, 21-14 |
| 10/17 | * at Marshall | L, 35-20 |
| 10/26 | * at App State | L, 33-26 |
| 11/2 | at UConn | L, 34-27 |
| 11/9 | * at James Madison | L, 38-7 |
| 11/16 | * ARKANSAS STATE | L, 27-20 |
| 11/23 | * at Texas State | W, 52-44 |
| 11/30 | * COASTAL CAROLINA | L, 48-27 |

JAMES MADISON (9-4, 4-4)

| | | |
|-------|------------------------|----------------|
| 8/31 | at Charlotte | W, 30-7 |
| 9/7 | GARDNER-WEBB | W, 13-6 |
| 9/21 | at North Carolina | W, 70-50 |
| 9/28 | BALL STATE | W, 63-7 |
| 10/5 | * at ULM | L, 21-19 |
| 10/10 | * COASTAL CAROLINA | W, 39-7 |
| 10/19 | * at Georgia Southern | L, 28-14 |
| 10/26 | * SOUTHERN MISS | W, 32-15 |
| 11/9 | * GEORGIA STATE | W, 38-7 |
| 11/16 | * at Old Dominion | W, 35-32 |
| 11/23 | * at App State | L, 34-20 |
| 11/30 | * MARSHALL | L, 35-33 (2OT) |
| 12/18 | ^ vs. Western Kentucky | W, 27-17 |

LOUISIANA (6-7, 3-5)

| | | |
|-------|-----------------------|----------|
| 8/31 | GRAMBLING | W, 40-10 |
| 9/7 | at Kennesaw State | W, 34-10 |
| 9/21 | TULANE | L, 41-33 |
| 9/28 | at Wake Forest | W, 41-38 |
| 10/5 | * at Southern Miss | W, 23-13 |
| 10/12 | * APP STATE | W, 34-24 |
| 10/19 | * at Coastal Carolina | W, 34-24 |
| 10/29 | * at Texas State | W, 23-17 |
| 11/9 | * ARKANSAS STATE | W, 55-19 |
| 11/16 | * SOUTH ALABAMA | L, 24-22 |
| 11/23 | * TROY | W, 51-30 |
| 11/30 | * at ULM | W, 37-23 |
| 12/7 | & Marshall | L, 31-3 |
| 12/28 | ^ TCU | L, 34-3 |

ULM (5-7, 3-5)

| | | |
|-------|---------------------|----------|
| 8/31 | JACKSON STATE | W, 30-14 |
| 9/7 | UAB | W, 32-6 |
| 9/21 | at Texas | L, 51-3 |
| 9/28 | * at Troy | W, 13-9 |
| 10/5 | * JAMES MADISON | W, 21-19 |
| 10/12 | * SOUTHERN MISS | W, 38-21 |
| 10/26 | * at South Alabama | L, 46-17 |
| 11/2 | * at Marshall | L, 28-23 |
| 11/9 | * TEXAS STATE | L, 38-17 |
| 11/16 | * at Auburn | L, 48-14 |
| 11/23 | * at Arkansas State | L, 28-21 |
| 11/30 | * LOUISIANA | L, 37-23 |

MARSHALL (10-3, 7-1)

| | | |
|-------|-----------------------|----------------|
| 8/31 | STONY BROOK | W, 45-3 |
| 9/7 | at Virginia Tech | L, 31-14 |
| 9/21 | at Ohio State | L, 49-14 |
| 9/28 | WESTERN MICHIGAN | W, 27-20 |
| 10/5 | * APP STATE | W, 52-37 |
| 10/12 | * at Georgia Southern | L, 24-23 |
| 10/17 | * GEORGIA STATE | W, 38-20 |
| 11/2 | * ULM | W, 28-23 |
| 11/9 | * at Southern Miss | W, 37-3 |
| 11/16 | * COASTAL CAROLINA | W, 31-19 |
| 11/23 | * at Old Dominion | W, 42-35 |
| 11/30 | * at James Madison | W, 35-33 (2OT) |
| 12/7 | & at Louisiana | W, 31-3 |

OLD DOMINION (5-7, 4-4)

| | | |
|-------|-----------------------|----------|
| 8/31 | at South Carolina | L, 23-19 |
| 9/7 | EAST CAROLINA | L, 20-14 |
| 9/14 | VIRGINIA TECH | L, 37-17 |
| 9/28 | at Bowling Green | W, 30-27 |
| 10/5 | * at Coastal Carolina | L, 45-37 |
| 10/12 | * at Georgia State | W, 21-14 |
| 10/19 | * TEXAS STATE | W, 24-14 |
| 10/24 | * GEORGIA SOUTHERN | W, 47-19 |
| 11/2 | * at App State | L, 28-20 |
| 11/16 | * JAMES MADISON | L, 35-32 |
| 11/23 | * MARSHALL | L, 42-35 |
| 11/30 | * at Arkansas State | W, 40-32 |

SOUTH ALABAMA (7-6, 5-3)

| | | |
|-------|------------------------|----------|
| 8/31 | NORTH TEXAS | L, 52-38 |
| 9/7 | at Ohio | L, 27-20 |
| 9/14 | NORTHWESTERN STATE | W, 87-10 |
| 9/19 | * at App State | w, 48-14 |
| 9/28 | at LSU | L, 42-10 |
| 10/5 | * at Arkansas State | L, 18-16 |
| 10/15 | * TROY | W, 25-9 |
| 10/26 | * ULM | W, 46-17 |
| 11/2 | * GEORGIA SOUTHERN | L, 34-30 |
| 11/16 | * at Louisiana | W, 24-22 |
| 11/23 | * at Southern Miss | W, 35-14 |
| 11/29 | * TEXAS STATE | L, 45-38 |
| 12/14 | ^ vs. Western Michigan | W, 30-23 |

SOUTHERN MISS (1-11, 0-8)

| | | |
|-------|------------------------|----------|
| 8/31 | at Kentucky | L, 31-0 |
| 9/7 | SOUTHEASTERN LOUISIANA | W, 35-10 |
| 9/14 | SOUTH FLORIDA | L, 49-24 |
| 9/21 | at Jacksonville State | L, 44-7 |
| 10/5 | * LOUISIANA | L, 23-13 |
| 10/12 | * at ULM | L, 38-21 |
| 10/19 | * ARKANSAS STATE | L, 44-28 |
| 10/26 | * at James Madison | L, 32-15 |
| 11/9 | * MARSHALL | L, 37-3 |
| 11/16 | * at Texas State | L, 58-3 |
| 11/23 | * SOUTH ALABAMA | L, 35-14 |
| 11/30 | * at Troy | L, 52-20 |

TEXAS STATE (8-5, 5-3)

| | | |
|-------|-----------------------|----------|
| 8/31 | LAMAR | W, 34-27 |
| 9/7 | UTSA | W, 49-10 |
| 9/12 | ARIZONA STATE | L, 31-28 |
| 9/28 | vs. Sam Houston State | L, 40-39 |
| 10/3 | * at Troy | W, 38-17 |
| 10/12 | * ARKANSAS STATE | W, 41-9 |
| 10/19 | * at Old Dominion | L, 24-14 |
| 10/29 | * LOUISIANA | L, 23-17 |
| 11/9 | * at ULM | W, 38-17 |
| 11/16 | * SOUTHERN MISS | W, 58-3 |
| 11/23 | * GEORGIA STATE | L, 52-44 |
| 11/29 | * at South Alabama | W, 45-38 |
| 1/3 | ^ North Texas | W, 30-28 |

TROY (4-8, 3-5)

| | | |
|-------|-----------------------|----------|
| 8/31 | NEVADA | L, 28-26 |
| 9/7 | at Memphis | L, 38-17 |
| 9/14 | at Iowa | L, 38-21 |
| 9/21 | FLORIDA A&M | W, 34-12 |
| 9/28 | * ULM | L, 13-9 |
| 10/3 | * TEXAS STATE | L, 38-17 |
| 10/15 | * at South Alabama | L, 25-9 |
| 10/26 | * at Arkansas State | L, 34-31 |
| 11/2 | * COASTAL CAROLINA | W, 38-24 |
| 11/16 | * at Georgia Southern | W, 28-20 |
| 11/23 | * at Louisiana | L, 50-31 |
| 11/30 | * SOUTHERN MISS | W, 52-20 |





8 TEAMS BOWLING LEADS NON-AUTONOMY CONFERENCES FOR THIRD-STRAIGHT SEASON

14 UNIVERSITIES • 10 CONTIGUOUS STATES • RISING

@SUNBELT • SUNBELTSPORTS.ORG

TEAM RECORDS

TEAM RECORDS - TOTAL OFFENSE

PLAYS - GAME

| | |
|-----|--|
| 107 | Troy vs. Alcorn State, 9-13-08 (50r, 57p) |
| 105 | Idaho at Texas State, 10-4-14 (53r, 52p) |
| 102 | Troy vs. Louisiana, 9-8-12 (27r, 75p) |
| 102 | Troy at Georgia State, 10-12-13 (59r, 43p) |
| 101 | Louisiana at Tulane, 9-24-16 (63r,38p) |
| 100 | New Mexico State vs. Texas State, 11-1-14 (48r, 52p) |
| 100 | Texas State vs. ULM, 10-14-23 (54r, 46p) |
| 99 | Idaho at Middle Tennessee, 10-6-01 (28r, 71p) |
| 99 | Louisiana at Middle Tennessee, 11-15-03 (43r, 56p) |
| 99 | Georgia State vs Arkansas State, 10-5-19 (58r, 41p) |

PLAYS - SEASON

| | |
|------|-----------------------------------|
| 1024 | Arkansas State, 2014 (576r, 448p) |
| 1016 | Arkansas State, 2011 (516r, 500p) |
| 1006 | App State, 2023 (534r, 472p) |
| 997 | Troy, 2010 (469r, 528p) |
| 989 | ULM, 2012 (450r, 539p) |
| 987 | Louisiana, 2019 (574r, 413p) |
| 984 | Louisiana, 2021 (565r, 419p) |

YARDS GAINED - GAME

| | |
|-----|--|
| 781 | Arkansas State at ULM, 11-25-17 (261r, 520p) |
| 764 | Arkansas State vs. New Mexico State, 11-29-14 (469r, 295p) |
| 760 | Idaho at Middle Tennessee, 10-6-01 (123r, 637p) |
| 759 | Louisiana vs New Mexico State, 10-13-18 (344r,415p) |
| 748 | Louisiana vs Texas Southern, 9-14-19 (440r, 308p) |
| 736 | Troy vs. Alcorn State, 9-13-08 (315r, 421p) |

YARDS GAINED - SEASON

| | |
|-------|---------------------------------------|
| 6,918 | Louisiana, 2019 (3604r, 3314p) |
| 6,431 | Coastal Carolina, 2021 (2974r, 3457p) |
| 6,314 | Troy, 2009 (1939r, 4375p) |
| 6,238 | App State, 2023 (2408r, 3830p) |
| 6,200 | Texas State, 2024 (2707r, 3493p) |
| 6,194 | Arkansas State, 2014 (2813r, 3381p) |

YARDS PER GAME - SEASON

| | |
|-------|----------------------------------|
| 498.8 | Troy, 2012 (12-5985) |
| 495.3 | Arkansas State, 2017 (12-5944) |
| 495.1 | Louisiana, 2019 (14-6918) |
| 494.7 | Coastal Carolina, 2021 (13-6431) |
| 489.7 | Arkansas State, 2020 (11-5387) |
| 488.2 | Georgia Southern, 2014 (12-5859) |

YARDS PER PLAY - GAME

| | |
|------|--|
| 12.4 | Arkansas State vs. Texas Southern, 9-6-08 (54-670) |
| 11.8 | Georgia Southern vs. Savannah State, 9-6-14 (58-684) |
| 12.1 | Louisiana at ULM, 10-4-08 (60-728) |
| 11.6 | App State vs. The Citadel, 10-1-22 (47-545) |
| 11.4 | App State vs. North Texas, 12-21-20 (56-636) |
| 10.9 | Coastal Carolina vs. The Citadel, 9-2-21 (56-610) |

YARDS PER PLAY - SEASON

| | |
|-----|-----------------------------------|
| 7.7 | Coastal Carolina, 2021 (831-6431) |
| 7.4 | Georgia Southern, 2014 (797-5859) |
| 7.0 | Louisiana, 2019 (987-6918) |
| 6.8 | Louisiana, 2012 (873-5914) |
| 6.8 | South Alabama, 2024 (840-5748) |
| 6.8 | Middle Tennessee, 2001 (781-5295) |

TEAM RECORDS - FIRST DOWNS

MOST RUSHING - GAME

| | |
|----|---|
| 28 | Georgia Southern at Georgia State, 10-25-14 |
| 24 | Georgia Southern vs. Troy, 10-30-14 |

| | |
|----|--|
| 24 | Coastal Carolina vs Norfolk State, 9-14-19 |
| 23 | Arkansas State vs. Alcorn State, 9-22-12 |
| 23 | App State at Idaho, 11-14-15 |
| 23 | Georgia Southern vs Savannah State, 9-03-16 |
| 23 | Georgia Southern at New Mexico State, 10-20-18 |
| 23 | App State vs. Georgia State, 10-19-22 |

MOST RUSHING - SEASON

| | |
|-----|------------------------|
| 202 | Georgia Southern, 2014 |
| 197 | Georgia Southern, 2015 |
| 179 | Louisiana, 2019 |
| 169 | Georgia Southern, 2018 |
| 166 | Georgia State, 2021 |
| 162 | Louisiana, 2014 |

MOST PASSING - GAME

| | |
|----|--|
| 33 | Idaho at Middle Tennessee, 10-6-01 |
| 28 | Arkansas State vs. Georgia State, 10-15-20 |
| 26 | North Texas at SMU, 9-8-07 |
| 25 | Troy vs. Louisiana, 9-8-12 |
| 25 | Texas State vs UIW, 10-01-16 |
| 25 | Arkansas State at Nebraska, 9-2-17 |
| 25 | Arkansas State vs. Memphis, 9-11-21 |
| 25 | Georgia Southern vs. James Madison, 10-15-22 |

MOST PASSING - SEASON

| | |
|-----|------------------------|
| 192 | Georgia Southern, 2022 |
| 191 | Troy, 2009 |
| 191 | Troy, 2017 |
| 190 | Arkansas State, 2017 |
| 183 | ULM, 2012 |
| 181 | App State, 2023 |

MOST BY PENALTY - GAME

| | |
|----|---|
| 14 | Coastal Carolina vs. Texas State, 10-28-17 |
| 10 | Coastal Carolina at App State, 10-21-17 |
| 10 | Coastal Carolina at App State, 9-28-19 |
| 9 | Coastal Carolina at UAB, 9-16-17 |
| 9 | Coastal Carolina vs. Arkansas State, 11-10-18 |
| 8 | ULM vs. Florida Atlantic, 10-25-08 |
| 8 | ULM vs. Arkansas State, 10-8-11 |

MOST BY PENALTY - SEASON

| | |
|----|------------------------|
| 35 | Arkansas State, 2021 |
| 35 | Georgia Southern, 2022 |
| 35 | Georgia Southern, 2024 |
| 34 | Texas State, 2020 |
| 34 | ULM, 2021 |
| 33 | South Alabama, 2012 |
| 33 | Coastal Carolina, 2023 |

TOTAL FIRST DOWNS - GAME

| | |
|----|--|
| 39 | Idaho at Middle Tennessee, 10-6-01 |
| 39 | Texas State vs. UAPB, 8-30-14 |
| 39 | Georgia State vs Arkansas State, 10-9-15 |
| 39 | App State vs. Marshall, 9-23-21 |
| 37 | Middle Tennessee at Vanderbilt, 8-30-01 |
| 37 | Troy vs. Middle Tennessee, 11-19-07 |
| 37 | Louisiana vs New Mexico State, 10-13-18 |

TOTAL FIRST DOWNS - SEASON

| | |
|-----|------------------------|
| 351 | Louisiana, 2019 |
| 339 | Texas State, 2024 |
| 333 | App State, 2023 |
| 327 | Georgia Southern, 2022 |
| 322 | Arkansas State, 2017 |
| 319 | Arkansas State, 2012 |

THIRD DOWN CONVERSIONS RATE - SEASON

| | |
|------|---------------------------------|
| 53.9 | Coastal Carolina, 2021 (77-143) |
| 52.3 | Coastal Carolina, 2020 (78-149) |
| 51.2 | App State, 2020 (83-162) |
| 51.1 | Middle Tennessee, 2001 (69-135) |
| 50.0 | Louisiana, 2013 (87-174) |
| 50.0 | Troy, 2024 (81-162) |

FOURTH DOWN CONVERSIONS RATE - SEASON

| | |
|------|--------------------------------|
| 81.2 | App State, 2019 (13-16) |
| 79.3 | Coastal Carolina, 2019 (23-29) |
| 77.8 | ULM, 2009 (7-9) |
| 77.3 | New Mexico State, 2002 (17-22) |
| 76.9 | Coastal Carolina, 2021 (10-13) |
| 76.5 | Coastal Carolina, 2020 (13-17) |

TEAM RECORDS - RUSHING

MOST ATTEMPTS - GAME

| | |
|----|---|
| 73 | ULM vs. Texas State, 10-15-16 |
| 71 | Georgia Southern vs. ULM, 10-17-16 |
| 71 | New Mexico State at ULM, 10-25-03 |
| 69 | North Texas vs. Middle Tennessee, 12-3-11 |
| 68 | New Mexico State at Louisville, 8-23-01 |
| 68 | Georgia Southern at Bowling Green, 11-23-15 |
| 68 | Georgia Southern vs. South Alabama, 11-8-17 |

MOST ATTEMPTS - SEASON

| | |
|-----|------------------------|
| 728 | Georgia Southern, 2015 |
| 666 | Georgia Southern, 2019 |
| 644 | Georgia Southern, 2017 |
| 643 | Georgia Southern, 2018 |
| 642 | Georgia Southern, 2014 |
| 638 | Georgia Southern, 2020 |

YARDS GAINED - GAME

| | |
|-----|---|
| 613 | Georgia Southern at Georgia State, 10-25-14 |
| 564 | Georgia Southern vs. Savannah State, 9-6-14 |
| 556 | Louisiana at ULM, 10-04-08 |
| 509 | Arkansas State vs. Arkansas-Pine Bluff, 8-31-13 |
| 507 | Georgia Southern vs New Mexico State, 10-17-15 |
| 503 | Georgia Southern vs. Arkansas State, 10-2-21 |
| 500 | App State vs. North Texas, 12-21-20 |

YARDS GAINED - SEASON

| | |
|-------|------------------------|
| 4,719 | Georgia Southern, 2015 |
| 4,573 | Georgia Southern, 2014 |
| 3,604 | Louisiana, 2019 |
| 3,515 | App State, 2015 |
| 3,472 | Georgia Southern, 2020 |
| 3,461 | Georgia Southern, 2018 |

YARDS PER RUSH - GAME

| | |
|------|--|
| 15.0 | Louisiana at ULM, 10-04-08 (37-556) |
| 12.8 | App State vs. North Texas, 12-21-20 (39-500) |
| 10.7 | South Alabama vs. Northwestern State, 9-12-24 (34-363) |
| 10.6 | Georgia Southern vs. Savannah State, 9-6-14 (53-564) |
| 10.5 | Texas State vs. Idaho, 10-4-14 (37-390) |
| 10.5 | Louisiana vs Texas Southern, 9-14-19 (42-440) |

YARDS PER RUSH - SEASON

| | |
|-----|-----------------------------------|
| 7.1 | Georgia Southern, 2014 (642-4573) |
| 6.5 | Georgia Southern, 2015 (728-4719) |
| 6.3 | App State, 2019 (485-1811) |
| 5.9 | Louisiana, 2008 (533-3164) |
| 5.8 | Coastal Carolina, 2021 (509-2974) |
| 5.8 | App State, 2020 (545-3179) |

RUSHING TOUCHDOWNS - GAME

| | |
|----|---|
| 10 | Georgia Southern vs. Savannah State, 9-6-14 |
| 10 | Georgia Southern at Georgia State, 10-25-14 |
| 8 | Louisiana vs Texas Southern, 9-14-19 |
| 8 | Arkansas State vs. Tennessee-Martin, 9-6-03 |
| 8 | Arkansas State vs. MVSU, 9-5-09 |
| 8 | Arkansas State vs. Arkansas-Pine Bluff, 8-31-13 |
| 8 | Louisiana vs. Nicholls State, 9-14-13 |

RUSHING TOUCHDOWNS - SEASON

| | |
|----|------------------------|
| 55 | Georgia Southern, 2014 |
| 54 | Georgia Southern, 2015 |
| 42 | Louisiana, 2019 |
| 40 | Georgia Southern, 2023 |
| 36 | Coastal Carolina, 2021 |
| 35 | App State, 2019 |
| 35 | Arkansas State, 2015 |
| 35 | Arkansas State, 2014 |
| 35 | Georgia Southern, 2018 |

TEAM RECORDS - PASSING

MOST ATTEMPTS - GAME

| | |
|----|------------------------------------|
| 75 | Troy vs. Louisiana 9-8-12 |
| 72 | Troy at LSU, 11-15-08 |
| 71 | Idaho at Middle Tennessee, 10-6-01 |
| 69 | ULM at Wake Forest, 9-14-13 |
| 68 | ULM vs. Arkansas, 9-8-12 |
| 68 | Arkansas State at Nebraska 9-2-17 |

MOST ATTEMPTS - SEASON

| | |
|-----|------------------------|
| 641 | New Mexico State, 2017 |
| 611 | Georgia Southern, 2022 |
| 577 | Georgia Southern, 2023 |
| 553 | North Texas, 2007 |
| 539 | ULM, 2012 |
| 531 | Troy, 2011 |

MOST COMPLETIONS - GAME

| | |
|----|-------------------------------------|
| 50 | Troy vs. Louisiana, 9-8-12 |
| 49 | Idaho at Middle Tennessee, 10-6-01 |
| 46 | North Texas at SMU, 9-8-07 |
| 46 | Arkansas State at Nebraska, 9-2-17 |
| 43 | ULM at Wake Forest, 9-14-13 |
| 42 | Arkansas State vs. Memphis, 9-11-21 |

MOST COMPLETIONS - SEASON

| | |
|-----|------------------------|
| 397 | New Mexico State, 2017 |
| 376 | Georgia Southern, 2023 |
| 373 | Georgia Southern, 2022 |
| 343 | ULM, 2012 |
| 340 | Troy, 2010 |
| 337 | Troy, 2012 |

COMPLETION PERCENTAGE - GAME (MIN. 15 ATTEMPTS)

| | |
|-------|--|
| 100.0 | App State at Charlotte, 9-8-18 (15-15) |
| 90.9 | Troy vs. UAB, 8-31-13 (30-33) |
| 90.5 | Arkansas State vs. Middle Tennessee, 12-1-12 (19-21) |
| 90.0 | Louisiana vs. ULM, 11-25-23 (18-20) |
| 89.3 | North Texas vs. Kansas State, 9-15-12 (25-18) |
| 88.9 | Coastal Carolina at UMass, 9-21-19 (24-27) |

COMPLETION PERCENTAGE - SEASON

| | |
|------|----------------------------------|
| 70.5 | Coastal Carolina, 2021 (227-322) |
| 69.8 | Middle Tennessee, 2004 (282-404) |
| 69.7 | Texas State, 2024 (299-429) |
| 69.2 | Arkansas State, 2013 (254-467) |
| 69.0 | Middle Tennessee, 2001 (214-310) |
| 68.0 | South Alabama, 2023 (291-428) |

TEAM RECORDS

PASSING YARDS - GAME

| | |
|-----|--|
| 637 | Idaho at Middle Tennessee, 10-6-01 |
| 601 | North Texas at SMU, 9-8-07 |
| 582 | Arkansas State vs. Memphis, 9-11-21 |
| 578 | Georgia Southern vs. James Madison, 10-15-22 |
| 551 | Arkansas State vs. Georgia State, 10-15-20 |
| 540 | Texas State vs UIW, 10-01-16 |

PASSING YARDS - SEASON

| | |
|-------|------------------------|
| 4,422 | New Mexico State, 2017 |
| 4,375 | Troy, 2009 |
| 4,367 | Georgia State, 2015 |
| 4,279 | Georgia Southern, 2022 |
| 4,106 | Arkansas State, 2017 |
| 4,057 | Arkansas State, 2019 |

YARDS PER ATTEMPT - SEASON

| | |
|------|-----------------------------------|
| 10.7 | Coastal Carolina, 2021 (322-3457) |
| 9.7 | Coastal Carolina, 2020 (287-2778) |
| 8.9 | James Madison, 2022 (328-2923) |
| 8.9 | Coastal Carolina, 2022 (361-3200) |
| 8.8 | Georgia Southern, 2018 (117-1027) |
| 8.8 | Georgia State, 2015 (496-4367) |

YARDS PER COMPLETION - GAME (MIN. 5)

| | |
|------|--|
| 31.0 | Georgia Southern vs. UMASS, 10-21-17 (5-155) |
| 30.6 | App State at ULM, 10-17-15 (9-275) |
| 30.1 | Arkansas State vs. ULM, 12-5-20 (17-511) |
| 30.0 | Georgia Southern vs Savannah State, 9-6-14 (4-120) |
| 28.3 | South Alabama vs. Alabama A&M, 9-16-17 (9-255) |
| 27.5 | FIU at Troy, 11-13-10 (8-220) |

YARDS PER COMPLETION - SEASON

| | |
|-------|-----------------------------------|
| 15.97 | North Texas, 2003 (122-1949) |
| 15.22 | Coastal Carolina, 2021 (227-3457) |
| 14.67 | Georgia Southern, 2018 (70-1027) |
| 14.63 | Georgia Southern, 2023 (115-1610) |
| 14.57 | Arkansas State, 2020 (275-4008) |
| 14.54 | Coastal Carolina, 2020 (191-2778) |
| 14.54 | James Madison, 2022 (201-2923) |

TOUCHDOWN PASSES - GAME

| | |
|---|---|
| 8 | Arkansas State vs. Georgia State, 10-15-20 |
| 8 | North Texas vs. Navy, 11-10-07 |
| 7 | Arkansas State vs Southeast Missouri, 9-1-18 |
| 6 | 12 Times / Most Recent: South Alabama at Texas State, 11-25-23 and Arkansas State at UMass, 9-30-23 |

TOUCHDOWN PASSES - SEASON

| | |
|----|------------------------|
| 39 | Arkansas State, 2020 |
| 38 | Arkansas State, 2017 |
| 37 | Arkansas, State, 2019 |
| 36 | James Madison, 2023 |
| 34 | App State, 2023 |
| 33 | Florida Atlantic, 2007 |
| 33 | Troy, 2010 |
| 33 | ULM, 2012 |
| 33 | Coastal Carolina, 2021 |

INTERCEPTIONS THROWN - GAME

| | |
|---|--|
| 6 | Louisiana at Texas A&M, 8-31-02 |
| 6 | Arkansas State at Utah State, 10-25-03 |
| 6 | New Mexico State at App State, 10-7-17 |
| 5 | 13 Times / Most Recent: Georgia Southern at Wisconsin, 9-16-23 |

INTERCEPTIONS THROWN - SEASON

| | |
|----|------------------------|
| 28 | North Texas, 2007 |
| 24 | Middle Tennessee, 2010 |
| 24 | New Mexico State, 2014 |

| | |
|----|------------------------|
| 22 | New Mexico State, 2017 |
| 21 | Arkansas State, 2003 |
| 20 | ULM, 2003 |
| 20 | ULM, 2009 |
| 20 | Georgia Southern, 2023 |

FEWEST INTERCEPTIONS THROWN - SEASON

| | |
|---|------------------------|
| 0 | Georgia Southern, 2018 |
| 1 | Georgia Southern, 2019 |
| 4 | Georgia Southern, 2014 |
| 4 | North Texas, 2004 |
| 4 | Troy, 2014 |
| 4 | Coastal Carolina, 2021 |
| 4 | Louisiana, 2021 |
| 4 | James Madison, 2024 |
| 4 | Marshall, 2024 |

TEAM RECORDS - SCORING

MOST POINTS - GAME

| | |
|----|---|
| 87 | South Alabama vs. Northwestern State, 9-12-24 |
| 83 | Arkansas State vs. Texas Southern, 9-06-08 |
| 83 | Georgia Southern vs. Savannah State, 9-6-14 |
| 77 | Louisiana vs Texas State, 9-14-19 |
| 77 | Arkansas State vs. Texas State, 11-18-23 |
| 77 | Texas State vs. Jackson State, 9-16-23 |

MOST POINTS - SEASON

| | |
|-----|------------------------|
| 543 | App State, 2019 |
| 532 | Coastal Carolina, 2021 |
| 531 | Louisiana, 2019 |
| 520 | Arkansas State, 2015 |
| 485 | App State, 2018 |
| 483 | App State, 2021 |

MOST POINTS (TWO TEAMS) - GAME

| | |
|-----|--|
| 136 | Navy (74) at North Texas (62), 11-10-07 |
| 128 | Middle Tennessee (70) vs. Idaho (58), 10-6-01 |
| 124 | North Carolina (63), App State (61), 9-3-22 |
| 120 | James Madison (70), North Carolina (50), 9-21-24 |
| 117 | WKU (49) at North Texas (68), 10-37-09 |
| 117 | Arkansas State (67) at ULM (50), 11-25-17 |

FEWEST POINTS - SEASON

| | |
|-----|------------------------|
| 115 | FIU, 2006 |
| 148 | Florida Atlantic, 2005 |
| 148 | ULM, 2001 |
| 154 | North Texas, 2006 |
| 155 | Florida Atlantic, 2011 |

FEWEST POINTS (TWO TEAMS) - GAME

| | |
|----|---|
| 3 | Arkansas State (3) vs. Florida Atlantic (0), 10-22-05 |
| 6 | Louisiana (6) vs. Florida Atlantic (0), 10-18-06 |
| 10 | Florida Atlantic (7) vs Wagner (3), 8-31-12 |
| 10 | North Texas (10) vs. Idaho (0), 11-9-02 |
| 12 | Arkansas State (9) vs. Troy (3), 11-12-05 |
| 12 | South Alabama (9) vs. Nicholls State (3), 9-8-12 |

MOST TOUCHDOWNS - GAME

| | |
|----|---|
| 12 | Georgia Southern vs. Savannah State, 9-6-14 |
| 12 | South Alabama vs. Northwestern State, 9-12-24 |
| 11 | Arkansas State vs. Texas State, 11-18-23 |
| 11 | Texas State vs. Jackson State, 9-16-23 |
| 11 | Louisiana vs Texas Southern, 9-14-19 |
| 11 | Arkansas State vs. Texas Southern, 9-06-08 |
| 10 | Middle Tennessee vs. Idaho, 10-6-01 |
| 10 | Louisiana vs. Nicholls State 9-14-13 |
| 10 | Georgia Southern at Georgia State, 10-25-14 |
| 10 | Arkansas State vs. New Mexico State, 11-29-14 |

| | |
|----|--|
| 10 | Arkansas State vs. Missouri State, 9-19-15 |
| 10 | App State vs Gardner-Webb, 9-22-18 |
| 10 | Louisiana at ULM, 11-28-20 |

MOST TOUCHDOWNS - SEASON

| | |
|----|------------------------|
| 73 | App State, 2019 |
| 72 | Coastal Carolina, 2021 |
| 69 | Louisiana, 2019 |
| 69 | Arkansas State, 2015 |
| 65 | Arkansas State, 2014 |
| 64 | Georgia Southern, 2014 |

TEAM RECORDS - KICKING

FIELD GOAL ATTEMPTS - GAME

| | |
|---|---|
| 9 | North Texas vs. FIU, 10-7-06 |
| 7 | FIU vs. North Texas, 10-7-06 |
| 7 | FIU vs. Arkansas State, 11-8-08 |
| 6 | WKU at ULM, 11-14-09 |
| 6 | Arkansas State vs Central Arkansas, 9-24-11 |
| 6 | Texas State at Texas Southern, 9-8-18 |
| 6 | ULM vs. Jackson State, 9-18-21 |

FIELD GOAL ATTEMPTS - SEASON

| | |
|----|------------------------|
| 34 | Arkansas State, 2011 |
| 32 | Louisiana, 2024 |
| 29 | Troy, 2008 |
| 29 | Idaho, 2016 |
| 28 | Georgia Southern, 2023 |
| 28 | Georgia Southern, 2019 |

FIELD GOALS MADE - GAME

| | |
|---|--|
| 6 | Arkansas State vs. Central Arkansas 9-24-11 |
| 5 | North Texas vs. FIU, 10-7-06 |
| 5 | FIU vs. Arkansas State, 11-08-08 |
| 5 | Arkansas State at Louisiana, 10-23-12 |
| 5 | Texas State vs. Texas Southern, 9-8-18 |
| 5 | Louisiana vs. Georgia Southern, 11-10-22 |
| 4 | 39 Times / Most Recent: Georgia Southern at Coastal Carolina, 11-23-24 |

FIELD GOALS MADE - SEASON

| | |
|----|------------------------|
| 29 | Louisiana, 2024 |
| 26 | Idaho, 2016 |
| 24 | Arkansas State, 2011 |
| 23 | Georgia Southern, 2023 |
| 23 | Idaho, 2015 |
| 22 | FIU, 2011 |

FIELD GOAL PERCENTAGE - SEASON

| | |
|-------|--------------------------------|
| 1.000 | Texas State, 2023 (15-15) |
| 95.2 | App State, 2021 (20-21) |
| 95.0 | Georgia Southern, 2016 (19-20) |
| 94.7 | Southern Miss, 2022 (18-19) |
| 94.7 | South Alabama, 2022 (18-19) |
| 94.4 | Arkansas State, 2022 (17-18) |

PAT KICKS ATTEMPTED - GAME

| | |
|----|---|
| 12 | Georgia Southern vs. Savannah State, 9-6-14 |
| 12 | South Alabama vs. Northwestern State, 9-12-24 |
| 11 | Arkansas State vs. Texas Southern, 9-06-08 |
| 11 | Louisiana vs Texas Southern, 9-14-19 |
| 11 | Texas State vs. Jackson State, 9-16-23 |
| 11 | Arkansas State vs. Texas State, 11-18-23 |

PAT KICKS ATTEMPTED - SEASON

| | |
|----|------------------------|
| 73 | App State, 2019 |
| 69 | Louisiana, 2019 |
| 68 | Coastal Carolina, 2021 |

| | |
|----|------------------------|
| 66 | Arkansas State, 2015 |
| 64 | App State, 2018 |
| 61 | Georgia Southern, 2014 |
| 61 | App State, 2015 |

PAT KICKS MADE - GAME

| | |
|----|---|
| 12 | South Alabama vs. Northwestern State, 9-12-24 |
| 11 | Arkansas State vs. Texas Southern, 9-06-08 |
| 11 | Louisiana vs Texas Southern, 9-14-19 |
| 11 | Georgia Southern vs. Savannah State, 9-6-14 |
| 11 | Texas State vs. Jackson State, 9-16-23 |
| 11 | Arkansas State vs. Texas State, 11-18-23 |

PAT KICKS MADE - SEASON

| | |
|----|------------------------|
| 72 | App State, 2019 |
| 67 | Louisiana, 2019 |
| 65 | Coastal Carolina, 2021 |
| 63 | Arkansas State, 2015 |
| 63 | App State, 2018 |
| 61 | App State, 2015 |
| 58 | Texas State, 2023 |

TOTAL POINTS BY KICKING - GAME

| | |
|----|---|
| 23 | Arkansas State vs Central Arkansas, 9-24-11 (6fg, 5pat) |
| 20 | Arkansas State at Louisiana, 10-23-12 (5fg, 5pat) |
| 18 | Texas State at Georgia , State, 11-29-14 (4fg, 6pat) |
| 18 | Texas State vs Texas Southern, 9-8-18 (5fg, 3pat) |
| 18 | Louisiana at Georgia Southern, 11-10-22 (5fg, 3 pat) |

TOTAL POINTS BY KICKING - SEASON

| | |
|-----|--------------------------------------|
| 130 | Louisiana, 2024 (28fg, 46pat) |
| 120 | Idaho, 2016 (26fg, 42pat) |
| 117 | App State, 2021 (20fb, 57pat) |
| 116 | Arkansas State, 2011 (24fg, 44pat) |
| 115 | Louisiana, 2019 (16fg, 67pat) |
| 114 | Georgia Southern, 2023 (23fg, 45pat) |

TEAM RECORDS - PUNTING

MOST PUNTS - GAME

| | |
|----|-----------------------------|
| 13 | ULM at Kansas State, 9-7-02 |
| 12 | 12 Times |

MOST PUNTS - SEASON

| | |
|----|--|
| 90 | ULM, 2015 |
| 88 | ULM, 2002 |
| 88 | North Texas, 2002 |
| 85 | Texas State, 2016 |
| 83 | 3 Times / Most Recent: Texas State, 2017 |

YARDS PUNTED - GAME

| | |
|-----|--|
| 508 | North Texas at TCU, 9-21-02 (11-508) |
| 506 | New Mexico State vs. Arkansas State, 10-28-17 (12-506) |
| 502 | Texas State vs Houston, 9-24-16 (11-502) |
| 501 | Middle Tennessee vs. Troy, 10-5-10 (11-501) |
| 494 | North Texas at Texas, 9-4-04 (12-494) |

YARDS PUNTED - SEASON

| | |
|-------|----------------------|
| 3,673 | North Texas, 2002 |
| 3,668 | ULM, 2013 |
| 3,518 | Texas State, 2016 |
| 3,484 | Texas State, 2017 |
| 3,373 | Arkansas State, 2014 |
| 3,344 | Georgia State, 2013 |

PUNTING AVERAGE - GAME

| | |
|----------------|--|
| (min. 5 punts) | |
| 57.0 | Troy at Georgia Southern, 11-10-18 (2-114) |

TEAM RECORDS

| | |
|------|--|
| 56.2 | Georgia State at NC State, 9-08-18 (4-225) |
| 54.8 | Troy vs Utah State, 10-2-04 (4-219) |
| 54.7 | Utah State vs North Texas, 10-9-04 (3-164) |
| 54.5 | Arkansas State vs. Texas State, 11-18-23 (2-109) |

PUNTING AVERAGE - SEASON

| | |
|------|----------------------------------|
| 48.2 | Georgia State, 2018 (51-2458) |
| 47.8 | Idaho, 2014 (44-2101) |
| 46.3 | Louisiana, 2021 (57-2639) |
| 45.2 | Florida Atlantic, 2010 (72-3252) |
| 45.0 | Troy, 2018 (56-2518) |
| 45.0 | South Alabama, 2017 (71-3196) |

NET YARDS PER PUNT - SEASON

| | |
|------|-----------------------------------|
| 43.5 | Idaho, 2014 (47.8-2.9) |
| 43.1 | Louisiana, 2021 (46.3-5.3) |
| 42.8 | Georgia State, 2018 (48.2-3.9) |
| 42.4 | Troy, 2018 (45.0-1.2) |
| 41.7 | South Alabama, 2017 (45.0-3.1) |
| 41.6 | Georgia Southern, 2024 (42.7-1.1) |

TEAM RECORDS - PUNT RETURNS

MOST RETURNS - GAME

| | |
|---|---|
| 9 | Arkansas State at New Mexico State, 10-28-17 |
| 9 | Louisiana vs. Nicholls State, 9-1-01 |
| 9 | Southern Miss vs. Northwestern State, 9-17-22 |
| 8 | FIU vs Akron, 9-8-12 |
| 8 | Idaho vs Middle Tennessee State, 10-26-02 |

MOST RETURNS - SEASON

| | |
|----|----------------------|
| 40 | Troy, 2004 |
| 39 | Arkansas State, 2005 |
| 38 | Idaho, 2003 |
| 37 | Arkansas State, 2016 |
| 37 | North Texas, 2002 |
| 37 | Utah State, 2003 |

YARDS RETURNED - GAME

| | |
|-----|---|
| 200 | Texas State vs. Georgia State, 11-23-24 |
| 178 | Southern Miss vs. Northwestern State, 9-17-22 |
| 152 | Utah State vs. North Texas, 10-9-04 |
| 149 | Texas State vs. UTSA, 09-12-20 |
| 136 | Troy vs. Oklahoma State, 9-14-07 |
| 132 | Utah State at Troy, 10-2-04 |

YARDS RETURNED - SEASON

| | |
|-----|----------------------|
| 503 | Troy, 2007 |
| 442 | Louisiana, 2022 |
| 440 | Utah State, 2004 |
| 419 | Troy, 2005 |
| 413 | Arkansas State, 2015 |
| 391 | Arkansas State, 2005 |

YARDS PER PUNT RETURN - GAME (MIN. 3 RETURNS)

| | |
|------|--|
| 66.7 | Texas State vs. Georgia State, 11-23-24 (3-200) |
| 41.3 | South Alabama vs. Northwestern State, 9-12-24 (3-124) |
| 37.2 | Texas State vs. UTSA, 09-12-20 (4-149) |
| 36.0 | Arkansas State at Idaho, 11-16-02 (3-108) |
| 34.7 | Arkansas State vs. App State, 11-15-15 (3-104) |
| 34.3 | New Mexico State at Middle Tennessee, 10-27-01 (3-103) |

YARDS PER PUNT RETURN - SEASON (MIN. 10 RETURNS)

| | |
|------|-------------------------------|
| 18.5 | Arkansas State, 2024 (15-277) |
| 18.3 | Utah State, 2004 (24-440) |
| 16.8 | Troy, 2007 (30-503) |
| 16.7 | Texas State, 2024 (21-351) |
| 16.4 | Louisiana, 2022 (27-442) |

| | |
|------|---------------------------------|
| 16.3 | Georgia Southern, 2016 (16-261) |
|------|---------------------------------|

PUNT RETURN TOUCHDOWNS - GAME

| | |
|---|------------------------------------|
| 2 | App State vs Gardner-Webb, 9-22-18 |
| 1 | 102 Times |

PUNT RETURN TOUCHDOWNS - SEASON

| | |
|---|--|
| 3 | Troy, 2007 |
| 3 | App State, 2018 |
| 3 | Georgia Southern, 2020 |
| 3 | Coastal Carolina, 2021 |
| 2 | 10 Times / Most Recent: Arkansas State, 2024 |

TEAM RECORDS - KICK RETURNS

MOST RETURNS - GAME

| | |
|----|--|
| 11 | FIU vs. Arkansas State, 10-24-05 |
| 11 | North Texas at Arkansas, 9-29-07 |
| 11 | North Texas at Rice, 9-27-08 |
| 11 | WKU at North Texas, 10-31-09 |
| 11 | WKU at Middle Tennessee, 10-24-09 |
| 10 | 6 Times / Most Recent: ULM vs Arkansas State, 11-25-17 |

MOST RETURNS - SEASON

| | |
|----|-------------------|
| 85 | North Texas, 2008 |
| 81 | FIU, 2007 |
| 81 | WKU, 2009 |
| 80 | North Texas, 2007 |

YARDS RETURNED - GAME

| | |
|-----|-----------------------------------|
| 305 | ULM vs. Georgia State, 10-14-17 |
| 289 | Texas State at Louisiana, 10-5-13 |
| 286 | North Texas vs. Houston, 9-10-11 |
| 273 | WKU at North Texas, 10-31-09 |
| 271 | WKU at Middle Tennessee, 10-24-09 |

YARDS PER KICK RETURN - GAME (MIN. 3 RETURNS)

| | |
|------|--|
| 64.7 | Troy at Coastal Carolina, 11-11-17 (3-194) |
| 57.2 | Louisiana vs. Southeastern Louisiana, 9-2-17 (4-229) |
| 51.0 | Marshall vs. James Madison, 10-19-23 (3-153) |
| 49.3 | Arkansas State vs Georgia Southern, 11-23-19 (3-148) |
| 47.7 | Troy vs Coastal Carolina, 9-29-18 (3-143) |
| 47.5 | Arkansas State vs. Texas State, 11-18-23 (4-190) |

YARDS PER KICK RETURN - SEASON

| | |
|------|-----------------------------|
| 28.8 | App State, 2018 (23-663) |
| 27.7 | Troy, 2017 (35-970) |
| 27.2 | App State, 2021 (43-1141) |
| 26.3 | Marshall, 2023 (30-789) |
| 26.1 | Texas State, 2023 (39-1017) |
| 26.1 | WKU, 2011 (54-1409) |

KICKOFF RETURN TOUCHDOWNS - GAME

| | |
|---|--|
| 2 | New Mexico State at Tulsa, 10-6-01 |
| 2 | Texas State at Louisiana, 10-5-13 |
| 2 | Troy at Coastal Carolina, 11-11-17 |
| 2 | Louisiana vs. Southeastern Louisiana, 9-2-17 |
| 1 | 73 Times / Most Recent: Louisiana vs. Troy, 11-23-24 |

KICKOFF RETURN TOUCHDOWNS - SEASON

| | |
|---|--|
| 4 | ULM, 2017 |
| 3 | Troy, 2017 |
| 2 | 13 Times / Most Recent: Marshall & Texas State, 2023 |

TEAM RECORDS - TEAM DEFENSE

INTERCEPTIONS - GAME

| | |
|---|---|
| 6 | Utah State vs. Arkansas State, 10-25-03 |
|---|---|

| | |
|---|---|
| 6 | App State vs. New Mexico State, 10-7-17 |
| 6 | Troy vs. Alcorn State, 9-13-08 |
| 5 | 12 Times / Most Recent: Texas State at Rice, 12-26-23 |

INTERCEPTIONS - SEASON

| | |
|----|----------------------|
| 26 | Arkansas State, 2015 |
| 25 | Troy, 2004 |
| 22 | Troy, 2016 |
| 21 | Troy, 2008 |
| 20 | App State, 2016 |

INTERCEPTION RETURN YARDS - GAME

| | |
|-----|--|
| 238 | Arkansas State vs. FIU, 10-24-05 |
| 205 | FIU vs. Florida Atlantic, 11-26-05 |
| 173 | Coastal Carolina vs. Duquesne, 9-16-23 |
| 148 | Troy at South Alabama, 10-23-18 |
| 146 | Middle Tennessee at ULM, 11-28-09 |
| 146 | ULM at Texas State, 10-12-13 |

YARDS PER RETURN - GAME

(min. 5 returns)

| | |
|------|--|
| 47.6 | Arkansas State vs. FIU, 10-24-05 (5-238) |
| 41.0 | FIU vs. Florida Atlantic, 11-26-05 (5-205) |
| 24.2 | Texas State vs. Rice, 12-26-23 (5-121) |

INTERCEPTIONS FOR TOUCHDOWNS - GAME

| | |
|---|--|
| 4 | FIU vs. Florida Atlantic, 11-26-05 |
| 2 | 12 Times / Most Recent: Texas State vs. Rice, 12-26-23 |

INTERCEPTIONS FOR TOUCHDOWNS - SEASON

| | |
|---|--|
| 7 | Louisiana, 2011 |
| 6 | Arkansas State, 2015 |
| 4 | FIU, 2005 |
| 4 | App State, 2019 |
| 4 | App State, 2021 |
| 4 | James Madison, 2024 |
| 3 | 6 Times / Most Recent: South Alabama, 2024 |

FUMBLES RECOVERED - GAME

| | |
|---|--|
| 6 | North Texas at FIU, 10-15-05 |
| 5 | Middle Tennessee at Florida Atlantic, 10-22-11 |
| 5 | ULM vs Northwestern State, 9-17-05 |
| 4 | 11 Times / Most Recent: Georgia State at James Madison, 11-19-22 |

FUMBLES RECOVERED - SEASON

| | |
|----|------------------------|
| 17 | Arkansas State, 2002 |
| 17 | North Texas, 2011 |
| 17 | North Texas, 2001 |
| 16 | Louisiana, 2003 |
| 16 | Troy, 2010 |
| 16 | Middle Tennessee, 2011 |
| 16 | Middle Tennessee, 2012 |

SACKS - GAME

| | |
|----|---|
| 11 | New Mexico State vs. Idaho, 11-25-17 |
| 9 | Louisiana at Middle Tennessee, 10-22-05 |
| 9 | Middle Tennessee vs Arkansas, 10-20-07 |
| 9 | Troy vs North Texas, 10-20-07 |
| 9 | WKU at FIU, 10-27-12 |
| 9 | South Alabama vs. ULM, 11-23-13 |
| 9 | Texas State vs. Idaho, 10-4-14 |
| 9 | Troy vs Coastal Carolina, 9-29-18 |
| 9 | Troy vs Georgia Southern, 11-9-19 |
| 9 | App State at Louisiana, 12-4-21 |
| 9 | Georgia State at South Carolina, 9-3-22 |
| 9 | ULM at Troy, 11-19-22 |

SACKS - SEASON

| | |
|----|------------------------|
| 47 | Troy, 2023 |
| 45 | James Madison, 2023 |
| 44 | North Texas, 2002 |
| 44 | New Mexico State, 2017 |
| 44 | Southern Miss, 2022 |
| 43 | Arkansas State, 2016 |

SAFETIES - SEASON

| | |
|---|---|
| 4 | North Texas, 2003 |
| 3 | North Texas, 2001 |
| 3 | Texas State, 2018 |
| 2 | 14 Times / Most Recent: South Alabama, 2024 |

TEAM RECORDS - TOTAL DEFENSE

FEWEST YARDS ALLOWED - GAME

| | |
|-----|---|
| 57 | Louisiana vs. Nicholls State, 9-1-01 |
| 62 | App State vs. Georgia State, 11-1-14 |
| 69 | Arkansas State vs. Mississippi Valley State, 9-5-10 |
| 94 | ULM vs. Wake Forest, 8-28-14 |
| 102 | Arkansas State vs. Grambling, 9-3-22 |
| 103 | ULM vs. Texas Southern, 9-12-09 |
| 103 | Middle Tennessee at North Texas, 10-30-06 |

FEWEST YARDS ALLOWED - SEASON

| | |
|-------|------------------------|
| 3,184 | James Madison, 2022 |
| 3,600 | Troy, 2005 |
| 3,611 | FIU, 2006 |
| 3,668 | Middle Tennessee, 2005 |
| 3,713 | Arkansas State, 2006 |
| 3,732 | Troy, 2004 |

FEWEST TOTAL YARDS PER PLAY ALLOWED- GAME

| | |
|-----|--|
| 1.3 | Louisiana vs. Nicholls State, 9-1-01 (45-57) |
| 1.4 | App State vs. Georgia State, 11-1-14 (45-62) |
| 1.6 | Arkansas State vs Mississippi Valley State, 9-5-09 (44-69) |
| 1.8 | App State vs. Campbell, 9-6-14 (53-95) |
| 1.9 | ULM vs. Texas Southern, 9-12-09 (55-103) |

FEWEST TOTAL YARDS PER PLAY ALLOWED- SEASON

| | |
|-----|------------------------------|
| 4.3 | North Texas, 2002 (871-3773) |
| 4.4 | App State, 2018 (845-3753) |
| 4.5 | FIU, 2006 (802-3611) |
| 4.5 | Troy, 2008 (940-4257) |
| 4.6 | Marshall, 2022 (840-3829) |
| 4.7 | Utah State, 2003 (911-4321) |
| 4.7 | App State, 2015 (870-4088) |
| 4.7 | Troy, 2022 (976-4574) |

FEWEST TOTAL YARDS PER GAME ALLOWED - SEASON

| | |
|-------|-------------------------------|
| 288.7 | App State, 2018 (13-3753) |
| 289.5 | James Madison, 2022 (11-3184) |
| 290.2 | North Texas, 2002 (13-3773) |
| 294.5 | Marshall, 2022 (13-3829) |
| 300.9 | FIU, 2006 (12-3611) |
| 308.3 | Troy, 2023 (14-4316) |

FEWEST RUSHES ALLOWED - GAME

| | |
|----|--|
| 13 | Troy vs. Western Kentucky, 9-23-23 |
| 14 | Georgia Southern vs. Troy, 11-07-20 |
| 14 | Marshall at Old Dominion, 11-5-22 |
| 15 | New Mexico State at ULM, 9-29-01 |
| 15 | ULM at Wake Forest, 9-14-13 |
| 15 | Georgia Southern at Georgia State, 9-28-24 |

TEAM RECORDS

FEWEST RUSHES ALLOWED - SEASON

| | |
|-----|------------------------|
| 354 | Georgia State, 2020 |
| 354 | James Madison, 2022 |
| 368 | South Alabama, 2022 |
| 382 | North Texas, 2001 |
| 383 | Middle Tennessee, 2005 |
| 386 | ULM, 2011 |

FEWEST RUSHING YARDS ALLOWED - GAME

| | |
|-----|---|
| -39 | Louisiana at ULM, 11-15-14 |
| -19 | South Alabama at Arkansas State, 10-29-22 |
| -18 | Idaho at Texas State, 11-12-16 |
| -14 | ULM at Troy, 10-15-2011 |
| -12 | James Madison at Troy, 9-16-23 |
| -12 | FIU at Florida Atlantic, 11-16-12 |

FEWEST RUSHING YARDS ALLOWED - SEASON

| | |
|-------|---------------------|
| 874 | James Madison, 2022 |
| 1,089 | James Madison, 2023 |
| 1,200 | ULM, 2011 |
| 1,208 | South Alabama, 2022 |
| 1,209 | Marshall, 2022 |
| 1,211 | Troy, 2004 |

FEWEST YARDS PER RUSH ALLOWED - GAME

| | |
|------|--|
| -1.9 | Louisiana at ULM, 11-15-14 (21/-39) |
| -1.0 | South Alabama at Arkansas State, 10-29-22 (19/-19) |
| -0.7 | ULM at Troy, 10-15-11 (21/-14) |
| -0.6 | James Madison at Troy, 9-16-23 (19/-12) |
| -0.6 | FIU at Florida Atlantic, 11-16-12 (19/-12) |
| -0.6 | Idaho at Texas State, 11-12-16 (28/-18) |

FEWEST YARDS PER RUSH ALLOWED - SEASON

| | |
|-----|---------------------------------|
| 2.4 | James Madison, 2022 (354-874) |
| 2.6 | James Madison, 2023 (416-1089) |
| 2.7 | Troy, 2004 (444-1211) |
| 2.9 | North Texas, 2003 (464-1361) |
| 2.9 | Troy, 2017 (479-1369) |
| 2.9 | Marshall, 2022 (419-1209) |
| 3.0 | Arkansas State, 2011 (448-1346) |

FEWEST RUSHING YARDS PER GAME ALLOWED - SEASON

| | |
|-------|--------------------------------|
| 79.5 | James Madison, 2022 (11-874) |
| 83.8 | James Madison, 2023 (13-1089) |
| 92.9 | South Alabama, 2022 (13-1208) |
| 93.0 | Marshall, 2022 (13-1209) |
| 100.0 | ULM, 2011 (12-1200) |
| 103.5 | Arkansas State, 2011 (13-1346) |

FEWEST PASS ATTEMPTS ALLOWED - GAME

| | |
|---|---|
| 1 | Georgia Southern at Army, 11-21-20 |
| 2 | Coastal Carolina at Army, 11-18-23 |
| 3 | App State at Georgia Southern, 10-25-18 |
| 3 | Arkansas State at Georgia Southern, 9-29-18 |
| 4 | South Alabama vs. Navy, 11-28-14 |
| 4 | App State vs Georgia Southern, 10-31-19 |
| 4 | Georgia State vs. Army, 9-4-21 |
| 4 | ULM at Army, 10-22-22 |

FEWEST PASS ATTEMPTS ALLOWED - SEASON

| | |
|-----|----------------------------|
| 217 | ULM, 2020 |
| 252 | Idaho, 2014 |
| 271 | Louisiana, 2001 |
| 277 | Arkansas State, 2006 |
| 282 | App State, 2024 (11 games) |
| 286 | Florida Atlantic, 2012 |
| 290 | Coastal Carolina, 2018 |
| 297 | FIU, 2006 |

FEWEST COMPLETIONS ALLOWED - GAME

| | |
|---|--|
| 0 | Louisiana vs. Nicholls State, 9-1-01 |
| 0 | Coastal Carolina at Army, 11-18-23 |
| 1 | South Alabama vs. Navy, 11-28-14 |
| 1 | App State at Georgia Southern, 10-25-18 |
| 1 | Arkansas State at Georgia Southern, 10-29-18 |
| 1 | App State vs Georgia Southern, 10-31-19 |
| 1 | ULM at Army, 9-12-20 |
| 1 | Georgia Southern at Army, 11-21-20 |
| 1 | Georgia State at Army, 10-1-22 |

FEWEST COMPLETIONS ALLOWED - SEASON

| | |
|-----|------------------------|
| 126 | ULM, 2020 |
| 137 | Louisiana, 2001 |
| 158 | Arkansas State, 2006 |
| 158 | Florida Atlantic, 2012 |
| 159 | Louisiana, 2002 |
| 159 | Idaho, 2014 |

LOWEST COMPLETION PERCENTAGE - ALLOWED GAME (MIN. 10 ATT.)

| | |
|------|---|
| 0.0 | Louisiana vs. Nicholls State, 9-1-01 (0-11) |
| 0.0 | Coastal Carolina at Army, 11-18-23 (0-2) |
| 12.5 | Georgia State at Army, 10-1-22 (1-8) |
| 16.7 | Arkansas State vs. Southern Utah, 11-2-02 (2-12) |
| 18.2 | WKU vs. Austin Peay, 9-1-12 (2-11) |
| 20.0 | Georgia Southern vs South Carolina State, 9-1-18 (2-10) |

LOWEST COMPLETION PERCENTAGE ALLOWED - SEASON

| | |
|------|--------------------------------|
| 47.9 | App State, 2020 (168-351) |
| 50.6 | Louisiana, 2001 (137-271) |
| 51.5 | Marshall, 2022 (217-421) |
| 51.4 | Arkansas State, 2017 (204-397) |
| 51.9 | Louisiana, 2020 (168-324) |
| 52.1 | Louisiana, 2002 (159-305) |

TEAM RECORDS - DEFENSIVE FIRST DOWNS

FEWEST RUSHING ALLOWED - SEASON

| | |
|----|---------------------|
| 44 | James Madison, 2022 |
| 64 | James Madison, 2023 |
| 68 | Marshall, 2022 |
| 72 | Georgia State, 2020 |
| 72 | Texas State, 2022 |
| 74 | Troy, 2004 |

FEWEST PASSING ALLOWED - SEASON

| | |
|----|------------------------|
| 76 | ULM, 2020 |
| 79 | Arkansas State, 2006 |
| 79 | WKU, 2013 |
| 85 | Louisiana, 2004 |
| 87 | FIU, 2006 |
| 88 | Florida Atlantic, 2006 |
| 88 | New Mexico State, 2014 |
| 88 | Arkansas State, 2018 |

FEWEST PENALTY ALLOWED - SEASON

| | |
|----|------------------------|
| 6 | Troy, 2007 |
| 8 | Louisiana, 2004 |
| 9 | FIU, 2007 |
| 10 | Georgia State, 2014 |
| 11 | New Mexico State, 2002 |
| 11 | Georgia State, 2013 |
| 11 | Georgia State, 2017 |
| 11 | South Alabama, 2020 |
| 11 | ULM, 2021 |

FEWEST TOTAL ALLOWED - SEASON

| | |
|-----|------------------------|
| 87 | Arkansas State, 2006 |
| 152 | James Madison, 2022 |
| 196 | Florida Atlantic, 2006 |
| 198 | Louisiana, 2006 |
| 199 | Troy, 2004 |
| 200 | Marshall, 2022 |

TEAM RECORDS - SCORING DEFENSE

FEWEST TOUCHDOWNS ALLOWED - SEASON

| | |
|----|------------------------|
| 21 | App State, 2018 |
| 22 | Troy, 2004 |
| 22 | Marshall, 2022 |
| 23 | North Texas, 2002 |
| 25 | James Madison, 2022 |
| 26 | Troy, 2023 |
| 26 | Middle Tennessee, 2005 |

FEWEST POINTS ALLOWED - SEASON

| | |
|-----|------------------------|
| 192 | North Texas, 2002 |
| 200 | Troy, 2004 |
| 201 | App State, 2018 |
| 206 | Middle Tennessee, 2005 |
| 208 | Marshall, 2022 |
| 230 | James Madison, 2022 |
| 232 | App State, 2016 |

FEWEST POINTS PER GAME ALLOWED - SEASON

| | |
|------|-------------------|
| 14.8 | North Texas, 2002 |
| 15.5 | App State, 2018 |
| 16.0 | Marshall, 2022 |
| 16.7 | Troy, 2004 |
| 17.1 | Troy, 2023 |
| 17.1 | Troy, 2022 |
| 17.8 | App State, 2016 |

INDIVIDUAL RECORDS

INDIVIDUAL RECORDS - TOTAL OFFENSE

PLAYS - GAME

| | |
|----|---|
| 84 | Kolton Browning, ULM vs. FIU, 11-19-11 (25r,59p) |
| 83 | Kolton Browning, ULM vs. Arkansas, 9-8-12 (16r, 67p) |
| 77 | Kolton Browning, ULM at Wake Forest, 9-14-13 (9r, 68p) |
| 76 | Fredi Knighten, Arkansas State vs. New Mexico State, 11-29-14 (19r,57p) |
| 74 | 4 Times / Most Recent: Justice Hansen, ASU vs MTSU, 12-16-17 (17r, 57p) |

PLAYS - SEASON

| | |
|-----|---|
| 643 | Fredi Knighten, Arkansas State, 2014 (13g, 211r, 432p) |
| 642 | Tyler Rogers, New Mexico State, 2017 (12g, 76r, 566p) |
| 637 | Ryan Aplin, Arkansas State, 2011 (13g, 161r, 476p) |
| 637 | Kyle Vantrease, Georgia Southern, 2022 (13g, 33r, 604p) |
| 630 | Omar Haugabook, Troy, 2007 (12g, 155r, 475p) |
| 626 | Davis Brin, Georgia Southern, 2023 (13g, 74r, 552p) |
| 620 | Justice Hansen, Arkansas State 2017 (12g, 133r, 487p) |
| 611 | Pete Thomas, ULM, 2014 (12g, 110r, 501p) |

YARDS GAINED - GAME

| | |
|-----|--|
| 657 | Brian Lindgren, Idaho at Middle Tennessee, 10-6-01 (20r, 637p) |
| 597 | Daniel Meager, North Texas at SMU, 9-8-07 (-4r, 601p) |
| 576 | Kyle Vantrease, Georgia Southern vs. JMU, 10-15-22 (-2r, 578p) |
| 571 | Giovanni Vizza, North Texas vs. Navy, 11-10-07 (11r, 61p) |
| 550 | Justice Hansen, Arkansas State at ULM, 11-25-17 (30r, 520p) |
| 515 | Caleb Evans, ULM vs. Arkansas State, 11-25-17 (61r, 454p) |
| 512 | Todd Centeio, JMU at Georgia Southern, 10-15-22 (44r, 468p) |
| 504 | Matt Linehan, Idaho vs. New Mexico State, 10-15-16 (28r, 476p) |

YARDS GAINED - SEASON

| | |
|-------|--|
| 4,390 | Justice Hansen, Arkansas State, 2017 (12g, 423r, 3967p) |
| 4,287 | Kyle Vantrease, Georgia Southern, 2022 (13g, 34r, 4253p) |
| 4,273 | Nick Arbuckle, Georgia State, 2015 (13g, 95r, 4368p) |
| 4,261 | Levi Brown, Troy, 2009 (13g, 7r, 4254p) |
| 4,176 | Ryan Aplin, Arkansas State, 2011 (13g, 588r, 3588p) |
| 4,056 | Fredi Knighten, Arkansas State, 2014 (13g, 779r, 3277p) |
| 4,036 | Tyler Rodgers, New Mexico State, 2017 (12g, 20r, 4016p) |
| 4,002 | Joey Aguilar, App State, 2023 (14g, 245r, 3757p) |

YARDS PER GAME - SEASON

| | |
|-------|--|
| 365.8 | Justice Hansen, Arkansas State, 2017 (12g-4390) |
| 336.3 | Tyler Rodgers, New Mexico State, 2017 (12g-4036) |
| 329.8 | Kyle Vantrease, Georgia Southern (13g-4287) |
| 328.7 | Nick Arbuckle, 2015 (13g-4273) |
| 327.2 | Levi Brown, Troy, 2009 (13g-4261) |
| 321.2 | Ryan Aplin, Arkansas State, 2011 (13g-4176) |
| 313.8 | Kaleb Barker, Troy, 2019 (12g-3765) |
| 312.0 | Fredi Knighten, Arkansas State, 2014 (13g-4056) |
| 306.3 | Todd Centeio, James Madison, 2022 (10g-3063) |

TOUCHDOWN RESPONSIBILITY - GAME

| | |
|---|---|
| 8 | Giovanni Vizza, North Texas vs. Navy, 11-10-07 (0r, 8p) |
| 7 | Riley Dodge, North Texas vs. WKU, 10-31-09 |
| 7 | Alonza Barnett, James Madison vs. North Carolina, 9-21-24 |
| 6 | 17 Times / Most Recent: Jordan McCloud, JMU at CCU, 11-25-23 (1r, 5p) |

TOUCHDOWN RESPONSIBILITY - SEASON

| | |
|----|---------------------------------------|
| 44 | Justice Hansen, Arkansas State, 2017 |
| 43 | Jordan McCloud, James Madison, 2023 |
| 37 | Jordan McCloud, Texas State, 2024 |
| 36 | Dwight Dasher, Middle Tennessee, 2009 |
| 36 | Joey Aguilar, App State, 2023 |
| 36 | Kolton Browning, ULM, 2012 |
| 35 | Fredi Knighten, Arkansas State, 2014 |
| 35 | Zac Thomas, App State, 2019 |
| 34 | Nick Arbuckle, Georgia State, 2015 |

INDIVIDUAL RECORDS - RUSHING

MOST ATTEMPTS - GAME

| | |
|----|--|
| 45 | Bobby Rainey, WKU vs. Middle Tennessee, 11-20-10 |
| 43 | Eric Higgins, New Mexico State at ULM, 10-25-03 |
| 43 | Bobby Rainey, WKU vs. Troy, 11-26-11 |
| 41 | Jamario Thomas, North Texas vs. ULM, 10-30-04 |
| 40 | 4 Times / Most Recent: Marcus Cox, App State at Arkansas State, 10-21-14 |

MOST ATTEMPTS - SEASON

| | |
|-----|-----------------------------------|
| 369 | Bobby Rainey, WKU, 2011 |
| 340 | Bobby Rainey, WKU, 2010 |
| 307 | Patrick Cobbs, North Texas, 2003 |
| 304 | Antonio Andrews, WKU, 2012 |
| 297 | Kimani Vidal, Troy, 2023 |
| 285 | Jamario Thomas, North Texas, 2004 |

YARDS GAINED - GAME

| | |
|-----|---|
| 329 | Frank Gore, Southern Miss vs. Rice, 12-17-22 |
| 317 | Camerun Peoples, App State vs. North Texas, 12-21-20 |
| 313 | Lance Dunbar, North Texas vs. Middle Tennessee, 12-3-11 |
| 297 | Tyrell Fenroy, Louisiana at ULM, 10-04-08 |
| 291 | Jamario Thomas, North Texas vs. Idaho, 11-13-04 |
| 284 | Terrence Franks, Texas State vs. Idaho, 10-4-14 |
| 276 | Freddie Brock, Georgia State vs. Utah State, 12-23-23 |

YARDS GAINED - SEASON

| | |
|-------|-----------------------------------|
| 1,801 | Jamario Thomas, North Texas, 2004 |
| 1,730 | Antonio Andrews, WKU, 2013 |
| 1,728 | Antonio Andrews, WKU, 2012 |
| 1,695 | Bobby Rainey, WKU, 2011 |
| 1,680 | Patrick Cobbs, North Texas, 2003 |

YARDS PER GAME - SEASON

| | |
|-------|---|
| 180.1 | Jamario Thomas, North Texas, 2004 (10-1801) |
| 152.7 | Patrick Cobbs, North Texas, 2003 (11-1680) |
| 144.2 | Antonio Andrews, WKU, 2013 (12-1730) |
| 141.2 | Bobby Rainey, WKU, 2011 (12-1695) |
| 137.4 | Bobby Rainey, WKU, 2010 (12-1649) |

YARDS PER RUSH - GAME (MIN. 5 ATTEMPTS)

| | |
|------|---|
| 26.3 | TY. Hilton, FIU at Troy, 11-13-10 (6-158) |
| 23.8 | Wesley Kennedy, III, Georgia State vs South Alabama, 10-26-19 (6-143) |
| 22.6 | Andrew Allen, New Mexico State at LSU, 9-27-14 (5-113) |
| 21.5 | Kadarius Calloway, Old Dominion at Marshall, 9-30-23 (11-236) |
| 20.4 | Sherman Bracey, Arkansas State vs. UT Martin, 10-10-05 (5-102) |
| 20.4 | Fluff Bothwell, South Alabama vs. Northwestern State, 9-12-24 (7-143) |
| 20.2 | Lance Dunbar, North Texas vs. Middle Tennessee, 9-26-09 (5-101) |

YARDS PER RUSH - SEASON (MIN. 100 ATTEMPTS)

| | |
|-----|---|
| 8.7 | Matt Breida, Georgia Southern, 2014 (171-1485) |
| 8.4 | Elijah McGuire, Louisiana, 2013 (103-863) |
| 7.9 | Matt Breida, Georgia Southern, 2015, (203-1608) |
| 7.3 | Reshard Lee, Middle Tennessee, 2001 (108-790) |
| 7.2 | Michael Desormeaux, Louisiana, 2008 (144-1035) |

RUSHING TOUCHDOWNS - GAME

| | |
|---|--|
| 5 | Phillip Tanner, Middle Tennessee vs. North Texas, 11-22-08 |
| 5 | Benny Cunningham, Middle Tennessee at Georgia Tech, 9-29-12 |
| 5 | Antonio Andrews, WKU vs. Morgan State, 9-21-13 |
| 5 | Alonzo Harris, Louisiana vs. New Mexico State, 11-2-13 |
| 5 | Michael Gordon, Arkansas State at Idaho, 11-1-14 |
| 5 | Elijah McGuire, Louisiana vs. Northwestern State, 9-12-15 |
| 5 | Korian Reynaud, ULM at Georgia State, 11-12-16 |
| 5 | Caleb Evans, ULM at Louisiana, 9-23-17 |
| 5 | Camerun Peoples, App State vs. North Texas, 12-21-20 |
| 5 | Kimani Vidal, Troy, vs. App State, 12-2-23 |
| 4 | 24 Times / Most Recent: Kimani Vidal, Troy at Arkansas State, 11-26-22 |



RUSHING TOUCHDOWNS - SEASON

| | |
|----|-------------------------------------|
| 20 | Dwone Hicks, Middle Tennessee, 2001 |
| 19 | Patrick Cobbs, North Texas, 2003 |
| 19 | Tyrell Fenroy, Louisiana, 2008 |
| 19 | Marcus Cox, App State, 2014 |
| 18 | Darrynton Evans App State, 2019 |
| 17 | Jamario Thomas, North Texas, 2004 |
| 17 | Lance Dunbar, North Texas, 2009 |
| 17 | Matt Breida, Georgia Southern, 2014 |
| 17 | Matt Breida, Georgia Southern, 2015 |

LONGEST RUSHING PLAYS

| | |
|----|--|
| 99 | Montrell Johnson, Louisiana at Arkansas State, 10-21-21 |
| 98 | Jordan Parker, Middle Tennessee vs. Troy, 11-24-12 |
| 95 | Terrence Franks, Texas State vs. Idaho, 10-4-14 |
| 92 | Xavier Johnson, South Alabama vs. Gardner Webb, 9-5-15 |
| 92 | Brandon Burks, Troy at New Mexico State, 10-24-15 |
| 92 | Raymond Calais, Louisiana vs. Georgia State, 11-10-18 |
| 92 | Quinn Henicle, Old Dominion vs. Arkansas State, 11-30-24 |
| 91 | Michael Gordon, Arkansas State vs. UAPB, 8-31-13 |

INDIVIDUAL RECORDS - ALL-PURPOSE YARDS

MOST YARDS - GAME

| | |
|-----|--|
| 418 | Marcus Green, ULM vs. Arkansas State, 11-25-17 |
| 392 | Antonio Andrews, WKU vs. Middle Tennessee, 11-1-12 |
| 350 | Jerrel Jernigan, Troy vs. Central Michigan 1-6-10 |
| 347 | Blair Lewis, Idaho at Middle Tennessee, 10-6-01 |
| 342 | Antonio Andrews, WKU at Louisiana, 11-17-12 |
| 339 | Jason Chery, Louisiana at North Texas, 10-11-08 |

MOST YARDS - SEASON

| | |
|-------|---|
| 3,161 | Antonio Andrews, WKU, 2012 (1728r, 432 rec, 234pr, 767kr) |
| 2,619 | Antonio Andrews, WKU, 2013 (1730r, 478 rec, 97pr, 314kr) |
| 2,283 | Albert Wilson, Georgia State, 2013 (251r, 1177 rec, 125pr, 730kr) |
| 2,264 | Jerrel Jernigan, Troy, 2009 (266r, 1101rec, 897kr) |
| 2,169 | Ismail Mahdi, Texas State, 2023 (1331r, 275rcv, 563kr) |
| 2,163 | TY. Hilton, FIU, 2008 (43r, 1013rec, 841kr, 29pr) |

YARDS PER GAME - SEASON

| | |
|-------|--|
| 243.2 | Antonio Andrews, WKU, 2012 (13-3161) |
| 218.2 | Antonio Andrews, WKU, 2013 (12-2619) |
| 190.2 | Albert Wilson, Georgia State, 2013 (12-2283) |
| 181.5 | Jamario Thomas, North Texas, 2004 (10-1815) |
| 180.2 | TY. Hilton, FIU, 2008 (12-2163) |

INDIVIDUAL RECORDS - PASSING

ATTEMPTS - GAME

| | |
|----|--|
| 72 | Levi Brown, Troy at LSU, 11-15-08 |
| 71 | Brian Lindgren, Idaho at Middle Tennessee, 10-6-01 |
| 70 | Corey Robinson, Troy vs. Louisiana, 9-8-12 |
| 68 | Kolton Browning, ULM at Wake Forest, 9-14-13 |
| 68 | Justice Hansen, Arkansas State at Nebraska, 9-2-17 |
| 67 | Kolton Browning, ULM vs. Arkansas, 9-8-12 |

ATTEMPTS - SEASON

| | |
|-----|--|
| 604 | Kyle Vantrease, Georgia Southern, 2022 |
| 556 | Tyler Rogers, New Mexico State 2017 |
| 552 | Brin Davis, Georgia Southern, 2023 |
| 508 | Corey Robinson, Troy, 2011 |
| 505 | Levi Brown, Troy, 2009 |
| 505 | Corey Robinson, Troy, 2010 |
| 501 | Pete Thomas, ULM, 2014 |

COMPLETIONS - GAME

| | |
|----|--|
| 49 | Brian Lindgren, Idaho at Middle Tennessee, 10-6-01 |
| 46 | Daniel Meager, North Texas at SMU, 9-8-07 |

| | |
|----|--|
| 46 | Corey Robinson, Troy vs. Louisiana, 9-8-12 |
| 46 | Justice Hansen, Arkansas State at Nebraska, 9-2-17 |
| 43 | Kolton Browning, ULM at Wake Forest, 9-14-13 |
| 42 | Kolton Browning, ULM vs. Arkansas, 9-8-12 |

COMPLETIONS - SEASON

| | |
|-----|--|
| 371 | Kyle Vantrease, Georgia Southern, 2022 |
| 362 | Brin Davis, Georgia Southern, 2023 |
| 348 | Tyler Rogers, New Mexico State 2017 |
| 321 | Levi Brown, Troy, 2009 |
| 321 | Corey Robinson, Troy, 2010 |
| 316 | Corey Robinson, Troy, 2011 |

COMPLETION PERCENTAGE - GAME (MIN. 10 COMP.)

| | |
|-------|---|
| 100.0 | Zac Thomas, App State at Charlotte, 9-8-18 (14-14) |
| 100.0 | Grayson McCall, Coastal Carolina vs. ULM, 10-2-21 (13-13) |
| 100.0 | Layne Hatcher, Arkansas State vs. Central Arkansas, 9-4-21 (12-12) |
| 93.8 | Corey Robinson, Troy vs. UAB, 8-13-13 (30-32) |
| 92.3 | Buck Pierce, New Mexico State at Middle Tennessee, 10-11-03 (12-13) |
| 92.3 | Ryan Aplin, Arkansas State vs. Alcorn State, 9-22-12 (12-13) |
| 92.3 | Shai Werts, Georgia Southern vs. Troy, 11-7-20 (12-13) |

COMPLETION PERCENTAGE - SEASON (MIN. 80 COMP.)

| | |
|------|--|
| 73.0 | Grayson McCall, Coastal Carolina, 2021 (176-241) |
| 72.6 | Wes Counts, Middle Tennessee, 2001 (188-259) |
| 70.5 | Brandon Silvers, Troy, 2014 (191-271) |
| 70.4 | Clint Marks, Middle Tennessee, 2004 (259-368) |
| 70.1 | Gunnar Watson, Troy, 2020 (211-301) |
| 70.0 | Jake Bentley, South Alabama, 2021 (212-303) |
| 70.0 | Jordan McCloud, Texas State, 2024 (273-390) |

PASSING YARDS - GAME

| | |
|-----|--|
| 637 | Brian Lindgren, Idaho at Middle Tennessee, 10-6-01 |
| 601 | Daniel Meager, North Texas at SMU, 9-8-07 |
| 578 | Kyle Vantrease, Georgia Southern vs. JMU, 10-15-22 |
| 520 | Justice Hansen, Arkansas State at ULM, 11-25-17 |
| 504 | Kaleb Barker, Troy vs Arkansas State, 11-16-19 |
| 485 | Corey Robinson, Troy vs. Louisiana, 9-8-12 |

PASSING YARDS - SEASON

| | |
|-------|--|
| 4,368 | Nick Arbuckle, Georgia State, 2015 |
| 4,254 | Levi Brown, Troy, 2009 |
| 4,253 | Kyle Vantrease, Georgia Southern, 2022 |
| 4,016 | Tyler Rogers, New Mexico State 2017 |
| 3,967 | Justice Hansen, Arkansas State, 2017 |
| 3,726 | Corey Robinson, Troy, 2010 |

TOUCHDOWN PASSES - GAME

| | |
|---|--|
| 8 | Giovanni Vizza, North Texas vs. Navy, 11-10-07 |
| 6 | Wes Counts, Middle Tennessee vs. Idaho, 10-6-01 |
| 6 | Brian Lindgren, Idaho vs. San Diego State, 9-21-02 |
| 6 | Justice Hansen, Arkansas State at ULM, 11-25-17 |
| 6 | Todd Centeio, JMU vs. Middle Tennessee, 9-3-22 |
| 6 | Chase Brice, App State vs. North Carolina, 9-3-22 |
| 6 | Jaylen Raynor, Arkansas State at UMass, 9-30-23 |

TOUCHDOWN PASSES - SEASON

| | |
|----|--------------------------------------|
| 37 | Justice Hansen, Arkansas State, 2017 |
| 35 | Jordan McCloud, James Madison, 2023 |
| 33 | Joey Aguilar, App State, 2023 |
| 32 | Rusty Smith, Florida Atlantic, 2007 |
| 31 | Taylor Lamb, App State, 2015 |
| 30 | Kaleb Barker, Troy, 2019 |
| 30 | Jordan McCloud, Texas State 2024 |

LONGEST PASSING PLAYS

| | |
|----|---|
| 99 | Giovanni Vizza, North Texas vs. ULM, 10-13-07 |
| 99 | Grayson McCall, Coastal Carolina at Arkansas State, 10-7-21 |

INDIVIDUAL RECORDS

| | |
|----|---|
| 98 | Caleb Evans, ULM vs. Coastal Carolina, 11-23-19 |
| 98 | Devonte Ross, Troy, vs. Florida A&M, 9-21-24 |
| 97 | Darren Grainger, Georgia State at Charlotte, 9-16-23 |
| 94 | Joe Craddock, Middle Tennessee at ULM, 11-3-07 |
| 93 | Willie Jones III, Texas State at Georgia State, 11-3-18 |
| 92 | Layne Hatcher, Arkansas State at Troy, 9-28-19 |
| 92 | Brian Lindgren, Idaho vs. North Texas, 10-11-03 |
| 91 | Brad McGuire, Louisiana vs. Troy, 11-28-09 |

MOST INTERCEPTIONS THROWN - GAME

| | |
|---|--|
| 6 | Jon Van Cleave, Louisiana at Texas A&M, 8-31-02 |
| 6 | Tyler Rogers, New Mexico State at App State, 10-7-17 |
| 5 | Kinsmon Lancaster, ULM vs. Arkansas, 10-28-06 |
| 5 | Brian Lindgren, Idaho at New Mexico State, 10-13-01 |
| 5 | Andre Vige, Louis ULM vs. Troy, 11-10-01 |
| 5 | Wayne Younger, FIU at Arkansas, 10-27-07 |
| 5 | Brandon Doughty, WKU at Tennessee, 9-7-13 |
| 5 | Tyler Rogers, New Mexico State at Troy, 9-24-16 |
| 5 | Tyler Vitt, Texas State at Troy, 11-17-18 |
| 5 | Brin Davis, Georgia Southern at Wisconsin, 9-16-23 |

MOST INTERCEPTIONS THROWN - SEASON

| | |
|----|---------------------------------------|
| 23 | Tyler Rogers, New Mexico State, 2014 |
| 20 | Giovanni Vizza, North Texas, 2007 |
| 19 | Brin Davis, Georgia Southern 2023 |
| 18 | Dwight Dasher, Middle Tennessee, 2010 |
| 18 | Matt Linehan, Idaho, 2014 |
| 18 | Tyler Rogers, New Mexico State, 2017 |
| 17 | Omar Haugabook, Troy, 2006 |
| 17 | Wayne Younger, FIU, 2007 |
| 17 | Nick Arbuckle, Georgia State, 2014 |

FEWEST INTERCEPTIONS THROWN - SEASON (MIN. 100 ATTEMPTS)

| | |
|---|---|
| 0 | Shai Werts, Georgia Southern, 2018 |
| 1 | Buck Pierce, New Mexico State, 2002 |
| 1 | Shai Werts, Georgia Southern, 2019 |
| 2 | Jeff VanCamp, Florida Atlantic, 2009 |
| 2 | Jake Medlock, FIU, 2012 |
| 2 | Bryce Carpenter, Coastal Carolina, 2019 |
| 2 | Willie Jones III, Texas State, 2019 |
| 2 | Layne Hatcher, Arkansas State, 2020 |
| 2 | Grayson McCall, Coastal Carolina, 2022 |
| 2 | Braylon Braxton, Marshall, 2024 |
| 3 | Andrico Hines, Middle Tennessee, 2003 |
| 3 | Levi Brown, Troy, 2008 |
| 3 | Jeff Murphy, Middle Tennessee, 2011 |
| 3 | Deon Anthony, Troy, 2012 |
| 3 | Brandon Silvers, Troy, 2014 |
| 3 | Kevin Ellison, Georgia Southern 2016 |
| 3 | Kilton Anderson, Coastal Carolina, 2018 |
| 3 | Grayson McCall, Coastal Carolina, 2020 |
| 3 | Grayson McCall, Coastal Carolina, 2021 |
| 3 | Chandler Rogers, ULM, 2021 |

PASS EFFICIENCY - SEASON (MIN. 100 ATTEMPTS)

| | |
|-------|--|
| 207.7 | Grayson McCall, Coastal Carolina, 2021 |
| 184.3 | Grayson McCall, Coastal Carolina, 2020 |
| 182.9 | Brad McGuire, Louisiana, 2009 |
| 171.4 | Grayson McCall, Coastal Carolina, 2022 |
| 169.0 | Todd Centeio, James Madison, 2022 |
| 167.9 | Layne Hatcher, Arkansas State, 2019 |
| 166.6 | Wes Counts, Middle Tennessee, 2001 |
| 165.9 | Jordan McCloud, James Madison, 2023 |
| 163.3 | Kaleb Barker, Troy, 2018 |
| 160.7 | Taylor Lamb, App State, 2015 |

INDIVIDUAL RECORDS - RECEIVING

RECEPTIONS - GAME

| | |
|----|--|
| 18 | Casey Fitzgerald, North Texas at SMU, 9-8-07 |
| 15 | Chris Lacy, Idaho at Middle Tennessee, 10-6-01 |
| 15 | J.D. McKissic, Arkansas State at Missouri, 9-28-13 |
| 15 | Dezmon Epps, Idaho vs. Ohio, 9-3-15 |
| 15 | Jonathan Adams, Arkansas State vs. Georgia State, 10-15-20 |
| 14 | Nick Dugas, Louisiana at Arkansas State, 10-13-01 |
| 14 | Casey Fitzgerald, North Texas at Louisiana, 10-6-07 |
| 14 | Casey Fitzgerald, North Texas vs. Louisiana, 10-11-08 |
| 14 | Casey Fitzgerald, North Texas vs. Navy, 11-10-07 |
| 14 | Casey Fitzgerald, North Texas vs. Troy, 10-25-08 |
| 14 | Brent Leonard, ULM at Arkansas State, 11-8-12 |

RECEPTIONS - SEASON

| | |
|-----|-------------------------------------|
| 113 | Casey Fitzgerald, North Texas, 2008 |
| 111 | Casey Fitzgerald, North Texas, 2007 |
| 104 | Brent Leonard, ULM, 2012 |
| 103 | J.D. McKissic, Arkansas State, 2012 |
| 101 | Khaleb Hood, Georgia Southern, 2023 |
| 96 | Bobby Bernal-Wood, Idaho, 2004 |

RECEPTIONS PER GAME - SEASON (MIN. 10 RECEPTIONS)

| | |
|-----|--|
| 9.4 | Casey Fitzgerald, North Texas, 2008 (12-113) |
| 9.3 | Casey Fitzgerald, North Texas, 2007 (12-111) |
| 8.0 | Bobby Bernal-Wood, Idaho, 2004 (12-96) |
| 8.0 | Brent Leonard, ULM, 2012 (13-104) |
| 7.9 | J.D. McKissic, Arkansas State, 2012 (13-103) |
| 7.9 | Jonathan Adams, Arkansas State, 2020 (10-79) |

YARDS GAINED - GAME

| | |
|-----|--|
| 327 | Casey Fitzgerald, North Texas at SMU, 9-8-07 |
| 310 | Corey Rucker, Arkansas State vs. ULM, 12-5-20 |
| 266 | Malcom Williams, Coastal Carolina vs. ULM, 9-30-17 |
| 244 | Tyrone Howell, ULM at South Alabama, 10-15-22 |
| 252 | Jalen Tolbert, South Alabama at Arkansas State, 11-28-20 |
| 232 | Isaiah Likely, Coastal Carolina at Arkansas State, 10-7-21 |
| 231 | Casey Fitzgerald, North Texas vs. Louisiana, 10-11-08 |

YARDS GAINED - SEASON

| | |
|-------|--------------------------------------|
| 1,653 | Omar Bayless, Arkansas State, 2019 |
| 1,474 | Jalen Tolbert, South Alabama, 2021 |
| 1,322 | Casey Fitzgerald, North Texas, 2007 |
| 1,316 | Caullin Lacy, South Alabama, 2023 |
| 1,280 | Kerry Wright, Middle Tennessee, 2003 |
| 1,198 | Mack Vincent, ULM, 2002 |
| 1,177 | Albert Wilson, Georgia State, 2013 |
| 1,162 | Joshua McCain, Idaho, 2014 |

YARDS PER GAME - SEASON

| | |
|-------|---|
| 127.2 | Omar Bayless, Arkansas State, (13-1653), 2019 |
| 122.8 | Jalen Tolber, South Alabama (12-1474), 2021 |
| 111.1 | Jonathan Adams, Arkansas State, (10-1111), 2020 |
| 110.2 | Casey Fitzgerald, North Texas, (12-1322), 2007 |
| 109.7 | Caullin Lacy, South Alabama (12-1316), 2023 |
| 106.7 | Kerry Wright, Middle Tennessee, (12-1280), 2003 |
| 106.5 | Ali Jennings, Old Dominion (9-959), 2022 |
| 105.6 | Joshua McCain, Idaho, (11-1162), 2014 |

YARDS PER CATCH - GAME (MIN. 5 CATCHES)

| | |
|------|---|
| 37.6 | Chris Murray (5-188), Arkansas State at Georgia Southern, 10-4-17 |
| 37.4 | Kerry Wright (5-187), Middle Tennessee vs. New Mexico State, 10-11-03 |
| 37.2 | Jalen Virgil (5-186), App State vs. Coastal Carolina, 10-21-17 |
| 35.2 | Johnny Quinn (5-176), North Texas vs. Louisiana, 9-27-03 |
| 32.4 | Makai Jackson (5-162), App State vs. James Madison, 11-23-24 |
| 32.0 | Tyrone Calico (5-160), Middle Tennessee vs. Idaho, 10-6-01 |
| 30.6 | Mykeal Terry (5-153), Troy at Florida Atlantic, 11-11-06 |

30.2 Jimmy Labita (5-151), Idaho vs. North Texas, 10-11-03

YARDS PER CATCH - SEASON (MIN. 20 CATCHES)

25.3 Willis Wright FIU, 2012 (25-633)
 24.7 TY. Hilton, FIU, 2008 (41-1013)
 23.0 Chris Lewis, Troy, 2023 (32-735)
 21.9 Josh Magee, South Alabama, 2015 (23-504)
 20.9 Johnny Quinn, North Texas, 2003 (34-709)
 20.6 Chris Jones, Coastal Carolina, 2017 (26-536)
 20.3 Jeff Foreman, Arkansas State, 2023 (24-488)
 20.1 Thomas Parker, Florida Atlantic, 2005 (29-584)

TOUCHDOWN RECEPTIONS - GAME

5 Casey Fitzgerald, North Texas vs. Navy, 11-10-07
 4 Brent Leonard, ULM vs. South Alabama, 10-27-12
 4 Donovan Harden, Georgia State vs. Georgia Southern, 10-25-14
 4 Thomas Hennigan, App State vs. Louisiana, 12-2-17
 4 Omar Bayless, Arkansas State vs. SMU, 8-31-19
 4 Jalen Tolbert, South Alabama vs. Arkansas State, 11-29-19
 4 Corey Rucker, Arkansas State vs. ULM, 12-5-20
 4 Isaiah Likely, Coastal Carolina at Arkansas State, 10-7-21
 3 32 Times / Most Recent: Dorian Fleming, Georgia State at Texas State, 11-23-24
 & Chris Dawn Jr., Texas State at Georgia State, 11-23-24

TOUCHDOWN RECEPTIONS - SEASON

17 Omar Bayless, Arkansas State, 2019
 12 Casey Fitzgerald, North Texas, 2007
 12 Eric Thomas, Troy, 2013
 12 Kirk Merritt, Arkansas State, 2019
 12 Jonathan Adams, Arkansas State, 2020
 12 Isaiah Likely, Coastal Carolina, 2021
 11 George Marshall, North Texas, 2001
 11 Kerry Wright, Middle Tennessee, 2004
 11 Devonte Ross, Troy, 2024

INDIVIDUAL RECORDS - SCORING

MOST POINTS - GAME

36 Phillip Tanner, Middle Tennessee vs. North Texas, 11-22-08
 30 Casey Fitzgerald, North Texas vs. Navy, 11-10-07
 30 Jason Chery, Louisiana at North Texas, 10-11-08
 30 Benny Cunningham, Middle Tennessee at Georgia Tech, 9-29-12
 30 Antonio Andrews, WKU vs. Morgan State, 9-21-13
 30 Alonzo Harris, Louisiana vs. New Mexico State, 11-2-13
 30 Michael Gordon, Arkansas State at Idaho, 11-1-14
 30 Elijah McGuire, Louisiana vs Northwestern State, 9-12-15
 30 Korian Reynaud, ULM at Georgia State 11-12-16
 30 Caleb Evans, ULM at Louisiana, 9-23-17
 30 Camerun Peoples, App State vs. North Texas, 12-21-20
 30 Kimani Vidal, Troy vs. App State, 12-2-23

MOST POINTS - SEASON

148 Dwone Hicks, Middle Tennessee, 2001
 144 Darrynton Evans, App State, 2019
 126 Patrick Cobbs, North Texas, 2003
 117 Chandler Staton, App State, 2021
 114 Tyrell Fenroy, Louisiana, 2008
 114 Lance Dunbar, North Texas, 2009
 114 Marcus Cox, App State, 2014
 114 CJ Marable, Coastal Carolina, 2020

MOST POINTS PER GAME - SEASON

13.5 Dwone Hicks (11-148), Middle Tennessee, 2001
 10.2 Jamario Thomas (10-102), North Texas, 2004
 9.5 Tyrell Fenroy (12-114), Louisiana, 2008
 9.5 Lance Dunbar (12-114) North Texas, 2009
 9.5 Marcus Cox (12-114) App State, 2014
 9.5 CJ Marable (12-114), Coastal Carolina, 2020

9.5 La'Damian Webb (11-104), South Alabama, 2023

MOST TOUCHDOWNS - GAME

6 Phillip Tanner, Middle Tennessee vs. North Texas, 11-22-08
 5 Casey Fitzgerald, North Texas vs. Navy, 11-10-07
 5 Jason Chery, Louisiana at North Texas, 10-11-08
 5 Benny Cunningham, Middle Tennessee at Georgia Tech, 9-29-12
 5 Antonio Andrews, WKU vs. Morgan State, 9-21-13
 5 Alonzo Harris, Louisiana vs. New Mexico State, 11-02-13
 5 Michael Gordon, Arkansas State at Idaho, 11-01-14
 5 Elijah McGuire, Louisiana vs. Northwestern State 9-12-15
 5 Korian Reynaud, ULM at Georgia State 11-12-16
 5 Caleb Evans, ULM at Louisiana, 9-23-17
 5 Camerun Peoples, App State vs. North Texas, 12-21-20
 5 Kimani Vidal, Troy, vs. App State, 12-2-23

MOST TOUCHDOWNS - SEASON

24 Dwone Hicks, Middle Tennessee, 2001
 24 Darrynton Evan, App State, 2019
 21 Patrick Cobbs, North Texas, 2003
 19 Tyrell Fenroy, Louisiana, 2008
 19 Lance Dunbar, North Texas, 2009
 19 Marcus Cox, App State, 2014
 19 CJ Marable, Coastal Carolina, 2020

INDIVIDUAL RECORDS - KICKING

FIELD GOAL ATTEMPTS - GAME

9 Dennis Hopovac, North Texas at FIU, 10-7-06
 7 Dustin Rivest, FIU vs. North Texas, 10-7-06
 7 Dustin Rivest, FIU vs. Arkansas State, 11-08-08
 6 Casey Tinius, WKU at ULM, 11-14-09
 6 Brian Davis, Arkansas State vs Central Arkansas, 9-24-11
 6 James Sherman, Texas State vs Texas Southern, 9-8-18
 6 Calum Sutherland, ULM vs. Jackson State, 9-18-21

FIELD GOAL ATTEMPTS - SEASON

31 Kenneth Almendares, Louisiana, 2024
 29 Sam Glusman, Troy, 2008
 29 Austin Rehkow, Idaho, 2016
 28 Tyler Bass, Georgia Southern, 2019
 27 Warley Leroy, Florida Atlantic, 2007
 27 Michel Chapuseaux, South Alabama, 2012
 27 Austin Rehkow, Idaho, 2015

FIELD GOALS MADE - GAME

6 Brian Davis, Arkansas State vs. Central Arkansas, 9-24-11
 5 Dennis Hopovac, North Texas vs. FIU, 10-7-06
 5 Dustin Rivest, FIU vs. Arkansas State, 11-08-08
 5 Brian Davis, Arkansas State at Louisiana, 10-23-12
 5 James Sherman, Texas State vs Texas Southern, 9-8-18
 5 Kenneth Almendares, Louisiana vs. Georgia Southern, 11-10-22
 4 41 Times / Most Recent: Gavin Stewart, Ga. Southern at Coastal Carolina, 11-23-24

FIELD GOALS MADE - SEASON

28 Kenneth Almendares, Louisiana, 2024
 26 Austin Rehkow, Idaho, 2016
 23 Michael Lantz, Georgia Southern, 2023
 23 Austin Rehkow, Idaho, 2015
 22 Jack Griffin, FIU, 2011
 21 Clune Van Andel, Arkansas State, 2024

LONGEST FIELD GOAL

60 Mason Shipley, Texas State vs. Sam Houston State, 9-28-24
 59 Connor Gibbs, Southern Miss vs. South Alabama, 11-23-24
 57 Jason Ball, North Texas vs. Arkansas State, 10-20-01
 56 Bobby Zalud, Arkansas State vs. Memphis, 9-10-11
 56 Dominic Zvada, Arkansas State vs. Texas State, 11-19-22

INDIVIDUAL RECORDS

| | |
|----|---|
| 55 | Alan Gendreau, Middle Tennessee at Louisiana, 9-25-10 |
| 54 | Diego Guajardo, South Alabama at Georgia Southern, 10-29-20 |
| 54 | Mason Shipley, Texas State vs. FIU, 9-10-22 |
| 54 | Callum Sutherland, ULM vs. Georgia State, 11-12-22 |
| 54 | Michael Hughes, App State at ULM, 9-30-23 |
| 54 | Connor Gibbs, Southern Miss at James Madison, 10-26-24 |

FIELD GOAL PERCENTAGE - SEASON (MIN. 5 ATTEMPTS)

| | |
|-------|---|
| 100.0 | Mason Shipley, Texas State, 2023 (15-15) |
| 100.0 | Brett Baer, Louisiana, 2010 (7-7) |
| 100.0 | Tyler Kuecker, ULM, 2001 (5-5) |
| 95.2 | Chandler Staton, App State, 2021 (20-21) |
| 95.0 | Y. Koo, Georgia Southern, 2016 (19-20) |
| 94.7 | Briggs Bourgeois, Southern Miss, 2022 (18-19) |
| 94.7 | Diego Guajardo, South Alabama, 2022 (18-19) |
| 94.4 | Dominic Zavada, Arkansas State, 2022 (17-18) |
| 94.1 | Laith Marjan, South Alabama, 2024 (16-17) |

PAT KICKS ATTEMPTED - GAME

| | |
|----|---|
| 11 | Josh Arauco, Arkansas State vs. Texas Southern, 9-06-08 |
| 11 | Stevie Artigue, Louisiana vs Texas Southern, 9-14-19 |
| 11 | Mason Shipley, Texas State vs. Jackson State, 9-16-23 |
| 11 | Dominic Zavada, Arkansas State vs. Texas State, 11-18-23 |
| 10 | Brian Kelly, Middle Tennessee vs. Idaho, 10-6-01 |
| 10 | Steph Brauchle, Louisiana vs. Nicholls State, 9-14-13 |
| 10 | Alex Hangs, Georgia Southern at Georgia State, 10-25-14 |
| 10 | Logan Spry, Arkansas State vs. New Mexico State, 11-29-14 |

PAT KICKS ATTEMPTED - SEASON

| | |
|----|-----------------------------------|
| 73 | Chandler Staton, App State, 2019 |
| 61 | Zach Matics, App State, 2015 |
| 61 | Chandler Staton, App State, 2018 |
| 59 | Mason Shipley, Texas State, 2023 |
| 58 | Justin Manton, ULM, 2012 |
| 57 | Chandler Staton, App State, 2021 |
| 56 | Brian Davis, Arkansas State, 2012 |
| 56 | Brett Baer, Louisiana, 2012 |

PAT KICKS MADE - GAME

| | |
|----|---|
| 11 | Dominic Zavada, Arkansas State vs. Texas State, 11-18-23 |
| 11 | Mason Shipley, Texas State vs. Jackson State, 9-16-23 |
| 11 | Stevie Artigue, Louisiana vs Texas Southern, 9-14-19 |
| 11 | Josh Arauco, Arkansas State vs. Texas Southern, 9-06-08 |
| 10 | Brian Kelly, Middle Tennessee vs. Idaho, 10-6-01 |
| 10 | Steph Brauchle, Louisiana vs. Nicholls State, 9-14-13 |
| 9 | 11 Times / Most Recent: Camden Wise, JMU vs. Norfolk State, 9-10-22 |

PAT KICKS MADE - SEASON

| | |
|----|----------------------------------|
| 72 | Chandler Staton, App State, 2019 |
| 61 | Zach Matics, App State, 2015 |
| 61 | Chandler Staton, App State, 2018 |
| 58 | Mason Shipley, Texas State, 2023 |
| 57 | Justin Manton, ULM, 2012 |
| 57 | Chandler Staton, App State, 2021 |

PAT PERCENTAGE - GAME (MIN. 10 ATTEMPTS)

| | |
|-------|--|
| 100.0 | Josh Arauco, Arkansas State vs. Texas Southern, 9-06-08 (11-11) |
| 100.0 | Stevie Artigue, Louisiana vs. Texas Southern, 9-14-19 (11-11) |
| 100.0 | Mason Shipley, Texas State vs. Jackson State, 9-16-23 (11-11) |
| 100.0 | Dominic Zavada, Arkansas State vs. Texas State, 11-18-23 (11-11) |
| 100.0 | Brian Kelly, Middle Tennessee vs. Idaho, 10-6-01 (10-10) |
| 100.0 | Steph Brauchle, Louisiana vs. Nicholls State, 9-14-13 (10-10) |

PAT PERCENTAGE - SEASON (MIN. 25 MADE)

| | |
|-------|--|
| 100.0 | Zach Matics, Appalachian State, 2015 (61-61) |
| 100.0 | Chandler Staton, App State, 2018 (61-61) |
| 100.0 | Chandler Staton, App State, 2021 (57-57) |
| 100.0 | Michael Hughes, App State, 2023 (54-54) |

| | |
|-------|---|
| 100.0 | Camden Wise, James Madison, 2023 (53-53) |
| 100.0 | Michael Hughes, App State, 2022 (50-50) |
| 100.0 | Scott Taylor Renfroe, Troy, 2023 (50-50) |
| 100.0 | Tyler Sumpter, Troy, 2019 (46-46) |
| 100.0 | Ryan Kay, Troy, 2016 (48-48) |
| 100.0 | Jack Griffin, FIU, 2010 (45-45) |
| 100.0 | Tyler Sumpter, Troy, 2018 (45-45) |
| 100.0 | Tyler Bass, Georgia Southern, 2018 (45-45) |
| 100.0 | Michael Lantz, Georgia Southern, 2023 (45-45) |
| 100.0 | Kade Hensley, Coastal Carolina, 2024 (45-45) |
| 100.0 | Gavin Patternson, South Alabama, 2016 (42-42) |
| 100.0 | Dominic Zavada, Arkansas State, 2023 (40-40) |
| 100.0 | Rece Verhoff, Marshall, 2024 (40-40) |
| 100.0 | Keith Stamps, Idaho, 2002 (36-36) |
| 100.0 | Jack Griffin, FIU, 2011 (36-36) |
| 100.0 | Carlos Lopez, Middle Tennessee, 2012 (36-36) |
| 100.0 | Tyler Bass, Georgia Southern, 2019 (36-36) |
| 100.0 | Ethan Sanchez, Old Dominion, 2023 (36-36) |
| 100.0 | Wil Lutz, Georgia State, 2014 (35-35) |
| 100.0 | Eric Neihouse, Arkansas State, 2005 (35-35) |
| 100.0 | Josh Arauco, Arkansas State, 2007 (34-34) |
| 100.0 | Tyler Sumter, Troy, 2017 (34-34) |
| 100.0 | Dustin Rivest, FIU, 2009 (33-33) |
| 100.0 | Craig Ford, ULM, 2015 (33-33) |
| 100.0 | Clune Van Andel, Arkansas State (33-33) |
| 100.0 | Alan Gendreau, Middle Tennessee, 2008 (32-32) |
| 100.0 | Adam Moss, FIU, 2005 (32-32) |
| 100.0 | Aleem Sunanon, South Alabama, 2015 (32-32) |
| 100.0 | Seth Keller, Texas State, 2021 (32-32) |
| 100.0 | Calum Sutherland, ULM, 2022 (32-32) |
| 100.0 | Rece Verhoff, Marshall, 2023 (32-32) |
| 100.0 | Ryan Kay, Troy, 2014 (30-30) |
| 100.0 | Liam Rickman, Georgia State, 2024 (30-30) |
| 100.0 | Y. Koo, Georgia Southern, 2015 (28-28) |
| 100.0 | Seth Keller, Texas State, 2022 (28-28) |
| 100.0 | Ethan Sanchez, Old Dominion, 2022 (28-28) |
| 100.0 | Colby Smith, Middle Tennessee, 2005 (26-26) |
| 100.0 | Kade Hensley, Coastal Carolina, 2023 (26-26) |
| 100.0 | Casey Tinius, WKU, 2009 (25-25) |

TOTAL POINTS SCORED BY KICKING - GAME

| | |
|----|---|
| 23 | Brian Davis, Arkansas State vs. Central Arkansas, 9-24-11 (6fg, 5pat) |
| 20 | Brian Davis, Arkansas State vs. Louisiana, 10-23-12 (5fg, 5 pat) |
| 18 | Will Johnson, Texas State at Georgia State, 11-29-14 (4fg, 6 pat) |
| 18 | Sherman, James Texas State vs. Texas Southern, 9-8-18 (5fg, 3pat) |
| 18 | Kenneth Almendares, Louisiana vs. Ga. Southern, 11-10-22 (5fg, 3pat) |

TOTAL POINTS SCORED BY KICKING - SEASON

| | |
|-----|---|
| 130 | Kenneth Almendares, Louisiana, 2024 (46pat, 28fg) |
| 120 | Austin Rehkow, Idaho, 2016 (42pat, 26fg) |
| 117 | Chandler Staton, App State, 2021 (57pat, 20fg) |
| 114 | Michael Lantz, Georgia Southern, 2023 (45pat, 23fg) |
| 113 | Brett Baer, Louisiana, 2012 (63pat, 20fg) |
| 113 | Stevie Artigue, Louisiana, 2019 (65pat, 16fg) |
| 111 | Michael Hughes, App State, 2023 (54pat, 19fg) |
| 110 | Blake Grupe, Arkansas State, 2019 (53pat, 19fg) |
| 108 | Sam Glusman, Troy, 2008 (48pat, 20fg) |
| 108 | Austin Rehkow, Idaho, 2015 (39pat, 23fg) |
| 107 | Scott Taylor Renfroe, Troy, 2023 (50pat, 19fg) |
| 105 | Chandler Staton, App State, 2019 (72pat, 11fg) |
| 104 | Alan Gendreau, Middle Tennessee, 2009 (50pat, 18fg) |
| 104 | Brian Davis, Arkansas State, 2012 (53 pat, 17 fg) |

INDIVIDUAL RECORDS - PUNTING

MOST PUNTS - GAME

| | |
|----|--|
| 12 | Ryan Downes, Idaho vs. Washington State, 8-30-01 |
| 12 | Andy Chance, ULM at Florida, 9-8-01 |

| | |
|----|---|
| 12 | Grant Autrey, Louisiana at LSU, 10-5-02 |
| 12 | Brad Kadlubar, North Texas at Texas, 9-4-04 |
| 12 | Truman Spencer, North Texas at Kansas State, 9-24-05 |
| 12 | Chris Qualls, ULM at Alabama, 9-26-15 |
| 12 | Chris Qualls, ULM at Arkansas State, 11-14-15 |
| 12 | Damon Foncham, Arkansas State vs. UCF, 12-17-16 |
| 12 | Peter Theiser, New Mexico State vs. Arkansas State, 10-28-17 |
| 12 | Sam Clark, James Madison vs. Marshall, 10-22-22 |
| 11 | 8 Times / Most Recent: Peter Theiser, NMSU vs. Utah St., 12-29-17 |

MOST PUNTS - SEASON

| | |
|----|---------------------------------------|
| 85 | Brad Kadlubar, North Texas, 2002 |
| 81 | David DeFatta, Middle Tennessee, 2009 |
| 81 | Marcus Ripley, Texas State, 2017 |
| 80 | Pete Theisler, New Mexico State, 2017 |
| 80 | Justin Manton, ULM, 2013 |
| 79 | Brett Baer, Louisiana, 2011 |
| 78 | Grant Autrey, Louisiana, 2002 |
| 78 | Jarod Little, Arkansas State, 2003 |
| 78 | Matt Hubbard, Georgia State, 2013 |

YARDS PUNTED - GAME

| | |
|-----|---|
| 508 | Brad Kadlubar, North Texas at TCU, 9-21-02 (11-508) |
| 506 | P. Theiser, New Mexico State vs. Arkansas State, 10-28-17 |
| 502 | Lumi Kaba, Texas State vs Houston, 9-24-16 (11-502) |
| 494 | Brad Kadlubar, North Texas at Texas, 9-4-04 (12-494) |
| 492 | Truman Spencer, North Texas at Kansas State, 9-24-05 (12-492) |
| 479 | Justin Manton, ULM at Baylor, 9-21-13 (9-479) |

YARDS PUNTED - SEASON

| | |
|-------|---------------------------------------|
| 3,664 | Justin Manton, ULM, 2013 |
| 3,619 | Brad Kadlubar, North Texas, 2002 |
| 3,421 | Marcus Ripley, Texas State, 2017 |
| 3,322 | Pete Theisler, New Mexico State, 2017 |
| 3,278 | Matt Hubbard, Georgia State, 2013 |
| 3,272 | Thomas Olmstead, Troy, 2004 |
| 3,222 | Justin Manton, ULM, 2014 |

PUNTING AVERAGE - GAME (MIN. 3 PUNTS)

| | |
|------|---|
| 59.8 | Josh Davis, Middle Tennessee at Memphis, 9-18-10 (4-239) |
| 58.0 | Stephen Hogan, Arkansas State vs. App State, 11-15-14 (3-174) |
| 56.7 | Joel Stelly, ULM at Louisiana, 10-11-03 (3-170) |
| 56.5 | Robert Billings, Middle Tennessee at NMSU, 11-2-02 (4-226) |
| 56.2 | Brandon Wright, Georgia State at N.C. State, 9-8-18, (4-225) |

PUNTING AVERAGE - SEASON (MIN. 30 PUNTS)

| | |
|------|---|
| 48.2 | Brandon Wright, Georgia State, 2018 (51-2458) |
| 47.8 | Austin Rehkow, Idaho, 2014 (44-2101) |
| 46.3 | Rhys Byrns, Louisiana, 2021 (57-2639) |
| 46.3 | Joel Stelly, ULM, 2003 (67-3099) |
| 45.8 | Justin Manton, ULM, 2013 (80-3664) |
| 45.7 | Mickey Groody, Florida Atlantic, 2010 (69-3153) |
| 45.7 | Austin Rehkow, Idaho, 2015 (49-2241) |

LONGEST PUNT

| | |
|----|---|
| 80 | Matt Hubbard, Georgia State vs. Jacksonville State, 9-21-13 |
| 79 | Colby Smith, Middle Tennessee vs. FIU, 8-31-06 |
| 79 | Jason Ball, North Texas vs. Middle Tennessee, 10-13-01 |
| 79 | Brian Copple, New Mexico State vs. ULM, 10-19-02 |
| 79 | Tyler Sumpter, Troy at Nebraska, 9-15-18 |
| 78 | Josh Davis, Middle Tennessee at Memphis, 9-18-10 |

INDIVIDUAL RECORDS - PUNT RETURNS

MOST RETURNS - GAME

| | |
|---|---|
| 9 | Blaise Taylor, Arkansas State at New Mexico State, 10-28-17 |
| 8 | Cedric Thompson, Idaho vs. Middle Tennessee, 10-26-02 |
| 7 | James Johnson, Arkansas State vs. Troy, 11-12-05 |

| | |
|---|--|
| 7 | Natrone Brooks, Southern Miss vs. Northwestern State, 9-17-22 |
| 6 | 12 Times / Most Recent: Eric Garror, Louisiana at Georgia State, 9-19-20 |

MOST RETURNS - SEASON

| | |
|----|-------------------------------------|
| 36 | James Johnson, Arkansas State, 2005 |
| 33 | Leodis McKelvin, Troy, 2005 |
| 29 | Blaise Taylor, Arkansas State, 2014 |
| 29 | Ja'Mel Branch, North Texas, 2002 |
| 29 | Blaise Taylor, Arkansas State, 2016 |

YARDS RETURNED - GAME

| | |
|-----|---|
| 200 | Beau Sparks, Texas State vs. Georgia State, 11-23-24 |
| 149 | Jeremiah Haydel, Texas State vs. UTSA, 9-12-20 |
| 145 | Natrone Brooks, Southern Miss vs. Northwestern State, 9-17-22 |
| 136 | Leodis McKelvin, Troy vs. Oklahoma State, 9-14-07 |
| 132 | Kevin Robinson, Utah State at Troy, 10-2-04 |
| 130 | James Johnson, Arkansas State vs. Tennessee-Martin, 9-10-05 |

YARDS RETURNED - SEASON

| | |
|-----|-------------------------------------|
| 436 | Leodis McKelvin, Troy, 2007 |
| 417 | Leodis McKelvin, Troy, 2005 |
| 385 | James Johnson, Arkansas State, 2005 |
| 382 | Kevin Robinson, Utah State, 2004 |
| 370 | Blaise Taylor, Arkansas State, 2017 |
| 323 | Darryl Surgent, Louisiana, 2011 |

YARDS PER PUNT RETURN AVERAGE - GAME (MIN. 3 RETURNS)

| | |
|------|---|
| 66.7 | Beau Sparks, Texas State vs. Georgia State, 11-23-24 (3-200) |
| 41.3 | Jamaal Pritchett, South Alabama vs. Northwestern State, 9-12-14 (3-124) |
| 37.2 | Jeremiah Haydel, Texas State vs. UTSA, 9-12-20 (4-149) |
| 36.0 | Rod Bryant, Idaho vs. Arkansas State, 11-16-02 (3-108) |
| 34.7 | Blaise Taylor, Arkansas State vs. App State, 11-15-14 (3-104) |
| 34.3 | Corey Paul, New Mexico State at Middle Tennessee, 10-27-01 (3-103) |
| 33.7 | Brandon McDowell, Texas State vs. PVAMU, 9-12-2015, (3-101) |
| 33.0 | Kevin Robinson, Utah State at Troy, 10-2-04 (4-132) |

YARDS PER PUNT RETURN AVERAGE - SEASON (MIN. 15 RETURNS)

| | |
|------|---|
| 22.5 | Kevin Robinson, Utah State, 2004 (17-382) |
| 18.5 | Courtney Jackson, Arkansas State, 2024 (15-277) |
| 17.4 | Leodis McKelvin, Troy, 2007 (25-436) |
| 15.3 | Derek Keaton, Georgia Southern, 2015 (18-276) |
| 14.2 | Andy Erickson, Texas State, 2013 (20-284) |
| 13.8 | Teddy Ruben, Troy, 2015 (16-221) |

PUNT RETURN TOUCHDOWNS - GAME

| | |
|---|--|
| 1 | 85 Times / Most Recent: Courtney Jackson, Ark. State vs. Bowling Green, 12-26-24 |
|---|--|

PUNT RETURN TOUCHDOWNS - SEASON

| | |
|---|--|
| 3 | Leodis McKelvin, Troy, 2007 |
| 2 | Leodis McKelvin, Troy, 2004 |
| 2 | Kevin Robinson, Utah State, 2004 |
| 2 | Courtney Jackson, Arkansas State, 2024 |

LONGEST PUNT RETURNS

| | |
|----|---|
| 98 | Tim Sarns, Idaho at Arkansas State, 10-27-01 |
| 97 | TY. Hilton, FIU vs FAU, 11-12-11 |
| 95 | Brandon McDowell, Texas State vs. Prairie View A&M, 9-12-15 |
| 91 | Jeremiah Haydel, Texas State vs. UTSA, 9-12-20 |
| 90 | Kevin Robinson, Utah State at Troy, 10-2-04 |
| 89 | Kevin Jones, Arkansas State vs. Memphis, 9-27-07 |

INDIVIDUAL RECORDS - KICK RETURNS

MOST RETURNS - GAME

| | |
|---|---|
| 9 | Tony Lukins, New Mexico State at New Mexico, 11-24-01 |
| 9 | Daryl Surgent, Louisiana at Ole Miss, 11-6-10 |
| 9 | Brelan Chancellor, North Texas vs. Houston, 9-10-11 |

INDIVIDUAL RECORDS

9 Alan Lamar, Arkansas State vs. App State, 11-6-21
8 Seven Times

MOST RETURNS - SEASON

55 Alan Lamar, Arkansas State, 2021
50 Breelan Chancellor, North Texas, 2011
49 Brandon Thompkins, Arkansas State, 2007
48 DiIvory Edgecomb, Florida Atlantic, 2007
48 Lionel Singleton, FIU, 2007
44 Jason Chery, Louisiana, 2008
44 Bobby Rainey, WKU, 2009
44 Willie McNeal, WKU, 2010

YARDS RETURNED - GAME

286 Breelan Chancellor, North Texas vs. Houston, 9-10-11
238 Daryl Surgent, Louisiana vs. Oklahoma State, 10-8-10
232 Alan Lamar, Arkansas State at South Alabama, 10-30-21
229 Raymond Calais, Louisiana vs. Southeastern Louisiana, 9-2-17
222 Reggie Whatley, Middle Tennessee at WKU, 11-1-12
212 Jayshawn Jordan, Idaho at App State, 11-29-14

YARDS RETURNED - SEASON

1307 Alan Lamar, Arkansas State, 2021
1155 DiIvory Edgecomb, Florida Atlantic, 2007
1119 Lionel Singleton, FIU, 2007
1094 Breelan Chancellor, North Texas, 2011
1062 Brandon Thompkins, Arkansas State, 2007
1050 Bobby Rainey, WKU, 2009

YARDS PER KICK RETURN AVERAGE - GAME (MIN. 3 RETURNS)

70.3 Brandon Smith, Texas State at Louisiana, 10-5-13 (3-211)
57.0 Jerrel Jerningan, Troy at Oklahoma State, 9-11-10 (3-171)
55.3 Ja'Quez Cross, Arkansas State vs. Texas State, 11-18-23 (3-166)
51.3 Charles Estes, ULM vs. New Mexico State, 10-25-03 (3-154)
51.0 Jayden Harrison, Marshall vs. James Madison, 10-29-23 (3-153)

YARDS PER KICK RETURN AVERAGE - SEASON (MIN. 15 RETURNS)

32.7 Darrynton Evans, App State, 2018 (15-490)
32.4 Marcus Green, ULM, 2017 (27-876)
32.4 Ian Foster, Marshall, 2024 (16-518)
32.2 Breelan Chancellor, North Texas, 2011 (50-1094)
31.2 Luther Ambrose, ULM, 2011 (26-811)
30.7 Jayden Harrison, Marshall, 2023 (23-705)

KICK RETURN TOUCHDOWNS - GAME

2 Tony Lukins, New Mexico State at Tulsa, 10-6-01
2 Brandon Smith, Texas State at Louisiana, 10-5-13
2 Marcus Jones, Troy at Coastal Carolina, 11-11-17
2 Raymond Calais, Louisiana vs. Southeastern Louisiana, 9-2-17

KICKOFF RETURN TOUCHDOWNS - SEASON

4 Marcus Green, ULM, 2017
3 Marcus Jones, Troy, 2017
2 Tony Lukins, New Mexico State, 2001
2 Damon Nickson, Middle Tennessee, 2006
2 Breelan Chancellor, North Texas, 2010
2 TY. Hilton, FIU, 2010
2 Luther Ambrose, ULM, 2011
2 Brandon Smith, Texas State, 2013
2 Chandler Worthy, Troy, 2014
2 Raymond Calais, Louisiana, 2017
2 Chris Smith, Louisiana, 2020
2 Jayden Harrison, Marshall, 2023

LONGEST KICKOFF RETURN

100 Tony Lukins, New Mexico State at Tulsa, 10-6-01
100 Antwuan Sherman, Idaho vs. Louisiana, 10-16-04
100 Leodis Mckelvin, Troy at South Carolina, 9-24-05

100 Jerrel Jerningan, Troy at Oklahoma State, 9-11-10
100 Luther Ambrose, ULM vs. North Texas, 10-22-11
100 Richard Leonard, FIU at Florida Atlantic, 11-16-12
100 Darryl Surgent, Louisiana at Kansas State, 9-7-13
100 Brandon Smith, Texas State at Louisiana, 10-5-13
100 Xavier Johnson, South Alabama vs. Idaho, 11-7-15
100 Jabir Frye, Troy vs New Mexico State, 9-24-16
100 Raymond Calais, Louisiana vs. Southeastern Louisiana, 9-2-17
100 Jason Huntley, New Mexico State vs. Utah State, 12-29-17
100 Darrynton Evans, App State at Penn State, 9-1-18
100 Chris Smith, Louisiana at UAB, 10-23-20
100 Jalen Virgil, App State at Georgia Southern, 12-12-20
100 Jalen Virgil, App State at Miami, 9-11-21
100 Alan Lamar, Arkansas State at South Alabama, 10-30-21
100 Ismail Mahdi, Texas State at Southern Miss, 9-30-23
100 DeAndre Buchannon, Georgia Southern at App State, 11-25-23
100 Kole Wilson, Texas State vs. South Alabama, 11-25-23

INDIVIDUAL RECORDS - DEFENSE

INTERCEPTIONS - GAME

4 Damon Nickson, Middle Tennessee vs. Louisiana, 10-28-06
3 13 Times / Most Recent: Clayton Isbell, Coastal Carolina at UCLA, 9-2-23

INTERCEPTIONS - SEASON

9 Johnathan Burke, Arkansas State, 2003
8 Elbert Mack, Troy, 2007
7 Chris Harris, ULM, 2004
7 Tavious Polo, Florida Atlantic, 2007
7 Marcus Udell, Middle Tennessee, 2009
7 Latrell Gibbs, App State, 2015

INTERCEPTION RETURN YARDS - GAME

146 Isaiah Newsome, ULM at Texas State, 10-12-13
110 Trey Cobb, App State vs. South Alabama, 11-13-21
101 Darin Davis, Middle Tennessee vs. Florida Atlantic, 11-27-10
100 Matt Dobson, Georgia Southern at Texas State, 11-8-14
100 Marcus Jones, Troy at Arkansas State, 12-2-17
100 Jarron Morris, Texas State at ULM, 9-19-20
100 Tobias Fletcher, Coastal Carolina vs. Duquesne, 9-16-23
99 Maurice Holman, North Texas at Middle Tennessee, 9-10-05
99 Money Hunter, Arkansas State vs. Texas State, 12-5-15

INTERCEPTION RETURN YARDS - SEASON (MIN. 2 RETURNS)

175 Anthony Gaitor, FIU, 2008
175 Isaiah Newsome, ULM, 2013
167 Kevin Byard, Middle Tennessee, 2012
153 Matt Dobson, Georgia Southern, 2014
149 Latrell Gibbs, App State, 2015
142 Tyrell Johnson, Arkansas State, 2007

YARDS PER INTERCEPTION RETURN - GAME (MIN. 2 RETURNS)

73.0 Isaiah Newsome, ULM at Texas State, 10-12-13 (2-146)
50.5 Darin Davis, Middle Tennessee vs. Florida Atlantic, 11-27-10 (2-101)
49.5 Kevin Byard, Middle Tennessee vs. Troy, 11-24-12 (2-99)
49.0 Anthony Gaitor, FIU vs. Middle Tennessee, 10-11-08 (2-98)
48.0 Dwight Bentley, Louisiana vs. North Texas, 10-10-09 (2-96)

YARDS PER INTERCEPTION RETURN - SEASON (MIN. 3 RETURNS)

51.0 Matt Dobson, Georgia Southern, 2014 (3-153)
46.3 Darin Davis, Middle Tennessee, 2010 (3-139)
43.8 Isaiah Newsome, ULM, 2013 (4-175)
42.7 Money Hunter, Arkansas State, 2015 (3-128)
41.8 Kevin Byard, Middle Tennessee, 2012 (4-167)

INTERCEPTIONS FOR TOUCHDOWNS - GAME

2 Isaiah Newsome, ULM at Texas State, 10-12-13
2 Steven Jones Jr., App State at Arkansas State, 11-6-21

INTERCEPTIONS FOR TOUCHDOWNS - SEASON

| | |
|---|-------------------------------------|
| 3 | Steven Jones Jr., App State, 2021 |
| 2 | Anthony Gaitor, FIU, 2008 |
| 2 | Kevin Byard, Middle Tennessee, 2012 |
| 2 | Isaiah Newsome, ULM, 2013 |
| 2 | Matt Dobson, Georgia Southern, 2014 |
| 2 | Money Hunter, Arkansas State, 2015 |
| 2 | Latrell Gibbs, App State, 2015 |
| 2 | Shaun Jolly, App State, 2019 |
| 2 | Jailin Walker, James Madison, 2022 |
| 2 | Brian Holloway, Texas State, 2023 |
| 2 | Tyrek Funderburk, App State, 2023 |

LONGEST INTERCEPTION RETURNS

| | |
|-----|--|
| 100 | Matt Dobson, Georgia Southern at Texas State, 11-8-14 |
| 100 | Marcus Jones, Troy at Arkansas State, 12-2-17 |
| 100 | Jarron Morris, Texas State at ULM, 9-19-20 |
| 100 | Trey Cobb, App State vs. South Alabama, 11-13-21 |
| 100 | Tobias Fletcher, Coastal Carolina vs. Duquesne, 9-16-23 |
| 99 | Maurice Holman, North Texas at Middle Tennessee, 9-10-05 |
| 99 | Al Riles, Louisiana at WKU, 10-15-13 |
| 99 | Money Hunter, Arkansas State vs. Texas State, 12-5-15 |
| 97 | Tobe Nwigwe, North Texas at WKU, 11-01-08 |
| 96 | Ja'Quez Williams, ULM vs. Troy, 9-25-21 |
| 96 | Jordan Scruggs, South Alabama at App State, 9-19-24 |
| 95 | Devin Rockette, South Alabama, 10-24-20 |

TACKLES - GAME

| | |
|----|---|
| 25 | Tyrell Johnson, Arkansas State at North Texas, 11-26-05 (20-5) |
| 24 | Rodney Butler, New Mexico State vs New Mexico, 9-10-16 (4-20) |
| 23 | Mike Anderson, Idaho at New Mexico State, 10-4-03 (5-18) |
| 22 | David Mayo, Texas State at ULM, 10-25-14 (8-14) |
| 22 | Bryan London II, Texas State, vs. Georgia State, 9-21-19, (10-12) |
| 22 | Carlton Martial, Troy vs. Army, 11-12-22 (6-16) |
| 22 | Jason Henderson, Old Dominion vs. Georgia Southern, 10-22-22 (8-14) |
| 22 | Jason Henderon, Old Dominion vs. Coastal Carolina, 11-4-23 (4-18) |
| 21 | Chris Hurd, North Texas at Air Force, 9-13-03 (9-12) |
| 21 | Siddeeq Shabazz, New Mexico State vs. Oregon State, 9-8-01 (9-12) |
| 21 | Carlton Martial, Troy vs. Coastal Carolina, 12-12-20 (6-15) |
| 21 | Jason Henderson vs. Arkansas State, 9-24-22 (3-18) |
| 20 | Keyonvis Bouie, FIU vs. Alabama, 10-28-06 (8-12) |
| 20 | Kyries Hebert, Louisiana at Minnesota, 9-8-01 (10-10) |
| 20 | Josh Thompson, ULM vs. North Texas, 10-18-08 (13-7) |
| 20 | Brynden Trawick, Troy at WKU, 11-26-11 (9-11) |
| 20 | David Mayo, Texas State at Tulsa, 9-27-14 (4-16) |
| 20 | Blake Dees, South Alabama vs. Idaho, 11-7-15 (10-10) |
| 20 | Trajan Stephen-McQueen, Georgia State vs. Army, 10-19-19 (10-10) |

TACKLES - SEASON

| | |
|-----|--|
| 186 | Jason Henderson, Old Dominion, 2022 (58-128) |
| 170 | Jason Henderson, Old Dominion, 2023 (52-118) |
| 165 | Rodney Butler, New Mexico State, 2016 (63-102) |
| 154 | David Mayo, Texas State, 2014 (72-82) |
| 154 | Frantz Joseph, Florida Atlantic, 2008 (81-73) |
| 142 | Bryan London, Texas State, 2016 (84-58) |
| 136 | Cole Snyder, Idaho, 2004 (75-61) |

TACKLES FOR LOSS - GAME

| | |
|-----|---|
| 6.0 | Les Echols, Arkansas State vs Middle Tennessee, 11-20-03 |
| 5.5 | Jalen Green, James Madison at Marshall, 10-19-23 |
| 5.5 | Malik Demby, New Mexico State at Arizona State, 8-31-17 |
| 5.5 | Christian Ringo, Louisiana at ULM, 11-15-14 |
| 5.5 | Javon Rolland-Jones, Arkansas State at Idaho, 11-1-14 |
| 5.5 | Quanterus Smith, WKU at Arkansas State, 9-29-12 |
| 5.5 | Keyonvis Bouie, FIU at North Texas, 10-07-06 |
| 5.5 | Brandon Kennedy, North Texas vs Idaho, 11-9-02 |
| 5.0 | 12 Times / Most Recent: Adin Huntington, ULM at Louisiana, 11-25-23 |

TACKLES FOR LOSS - SEASON

| | |
|------|---|
| 24 | Brandon Kennedy, North Texas, 2003 |
| 22.5 | Antwan Barnes, FIU, 2006 |
| 22.5 | Brandon Kennedy, North Texas, 2002 |
| 22.5 | Mike Green, Marshall, 2024 |
| 22 | Les Echols, Arkansas State, 2003 |
| 21.5 | Jonathan Massaquoi, Troy, 2010 |
| 21.0 | Jalen Green, James Madison, 2023 |
| 20.5 | Chris McCoy, Middle Tennessee, 2009 |
| 20.5 | Christian Ringo, Louisiana, 2014 |
| 20.5 | Javon Rolland-Jones, Arkansas State, 2016 |
| 20.5 | Jamree Kromah, James Madison, 2023 |

SACKS - GAME

| | |
|-----|--|
| 5 | Quanterus Smith, WKU at FIU, 10-27-12 (5-0) |
| 5 | Javon Rolland-Jones, Arkansas State at Idaho, 11-1-14 (5-0) |
| 5 | Jalen Green, James Madison at Marshall, 10-19-23 (0-5) |
| 4.5 | Michael Odiari, Texas State vs. Idaho, 10-4-14 (4-1) |
| 4 | Antwan Barnes, FIU at Middle Tennessee, 8-31-06 (4-0) |
| 4 | Corey Williams, Arkansas State vs. Tulsa, 9-7-02 (4-0) |
| 4 | Rodney Hardeaway, Louisiana at Middle Tennessee, 11-10-07 (4-0) |
| 4 | Audric Adger, FIU vs. North Texas, 12-1-07 (4-0) |
| 4 | Alex Carrington, Arkansas State at WKU, 12-3-09 (4-0) |
| 4 | Jamari Lattimore, Middle Tennessee at Louisiana, 9-25-10 (4-0) |
| 4 | Brandon Joiner, Arkansas State vs. Louisiana, 11-12-2011 (4-0) |
| 4 | Cedric Wilcots II, New Mexico State at Texas State, 11-4-17 (4-0) |
| 4 | Josaiah Stewart, Coastal Carolina at Georgia Southern, 11-6-21 (4-0) |
| 4 | Chauncey Manac, Louisiana at Liberty, 11-20-21 (4-0) |
| 4 | Javon Solomon, Troy at ULM, 11-11-23 (4-2) |
| 4 | Cameron Whitfield, Louisiana at Southern Miss, 10-5-24 (0-4) |

SACKS - SEASON

| | |
|------|---|
| 17.0 | Mike Green, Marshall, 2024 |
| 16.0 | Javon Solomon, Troy, 2023 |
| 15.5 | Jalen Green, James Madison, 2023 |
| 13.5 | Javon Rolland-Jones, Arkansas State, 2016 |
| 13.0 | Jonathan Massaquoi, Troy, 2010 |
| 13.0 | Brandon Joiner, Arkansas State, 2011 |
| 13.0 | Javon Rolland-Jones, Arkansas State, 2017 |
| 12.5 | Chris Odom, Arkansas State, 2016 |
| 12.5 | Quanterus Smith, WKU, 2012 |
| 12.5 | Josaiah Stewart, Coastal Carolina, 2021 |

PASSES DEFENDED - SEASON

| | |
|----|--|
| 19 | Latrell Gibbs, App State, 2015 (12-7) |
| 19 | Micah Abraham, Marshall, 2023 (15-4) |
| 18 | Jykine Bradley, Middle Tennessee, 2001 (14-4) |
| 18 | Johnathan Burke, Arkansas State, 2003 (9-9) |
| 17 | M. Brinson, Georgia State, 2017 (12-5) |
| 17 | Shemar Jean-Charles, App State, 2020 (16-1) |
| 17 | Yam Banks, South Alabama, 2022 (11-6) |
| 16 | Blaise Taylor, Arkansas State, 2017 (14-2) |
| 16 | Tae Hayes, App State, 2017 (12-4) |
| 16 | Lionel Singleton, FIU, 2006 (11-5) |
| 16 | Anthony Gaitor, FIU, 2008 (11-5) |
| 16 | Bryan Willis, Troy, 2009 (12-4) |
| 16 | D Canteen, Georgia Southern, 2020 (10-6) |
| 15 | 12 Times / Most Recent: Shemar Bartholomew, Georgia Southern (14-1) & D'Angelo Ponds, James Madison (13-2) |

CAREER RECORDS

CAREER RECORDS - TOTAL OFFENSE

PLAYS - CAREER

| | |
|-------|--|
| 2,135 | Kolton Browning, ULM (2010-13) |
| 1,973 | Corey Robinson, Troy (2010-13) |
| 1,909 | Steven Jyles, ULM (2002-05) |
| 1,874 | Ryan Aplin, Arkansas State (2009-12) |
| 1,770 | Tyler Rogers, New Mexico State (2014-17) |

YARDS GAINED - CAREER

| | |
|--------|--|
| 13,141 | Corey Robinson, Troy (2010-13) |
| 12,514 | Ryan Aplin, Arkansas State (2009-12) |
| 11,808 | Kolton Browning, ULM (2010-13) |
| 11,794 | Taylor Lamb, App State (2014-17) |
| 11,681 | Caleb Evans, ULM (2016-19) |
| 11,118 | Grayson McCall, Coastal Carolina (2019-23) |
| 11,099 | Brandon Silvers, Troy (2014-17) |
| 11,097 | Justice Hansen, Arkansas State (2016-18) |
| 11,094 | Matt Linehan, Idaho (2014-17) |
| 10,991 | Tyler Rogers, New Mexico State (2014-17) |

YARDS PER GAME - CAREER (MIN. 18 GAMES)

| | |
|-------|--|
| 302.6 | Nick Arbuckle, Georgia State (2014-15) (25-7,566) |
| 292.0 | Justice Hansen, Arkansas State (2016-18) (38-11,097) |
| 288.5 | Joey Aguilar, App State (2023-24) (25-7,212) |
| 286.1 | Jordan McCloud, James Madison/Texas State (2023-24) (26-7,438) |
| 274.3 | Levi Brown, Troy (2008-09) (23-6,309) |
| 273.7 | Corey Robinson, Troy (2010-13) (48-13,141) |
| 271.6 | Caleb Evans, ULM (2016-19) (43-11,681) |
| 266.1 | Ryan Aplin, Arkansas State (2009-12) (47-12,509) |
| 264.7 | Grayson McCall, Coastal Carolina (2019-23) (42-11,118) |
| 252.1 | Matt Linehan, Idaho (2014-17) (44-11,094) |

YARDS PER PLAY - CAREER (MIN. 300 PLAYS)

| | |
|-----|--|
| 8.1 | Grayson McCall, Coastal Carolina, 2019-23 (1,366-11,118) |
| 7.7 | Jordan McCloud, James Madison/Texas State, 2023-24 (972-7,438) |
| 7.7 | Gio Lopez, South Alabama, 2024 (395-3,022) |
| 7.6 | Wes Counts, Middle Tennessee, 2001 (326-2,471) |
| 7.5 | Taylor Lamb, App State, 2014-17 (1,570-11,795) |
| 7.3 | Joey Aguilar, App State, 2023-24 (990-7,216) |
| 7.2 | Nick Arbuckle, Georgia State, 2014-15 (1049-7,566) |
| 7.1 | Terrance Broadway, Louisiana, 2012-14 (1319-9,425) |
| 7.1 | Kaleb Barker, Troy, 2016-19 (608-4,793) |
| 7.0 | Levi Lewis, Louisiana, 2017-21 (917-10,291) |

CAREER RECORDS - RUSHING

MOST ATTEMPTS - CAREER

| | |
|-----|--------------------------------------|
| 895 | Bobby Rainey, WKU (2009-11) |
| 818 | Patrick Cobbs, North Texas (2001-05) |
| 808 | Tyrell Fenroy, Louisiana (2005-2008) |
| 782 | Lance Dunbar, North Texas (2008-11) |
| 781 | Kimani Vidal, Troy (2020-23) |

YARDS GAINED - CAREER

| | |
|-------|--|
| 4,646 | Tyrell Fenroy, Louisiana (2005-08) |
| 4,558 | Larry Rose III, New Mexico State (2014-17) |
| 4,542 | Bobby Rainey, WKU (2009-2011) |
| 4,312 | Elijah McGuire, Louisiana (2013-16) |
| 4,224 | Lance Dunbar, North Texas (2008-11) |

YARDS PER GAME - CAREER

| | |
|-------|---|
| 113.4 | Marcus Cox (33-3853), App State (2014-16) |
| 106.0 | Larry Rose III (45-5,103), New Mexico State (2014-17) |
| 103.2 | Bobby Rainey (44-4,542), WKU (2009-11) |
| 103.0 | Lance Dunbar (41-4,224), North Texas (2008-11) |
| 102.6 | Dwone Hicks (21-2,154), Middle Tennessee (2001-02) |

YARDS PER RUSH - CAREER (MIN. 100 ATTEMPTS)

| | |
|-----|--|
| 7.5 | Fluff Bothwell (111-832), South Alabama (2024) |
| 6.9 | Matt Breida (543-3,754), Georgia Southern (2014-16) |
| 6.8 | Jerrel Jernigan (132-892), Troy (2007-10) |
| 6.7 | Michael Gordon (443-2,961), Arkansas State, (2012-15) |
| 6.5 | ReShard Lee (218-1,432), Middle Tennessee (2001-02) |
| 6.2 | Cameron Peoples (455-2,830), App State (2018-22) |
| 6.1 | Elijah Mitchell (386-2,389), Louisiana (2017-19) |
| 6.1 | Jalin Moore (582-3,570), App State (2015-2018) |
| 6.1 | Taylor Lamb (330-2,009), App State (2014-17) |
| 6.0 | Trey Ragas (596-3,572), Louisiana (2017-20) |
| 6.0 | Darrynton Evans (482-2,884), App State (2016, 2018-19) |

RUSHING TOUCHDOWNS - CAREER

| | |
|----|--|
| 48 | Tyrell Fenroy, Louisiana (2005-08) |
| 47 | Jordan Chunn, Troy (2013-17) |
| 44 | Alonzo Harris, Louisiana (2011-14) |
| 42 | Elijah McGuire, Louisiana (2013-16) |
| 41 | Lance Dunbar, North Texas (2008-11) |
| 41 | Eugene Gross, Middle Tennessee (2003-06) |
| 41 | Elijah Mitchell, Louisiana (2017-20) |
| 39 | La Ramsby, Georgia Southern (2014-17) |
| 38 | Trey Ragas, Louisiana (2017-20) |

CAREER RUSHING - QUARTERBACK

| | |
|-------|---|
| 3,372 | Kevin Ellison, Georgia Southern (2014-16) |
| 3,083 | Shai Werts, Georgia Southern (2017-20) |
| 2,843 | Michael Desormeaux, Louisiana (2005-08) |
| 2,419 | Dwight Dasher, Middle Tennessee (2007-10) |
| 2,009 | Taylor Lamb, App State (2014-17) |
| 1,756 | Ryan Aplin, Arkansas State (2009-12) |
| 1,620 | Fredi Knighten, Arkansas State (2012-15) |

CAREER RECORDS - ALL-PURPOSE YARDS

MOST YARDS - CAREER

| | |
|-------|--|
| 7,498 | TY. Hilton, FIU (2008-11) |
| 6,906 | Bobby Rainey, WKU (2009-11) |
| 5,971 | Jerrel Jernigan, Troy (2007-10) |
| 5,968 | Elijah McGuire, Louisiana (2013-16) |
| 5,792 | Larry Rose III, New Mexico State (2014-17) |

YARDS PER GAME - CAREER (MIN. 20 GAMES)

| | |
|-------|---|
| 157.7 | Bobby Rainey (36-6,036), WKU (2009-11) |
| 150.0 | TY. Hilton (37-5,602), FIU (2008-11) |
| 139.3 | Antonio Andrews (30-4,180), WKU (2010-13) |
| 134.7 | Larry Rose III (43-5,715), New Mexico State (2014-17) |
| 131.1 | Lance Dunbar (29-3,900), North Texas (2008-11) |

CAREER RECORDS - PASSING

ATTEMPTS - CAREER

| | |
|-------|--|
| 1,823 | Corey Robinson, Troy (2010-13) |
| 1,577 | Kolton Browning, ULM (2010-13) |
| 1,541 | Tyler Rogers, New Mexico State (2014-17) |
| 1,504 | Brandon Silvers, Troy (2014-17) |
| 1,473 | Steven Jyles, ULM (2002-05) |

COMPLETIONS - CAREER

| | |
|-------|--|
| 1,179 | Corey Robinson, Troy (2010-13) |
| 969 | Brandon Silvers, Troy (2014-17) |
| 951 | Kolton Browning, ULM (2010-13) |
| 912 | Tyler Rogers, New Mexico State (2014-17) |
| 907 | Ryan Aplin, Arkansas State (2009-12) |
| 899 | Matt Linehan, Idaho (2014-17) |

COMPLETION PERCENTAGE - CAREER (MIN. 500 ATTEMPTS)

| | |
|------|---|
| 69.9 | Grayson McCall (710-1,016), Coastal Carolina (2019-23) |
| 69.1 | Jordan McCloud (554-802), James Madison/Texas State (2023-24) |
| 66.7 | Kaleb Barker (402-603), Troy (2016-19) |
| 66.4 | Ryan Aplin (907-1,408), Arkansas State (2009-12) |
| 66.0 | Clint Marks (668-1012), Middle Tennessee (2003-06) |
| 64.7 | Corey Robinson (1179-1,823), Troy (2010-2013) |
| 64.4 | Brandon Silvers (969-10,684), Troy (2014-17) |
| 63.7 | Terrance Broadway (588-7,561), Louisiana (2012-14) |
| 63.3 | Gunnar Watson (846-1,337), Troy (2018-23) |
| 63.0 | Zac Thomas (576-914), App State (2017-20) |

PASSING YARDS - CAREER

| | |
|--------|--|
| 13,477 | Corey Robinson, Troy (2010-13) |
| 10,772 | Matt Linehan, Idaho (2014-17) |
| 10,753 | Ryan Aplin, Arkansas State (2009-12) |
| 10,684 | Brandon Silvers, Troy (2014-17) |
| 10,372 | Tyler Rogers, New Mexico State (2014-17) |
| 10,275 | Gunnar Watson, Troy (2018-23) |
| 10,263 | Kolton Browning, ULM (2010-13) |

TOUCHDOWN PASSES - CAREER

| | |
|----|--|
| 90 | Taylor Lamb, App State (2014-17) |
| 88 | Grayson McCall, Coastal Carolina (2019-23) |
| 84 | Layne Hatcher, Texas State (2019-22) |
| 83 | Justice Hansen, Arkansas State (2016-18) |
| 81 | Corey Robinson, Troy (2010-13) |
| 81 | Kolton Browning, ULM (2010-13) |
| 76 | Rusty Smith, Florida Atlantic (2005-09) |
| 74 | Levi Lewis, Louisiana (2017-21) |
| 71 | Brandon Silvers, Troy (2014-17) |

MOST INTERCEPTIONS THROWN - CAREER

| | |
|----|---|
| 56 | Tyler Rogers, New Mexico State (2014-17) |
| 48 | Corey Robinson, Troy (2010-13) |
| 43 | Steven Jyles, ULM (2002-05) |
| 43 | Matt Linehan, Idaho (2014-17) |
| 38 | Jerry Babb, Louisiana (2003-06) |
| 38 | Dwight Dasher, Middle Tennessee (2007-10) |
| 38 | Kolton Browning, ULM (2010-13) |
| 38 | Kawaun Jakes, Western Kentucky (2009-12) |

CAREER RECORDS - RECEIVING

RECEPTIONS - CAREER

| | |
|-----|--|
| 289 | J.D. McKissic, Arkansas State, (2012-15) |
| 262 | Jerrel Jernigan, Troy (2007-10) |
| 260 | Ty Lee, Middle Tennessee (2016-19) |
| 256 | Sam Pinckney, Georgia State/Coastal Carolina (2019-23) |
| 246 | Khaleb Hood, Georgia Southern (2019-23) |
| 242 | Thomas Hennigan, App State (2017-21) |
| 229 | TY. Hilton, FIU (2008-11) |
| 229 | Casey Fitzgerald, North Texas (2005-08) |
| 222 | Robert Davis, Georgia State (2013-16) |
| 209 | Brent Leonard, ULM (2009-12) |

YARDS GAINED - CAREER

| | |
|-------|--|
| 3,691 | Sam Pinckney, Georgia State/Coastal Carolina (2019-23) |
| 3,531 | TY. Hilton, FIU (2008-11) |
| 3,391 | Robert Davis, Georgia State (2013-16) |
| 3,140 | Jalen Tolbert, South Alabama (2018-21) |
| 3,127 | Jerrel Jernigan, Troy (2007-10) |
| 3,124 | Thomas Hennigan, App State (2017-21) |
| 3,037 | Corey Rucker, Arkansas State (2020-21, 2023-24) |
| 2,950 | Penny Hart, Georgia State (2015-18) |
| 2,883 | J.D. McKissic, Arkansas State, (2012-15) |
| 2,825 | Jaivon Heiligh, Coastal Carolina (2018-21) |

YARDS PER GAME - CAREER (MIN. 20 GAMES)

| | |
|------|---|
| 75.8 | Dwayne Frampton (25-1894), Arkansas State (2010-11) |
| 75.6 | Penny Hart (39-2950), Georgia State (2015-18) |
| 75.4 | Fred Stamps (35-2638), Louisiana (2001-03) |
| 74.5 | Casey Fitzgerald (34-2533), North Texas (2005-08) |
| 73.0 | Chandler Williams (21-1534), FIU (2005-06) |
| 71.9 | Mack Vincent (35-2517), Louisiana (2001-03) |

YARDS PER CATCH - CAREER (MIN. 100 CATCHES)

| | |
|------|--|
| 19.9 | Jeff Foreman (104-2067), Arkansas State (2019-23) |
| 17.6 | Jalen Tolbert (178-3140), South Alabama (2018-21) |
| 17.6 | LaGregory Sapp (117-2060), ULM (2005-09) |
| 17.1 | Jamal Robinson (155-2650), Louisiana (2011-15) |
| 16.9 | Corey Rucker (180-3037), Arkansas State (2020-21, 2023-24) |
| 16.8 | Jamari Thrash (104-1752), Georgia State (2019-23) |
| 16.8 | R.J. Turner (100-1680), ULM (2015-18) |
| 16.6 | Taylor Stockemer (129-2146), Arkansas State (2009-12) |

TOUCHDOWN RECEPTIONS - CAREER

| | |
|----|--|
| 29 | Eric Thomas, Troy (2010-13) |
| 27 | Isaiah Likely, Coastal Carolina (2018-21) |
| 26 | Omar Bayless, Arkansas State (2016-19) |
| 24 | Marcus Green, ULM (2015-18) |
| 24 | TY. Hilton, FIU (2008-11) |
| 24 | Sam Pinckney, Georgia State/Coastal Carolina (2018-23) |
| 24 | Corey Sutton, App State (2018-19, 2021) |
| 23 | Ja'Marcus Bradley, Louisiana (2015-19) |
| 23 | Thomas Hennigan, App State (2017-21) |
| 23 | Corey Rucker, Arkansas State (2020-21, 2023-24) |

CAREER RECORDS - SCORING

MOST POINTS - CAREER

| | |
|-----|--|
| 464 | Chandler Staton, App State (2017-21) |
| 365 | Kenneth Almendares, Louisiana (2018-24) |
| 354 | Blake Grupe, Arkansas State (2018-21) |
| 326 | Brian Davis, Arkansas State, (2010-13) |
| 326 | Diego Guajardo, South Alabama (2019-23) |
| 318 | Elijah McGuire, Louisiana (2013-16) |
| 310 | Stevie Artigue, Louisiana (2015-19) |
| 299 | Massimo Biscardi, Coastal Carolina (2018-21) |
| 295 | Alan Gendreau, Middle Tennessee (2008-11) |
| 294 | Lance Dunbar, North Texas (2008-11) |
| 294 | Tyrell Fenroy, Louisiana (2005-08) |

MOST POINTS PER GAME - CAREER (MIN. 20 GAMES)

| | |
|------|--|
| 10.1 | Dwone Hicks (21-214), Middle Tennessee (2001-02) |
| 8.1 | Marcus Cox (45-366), App State (2014-16) |
| 7.9 | Lance Dunbar (36-282), North Texas (2008-11) |
| 7.8 | Blake Grupe (24-187), Arkansas State (2018-21) |
| 7.6 | Brian Davis (31-235), Arkansas State (2010-12) |

MOST TOUCHDOWNS - CAREER

| | |
|----|--|
| 52 | Elijah McGuire, Louisiana (2013-16) |
| 49 | Lance Dunbar, North Texas (2008-11) |
| 49 | Tyrell Fenroy, Louisiana (2005-08) |
| 47 | Jordan Chunn, Troy (2013-17) |
| 46 | Elijah Mitchell, Louisiana (2017-20) |
| 45 | Alonzo Harris, Louisiana (2011-14) |
| 43 | Trey Ragas, Louisiana (2017-20) |
| 42 | Eugene Gross, Middle Tennessee (2003-06) |
| 42 | Larry Rose, New Mexico State (2014-17) |

CAREER RECORDS

CAREER RECORDS - KICKING

FIELD GOAL ATTEMPTS - CAREER

| | |
|----|---|
| 86 | Blake Grupe, Arkansas State (2018-21) |
| 81 | Chandler Staton, App State (2017-21) |
| 81 | Kenneth Alemndares, Louisiana (2018-24) |
| 76 | Josh Arauco, Arkansas State (2006-09) |
| 75 | Austin Rehkow, Idaho (2014-16) |
| 75 | Stevie Artigue, Louisiana (2015-19) |
| 75 | Diego Guajardo, South Alabama (2019-23) |

FIELD GOALS MADE - CAREER

| | |
|----|---|
| 69 | Kenneth Alemndares, Louisiana (2018-24) |
| 64 | Blake Grupe, Arkansas State (2018-21) |
| 64 | Chandler Staton, App State (2017-21) |
| 60 | Austin Rehkow, Idaho (2014-16) |
| 58 | Josh Arauco, Arkansas State (2006-09) |
| 58 | Diego Guajardo, South Alabama (2019-23) |
| 56 | Brian Davis, Arkansas State (2010-13) |

FIELD GOAL PERCENTAGE - CAREER (MIN. 25 ATTEMPTS)

| | |
|------|--|
| 90.0 | Brett Baer (45-50), Louisiana (2009-12) |
| 89.3 | Brooks Buce (25-28), Troy (2021-22) |
| 88.6 | Younghoe Koo (31-35), Georgia Southern (2014-16) |
| 85.2 | Kenneth Alemndares (69-81), Louisiana (2018-24) |
| 82.4 | Michael Hughes (28-34), App State (2022-23) |
| 82.0 | Kenneth Almendares (41-50), Louisiana (2018-23) |
| 81.7 | Aleem Sunanon (49-60), South Alabama (2013-15) |
| 80.7 | Massimo Biscardi (46-57), Coastal Carolina (2018-21) |
| 80.0 | Austin Rehkow (60-75), Idaho (2014-16) |
| 80.0 | Brian Davis (56-70), Arkansas State (2010-13) |

PAT KICKS ATTEMPTED - CAREER

| | |
|-----|--|
| 274 | Chandler Staton, App State (2017-21) |
| 172 | Massimo Biscardi, Coastal Carolina (2018-21) |
| 169 | Blake Grupe, Arkansas State (2018-21) |
| 167 | Brian Davis, Arkansas State (2010-13) |
| 163 | Kenneth Alemndares, Louisiana (2018-24) |
| 162 | Stevie Artigue, Louisiana (2015-19) |
| 161 | Diego Guajardo, South Alabama (2019-23) |
| 160 | Alan Gendreau, Middle Tennessee (2008-11) |

PAT KICKS MADE - CAREER

| | |
|-----|--|
| 272 | Chandler Staton, App State (2017-21) |
| 162 | Blake Grupe, Arkansas State (2018-21) |
| 161 | Massimo Biscardi, Coastal Carolina (2018-21) |
| 158 | Brian Davis, Arkansas State (2010-13) |
| 158 | Kenneth Alemndares, Louisiana (2018-24) |
| 157 | Alan Gendreau, Middle Tennessee (2008-11) |
| 152 | Diego Guajardo, South Alabama (2019-23) |
| 151 | Craig Ford, ULM (2015-18) |
| 151 | Stevie Artigue, Louisiana (2015-19) |

PAT PERCENTAGE - CAREER (MIN. 50 ATTEMPTS)

| | |
|-------|---|
| 100.0 | Ryan Kay (78-78), Troy (2013-16) |
| 100.0 | Tyler Sumpter (125-125), Troy (2017-18) |
| 100.0 | Michael Hughes (104-104), App State (2022-23) |
| 99.3 | Chandler Staton (272-274), App State (2017-21) |
| 98.9 | Colby Smith (96-97), Middle Tennessee (2003-06) |
| 98.4 | Zach Matics (126-128), App State (2014-16) |
| 98.4 | Eric Neihouse (123-125), Arkansas State (2002-05) |
| 98.4 | Wil Lutz (120-122), Georgia State (2013-15) |
| 98.1 | Alan Gendreau (157-160), Middle Tennessee (2008-11) |

TOTAL POINTS SCORED BY KICKING - CAREER

| | |
|-----|---|
| 464 | Chandler Staton, App State (2017-21) |
| 365 | Kenneth Alemndares, Louisiana (2018-24) |

| | |
|-----|--|
| 354 | Blake Grupe, Arkansas State (2018-21) |
| 326 | Brian Davis, Arkansas State, (2010-13) |
| 326 | Diego Guajardo, South Alabama (2019-23) |
| 321 | Jack Griffin, FIU (2009-12) |
| 310 | Stevie Artigue, Louisiana (2015-19) |
| 299 | Massimo Biscardi, Coastal Carolina (2018-21) |

CAREER RECORDS - PUNTING

MOST PUNTS - CAREER

| | |
|-----|---|
| 301 | Seamus O'Kelly, Texas State (2019-23) |
| 265 | Ryan Hanson, Arkansas State/James Madison (2020-24) |
| 264 | Truman Spencer, North Texas (2005-08) |
| 246 | Rhys Byrns, Louisiana (2018-22) |
| 242 | Spencer Ortego, Louisiana (2007-10) |
| 242 | Will Atterberry, North Texas (2009-12) |
| 240 | Will Goggans, Troy (2008-11) |

YARDS PUNTED - CAREER

| | |
|--------|---|
| 11,968 | Seamus O'Kelly, Texas State (2019-23) |
| 11,232 | Ryan Hanson, Arkansas State/James Madison (2020-24) |
| 10,732 | Truman Spencer, North Texas (2005-08) |
| 10,704 | Rhys Byrns, Louisiana (2018-22) |
| 10,054 | Anthony Beck II, Georgia Southern (2019-22) |
| 10,048 | Will Atterberry, North Texas (2009-12) |

PUNTING AVERAGE - CAREER (MIN. 100 PUNTS)

| | |
|------|---|
| 44.8 | Austin Rehkow (149-6,674), Idaho (2014-16) |
| 44.6 | Joel Stelly (59-2,634), ULM (2002-05) |
| 43.5 | Rhys Byrns (246-10,704), Louisiana (2018-22) |
| 43.4 | Will Johnson (129-5,601) Texas State (2013-14) |
| 43.3 | Brandon Wright (183-7,928), Georgia State (2016-19) |
| 43.3 | Steven Coutts (123-5,326), Louisiana (2015-16) |
| 43.1 | Justin Manton (204-8,798) ULM (2011-14) |

CAREER RECORDS - PUNT RETURNS

MOST RETURNS - CAREER

| | |
|-----|--|
| 112 | Leodis McKelvin, Troy (2004-07) |
| 109 | Blaise Taylor, Arkansas State (2014- 17) |
| 95 | Eric Garror, Louisiana (2018-22) |
| 62 | Thomas Hennigan, App State (2017-21) |
| 60 | Tavious Polo, Florida Atlantic (2006-10) |
| 58 | Kevin Jones, Arkansas State (2005-08) |
| 58 | Darrell McNeal, ULM (2005-09) |

YARDS RETURNED - CAREER

| | |
|-------|--|
| 1,471 | Leodis McKelvin, Troy (2004-07) |
| 1,151 | Blaise Taylor, Arkansas State (2014- 17) |
| 814 | Eric Garror, Louisiana (2018-22) |
| 614 | TY. Hilton, FIU (2008-11) |
| 497 | Darryl Surgent, Louisiana (2010-13) |
| 478 | James Johnson, Arkansas State (2004-05) |

YARDS PER PUNT RETURN AVERAGE - CAREER (MIN. 20 RETURNS)

| | |
|------|---|
| 13.9 | Andy Erickson (55-767), Texas State (2011-13) |
| 13.1 | Leodis McKelvin (112-1,471), Troy (2004-07) |
| 12.9 | Teddy Ruben (21-270), Troy (2014-15) |
| 11.8 | KyJon Tyler (20-236), Coastal Carolina (2017-19) |
| 11.5 | Tyrone Gifford (29-335), New Mexico State (2001-02) |
| 10.6 | Blaise Taylor (109-1151, Arkansas State (2014-17) |

PUNT RETURN TOUCHDOWNS - CAREER

| | |
|---|---|
| 7 | Leodis McKelvin, Troy (2004-07) |
| 4 | Blaise Taylor, Arkansas State (2014-17) |
| 3 | Eric Garror, Louisiana (2018-22) |
| 3 | Kevin Robinson, Utah State (2004-05) |

| | |
|---|--|
| 3 | Courtney Jackson, Arkansas State (2019-24) |
| 2 | TY. Hilton, FIU (2008-11) |
| 2 | Don Jones, Arkansas State (2008-12) |
| 2 | Darryl Surgent, Louisiana (2010-13) |
| 2 | Wesley Kennedy, Georgia Southern (2017-20) |

CAREER RECORDS - KICK RETURNS

MOST RETURNS - CAREER

| | |
|-----|---|
| 128 | Darryl Surgent, Louisiana (2010-13) |
| 124 | Brandon Thompkins, Arkansas State (2006-09) |
| 108 | Desmond Gee, Middle Tennessee (2006-09) |
| 107 | Luther Ambrose, ULM (2008-11) |
| 105 | TY. Hilton, FIU (2008-11) |

YARDS RETURNED - CAREER

| | |
|-------|---|
| 2,855 | TY. Hilton, FIU (2008-11) |
| 2,757 | Darryl Surgent, Louisiana (2010-13) |
| 2,696 | Brandon Thompkins, Arkansas State (2006-09) |
| 2,560 | Luther Ambrose, ULM (2008-11) |
| 2,493 | Raymond Calais, Louisiana (2016-19) |

YARDS PER KICK RETURN AVERAGE - CAREER (MIN. 25 RETURNS)

| | |
|------|---|
| 31.6 | Jalen Virgil (36-1,142), App State (2019-21) |
| 29.5 | Reggie Whatley (28-827), Middle Tennessee (2010-12) |
| 29.1 | TY. Hilton (96-2,853), FIU (2008-11) |
| 28.1 | Marcus Jones (52-1463), Troy (2017-21) |
| 27.8 | J.D. McKissic (53-1,473), Arkansas State (2011-15) |

KICKOFF RETURN TOUCHDOWNS - CAREER

| | |
|---|--------------------------------------|
| 4 | TY. Hilton, FIU (2008-11) |
| 4 | Marcus Green, ULM (2015-18) |
| 4 | Marcus Jones, Troy (2017-21) |
| 3 | Luther Ambrose, ULM (2008-11) |
| 3 | Brandon Smith, Texas State (2013-15) |
| 3 | Darrynton Evans, App State (2016-19) |
| 3 | Jalen Virgil, App State (2017-21) |
| 2 | 13 Times |

CAREER RECORDS - DEFENSE

INTERCEPTIONS - CAREER

| | |
|----|--|
| 17 | Greg James, ULM (2006-09) |
| 14 | Bradley Robinson, Middle Tennessee (2004-07) |
| 14 | Chris Harris, ULM (2001-04) |
| 14 | Johnathan Burke, Arkansas State (2003-04) |
| 13 | Corey Small, Florida Atlantic (2005-08) |
| 13 | Bralen Trahan, Louisiana (2017-22) |
| 12 | Tyrell Johnson, Arkansas State (2004-07) |
| 12 | Blace Brown, Troy (2014-18) |
| 12 | Clifton Duck, App State (2016-18) |

INTERCEPTION RETURN YARDS - CAREER

| | |
|-----|--|
| 323 | Bralen Trahan, Louisiana (2017-22) |
| 309 | Tyrell Johnson, Arkansas State (2004-07) |
| 268 | Money Hunter, Arkansas State (2013-16) |
| 265 | Greg James, ULM (2006-09) |
| 263 | Anthony Gaitor, FIU (2007-2010) |
| 250 | Corey Straughter, ULM (2017-20) |
| 236 | Koby McKinnon, Arkansas State (2004-07) |

YARDS PER INTERCEPTION RETURN - CAREER (MIN. 3 RETURNS)

| | |
|------|---|
| 51.0 | Maurice Holman, North Texas (2004-07) |
| 46.3 | Darin Davis, Middle Tennessee (2008-11) |
| 44.6 | Money Hunter, Arkansas State (2013-16) |
| 41.8 | Kevin Byard, Middle Tennessee (2012) |
| 41.0 | Brynden Trawick, Troy (2012) |

INTERCEPTIONS FOR TOUCHDOWNS - CAREER

| | |
|---|--|
| 4 | Money Hunter, Arkansas State (2013-16) |
| 4 | Steven Jones, App State (2018-22) |
| 3 | Anthony Gaitor, FIU (2007-10) |
| 3 | Dwight Bentley, Louisiana (2008-11) |
| 3 | Reddy Steward, Troy (2019-23) |
| 2 | 23 Tied |

TACKLES - CAREER

| | |
|-----|--|
| 577 | Carlton Martial, Troy (2018-22) |
| 458 | Bryan London, Texas State (2016-19) |
| 393 | Qushaun Lee, Arkansas State (2011-14) |
| 392 | Dalton Herrington, New Mexico State (2014-17) |
| 382 | Craig Robertson, North Texas (2007-10) |
| 381 | Cardia Jackson, ULM (2006-09) |
| 365 | Jonathan Cyprien, FIU (2009-12) |
| 365 | Marques Watson-Trent, Georgia Southern (2020-24) |

SACKS - CAREER

| | |
|------|--|
| 43.5 | Ja'Von Rolland-Jones, Arkansas State (2014-17) |
| 33.0 | Javon Solomon, Troy (2019-23) |
| 30.5 | Richard Jibunor, Troy (2018-23) |
| 26.5 | Nick Hampton, App State (2018-22) |
| 26.5 | Demetrius Taylor, App State (2017-21) |
| 25.0 | Tarron Jackson, Coastal Carolina (2017-20) |
| 24.0 | Brandon Lang, Troy (2006-09) |
| 24.0 | Quanterus Smith, WKU (2009-12) |
| 22.5 | Erik Walden, Middle Tennessee (2004-07) |
| 22.0 | Aaron Morgan, ULM (2006-09) |

TACKLES FOR LOSS - CAREER

| | |
|------|---|
| 65.5 | Javon Rolland-Jones, Arkansas State (2014-17) |
| 55.5 | Antwan Barnes, FIU (2004-06) |
| 50.5 | Carlton Martial, Troy (2018-22) |
| 49.5 | Javon Solomon, Troy (2019-23) |
| 47.5 | Brandon Kennedy, North Texas (2001-03) |
| 47.0 | Richard Jibunor, Troy (2018-23) |
| 45.5 | Demetrius Taylor, App State (2017-21) |
| 45.0 | Tourek Williams, FIU (2009-12) |
| 43.0 | David Griffith, ULM (2015-18) |
| 42.5 | Tarron Jackson, Coastal Carolina (2017-20) |
| 42.0 | Andrew Jackson, WKU (2011-13) |

PASSES DEFENDED - CAREER

| | |
|----|--|
| 43 | Monquavion Brinson, Georgia Southern (2016-19) |
| 36 | Anthony Gaitor, FIU (2008-10) |
| 36 | Blaise Taylor, Arkansas State (2014-17) |
| 34 | Quavian White, Georgia State (2018-22) |
| 33 | Greg James, ULM (2006-09) |
| 33 | Tae Hayes, App State (2015-18) |
| 33 | Shemar Jean-Charles, App State (2016-20) |
| 33 | Reddy Steward, Troy (2019-23) |
| 32 | Sherrod Martin, Troy (2004-08) |
| 31 | Clifton Duck, App State (2016-18) |
| 31 | Shemar Jean-Charles, App State (2017-20) |

CHAMPIONSHIP GAME RECORDS

Championship Game History

| Date | Final Score | Location | Attendance |
|----------|-------------------------------|----------------------|------------|
| 12/01/18 | App State 30, Louisiana 19 | Boone, N.C. | 14,963 |
| 12/07/19 | App State 45, Louisiana 38 | Boone, N.C. | 18,618 |
| 12/19/20 | Louisiana at Coastal Carolina | Cancelled - COVID-19 | |
| 12/04/21 | Louisiana 24, App State 16 | Lafayette, La. | 31,014 |
| 12/03/22 | Troy 45, Coastal Carolina 26 | Troy, Ala. | 21,554 |
| 12/02/23 | Troy 49, App State 23 | Troy, Ala. | 20,183 |
| 12/07/24 | Marshall 31, Louisiana 3 | Lafayette, La. | 20,067 |

Most Sun Belt Football Championship Victories

| | |
|----------------|---|
| App State..... | 2 |
| Troy..... | 2 |
| Louisiana..... | 1 |
| Marshall..... | 1 |

Sun Belt Football Championship Record By Site

| | |
|--------------------|-----|
| Home Team..... | 5-1 |
| Visiting Team..... | 1-5 |

Largest Victory

| | |
|----------------|---------------------------------|
| 28 points..... | Marshall 31, Louisiana 3 - 2024 |
| 26 points..... | Troy 49, App State 23 - 2023 |

Most Points Scored (combined)

| | |
|---------|--|
| 83..... | App State (45) vs. Louisiana (38) - 2018 |
|---------|--|

Largest Attendance

| | |
|-------------|---------------------------------|
| 31,014..... | App State at Louisiana - 2021 |
| 21,554..... | Coastal Carolina at Troy - 2022 |
| 20,183..... | App State at Troy - 2023 |
| 20,067..... | Marshall at Louisiana - 2024 |
| 18,618..... | Louisiana at App State - 2019 |

Sun Belt Championship Game Most Valuable Players

| | |
|-----------|----------------------------|
| 2018..... | Darrynton Evans, App State |
| 2019..... | Darrynton Evans, App State |
| 2021..... | Levi Lewis, Louisiana |
| 2022..... | Gunnar Watson, Troy |
| 2023..... | Kimani Vidal, Troy |
| 2024..... | Braylon Braxton, Marshall |

Superlatives

Longest Passing Touchdown

| | |
|---------------|---|
| 67 yards..... | Gunnar Watson to Rajae' Johnson, Troy (vs. Coastal Carolina), 12-3-22 |
|---------------|---|

Longest Pass Play

| | |
|---------------|---|
| 67 yards..... | Gunnar Watson to Rajae' Johnson, Troy (vs. Coastal Carolina), 12-3-22 |
|---------------|---|

Longest Rushing Touchdown

| | |
|---------------|--|
| 56 yards..... | Levi Lewis, Louisiana (vs. App State), 12-4-21 |
|---------------|--|

Longest Rush

| | |
|---------------|--|
| 56 yards..... | Levi Lewis, Louisiana (vs. App State), 12-4-21 |
|---------------|--|

Longest Field Goal Made

| | |
|---------------|--|
| 53 yards..... | Stevie Artigue, Louisiana (vs. App State), 12-7-19 |
|---------------|--|

Longest Kickoff Return

| | |
|---------------|---|
| 97 yards..... | Darrynton Evans, App State (vs. Louisiana), 12-1-18 |
|---------------|---|

Longest Punt Return

| | |
|---------------|--|
| 12 yards..... | Jacob Bernard, Louisiana (vs. Marshall), 12-7-24 |
|---------------|--|

Longest Interception Return

| | |
|---------------|---|
| 32 yards..... | Tae Hayes, App State (vs. Louisiana), 12-1-18 |
|---------------|---|

Team Game Records

Most Points Scored

| | | |
|----|------------------|------|
| 49 | Troy | 2023 |
| 45 | Troy | 2022 |
| 45 | App State | 2019 |
| 38 | Louisiana | 2019 |
| 31 | Marshall | 2024 |
| 30 | App State | 2018 |
| 26 | Coastal Carolina | 2022 |
| 24 | Louisiana | 2021 |

Total Offense (Yards)

| | | |
|-----|------------------|------|
| 513 | Louisiana | 2019 |
| 463 | Troy | 2023 |
| 432 | Coastal Carolina | 2022 |
| 416 | App State | 2019 |
| 411 | Troy | 2022 |
| 410 | Marshall | 2024 |
| 398 | App State | 2018 |
| 383 | App State | 2023 |
| 301 | Louisiana | 2018 |
| 300 | App State | 2018 |

Total Offensive Plays

| | | |
|----|------------------|------|
| 84 | Louisiana | 2019 |
| 80 | App State | 2023 |
| 73 | Louisiana | 2021 |
| 72 | Coastal Carolina | 2022 |
| 70 | Marshall | 2024 |
| 68 | App State | 2019 |
| 66 | Louisiana | 2018 |
| 64 | App State | 2021 |
| 60 | Troy | 2023 |
| 60 | Louisiana | 2024 |

Passing Yards (Net)

| | | |
|-----|------------------|------|
| 354 | Louisiana | 2019 |
| 319 | Coastal Carolina | 2022 |
| 318 | Troy | 2022 |
| 275 | App State | 2023 |
| 210 | Louisiana | 2021 |
| 199 | Louisiana | 2024 |
| 193 | Marshall | 2024 |
| 192 | Troy | 2023 |

Rushing Yards (Net)

| | | |
|-----|------------------|------|
| 271 | Troy | 2023 |
| 267 | App State | 2019 |
| 225 | App State | 2018 |
| 217 | Marshall | 2024 |
| 216 | Louisiana | 2018 |
| 188 | Louisiana | 2021 |
| 171 | App State | 2021 |
| 159 | Louisiana | 2019 |
| 113 | Coastal Carolina | 2022 |
| 108 | App State | 2023 |

Total Tackles

| | | |
|----|------------------|------|
| 89 | Troy | 2023 |
| 86 | App State | 2019 |
| 85 | App State | 2018 |
| 79 | App State | 2021 |
| 71 | Louisiana | 2019 |
| 70 | Louisiana | 2018 |
| 63 | Coastal Carolina | 2022 |
| 63 | App State | 2023 |
| 62 | Troy | 2022 |
| 61 | Louisiana | 2021 |



CHAMPIONSHIP GAME RECORDS

Tackles For Loss

| | | |
|----|------------------|------|
| 10 | Troy | 2023 |
| 10 | Coastal Carolina | 2022 |
| 10 | App State | 2021 |
| 6 | Louisiana | 2021 |
| 6 | Marshall | 2024 |
| 5 | Louisiana | 2019 |
| 5 | Louisiana | 2018 |
| 4 | App State | 2019 |
| 4 | App State | 2018 |

Sacks

| | | |
|---|------------------|------|
| 5 | Troy | 2023 |
| 4 | Coastal Carolina | 2022 |
| 4 | App State | 2021 |
| 3 | Louisiana | 2021 |
| 3 | Louisiana | 2019 |
| 3 | Louisiana | 2018 |

Field Goals (Made)

| | | |
|---|-----------|------|
| 4 | Louisiana | 2018 |
| 3 | App State | 2018 |

Time of Possession

| | | |
|-------|------------------|------|
| 35:29 | App State | 2023 |
| 33:56 | Marshall | 2024 |
| 32:37 | Louisiana | 2021 |
| 32:23 | Coastal Carolina | 2022 |
| 31:24 | Louisiana | 2018 |
| 30:11 | App State | 2019 |
| 29:49 | Louisiana | 2019 |
| 28:30 | App State | 2018 |
| 27:23 | App State | 2021 |
| 27:09 | Troy | 2022 |

Individual Game Records

Passing Yards

| | | |
|-----|----------------------------------|------|
| 354 | Levi Lewis, Louisiana | 2019 |
| 319 | Grayson McCall, Coastal Carolina | 2022 |
| 318 | Gunnar Watson, Troy | 2022 |
| 275 | Joey Aguilar, App State | 2023 |
| 210 | Levi Lewis, Louisiana | 2021 |
| 193 | Braylon Braxton, Marshall | 2024 |
| 192 | Gunnar Watson, Troy | 2023 |

Most Touchdown Passes

| | | |
|---|----------------------------------|------|
| 4 | Levi Lewis, Louisiana | 2019 |
| 3 | Grayson McCall, Coastal Carolina | 2022 |
| 3 | Gunnar Watson, Troy | 2022 |
| 2 | Zac Thomas, App State | 2019 |
| 2 | Braylon Braxton, Marshall | 2024 |

100-Yard Receiving Performances (Net)

| | | |
|-----|--------------------------------|------|
| 134 | Rajae' Johnson, Troy | 2022 |
| 118 | Peter LeBlanc, Louisiana | 2019 |
| 109 | Sam Pinckney, Coastal Carolina | 2022 |

Most Receiving Touchdowns

| | | |
|---|----------------------------|------|
| 2 | Rajae' Johnson, Troy | 2022 |
| 2 | Darrynton Evans, App State | 2019 |
| 2 | Peter LeBlanc, Louisiana | 2019 |

100-Yard Rushing Performances (Net)

| | | |
|-----|----------------------------|------|
| 233 | Kimani Vidal, Troy | 2023 |
| 117 | Emani Bailey, Louisiana | 2021 |
| 117 | Jordan Houston, Marshall | 2024 |
| 111 | Darrynton Evans, App State | 2018 |
| 101 | Trey Ragas, Louisiana | 2018 |

Most Rushing Touchdowns

| | | |
|---|-----------------------|------|
| 5 | Kimani Vidal, Troy | 2023 |
| 3 | DK Billingsley, Troy | 2022 |
| 2 | Zac Thomas, App State | 2018 |

Kickoff Yards

| | | |
|-----|----------------------------|------|
| 513 | Zach Long, Troy | 2023 |
| 475 | Chandler Staton, App State | 2019 |
| 410 | Michael Rubino, App State | 2018 |
| 323 | Rece Verhoff, Marshall | 2024 |
| 320 | Ken Almendares, Louisiana | 2019 |
| 287 | Nate Snyder, Louisiana | 2021 |
| 255 | Michael Hughes, App State | 2023 |
| 250 | Michael Hughes, App State | 2021 |

Kickoff Return Yards

| | | |
|-----|----------------------------|------|
| 123 | Raymond Calais, Louisiana | 2018 |
| 107 | Darrynton Evans, App State | 2018 |
| 89 | Jalen Virgil, App State | 2021 |
| 79 | Chris Smith, Louisiana | 2019 |

Punt Yards

| | | |
|-----|---------------------------------|------|
| 338 | Xavier Suotsch, App State | 2021 |
| 284 | Rhys Byrns, Louisiana | 2021 |
| 207 | Mitchell Lake, App State | 2023 |
| 199 | Alex Clark, Marshall | 2024 |
| 190 | Nathan Torney, Louisiana | 2024 |
| 181 | Robert Cole, Troy | 2023 |
| 175 | Xavier Subotsch, App State | 2019 |
| 151 | Evan Crenshaw, Coastal Carolina | 2022 |

All-Purpose Yards

| | | |
|-----|--------------------------------|------|
| 233 | Kimani Vidal, Troy | 2023 |
| 218 | Darrynton Evans, App State | 2018 |
| 162 | Darrynton Evans, App State | 2019 |
| 146 | Emani Bailey, Louisiana | 2021 |
| 134 | Rajae' Johnson, Troy | 2022 |
| 127 | Trey Ragas, Louisiana | 2018 |
| 125 | Raymond Calais, Louisiana | 2018 |
| 118 | Peter LeBlanc, Louisiana | 2019 |
| 117 | Jordan Houston, Marshall | 2024 |
| 116 | Tyson Mobley, Coastal Carolina | 2022 |

Most Total Tackles

| | | |
|----|--------------------------------|------|
| 13 | Jacques Boudreaux, Louisiana | 2019 |
| 12 | Kaiden Smith, App State | 2021 |
| 11 | Dell Pettus, Troy | 2023 |
| 11 | Dell Pettus, Troy | 2022 |
| 11 | D'Marco Jackson, App State | 2021 |
| 11 | Anthony Flory, App State | 2018 |
| 10 | Akeem Davis-Gaither, App State | 2019 |
| 10 | Jordan Fehr, App State | 2018 |

Tackles For Loss

| | | |
|-----|-----------------------------------|------|
| 3.5 | D'Marco Jackson, App State | 2021 |
| 2.5 | Javon Solomon, Troy | 2023 |
| 2.5 | Chauncey Manac, Louisiana | 2021 |
| 2.5 | Nick Hampton, App State | 2021 |
| 2.5 | Monroe Beard, Marshall | 2024 |
| 2.0 | Dell Pettus, Troy | 2023 |
| 2.0 | Kennedy Roberts, Coastal Carolina | 2022 |
| 2.0 | Zi'Yon Hill, Louisiana | 2021 |
| 2.0 | Terik Miller, Louisiana | 2019 |

Sacks

| | | |
|---|-------------------------|------|
| 2 | Javon Solomon, Troy | 2023 |
| 2 | Nick Hampton, App State | 2021 |
| 2 | Zi'Yon Hill, Louisiana | 2021 |

2024 ALL-CONFERENCE HONORS



PLAYER OF THE YEAR
Mike Green, Marshall



OFFENSIVE PLAYER OF THE YEAR
Ben Woolridge, Louisiana



DEFENSIVE PLAYER OF THE YEAR
Marques Watson-Trent, Georgia Southern



FRESHMAN OF THE YEAR
Ahmad Hardy, ULM



NEWCOMER OF THE YEAR
Braylon Braxton, Marshall



SUN BELT COACH OF THE YEAR
Michael Desormeaux

FIRST TEAM OFFENSE

Ben Woolridge, Louisiana (RS Sr., QB)
Ahmad Hardy, ULM (Fr., RB)
Ismail Mahdi, Texas State (Jr., RB)
Pat McMurtrie, James Madison (RS Sr., OL)
Cole Potts, James Madison (Sr., OL)
Landon Burton, Louisiana (RS Sr., OL)
AJ Gillie, Louisiana (RS Sr., OL)
Logan Osburn, Marshall (RS Sr., OL)
Terrance Carter, Louisiana (RS So., TE)
Kaedin Robinson, App State (RS Sr., WR)
Jamaal Pritchett, South Alabama (Sr., WR)
Devonte Ross, Troy (Jr., WR)

FIRST TEAM DEFENSE

Santana Hopper, App State (RS So., DL)
Clev Lubin, Coastal Carolina (RS So., DL)
Eric O'Neill, James Madison (RS Jr., DL)
Mike Green, Marshall (RS So., DL)
Marques Watson-Trent, Georgia Southern (RS Sr., LB)
K.C. Ossai, Louisiana (Sr., LB)
Jaden Yates, Marshall (So., LB)
Trevian Thomas, Arkansas State (Sr., DB)
Matthew McDoom, Coastal Carolina (Jr., DB)
Terrence Spence, James Madison (Sr., DB)
J.J. Roberts, Marshall (RS Sr., DB)
Jaden Voisin, South Alabama (RS Sr., DB)

FIRST TEAM SPECIAL TEAMS

Kenneth Almendares, Louisiana (RS Sr., K)
Bryce Lofton, Southern Miss (Gr., P)
Ian Foster, Marshall (RS Fr., RS)
Devonte Ross, Troy (Jr., AP)

SECOND TEAM OFFENSE

Braylon Braxton, Marshall (RS Jr., QB)
A.J. Turner, Marshall (RS So., RB)
Damien Taylor, Troy (Jr., RB)
Jack Hollifield, App State (RS Jr., OL)
Jacob Bayer, Arkansas State (Sr., OL)
Mehki Butler, Arkansas State (RS Sr., OL)
Bryson Broadway, Georgia Southern (5th Yr., OL)
Daniel King, Troy (Sr., OL)
Dorian Fleming, Georgia State (So., TE)
Corey Rucker, Arkansas State (RS Jr., WR)
Ted Hurst, Georgia State (Jr., WR)
Joey Hobert, Texas State (Sr., WR)

SECOND TEAM DEFENSE

Khairi Manns, James Madison (RS Sr., DL)
Jordan Lawson, Louisiana (RS Jr., DL)
Kevontay Wells, ULM (Jr., DL)
Wy'Kevious Thomas, South Alabama (RS Sr., DL)
Jacob Dobbs, James Madison (RS Sr., LB)
Koa Naotata, Old Dominion (RS So., LB)
Blayne Myrick, South Alabama (RS So., LB)
Chance Gamble, Georgia Southern (RS Jr., DB)
Marc Stampley II, Georgia Southern (Jr., DB)
Jacob Thomas, James Madison (Jr., DB)
Tyrone Lewis, Louisiana (RS Sr., DB)
Tyree Skipper, Louisiana (RS Jr., DB)

SECOND TEAM SPECIAL TEAMS

Laith Marjan, South Alabama (RS Jr., K)
James Allen, Georgia State (RS Jr., P)
Devonte Ross, Troy (Jr., RS)
Ismail Mahdi, Texas State (Jr., AP)

THIRD TEAM OFFENSE

Jordan McCloud, Texas State (RS Sr., QB)
Ahmani Marshall, App State (Sr., RB)
Fluff Bothwell, South Alabama (Fr., RB)
Caleb Cook, Georgia Southern (RS Jr., OL)
Pichon Wimbley, Georgia Southern (Jr., OL)
Zach Barlev, Old Dominion (Jr., OL)
Jordan Davis, South Alabama (RS Jr., OL)
Alex Harkey, Texas State (RS Jr., OL)
Pat Conroy, Old Dominion (RS Sr., TE)
Makai Jackson, App State (Jr., WR)
Lance LeGendre, Louisiana (RS Sr., WR)
Isiah Paige, Old Dominion (Sr., WR)

THIRD TEAM DEFENSE

Bryan Whitehead, Arkansas State (RS Jr., DL)
Billy Pullen, ULM (Jr., DL)
Deeve Harris, Marshall (RS Sr., DL)
Kris Trinidad, Old Dominion (RS Jr., DL)
Marvin Ham, Arkansas State (RS Sr., LB)
Kevin Swint, Georgia State (Sr., LB)
Carl Glass Jr., ULM (Sr., LB)
Brendan Jackson, Troy (Sr., LB)
Keyon Martin, Louisiana (Sr., DB)
Wydett Williams Jr., ULM (Jr., DB)
Jacobie Henderson, Marshall (RS So., DB)
Jahron Manning, Old Dominion (Jr., DB)

THIRD TEAM SPECIAL TEAMS

Clune Van Andel, Arkansas State (So., K)
Ryan Hanson, James Madison (RS Sr., P)
Cam Ross, James Madison (RS Sr., RS)
Jamaal Pritchett, South Alabama (Sr., AP)

Honorable Mention: Joey Aguilar (App State, Sr., QB), Markell Samuel (App State, RS Jr., OL), Eli Wilson (App State, Sr., TE), Brendan Harrington (App State, RS Sr., LB), Zak Wallace (Arkansas State, RS Sr., RB), Justin Parks (Arkansas State, Sr., DB), Ryan Heicher (Arkansas State, Sr., P), Jack Bullard (Arkansas State, Sr., LS), Braydon Bennett (Coastal Carolina, RS Sr., RB), Nick Del Grande (Coastal Carolina, RS So., OL), Shane Bruce (Coastal Carolina, RS Sr., LB), Juan Powell (Coastal Carolina, Gr., DB), Jalen White (Georgia Southern, 5th Yr., RB), Derwin Burgess Jr. (Georgia Southern, Sr., WR), Davin Gilmore (Georgia Southern, 6th Yr., LB), Alex Smith (Georgia Southern, So., P), Henry Bryant (Georgia State, RS Jr., DL), Damaine Wilson (Georgia State, Fr., LB), Gavin Pringle (Georgia State, RS Sr., DB), Kenyatta Watson (Georgia State, RS Sr., DB), Alonza Barnett III (James Madison, RS So., QB), Taylor Thompson (James Madison, Sr., TE), Omarrion Collison (James Madison, Sr., WR), Immanuel Bush (James Madison, RS Jr., DL), Zylan Perry (Louisiana, RS So., RB), Jax Harrington (Louisiana, RS Sr., OL), Mason Narcisse (Louisiana, Sr., DL), Carmycah Glass (Louisiana, RS So., LB), Elijah Fisher (ULM, Jr., OL), Rylan Green (ULM, Jr., TE), Julian Nixon (ULM, Jr., TE), David Godsey Jr. (ULM, Jr., DB), Jeremy Jones (Marshall, Sr., OL), Toby Payne (Marshall, RS So., TE), Christian Fitzpatrick (Marshall, RS Sr., WR), Josh Moten (Marshall, Jr., DB), Colton Joseph (Old Dominion, RS Fr., QB), Aaron Young (Old Dominion, Sr., RB), Denzel Lowry (Old Dominion, RS Jr., DL), Mario Thompson (Old Dominion, So., LB), Gio Lopez (South Alabama, RS Fr., QB), Reed Buys (South Alabama, RS Sr., OL), TE - DJ Thomas-Jones (Sr., TE), Maurice Strong Jr. (South Alabama, Gr., DL), Rodrigues Clark (Southern Miss, Gr., RB), Kristin Booth (Southern Miss, Sr., DL), Brodarius Lewis (Southern Miss, Gr., DL), Tre Pinkney (Southern Miss, RS Sr., LB), Nash Jones (Texas State, Sr., OL), Kole Wilson Texas State, (Jr., WR), Steven Parker (Texas State, RS Sr., DL), Jordan Polk (Texas State, RS Sr., DB), Eli Russ (Troy, Jr., OL), Luis Medina (Troy, Jr., DL), Jordan Stringer (Troy, Jr., LB), Devin Lafayette (Troy, Jr., DB).

2023 ALL-CONFERENCE HONORS



PLAYER OF THE YEAR

Jordan McCloud, James Madison



OFFENSIVE PLAYER OF THE YEAR

Kimani Vidal, Troy



DEFENSIVE PLAYER OF THE YEAR

Jalen Green, James Madison



FRESHMAN OF THE YEAR

Jaylen Raynor, Arkansas State



NEWCOMER OF THE YEAR

Joey Aguilar, App State



SUN BELT COACH OF THE YEAR

Curt Cignetti, James Madison

FIRST TEAM OFFENSE

Jordan McCloud, James Madison (RS Sr., QB)
 Marcus Carroll, Georgia State (Sr., RB)
 Kimani Vidal, Troy (Jr., RB)
 Isaiah Helms, App State (Sr., OL)
 Bucky Williams, App State (RS Sr.)
 Jacob Bayer, Arkansas State (Jr., OL)
 Khalil Crowder, Georgia Southern (6th Yr., OL)
 Travis Glover, Georgia State (RS Sr., OL)
 Zach Horton, James Madison (Jr., TE)
 Reggie Brown, James Madison (RS Sr., WR)
 Elijah Sarratt, James Madison (So., WR)
 Caullin Lacy, South Alabama (Jr., WR)

FIRST TEAM DEFENSE

Jalen Green, James Madison (Sr., DL)
 Jamree Kromah, James Madison (RS Sr., DL)
 Owen Porter, Marshall (RS Sr., DL)
 Richard Jibunor, Troy (Sr., DL)
 Javon Solomon, Troy (Jr., DL)
 Andrew Parker Jr., App State (RS Sr., LB)
 Marques Watson-Trent, Georgia Southern (RS Jr., LB)
 Jason Henderson, Old Dominion (Jr., LB)
 Tyrek Funderburk, App State (RS Sr., DB)
 Micah Abraham, Marshall (RS Sr., DB)
 Jaden Voisin, South Alabama (RS Jr., DB)
 Reddy Steward, Troy (Sr., DB)

FIRST TEAM SPECIAL TEAMS

Mason Shipley, Texas State (RS So., K)
 William Przystup, Arkansas State (RS Sr., P)
 Jayden Harrison, Marshall (RS Jr., RS)
 Ismail Mahdi, Texas State (So., AP)

SECOND TEAM OFFENSE

Joey Aguilar, App State (Jr., QB)
 Rasheen Ali, Marshall (Jr., RB)
 Frank Gore Jr., Southern Miss (Jr., RB)
 Makilan Thomas, Arkansas State (RS So., OL)
 Rasheed Miller, Georgia Southern (RS Jr., OL)
 Tyler Stephens, James Madison (Jr., OL)
 Grant Betts, Troy (Sr., OL)
 Daniel King, Troy (Jr., OL)
 Eli Wilson, App State (Jr., TE)
 Sam Pinckney, Coastal Carolina (Super Sr., WR)
 Khaleb Hood, Georgia Southern (5th Yr., WR)
 Joey Hobert, Texas State (Jr., WR)

SECOND TEAM DEFENSE

James Carpenter, James Madison (RS Jr., DL)
 Mikail Kamara, James Madison (RS So., DL)
 Adin Huntington, ULM (Jr., DL)
 Ben Bell, Texas State (Jr., DL)
 T.J. Jackson, Troy (Jr., DL)
 Nate Johnson, App State (Fr., LB)
 Quentin Wilfawn, South Alabama (RS Sr., LB)
 Brian Holloway, Texas State (RS Sr., LB)
 Ethan Johnson, App State (So., DB)
 Shemar Bartholomew, Georgia Southern (6th Yr., DB)
 D'Angelo Ponds, James Madison (Fr., DB)
 Dell Pettus, Troy (Sr., DB)

SECOND TEAM SPECIAL TEAMS

Michael Hughes, App State (Jr., K)
 Ryan Hanson, James Madison (RS Jr., P)
 Ismail Mahdi, Texas State (So., RS)
 Frank Gore Jr., Southern Miss (Jr., AP)

THIRD TEAM OFFENSE

Gunnar Watson, Troy (Sr., QB)
 Jalen White, Georgia Southern (Sr., RB)
 La'Damian Webb, South Alabama (Sr., RB)
 Jack Murphy, App State (RS So., OL)
 Will McDonald, Coastal Carolina (RS Sr., OL)
 AJ Gillie, Louisiana (RS Jr., OL)
 Ethan Driskell, Marshall (RS Sr., OL)
 Brey Walker, Texas State (RS Sr., OL)
 Neal Johnson, Louisiana (Sr., TE)
 Robert Lewis, Georgia State (RS Jr., WR)
 Jabre Barber, Troy (Jr., WR)
 Chris Lewis, Troy (So., WR)

THIRD TEAM DEFENSE

Thurman Geathers, Arkansas State (RS Sr., DL)
 Isaac Walker, Georgia Southern (RS So.)
 Elijah Alston, Marshall (RS Jr., DL)
 Wy'Kevious Thomas, South Alabama (RS Jr., DL)
 Jontrey Hunter, Georgia State (RS Sr., LB)
 Aiden Fisher, James Madison (So., LB)
 Eli Neal, Marshall (Sr., LB)
 Wayne Matthews III, Old Dominion (RS So., LB)
 Clayton Isbell, Coastal Carolina (Super Sr., DB)
 Gavin Pringle, Georgia State (Sr., DB)
 Yam Banks, South Alabama (Jr., DB)
 DB - Irshaad Davis, Troy (Sr., DB - Carol City, Fla.)

THIRD TEAM SPECIAL TEAMS

Camden Wise, James Madison (RS Sr., K)
 John McConnell, Marshall (RS So., P)
 Ja'quez Cross, Arkansas State (RS So., RS)
 Caullin Lacy, South Alabama (Jr., AP)

Honorable Mention: Kanye Roberts (App State, RS Fr., RB), Kaedin Robinson (App State, RS Jr., WR), Santana Hopper (App State, RS Fr., DL), Jordan Favors (App State, RS So., DB), Jalen Cunningham (Arkansas State, RS Sr., OL), Courtney Jackson (Arkansas State, RS Jr., WR), Charles Willekes (Arkansas State, RS Jr., LB), Samy Johnson (Arkansas State, Sr., DB), Nick Del Grande (Coastal Carolina, RS Fr., OL), Jared Brown (Coastal Carolina, RS So., WR), Micheal Mason (Coastal Carolina, Super Sr., DL), Matthew McDoom (Coastal Carolina, So., DB), Davis Brin (Georgia Southern, 6th Yr., QB), Jjay McAfee (Georgia Southern, 6th Yr., TE), Derwin Burgess Jr. (Georgia Southern, Jr., WR), TJ Smith (Georgia Southern, RS Jr., DB), Darren Grainger (Georgia State, RS Sr., QB), Tailique Williams (Georgia State, RS Jr., WR), Kevin Swint (Georgia State, Sr., LB), Jeremiah Johnson (Georgia State, Sr., DB), Phoenix Sproles (James Madison, RS Sr., WR), Jailin Walker (James Madison, Jr., LB), Chauncey Logan (James Madison, So., DB), Francis Meehan (James Madison, RS Sr., DB), Nathan Thomas (Louisiana, RS Jr., OL), Peter LeBlanc (Louisiana, Sr., WR), Kendre' Gant (Louisiana, Jr., LB), K.C. Ossai (Louisiana, Jr., LB), Elijah Fisher (ULM, So., OL), Zarian McGill (ULM, Jr., OL), Tyrone Howell (ULM, 6th Yr., WR), Kenard Snyder (ULM, So., DL), Logan Osburn (Marshall, RS Jr., OL), Dalton Tucker (Marshall, RS Sr., OL), Sam Burton (Marshall, RS Sr., DL), J.J. Roberts (Marshall, RS Jr., DB), Denzel Lowry (Old Dominion, RS So., DL), Shawn Asbury II (Old Dominion, Jr., DB), LaMareon James (Old Dominion, Jr., DB), Terry Jones (RS Jr., DB), Carter Bradley (South Alabama, Sr., QB), Reggie Smith (South Alabama, Sr., OL), Jamaal Pritchett (South Alabama, So., WR), Trey Kiser (South Alabama, Sr., LB), Jakarius Caston (Southern Miss, Sr., WR), Quentin Bivens (Southern Miss, Sr., DL), Swayze Bozeman (Southern Miss, RS Sr., LB), Jay Stanley (Southern Miss, Sr., DB), TJ Finley (Texas State, RS So., QB), Ashtyn Hawkins (Texas State, Jr., WR), Kole Wilson (Texas State, So., WR), Shawn Holton (Texas State, Sr., DB), Buddha Jones (Troy, Sr., DL), O'shai Fletcher (Troy, Sr., DB), Caleb Ransaw (Troy, Jr., DB), Quentin Skinner (Troy, Sr., LS).

2022 ALL-CONFERENCE HONORS



PLAYER OF THE YEAR
Grayson McCall, Coastal Carolina



OFFENSIVE PLAYER OF THE YEAR
Todd Centeio, James Madison



DEFENSIVE PLAYER OF THE YEAR
Carlton Martial, Troy



FRESHMAN OF THE YEAR
Jared Brown, Coastal Carolina



NEWCOMER OF THE YEAR
Todd Centeio, James Madison



SUN BELT COACH OF THE YEAR
Jon Sumrall, Troy

FIRST TEAM OFFENSE

Grayson McCall, Coastal Carolina (RS Jr., QB)
Khalan Laborn, Marshall (6th Yr., RB)
La'Damian Webb, South Alabama (Jr., RB)
Cooper Hodges, App State (RS Jr., OL)
Austin Stidham, Troy (Sr., OL)
Willie Lampkin, Coastal Carolina (Jr., OL)
Jake Andrews, Troy (Jr., OL)
Anderson Hardy, App State (RS Jr., OL)
Seydou Traore, Arkansas State (So., TE)
Jamari Thrash, Georgia State (RS Jr., WR)
Kris Thornton, James Madison (RS Sr., WR)
Ali Jennings III, Old Dominion (Jr., WR)

FIRST TEAM DEFENSE

T.J. Jackson, Troy (So., DL)
Zi'Yon Hill-Green, Louisiana (RS Sr., DL)
Owen Porter, Marshall (RS Jr., DL)
Will Choloh, Troy (Sr., DL)
Isaac Ukwu, James Madison (RS Sr., DL)
Carlton Martial, Troy (Sr., LB)
Jason Henderson, Old Dominion (So., LB)
Nick Hampton, App State (RS Jr., LB)
Yam Banks, South Alabama (So., DB)
Micah Abraham, Marshall (RS Jr., DB)
Reddy Steward, Troy (Jr., DB)
Bralen Trahan, Louisiana (RS Sr., DB)

FIRST TEAM SPECIAL TEAMS

Dominic Zvada, Arkansas State (Fr., K)
Rhys Byrns, Louisiana (Sr., P)
Eric Garror, Louisiana (Sr., RS)
Frank Gore Jr., Southern Miss (So., AP)

SECOND TEAM OFFENSE

Todd Centeio, James Madison (Gr., QB)
Kimani Vidal, Troy (So., RB)
Frank Gore Jr., Southern Miss (So., RB)
Khalil Crowder, Georgia Southern (RS Sr., OL)
Pat Bartlett, Georgia State (RS Sr., OL)
Nick Saldiveri, Old Dominion (RS Jr., OL)
Malik Sumter, Georgia State (RS Sr., OL)
Nick Kidwell, James Madison (RS Jr., OL)
Henry Pearson, App State (Sr., TE)
Jalen Wayne, South Alabama (Sr., WR)
Tyrone Howell, ULM (5th Yr., WR)
Khaleb Hood, Georgia Southern (Sr., WR)

SECOND TEAM DEFENSE

Levi Bell, Texas State (RS Jr., DL)
James Carpenter, James Madison (RS So., DL)
Richard Jibunor, Troy (Jr., DL)
Jamare Edwards, James Madison (RS Sr., DL)
Josaiah Stewart, Coastal Carolina (So., DL)
Marques Watson-Trent, Georgia Southern (RS So., LB)
Andre Jones, Louisiana (RS Sr., LB)
Jourdan Quibodeaux, Louisiana (RS Sr., LB)
Steven Jones Jr., App State (RS Sr., DB)
Quavian White, Georgia State (Sr., DB)
Steven Gilmore, Marshall (Sr., DB)
Lance Boykin, Coastal Carolina (RS Sr., DB)

SECOND TEAM SPECIAL TEAMS

Diego Guajardo, South Alabama (Jr., K)
Devyn McCormick, ULM (5th, P)
Johnnie Lang Jr., Arkansas State (RS Sr., RS)
Johnnie Lang Jr., Arkansas State (RS Sr., AP)

THIRD TEAM OFFENSE

Kyle Vantrease, Georgia Southern (6th Yr., QB)
Percy Agyei-Obese, James Madison (Gr., RB)
Jalen White, Georgia Southern (Jr., RB)
James Jackson, South Alabama (Sr., OL)
Kyle Hergel, Texas State (RS Jr., OL)
Caleb Kelly, Georgia Southern (6th Yr., OL)
Isaiah Helms, App State (Jr., OL)
Antwine Loper, Coastal Carolina (Super Sr., OL)
Jacob Jenkins, Coastal Carolina (Jr., TE)
Jason Brownlee, Southern Miss (Sr., WR)
Sam Pinckney, Coastal Carolina (RS Sr., WR)
Michael Jefferson, Louisiana (Sr., WR)

THIRD TEAM DEFENSE

Kivon Bennett, Arkansas State (RS Sr., DL)
Jerrold Clark, Coastal Carolina (RS Sr., DL)
Justin Ellis, Georgia Southern (6th Yr., DL)
Javon Solomon, Troy (So., DL)
Taurus Jones, James Madison (RS So., LB)
JT Killen, Coastal Carolina (RS Jr., LB)
Santrell Latham, Southern Miss (RS Sr., LB)
Jay Stanley, Southern Miss (Jr., DB)
Malik Shorts, Southern Miss (RS Jr., DB)
Darrell Luter Jr., South Alabama (Sr., DB)
Antavious Lane, Georgia State (RS Jr., DB)
Derrick Canteen, Georgia Southern (RS Jr., DB)

THIRD TEAM SPECIAL TEAMS

Briggs Bourgeois, Southern Miss (RS Sr., K)
Southern Miss (RS Sr., P)
Milan Tucker, App State (RS So., RS)
La'Damian Webb, South Alabama (Jr., AP)

Honorable Mention: Chase Brice (App State, RS Sr., QB), Nate Noel (App State, So., RB), Kaedin Robinson (App State, RS So., WR), Jalen McLeod (App State, So., LB), James Blackman (Arkansas State, RS Sr., QB), Jordan Rhodes (Arkansas State, RS Sr., OL), Champ Flemings (Arkansas State, RS Sr., WR), TW Ayers (Arkansas State, RS Jr., DL), CJ Beasley (Coastal Carolina, RS So., RB), Tyson Mobley (Coastal Carolina, Jr., WR), Adrian Hope (Coastal Carolina, Super Sr., DL), Shane Bruce (Coastal Carolina, RS So., LB), Derwin Burgess Jr. (Georgia Southern, So., WR), Jeremy Singleton (Georgia Southern, RS Sr., WR), Anthony Wilson (Georgia Southern, RS Jr., DB), Alex Raynor (Georgia Southern, RS Jr., K), Darren Grainger (Georgia State, RS Sr., QB), Tucker Gregg (Georgia State, Sr., RB), Javon Denis (Georgia State, RS Jr., DL), Michael Hayes (Georgia State, RS Jr., K), Drew Painter (James Madison, RS Sr., TE), Jailin Walker (James Madison, So., LB), Sam Kidd (James Madison, RS Sr., DB), Jordan Swann (James Madison, RS Sr., DB), Chris Smith (Louisiana, RS Jr., RB), Neal Johnson (Louisiana, Jr., TE), Johnny Lumpkin (Louisiana, RS Sr., TE), Kris Moncrief (Louisiana, Sr., LB), Caleb Thomas (ULM, Gr., DL), Quae Drake (ULM, Jr., LB), Zack Woodard (ULM, Gr., LB), Calum Sutherland (ULM, 6th Yr., K), Corey Gammage (Marshall, RS Jr., WR), Koby Cumberlander (Marshall, RS Sr., DL), Eli Neal (Marshall, Jr., LB - Memphis, Tenn.), Andre Sam (Marshall, 6th Yr., DB), Blake Watson (Old Dominion, RS Jr., RB), Alonzo Ford Jr. (Old Dominion, So., DL), R'Tarriun Johnson (Old Dominion, RS Sr., DB), Ethan Duane (Old Dominion, So., P), Carter Bradley (South Alabama, Jr., QB), Devin Voisin (South Alabama, So., WR), Wy'Kevious Thomas (South Alabama, RS So., DL), Jaden Voisin (South Alabama, So., DB), Jalen Williams (Southern Miss, RS So., DL), Daylen Gill (Southern Miss, Sr., LB), Averie Habas (Southern Miss, Jr., LB), Natrone Brooks (Southern Miss, Sr., DB), Ashtyn Hawkins (Texas State, So., WR), Jordan Revels (Texas State, Jr., LB), Tory Spears (Texas State, RS Jr., DB), Seth Keller (Texas State, RS Jr., K), Tez Johnson (Troy, So., WR), KJ Robertson (Troy, Sr., LB), Dell Pettus (Troy, Jr., DB), Craig Slocum Jr. (Troy, Sr., DB).

2021 ALL-CONFERENCE HONORS



PLAYER OF THE YEAR
Grayson McCall, Coastal Carolina




OFFENSIVE PLAYER OF THE YEAR
Jalen Tolbert, South Alabama



DEFENSIVE PLAYER OF THE YEAR
D'Marco Jackson, App State



FRESHMAN OF THE YEAR
Montrell Johnson, Louisiana



NEWCOMER OF THE YEAR
Chase Brice, App State



SUN BELT COACH OF THE YEAR
Billy Napier, Louisiana

FIRST TEAM OFFENSE

Grayson McCall, Coastal Carolina (RS So., QB)
Nate Noel, App State (So., RB)
Shermari Jones, Coastal Carolina (Sr., RB)
Max Mitchell, Louisiana (Jr., OL)
Cooper Hodges, App State (Jr., OL)
O'Cyrus Torrence, Louisiana (So., OL)
Shamarious Gilmore, Georgia State (RS Sr., OL)
Baer Hunter, App State (Super Sr., OL)
Isaiah Likely, Coastal Carolina (Sr., TE)
Jalen Tolbert, South Alabama (Jr., WR)
Jaivon Heiligh, Coastal Carolina (Sr., WR)
Corey Sutton, App State (Super Sr., WR)

FIRST TEAM DEFENSE

Josaiah Stewart, Coastal Carolina (Fr., DL)
Demetrius Taylor, App State (Super Sr., DL)
Javon Solomon, Troy (RS Fr., DL)
C.J. Brewer, Coastal Carolina (Super Sr., DL)
D'Marco Jackson, App State (Sr., LB)
Carlton Martial, Troy (Jr., LB)
Silas Kelly, Coastal Carolina (Super Sr., LB)
Steven Jones Jr., App State (Sr., DB)
Darrell Luter Jr., South Alabama (Jr., DB)
Shaun Jolly, App State (Sr., DB)
Antavious Lane, Georgia State (RS So., DB)
D'Jordan Strong, Coastal Carolina (Sr., DB)

FIRST TEAM SPECIAL TEAMS

Chandler Staton, App State (Super Sr., K)
Rhys Byrns, Louisiana (Jr., P)
Alan Lamar, Arkansas State (Sr., RS)
Chris Smith, Louisiana (RS So., AP)

SECOND TEAM OFFENSE

Levi Lewis, Louisiana (Sr., QB)
Camerun Peoples, App State (Jr., RB)
Montrell Johnson, Louisiana (Fr., RB)
Malik Sumter, Georgia State (RS Sr., OL)
Shane Vallot, Louisiana (RS Jr., OL)
Austin Stidham, Troy (Jr., OL)
Willie Lampkin, Coastal Carolina (So., OL)
Dylan Bradshaw, Troy (Sr., OL)
Roger Carter, Georgia State (Sr., TE)
Malik Williams, App State (Super Sr., WR)
Thomas Hennigan, App State (Super Sr., WR)
Corey Rucker, Arkansas State (Fr., WR)

SECOND TEAM DEFENSE

Jeffrey Gunter, Coastal Carolina (RS Sr., DL)
Kivon Bennett, Arkansas State (RS Jr., DL)
Zi'Yon Hill, Louisiana (RS Jr., DL)
CJ Wright, Georgia Southern (Sr., DL)
Will Choloh, Troy (Jr., DL)
Chauncey Manac, Louisiana (RS Sr., LB)
Trey Cobb, App State (Sr., LB)
Lorenzo McCaskill, Louisiana (RS Jr., LB)
Keith Gallmon Jr., South Alabama (Jr., DB)
Percy Butler, Louisiana (Jr., DB)
Kaiden Smith, App State (Super Sr., DB)
Eric Garror, Louisiana (Jr., DB)

SECOND TEAM SPECIAL TEAMS

Blake Grupe, Arkansas State (RS Jr., K)
Anthony Beck II, Georgia Southern (RS Jr., P)
Jalen Virgil, App State (Super Sr., RS)
Alan Lamar, Arkansas State (Sr., AP)

THIRD TEAM OFFENSE

Chase Brice, App State (Gr., QB)
Chris Smith, Louisiana (RS So., RB)
Tucker Gregg, Georgia State (Sr., RB)
Anderson Hardy, App State (Jr., OL)
Trey Carter, Coastal Carolina (Super Sr., OL)
Dalton Cooper, Texas State (Fr., OL)
Pat Bartlett, Georgia State (RS Sr., OL)
Khalil Crowder, Georgia Southern (RS Jr., OL)
Lincoln Sefcik, South Alabama (So., TE)
Tez Johnson, Troy (Fr., WR)
TeVailance Hunt, Arkansas State (Jr., WR)
Boogie Knight, ULM (Jr., WR)

THIRD TEAM DEFENSE


Richard Jibunor, Troy (So., DL)
Tayland Humphrey, Louisiana (RS Sr., DL)
Dontae Wilson, Georgia State (Sr., DL)
Andre Jones, Louisiana (RS Jr., DL)
Nick Hampton, App State (Jr., LB)
Eldrick Robinson II, Georgia Southern (Fr., LB)
Blake Carroll, Georgia State (Sr., LB)
Quavian White, Georgia State (Sr., DB)
Anthony Wilson, Georgia Southern (RS So., DB)
Alex Spillum, Coastal Carolina (RS Sr., DB)
Mekhi Garner, Louisiana (RS So., DB)
TJ Harris, Troy (Jr., DB)

THIRD TEAM SPECIAL TEAMS

Calum Sutherland, ULM (Sr., K)
Ryan Hanson, Arkansas State (RS Fr., P)
Jaivon Heiligh, Coastal Carolina (Sr., RS)
Caleb Spurlin, App State (Super Sr., AP)

Honorable Mention: Henry Pearson (App State, Sr., TE), Jordan Earle (App State, Jr., DL), T.D. Roof (App State, Sr., LB), Ryan Huff (App State, Sr., DB), Andre Harris Jr. (Arkansas State, RS Jr., OL), Emmanuel Stevenson (Arkansas State, Fr., TE), Joe Ozougwu (Arkansas State, RS Sr., DL), Elery Alexander (Arkansas State, Sr., DB), Braydon Bennett (Coastal Carolina, RS Fr., RB), Kameron Brown (Coastal Carolina, Super Sr., WR), Teddy Gallagher (Coastal Carolina, Super Sr., LB), Enock Makonzo (Coastal Carolina, RS Sr., SPUR), Logan Wright (Georgia Southern, RS Sr., RB), Aaron Dowdell (Georgia Southern, Super Sr., OL), Khaleb Hood (Georgia Southern, Jr., WR), Justin Ellis (Georgia Southern, RS Sr., DL), Jamyest Williams (Georgia State, RS Sr., RB), Aubry Payne (Georgia State, RS Sr., TE), Thomas Gore (Georgia State, RS So., DL), Jordan Veneziale (Georgia State, Jr., LB), Johnny Lumpkin (Louisiana, RS Jr., TE), Michael Jefferson (Louisiana, Jr., WR), Ferrod Gardner (Louisiana, RS Sr., LB), Bralen Trahan (Louisiana, RS Jr., DB), Ty Shelby (ULM, Gr., DL), Caleb Thomas (ULM, Jr., DL), Traveion Webster (ULM, Sr., LB), Zack Woodard (ULM, Jr., LB), Jake Bentley (South Alabama, Sr., QB), Jalen Wayne (South Alabama, Jr., WR), Wy'Kevious Thomas (South Alabama, RS Fr., DL), Jack Brooks (South Alabama, So., P), Kyle Hergel (Texas State, So., OL), Jordan Revels (Texas State, So., DL), Caeveon Patton (Texas State, Sr., DL), Seth Keller (Texas State, So., K), Kimani Vidal (Troy, Fr., RB), KJ Robertson (Troy, Jr., LB), Reddy Steward (Troy, So., DB), Cameron Kaye (Troy, Sr., LS)

2020 ALL-CONFERENCE HONORS



PLAYER OF THE YEAR
Grayson McCall, Coastal Carolina



OFFENSIVE PLAYER OF THE YEAR
Jonathan Adams, Arkansas State



DEFENSIVE PLAYER OF THE YEAR
Tarron Jackson, Coastal Carolina



FRESHMAN OF THE YEAR
Grayson McCall, Coastal Carolina



NEWCOMER OF THE YEAR
D'Jordan Strong, Coastal Carolina



SUN BELT COACH OF THE YEAR
Jarney Chadwell, Coastal Carolina

FIRST TEAM OFFENSE

Grayson McCall, Coastal Carolina, QB
CJ Marable, Coastal Carolina, RB
Elijah Mitchell, Louisiana, RB
Isaiah Likely, Coastal Carolina, TE
Jonathan Adams, Arkansas State, WR
Jaivon Heiligh, Coastal Carolina, WR
Jalen Tolbert, South Alabama, WR
Noah Hannon, App State, OL
Trey Carter, Coastal Carolina, OL
Shamarious Gilmore, Georgia State, OL
Austin Stidham, Troy, OL
Baer Hunter, App State, OL

FIRST TEAM DEFENSE

Tarron Jackson, Coastal Carolina, DL
Demetrius Taylor, App State, DL
Raymond Johnson, Georgia Southern, DL
Jeffrey Gunter, Coastal Carolina, DL
C.J. Brewer, Coastal Carolina, DL
Carlton Martial, Troy, LB
Justin Rice, Arkansas State, LB
Riley Cole, South Alabama, LB
D'Jordan Strong, Coastal Carolina, DB
Shemar Jean-Charles, App State, DB
Shaun Jolly, App State, DB
Derrick Canteen, Georgia Southern, DB

FIRST TEAM SPECIAL TEAMS

Noel Ruiz, Georgia State, K
Jack Martin, Troy, P
Chris Smith, Louisiana, RS
CJ Marable, Coastal Carolina, AP

SECOND TEAM OFFENSE

Levi Lewis, Louisiana, QB
Trey Ragas, Louisiana, RB
Camerun Peoples, App State, RB
Josh Pederson, ULM, TE
Kawaan Baker, South Alabama, WR
Kaylon Geiger, Troy, WR
Sam Pinckney, Georgia State, WR
O'Cyrus Torrence, Louisiana, OL
Cooper Hodges, App State, OL
Dylan Bradshaw, Troy, OL
Willie Lampkin, Coastal Carolina, OL
Max Mitchell, Louisiana, OL

SECOND TEAM DEFENSE

Will Choloh, Troy, DL
Zi'Yon Hill, Louisiana, DL
Forrest Merrill, Arkansas State, DL
Hardrick Willis, Georgia State, DL
Silas Kelly, Coastal Carolina, LB
Rashad Byrd, Georgia Southern, LB
D'Marco Jackson, App State, LB
Bralen Trahan, Louisiana, DB
Quavian White, Georgia State, DB
Terence Dunlap, Troy, DB
Jarron Morris, Texas State, DB
Antavious Lane, Georgia State, DB

SECOND TEAM SPECIAL TEAMS

Massimo Biscardi, Coastal Carolina, K
Rhys Byrns, Louisiana, P
Jeremiah Haydel, Texas State, RS
Jeremiah Haydel, Texas State, AP

THIRD TEAM OFFENSE

Zac Thomas, App State, QB
Destin Coates, Georgia State, RB
Daetrich Harrington, App State, RB
Thomas Hennigan, App State, WR
Marcell Barbee, Texas State, WR
Malik Williams, App State, WR
Roger Carter, Georgia State, TE
Ken Marks, Louisiana, OL
Ryan Neuzil, App State, OL
Aaron Dowdell, Georgia Southern, OL
Sam Thompson, Coastal Carolina, OL
Shane Vallot, Louisiana, OL

THIRD TEAM DEFENSE

Nico Ezidore, Texas State, DL
Richard Jibunor, Troy, DL
Dontae Wilson, Georgia State, DL
Jeremiah Littles, South Alabama, DL
Jordan Strachan, Georgia State, LB
Lorenzo McCaskill, Louisiana, LB
Teddy Gallagher, Coastal Carolina, LB
Keith Gallmon, South Alabama, DB
Eric Garror, Louisiana, DB
Alex Spillum, Coastal Carolina, DB
Kaiden Smith, App State, DB
Dell Pettus, Troy, DB

THIRD TEAM SPECIAL TEAMS

Diego Guajardo, South Alabama, K
Anthony Beck, Georgia Southern, P
Jalen Virgil, App State, RS
Chris Smith, Louisiana, AP

Honorable Mention: Brendan Harrington, App State, LB; Ryan Huff, App State, DB; Caleb Spurlin, App State, DE; Henry Pearson, App State, TE; TW Ayers, Arkansas State, DE/TE; Logan Bonner, Arkansas State, QB; Brandon Bowling, Arkansas State, WR; Layne Hatcher, Arkansas State, QB; Enoch Makonzo, Coastal Carolina, SPUR; Antwine Loper, Coastal Carolina, OL; Reese White, Coastal Carolina, RB; Steven Bedosky, Coastal Carolina, OL; JD King, Georgia Southern, RB; Ryan Langan, Georgia Southern, LS; Shai Werts, Georgia Southern, QB; Anthony Wilson, Georgia Southern, S; Blake Carroll, Georgia State, LB; Cornelius McCoy, Georgia State, WR; Trajan Stephens-McQueen, Georgia State, LB; Malik Sumter, Georgia State, OL; Ferrod Gardner, Louisiana, LB; Tayland Humphrey, Louisiana, DL; Mekhi Garner, Louisiana, CB; Percy Butler, Louisiana, S; Austin Hawley, ULM, DB; Evan Henry, ULM, DL; Ty Shelby, ULM, DL; Traveion Webster, ULM, LB; Brandon Crum, South Alabama, TE; Carlos Davis, South Alabama, RB; Gi'Narious Johnson, South Alabama, DL; Nick Mobley, South Alabama, LB; Russell Baker, Texas State, OL; Dalton Cooper, Texas State, OL; Seamus O'Kelly, Texas State, P; Brock Sturges, Texas State, RB; Javon Solomon, Troy, DL; Kimani Vidal, Troy, RB; Reggie Todd, Troy, WR; K.J. Robertson, Troy, LB.

2019 ALL-CONFERENCE HONORS



PLAYER OF THE YEAR
Omar Bayless, Arkansas State



OFFENSIVE PLAYER OF THE YEAR
Darrynton Evans, App State



DEFENSIVE PLAYER OF THE YEAR
Akeem Davis-Gaither, App State



FRESHMAN OF THE YEAR
Layne Hatcher, Arkansas State



NEWCOMER OF THE YEAR
Kaylon Geiger, Troy



SUN BELT COACH OF THE YEAR
Billy Napier, Louisiana

FIRST TEAM OFFENSE

Kaleb Barker (Troy, Sr., QB)
Darrynton Evans (App State, Jr., RB)
Tra Barnett (Georgia State, Sr., RB)
Omar Bayless (Arkansas State, R Sr., WR)
Kirk Merritt (Arkansas State, Sr., WR)
Kaylon Geiger (Troy, Jr., WR)
Josh Pederson (ULM, Jr., TE)
Noah Hannon (App State, Jr., OL)
Victor Johnson (App State, Sr., OL)
Hunter Atkinson (Georgia State, Sr., OL)
Kevin Dotson (Louisiana, Sr., OL)
Robert Hunt (Louisiana, Sr., OL)

FIRST TEAM DEFENSE

Demetrius Taylor (App State, Jr., DL)
William Bradley-King (Arkansas State, Jr., DL)
Tarron Jackson (Coastal Carolina, Jr., DL)
Raymond Johnson III (Georgia Southern, Jr., DL)
Akeem Davis-Gaither (App State, Sr., LB)
Bryan London II (Texas State, Sr., LB)
Carlton Martial (Troy, So., LB)
Shaun Jolly (App State, So., DB)
Darreon Jackson (Arkansas State, Sr., DB)
Kindle Vildor (Georgia Southern, Sr., DB)
Corey Straughter (ULM, Jr., DB)
Will Sunderland (Troy, Sr., DB)

FIRST TEAM SPECIAL TEAMS

Blake Grupe (Arkansas State, So., PK)
Cody Grace (Arkansas State, Sr., P)
Raymond Calais (Louisiana, Sr., RS)
Tra Minter (South Alabama, Sr., AP)

SECOND TEAM OFFENSE

Dan Ellington (Georgia State, Sr., QB)
Elijah Mitchell (Louisiana, Jr., RB)
Josh Johnson (ULM, Jr., RB)
Thomas Hennigan (App State, Jr., WR)
Corey Sutton (App State, Jr., WR)
JaMarcus Bradley (Louisiana, Sr., WR)
Aubry Payne (Georgia State, Jr., TE)
Cooper Hodges (App State, Fr., OL)
Baer Hunter (App State, Jr., OL)
Bobby Reynolds (ULM, Sr., OL)
Aaron Brewer (Texas State, Sr., OT)
J.I. Gaston (Troy, Sr., OL)

SECOND TEAM DEFENSE

Kevin Thurmon (Arkansas State, Sr., DL)
Zi'Yon Hill (Louisiana, So., DL)
Jeffery Whatley (South Alabama, Sr., DL)
Will Choloh (Troy, So., DL)
Jordan Fehr (App State, Sr., LB)
Rashad Byrd (Georgia Southern, Jr., LB)
Joe Dillon (Louisiana, Jr., LB)
Cortez Sisco (ULM, Sr., LB)
Josh Thomas (App State, Sr., DB)
B.J. Edmonds (Arkansas State, Sr., DB)
Chandler Kryst (Coastal Carolina, Sr., DB)
Michael Jacquet III (Louisiana, Sr., DB)

SECOND TEAM SPECIAL TEAMS

Tyler Bass (Georgia Southern, Sr., PK)
Rhys Byrns (Louisiana, So., P)
Darrynton Evans (App State, Jr., AP)
Darrynton Evans (App State, Jr., RS)

THIRD TEAM OFFENSE

Zac Thomas (App State, Jr., QB)
Raymond Calais (Louisiana, Sr., RB)
Trey Ragas (Louisiana, Jr., RB)
Jonathan Adams (Arkansas State, Jr., WR)
Cornelius McCoy (Georgia State, So., WR)
Reggie Todd (Troy, Jr., WR)
Isaiah Likely (Coastal Carolina, So., TE)
Jarrett Horst (Arkansas State, So., OL)
Jacob Still (Arkansas State, Jr., OL)
Trey Carter (Coastal Carolina, Jr., OL)
Shamarious Gilmore (Georgia State, Jr., OL)
Kirk Kelley (Troy, Sr., OL)

THIRD TEAM DEFENSE


E.J. Scott (App State, Sr., DL)
C.J. Brewer (Coastal Carolina, Jr., DL)
Sterling Johnson (Coastal Carolina, Sr., DL)
Donald Louis (ULM, Sr., DL)
Marcus Webb (Troy, Sr., DL)
Tajhea Chambers (Arkansas State, Jr., LB)
Teddy Gallagher (Coastal Carolina, Jr., LB)
Nikolas Daniels (Texas State, Sr., LB)
Desmond Franklin (App State, Sr., DB)
Monquavion Brinson (Georgia Southern, Sr., DB)
Kenderick Duncan Jr. (Georgia Southern, So., DB)
Travis Reed, South Alabama, Sr., DB)

THIRD TEAM SPECIAL TEAMS

Stevie Artigue (Louisiana, Sr., PK)
Tyler Sumpter (Troy, Jr., P)
Reggie Todd (Troy, Jr., RS)
Raymond Calais (Louisiana, Sr., AP)

Honorable Mention: Noel Cook (App State, Jr., LB); Ryan Neuzil (App State, Jr., OL); Marcus Williams Jr. (App State, Jr., RB); Malik Williams (App State, Jr., WR); Caleb Bonner (Arkansas State, Jr., LB); Andre Harris Jr. (Arkansas State, So., OL); Marcel Murray (Arkansas State, So., RB); Ivory Scott (Arkansas State, Jr., OL); Shadell Bell (Coastal Carolina, R Sr., TE); Jaivon Heiligh (Coastal Carolina, So., WR); Ethan Howard (Coastal Carolina, R Sr., OL); CJ Marable (Coastal Carolina, Jr., RB); Shai Werts (Georgia Southern, Jr., QB); Wesley Kennedy III (Georgia Southern, Jr., RB); J.D. King (Georgia Southern, Jr., RB); Reynard Ellis (Georgia Southern, R So., LB); Roger Carter (Georgia State, Jr., TE); Malik Sumter (Georgia State, R So., C); Hardrick Willis (Georgia State, R So., DE); Dontae Wilson (Georgia State, Jr., NG); Jacques Boudreaux (Louisiana, Sr., LB); Jarrod Jackson (Louisiana, R Sr., WR); Chauncey Manac (Louisiana, Jr., LB); Nick Ralston (Louisiana, Gr., TE); Caleb Evans (ULM, Sr., QB); Markis McCray (ULM, R Sr., WR); Larence Shaw (ULM, Sr., DL); Eastwood Thomas (ULM, R Sr., OL); Kawaan Baker (South Alabama, Jr., WR); Sean Brown (South Alabama, Sr., DL); Riley Cole (South Alabama, Jr., LB); Jacob Shoemaker (South Alabama, Jr., OL); Jarron Morris (Texas State, So., CB); Cae-veon Patton (Texas State, Jr., DT); Hutch White (Texas State, Sr., WR); Khambrail Winters (Texas State, Fr., CB); Dylan Bradshaw (Troy, Jr., OL); Khalil McClain (Troy, Jr., WR); Dell Pettus (Troy, Fr., DB); Austin Stidham (Troy, R So., OL).

2018 ALL-CONFERENCE HONORS



PLAYER OF THE YEAR
Justice Hansen, Arkansas State



OFFENSIVE PLAYER OF THE YEAR
Zac Thomas, App State



DEFENSIVE PLAYER OF THE YEAR
Ronheen Bingham, Arkansas State



FRESHMAN OF THE YEAR
Marcel Murray, Arkansas State



NEWCOMER OF THE YEAR
Kirk Merritt, Arkansas State



SUN BELT COACH OF THE YEAR
Scott Satterfield, App State

FIRST TEAM OFFENSE

Justice Hansen (Arkansas State, R-Sr., QB)
Darrynton Evans (App State, So., RB)
B.J. Smith (Troy, Jr., RB)
Kirk Merritt (Arkansas State, Jr., WR)
Marcus Green (ULM, Sr., WR)
Darnion Willis (Troy, Sr., WR)
Keenen Brown (Texas State, Sr., TE)
Victor Johnson (App State, Jr., OL)
Lanard Bonner (Arkansas State, Sr., OL)
Curtis Rainey (Georgia Southern, Sr., OL)
Kevin Dotson (Louisiana, Jr., OL)
Kirk Kelley (Troy, Jr., OL)

FIRST TEAM DEFENSE

MyQuon Stout (App State, Sr., DL)
Ronheen Bingham (Arkansas State, Sr., DL)
Jeffrey Gunter (Coastal Carolina, So., DL)
Trevon Sanders (Troy, Sr., DL)
Jordan Fehr (App State, Jr., LB)
Bryan London II (Texas State, Jr., LB)
Hunter Reese (Troy, Sr., LB)
Clifton Duck (App State, Jr., DB)
Desmond Franklin (App State, Jr., DB)
Justin Clifton (Arkansas State, Sr., DB)
Kindle Vildor (Georgia Southern, Jr., DB)
Cedarius Rookard (Troy, Sr., DB)

FIRST TEAM SPECIAL TEAMS

Tyler Bass (Georgia Southern, R-Jr., PK)
Brandon Wright (Georgia State, R-Jr., P)
Marcus Jones (Troy, So., RS)
Marcus Green (ULM, Sr., AP)

SECOND TEAM OFFENSE

Zac Thomas (App State, So., QB)
Elijah Mitchell (Louisiana, So., RB)
Wesley Fields (Georgia Southern, Sr., RB)
Corey Sutton (App State, So., WR)
Justin McInnis (Arkansas State, Sr., WR)
Jamarius Way (South Alabama, Sr., WR)
Javonis Isaac (Arkansas State, So., TE)
Chandler Greer (App State, Sr., OL)
Noah Hannon (App State, So., OL)
Jeremiah Culbreth (Georgia Southern, Sr., OL)
Robert Hunt (Louisiana, Jr., OL)
Deontae Crumitie (Troy, Sr., OL)

SECOND TEAM DEFENSE

Forrest Merrill (Arkansas State, Jr., DL)
Raymond Johnson III (Georgia Southern, So., DL)
Tyree Turner (South Alabama, Jr., DL)
Akeem Davis-Gaither (App State, Jr., LB)
David Griffith (ULM, Sr., LB)
Bull Barge (South Alabama, Sr., LB)
Tron Folsom (Troy, Jr., LB)
Jerry Jacobs (Arkansas State, So., DB)
Monquavion Brinson (Georgia Southern, Jr., DB)
Nigel Lawrence (South Alabama, Sr., DB)
Marcus Jones (Troy, So., DB)

SECOND TEAM SPECIAL TEAMS

Tyler Sumpter (Troy, So., PK)
Tra Minter (South Alabama, Jr., RS)
Tra Minter (South Alabama, Jr., AP)

THIRD TEAM OFFENSE

Caleb Evans (ULM, Jr., QB)
Marcel Murray (Arkansas State, Fr.)
Trey Ragas (Louisiana, So., RB)
Penny Hart (Georgia State, Jr., WR)
JaMarcus Bradley (Louisiana, Jr., WR)
Deondre Douglas (Troy, Sr., WR)
Collin Reed (App State, Jr., TE)
Hunter Atkinson (Georgia State, Jr., OL)
T.J. Fialoa (ULM, So., OL)
Bobby Reynolds (ULM, Jr., OL)
Tristan Crowder (Troy, Jr., OL)
J.L. Gaston (Troy, Jr., OL)

THIRD TEAM DEFENSE

Tarron Jackson (Coastal Carolina, So., DL)
Logan Hunt (Georgia Southern, Sr., DL)
Zi'Yon Hill (Louisiana, R-Fr., DL)
Antione Barker (Troy, Jr., DL)
Jarvis Hayes (Troy, Jr., DL)
Anthony Flory (App State, Sr., LB)
Jacques Boudreaux (Louisiana, Jr., LB)
Nikolas Daniels (Texas State, Jr., LB)
Tae Hayes (App State, Sr., DB)
Darreon Jackson (Arkansas State, R-Jr., DB)
Blace Brown (Troy, Sr., DB)
Tyler Murray (Troy, So., DB)

THIRD TEAM SPECIAL TEAMS

Massimo Biscardi (Coastal Carolina, Fr., PK)
Tyler Sumpter (Troy, So., P)
Clifton Duck (App State, Jr., RS)
Darrynton Evans (App State, So., AP)

Honorable Mention: Noel Cook (App State, Jr., LB); Ryan Neuzil (App State, So., OL); Henry Pearson (App State, Fr., TE); Josh Thomas (App State, Jr., DB); Omar Bayless (Arkansas State, R-Jr., WR); Jacob Still (Arkansas State, R-So., OL); Kevin Thurmon (Arkansas State, R-Jr., DL); Warren Wand (Arkansas State, Sr., RB); Trey Carter (Coastal Carolina, So., OL); Silas Kelly (Coastal Carolina, So., LB); Connor Kubala (Coastal Carolina, Sr., LS); Malcolm Williams (Coastal Carolina, Sr., WR); Rashad Byrd (Georgia Southern, R-So., LB); Wesley Kennedy III (Georgia Southern, So., RB); Ty Phillips (Georgia Southern, Jr., DL); Shai Werts (Georgia Southern, R-So., QB); Dan Ellington (Georgia State, Jr., QB); Shamariious Gilmore (Georgia State, R-So., OL); Cornelius McCoy (Georgia State, Fr., WR); Terry Thomas (Georgia State, Jr., DL); Raymond Calais (Louisiana, Jr., RB); Bennie Higgins (Louisiana, Jr., DE); Justin Middleton (Louisiana, Sr., LB); Kyle Pfau (Louisiana, Sr., PK); Derrick Gore (ULM, Sr., RB); Marcus Hubbard (ULM, Sr., DB); Donald Louis Jr (ULM, Jr., DL); Jaylen Veasley (ULM, Jr., DL); Ryan Alexander (South Alabama, Jr., OL); Kawaan Baker (South Alabama, So., WR); Jordon Beaton (South Alabama, Jr., DL); Darian Mills (South Alabama, Sr., DB); Aaron Brewer (Texas State, Jr., OL); Frankie Griffin (Texas State, Sr., LB); Jeremiah Haydel (Texas State, So., WR); Hutch White (Texas State, Jr., WR); Sidney Davis (Troy, Sr., WR); Terence Dunlap (Troy, So., DB); Melvin Tyus (Troy, Jr., DB); Marcus Webb (Troy, Jr., DL).



2017 ALL-CONFERENCE HONORS



PLAYER OF THE YEAR
Ja'Von Rolland-Jones, Arkansas State



OFFENSIVE PLAYER OF THE YEAR
Justice Hansen, Arkansas State



DEFENSIVE PLAYER OF THE YEAR
Jeremy Reaves, South Alabama



FRESHMAN OF THE YEAR
Ron LaForce, New Mexico State



NEWCOMER OF THE YEAR
Marcus Jones, Troy



SUN BELT COACH OF THE YEAR
Neal Brown, Troy

FIRST TEAM OFFENSE

QB - Justice Hansen, Arkansas State
RB - Jalin Moore, App State
RB - Aaron Duckworth, Idaho
WR - Ike Lewis, App State
WR - Penny Hart, Georgia State
WR - Jaleel Scott, New Mexico State
TE - Blake Mack, Arkansas State
OL - Colby Gossett, App State
OL - Beau Nunn, App State
OL - Victor Johnson, App State
OL - Lanard Bonner, Arkansas State
OL - Steven Rowzee, Troy

FIRST TEAM DEFENSE

DL - Tee Sims, App State
DL - Ja'Von Rolland-Jones, Arkansas State
DL - Aikeem Coleman, Idaho
DL - Cedric Wilcots II, New Mexico State
DL - Hunter Reese, Troy
LB - Eric Boggs, App State
LB - Tony Lashley, Idaho
LB - Dalton Herrington, New Mexico State
DB - Clifton Duck, App State
DB - Blaise Taylor, Arkansas State
DB - Jeremy Reaves, South Alabama
DB - Blace Brown, Troy

FIRST TEAM SPECIAL TEAMS

PK - Gavin Patterson, South Alabama
P - Corliss Waitman, South Alabama
RS - Marcus Green, ULM
AP - Marcus Green, ULM

SECOND TEAM OFFENSE

QB - Taylor Lamb, App State
RB - Larry Rose III, New Mexico State
RB - Jordan Chunn, Troy
WR - Chris Murray, Arkansas State
WR - Jamarius Way, South Alabama
WR - Deondre Douglas, Troy
TE - Gabe Schrade, Texas State
OL - Noah Johnson, Idaho
OL - Kevin Dotson, Louisiana
OL - Noah Fisher, South Alabama
OL - Deontae Crumitie, Troy
OL - Tristan Crowder, Troy

SECOND TEAM DEFENSE

DL - Ronheen Bingham, Arkansas State
DL - Logan Hunt, Georgia Southern
DL - Jamal Stadm, Troy
DL - Trevon Sanders, Troy
LB - Kyle Wilson, Arkansas State
LB - Shane Johnson, Coastal Carolina
LB - Kaden Elliss, Idaho
LB - Tron Folsom, Troy
DB - Tae Hayes, App State
DB - Justin Clifton, Arkansas State
DB - Monquavion Brinson, Georgia Southern
DB - Ron LaForce, New Mexico State

SECOND TEAM SPECIAL TEAMS

PK - Tyler Bass, Georgia Southern
P - Cade Coffey, Idaho
RS - Marcus Jones, Troy
AP - Marcus Jones, Troy

THIRD TEAM OFFENSE

QB - Tyler Rogers, New Mexico State
RB - Osharmar Abercrombie, Coastal Carolina
RB - Trey Ragas, Louisiana
WR - Justin McInnis, Arkansas State
WR - Malcolm Williams, Coastal Carolina
WR - RJ Turner, ULM
TE - Chase Rogers, Louisiana
OL - Jaypee Philbert, Arkansas State
OL - Grant Horst, Louisiana
OL - Frank Sutton, ULM
OL - Aaron Brewer, Texas State
OL - Kirk Kelley, Troy

THIRD TEAM DEFENSE

DL - Caleb Fuller, App State
DL - Caleb Caston, Arkansas State
DL - Marterious Allen, Georgia State
DL - Joe Dillon, Louisiana
LB - Devan Stringer, App State
LB - Michael Shaw, Georgia State
LB - Frankie Griffin, Texas State
DB - A.J. Howard, App State
DB - Chandon Sullivan, Georgia State
DB - Tracy Walker, Louisiana
DB - Shamad Lomax, New Mexico State
DB - Cedarius Rookard, Troy

THIRD TEAM SPECIAL TEAMS

PK - Sawyer Williams, Arkansas State
P - Cody Grace, Arkansas State
RS - Blaise Taylor, Arkansas State
AP - Glenn Smith, Georgia State

Honorable Mention: Anthony Flory (App State, LB, Jr.); Thomas Hennigan (App State, WR, Fr.); Collin Reed (App State, TE, So.); Myquon Stout (App State, DL, Jr.); Omar Bayless (Arkansas State, WR, So.); BJ Edmonds (Arkansas State, DB, So.); Dee Liner (Arkansas State, DL, Sr.); Jacob Still (Arkansas State, OL, Fr.); Trey Carter (Coastal Carolina, OL, RS-Fr.); Chris Jones (Coastal Carolina, WR, Sr.); Silas Kelly (Coastal Carolina, LB, RS-Fr.); Evan Rabon (Coastal Carolina, P, Jr.); Wesley Fields (Georgia Southern, RB, Jr.); Raymond Johnson III (Georgia Southern, DL, Fr.); Curtis Rainey (Georgia Southern, OL, Jr.); Shai Werts (Georgia Southern, QB, RS-Fr.); Shamarius Gilmore (Georgia State, OL, RS-Fr.); Julien Laurent (Georgia State, DL, RS-Sr.); Connor Manning (Georgia State, QB, RS-Sr.); Bryan Williams (Georgia State, DB, RS-Sr.); Arie Anderson (Idaho, DL, Sr.); Ed Hall (Idaho, LB, Jr.); Leonard Hazewood (Idaho, LB, Sr.); Alfonso Onunwor (Idaho, WR, Sr.); Ja'Marcus Bradley (Louisiana, WR, So.); Raynard Ford (Louisiana, TE, Sr.); Taboris Lee (Louisiana, DL, Sr.); Kevon Perry (Louisiana, DL, Sr.); Caleb Evans (ULM, QB, So.); David Griffith (ULM, LB, Jr.); Caleb Tucker (ULM, DL, RS-Sr.); Brian Williams (ULM, WR, Sr.); OJ Clark (New Mexico State, WR, RS-So.); Terrill Hanks (New Mexico State, LB, Jr.); Roy Lopez (New Mexico State, DL, So.); Anthony Muse (New Mexico State, WR, RS-So.); Bull Barge (South Alabama, LB, Jr.); Nigel Lawrence (South Alabama, DB, Jr.); Finessé Middleton (South Alabama, DL, Sr.); Darrell Songy (South Alabama, LB, Sr.); Elijah King (Texas State, WR, Sr.); Bryan London II (Texas State, LB, So.); Gabe Loyd (Texas State, LB, Sr.); Jordan Mittie (Texas State, DL, So.); Antione Barker (Troy, DL, So.); Brandon Silvers (Troy, QB, Sr.); Marcus Webb (Troy, DL, So.); Darnion Willis (Troy, WR, Jr.).

2016 ALL-CONFERENCE HONORS



PLAYER OF THE YEAR
Ja'Von Rolland-Jones, Arkansas State



OFFENSIVE PLAYER OF THE YEAR
Jalin Moore, App State



DEFENSIVE PLAYER OF THE YEAR
Rashad Dillard, Troy



FRESHMAN OF THE YEAR
Clifton Duck, App State



NEWCOMER OF THE YEAR
Aikeem Coleman, Idaho



SUN BELT COACH OF THE YEAR
Paul Petrino, Idaho

FIRST TEAM OFFENSE

QB - Brandon Silvers, Troy
RB - Jalin Moore, App State
RB - Jordan Chunn, Troy
WR - Robert Davis, Georgia State
WR - Al Riles, Louisiana
WR - Emanuel Thompson, Troy
TE - Gerald Everett, South Alabama
OL - Parker Collins, App State
OL - Colby Gossett, App State
OL - Jernar Clark, Arkansas State
OL - Andy Kwon, Georgia Southern
OL - Antonio Garcia, Troy

FIRST TEAM DEFENSE

DL - Chris Odom, Arkansas State
DL - Ja'Von Rolland-Jones, Arkansas State
DL - Randy Allen, South Alabama
DL - Rashad Dillard, Troy
LB - Ironhead Gallon, Georgia Southern
LB - Otha Peters, Louisiana
LB - Rodney Butler, New Mexico State
DB - Clifton Duck, App State
DB - Mondo Williams, App State
DB - Money Hunter, Arkansas State
DB - Bobby Baker, Georgia State
DB - Jeremy Reaves, South Alabama

FIRST TEAM SPECIAL TEAMS

PK - Younghoe Koo, Georgia Southern
P - Austin Rehkow, Idaho
RS - Jabir Frye, Troy
AP - Jordan Chunn, Troy

SECOND TEAM OFFENSE

QB - Matt Linehan, Idaho
RB - Marcus Cox, App State
RB - Elijah McGuire, Louisiana
WR - Shaedon Meadors, App State
WR - Josh Magee, South Alabama
WR - Deondre Douglas, Troy
TE - Blake Mack, Arkansas State
OL - Beau Nunn, App State
OL - Colton Jackson, Arkansas State
OL - Steve Matlock, Idaho
OL - Jeff Savage, ULM
OL - Tyler Lassiter, Troy

SECOND TEAM DEFENSE

DL - Dezmin Reed, App State
DL - Tee Sims, App State
DL - Aikeem Coleman, Idaho
DL - Tueni Lupeamanu, Idaho
DL - Joe Dillon, Louisiana
LB - Eric Boggs, App State
LB - Kennan Gilchrist, App State
LB - Xavier Woodson-Luster, Arkansas State
DB - Cody Brown, Arkansas State
DB - Justin Clifton, Arkansas State
DB - Jaden Wright, New Mexico State
DB - Jalen Rountree, Troy

SECOND TEAM SPECIAL TEAMS

PK - Austin Rehkow, Idaho
P - Brandon McKee, South Alabama
RS - Blaise Taylor, Arkansas State
AP - Warren Ward, Arkansas State

Sun Belt Conference Newcomer Team: Vic Johnson (App State, Fr, OL); Kyle Wilson (Arkansas State, Jr, LB); Ukeme Eligwe (Georgia Southern, Jr, LB); Conner Manning (Georgia State, Jr, QB); Noah Johnson (Idaho, Fr, OL); Kevin Dotson (Louisiana, Fr, OL); Dayton Balvantz (ULM, Sr, P); Sage Doxtater (New Mexico State, Fr, OL); Kris Weatherspoon (Troy, Jr, DB); Darrell Songy (South Alabama, Jr, LB); Bryan London (Texas State, RS Fr, LB).

Honorable Mention: Barrett Burns (App State, Sr, TE); A.J. Howard (App State, So, DB); Taylor Lamb (App State, Jr, QB); Myquon Stout (App State, So, DL); Justice Hansen (Arkansas State, So, QB); Chris Humes (Arkansas State, Sr, DB); Waylon Roberson (Arkansas State, Sr, DL); Kendall Sanders (Arkansas State, Sr, WR); Kevin Ellison (Georgia Southern, DB, Sr, QB); Darius Jones, Jr. (Georgia Southern, Sr, CB); Ukeme Eligwe (Georgia Southern, Jr, LB); BJ Johnson III (Georgia Southern, Sr, WR); Shawanye Lawrence (Georgia State, Sr, DL); Alonzo McGee (Georgia State, Sr, LB); Keith Rucker (Georgia State, Sr, TE); Chandon Sullivan (Georgia State, Jr, DB); Trent Cowan (Idaho, Sr, TE); Kaden Elliss (Idaho, So, LB); Tony Lashley (Idaho, So, LB); Jordan Rose (Idaho, Jr, OL); Keenan Barnes (Louisiana, So, WR); Karmichael Dunbar (Louisiana, Sr, DL); Eddie Gordon (Louisiana, Sr, OL); Tre'maine Lightfoot (Louisiana, Sr, LB); Justin Backus (ULM, Sr, DB); David Griffith (ULM, So, LB); Ajalen Holley (ULM, Sr, WR); Frank Sutton, Jr. (ULM, Jr, OL); Kourtland Busby (New Mexico State, Jr, DL); Greg Hogan (New Mexico State, Jr, WR); Anthony McMeans (New Mexico State, Sr, OL); Tyler Rogers (New Mexico State, Sr, QB); Roman Buchanan (South Alabama, Sr, LB); Kalen Jackson (South Alabama, Sr, DB); Xavier Johnson (South Alabama, Jr, RB/RS); Kevin Kutchera (South Alabama, Sr, WR); Ryan Kay (Troy, Sr, PK); William Lloyd (Troy, Sr, LB); Kamryn Melton (Troy, Jr, DB); Baron Poole (Troy, Jr, DL); Aaron Brewer (Texas State, Fr, OL); Bryan London (Texas State, RS Fr, LB); Gabe Loyd (Texas State, Jr, LB); Jordan Mittie (Texas State, RS Fr, DE).



2015 ALL-CONFERENCE HONORS



PLAYER OF THE YEAR
Nick Arbuckle, Georgia State



OFFENSIVE PLAYER OF THE YEAR
Larry Rose III, New Mexico State



DEFENSIVE PLAYER OF THE YEAR
Ronald Blair, App State



FRESHMAN OF THE YEAR
Penny Hart, Georgia State



SUN BELT COACH OF THE YEAR
Trent Miles, Georgia State

FIRST TEAM OFFENSE

QB - Nick Arbuckle, Georgia State
RB - Matt Breida, Georgia Southern
RB - Larry Rose III, New Mexico State
WR - Robert Davis, Georgia State
WR - Penny Hart, Georgia State
WR - Jamal Robinson, Louisiana
TE - Gerald Everett, South Alabama
OL - Jesse Chapman, App State
OL - Jemar Clark, Arkansas State
OL - Colton Jackson, Arkansas State
OL - Darien Foreman, Georgia Southern
OL - Joseph Scelfo, South Alabama

FIRST TEAM DEFENSE

DL - Ronald Blair, App State
DL - Ja'Von Rolland-Jones, Arkansas State
DL - Quinton Bradley, Idaho
DL - Tyler Roberts, Troy
LB - John Law, App State
LB - Dominique Tovell, Louisiana
LB - Hunter Kissinger, ULM
LB - Blake Dees, South Alabama
DB - Latrell Gibbs, App State
DB - Rocky Hayes, Arkansas State
DB - Antonio Glover, Georgia Southern
DB - Tarris Batiste, Georgia State

FIRST TEAM SPECIAL TEAMS

P - Austin Rehkow, Idaho
K - Zach Matics, App State
RS - Derek Keaton, Georgia Southern
AP - J.D. McKissic, Arkansas State

SECOND TEAM OFFENSE

QB - Fredi Knighten, Arkansas State
RB - Marcus Cox, App State
RB - Michael Gordon, Arkansas State
WR - Tres Houston, Arkansas State
WR - J.D. McKissic, Arkansas State
WR - Teddy Ruben, Troy
TE - Keith Rucker, Georgia State
OL - Parker Collins, App State
OL - Davante Harris, App State
OL - Andy Kwon, Georgia Southern
OL - Chris May, South Alabama
OL - Dalton Bennett, Troy

SECOND TEAM DEFENSE

DL - Chris Stone, Arkansas State
DL - Bernard Dawson, Georgia Southern
DL - Jay Ellison, Georgia Southern
DL - Gerrard Johnson, ULM
LB - Eric Boggs, App State
LB - Xavier Woodson, Arkansas State
LB - Joseph Peterson, Georgia State
DB - Cody Brown, Arkansas State
DB - Savion Brown, Louisiana
DB - Roman Buchanan, South Alabama
DB - Jeremy Reaves, South Alabama
DB - Montres Kitchens, Troy

SECOND TEAM SPECIAL TEAMS

P - Wil Lutz, Georgia State
K - Austin Rehkow, Idaho
RS - Teddy Ruben, Troy
AP - Teddy Ruben, Troy

Sun Belt Conference Newcomer Team: Jalin Moore (App State, Fr., RB); Warren Wand (Arkansas State, Fr., RB); Wesley Fields (Georgia Southern, Fr., RB); Bobby Baker (Georgia State, Jr., DB, Speech); Kaden Elliss (Idaho, Fr., LB); Steven Coutts (Louisiana, Fr., P); Ben Banogu (ULM, Fr., DL); Terrill Hanks (New Mexico State, Fr., LB); Gerald Everett (South Alabama, Jr., TE); Kian Schoenborn (Texas State, Fr., OL); William Lloyd (Troy, Jr., LB).

Honorable Mention: Barrett Burns (App State, Jr., TE); Taylor Lamb (App State, So., QB); Doug Middleton (App State, Sr., DB); Devan Stringer (App State, So., LB); Darion Griswold (Arkansas State, Sr., TE); Khari Lain (Arkansas State, So., LB); Robert Mondie (Arkansas State, Sr., DL); Dijon Paschal (Arkansas State, Sr., WR); Donovan Harden (Georgia State, Sr., WR); Shawanye Lawrence (Georgia State, Jr., DE); Alonzo McGee (Georgia State, Jr., LB); Chandon Sullivan (Georgia State, So., CB); Ironhead Gallon (Georgia Southern, Jr., LB); L.A. Ramsby (Georgia Southern, So., RB); Antwione Williams (Georgia Southern, Sr., LB); Caleb Williams (Georgia Southern, Sr., DB); Buck Cowan (Idaho, Jr., TE); Matt Linehan (Idaho, So., QB); Elijahha Penny (Idaho, Sr., RB); Jordan Rose (Idaho, So., OL); Octavian Anderson (Louisiana, Sr., OL); Elijah McGuire (Louisiana, Jr., RB); Otha Peters (Louisiana, Jr., LB); Chris Prater (Louisiana, Sr.); Trey Caldwell (ULM, Sr., DB); Marcus Green (ULM, Fr., WR); Michael Johnson (ULM, Gr., LB); Colby Mitchell (ULM, Gr., OL); Stody Bradley (New Mexico State, So., DL); Isaiah Folas (New Mexico State, Sr., OL); Anthony McMeans (New Mexico State, Jr., OL); Tyrian Taylor (New Mexico State, Jr., WR); Adrian Bellard, (Texas State, Sr., OL); Ryan Melton, (Texas State, Jr., OL); Ryan Carden (Texas State, Sr., TE); Tyler Jones (Texas State, Jr., QB); DeMarion Harper (South Alabama, Sr., DL); Kalen Jackson (South Alabama, Jr., LB); Xavier Johnson (South Alabama, So., RB/RS); Aleem Sunanon (South Alabama, Jr., PK); Brandon Burks (Troy, Sr., RB); Rashad Dillard (Troy, Jr., DL); Antonio Garcia (Troy, Jr., OL); Brandon Silvers (Troy, So., QB).

2014 ALL-CONFERENCE HONORS



PLAYER OF THE YEAR
Elijah McGuire, Louisiana



OFFENSIVE PLAYER OF THE YEAR
Elijah McGuire, Louisiana



DEFENSIVE PLAYER OF THE YEAR
David Mayo, Texas State



FRESHMAN OF THE YEAR
Taylor Lamb, App State



SUN BELT COACH OF THE YEAR
Willie Fritz, Georgia Southern

FIRST TEAM OFFENSE

QB - Fredi Knighten, Arkansas State
RB - Matt Breida, Georgia Southern
RB - Elijah McGuire, Louisiana
WR - Donovan Harden, Georgia State
WR - Joshua McCain, Idaho
WR - Rashon Ceaser, ULM
TE - Brad Miller, Texas State
OL - Kendall Lamm, App State
OL - Garrett Frye, Georgia Southern
OL - Manrey Saint-Armour, Georgia Southern
OL - Daniel Quave, Louisiana
OL - Valerian Ume-Ezeoke, New Mexico State

FIRST TEAM DEFENSE

DL - Justin Hamilton, Louisiana
DL - Christian Ringo, Louisiana
DL - Gerrard Johnson, ULM
DL - Michael Odiari, Texas State
LB - Qushaun Lee, Arkansas State
LB - Edwin Jackson, Georgia Southern
LB - David Mayo, Texas State
DB - Doug Middleton, App State
DB - Artez Brown, Arkansas State
DB - Mitch Lane, ULM
DB - Montres Kitchens, Troy
DB - David Mirms, Texas State

FIRST TEAM SPECIAL TEAMS

PK - Justin Manton, ULM
P - Austin Rehkow, Idaho
RS - Chandler Worthy, Troy
AP - Elijah McGuire, Louisiana

SECOND TEAM OFFENSE

QB - Kevin Ellison, Georgia Southern
RB - Marcus Cox, App State
RB - Michael Gordon, Arkansas State
WR - Ajalen Holley, ULM
WR - Teldrick Morgan, New Mexico State
WR - Shavarez Smith, South Alabama
TE - Joel Ruiz, Georgia State
OL - Mike Marboe, Idaho
OL - Mykhael Quave, Louisiana
OL - Ucambre Williams, South Alabama
OL - Terrence Jones, Troy
OL - Adrian Bellard, Texas State

SECOND TEAM DEFENSE

DL - Ronald Blair, App State
DL - Ja'Von Rolland-Jones, Arkansas State
DL - Jerome McClain, South Alabama
DL - Theo Rich, South Alabama
LB - John Law, App State
LB - Joseph Peterson, Georgia State
LB - Hunter Kissinger, ULM
LB - Maleki Harris, South Alabama
DB - Matt Dobson, Georgia Southern
DB - Corey Trim, Louisiana
DB - Terrell Brigham, South Alabama
DB - Craig Mager, Texas State

SECOND TEAM SPECIAL TEAMS

P - Hunter Stover, Louisiana
PK - Justin Manton, ULM
RS - Blaise Taylor, Arkansas State
AP - Chandler Worthy, Troy

Honorable Mention: Drew Bailey (App State, Sr., TE); Parker Collins (App State, So., OL); Kennan Gilchrist (App State, So., LB); Joel Ross (App State, Sr., DB); Tres Houston (Arkansas State, Jr., WR); Chris Stone (Arkansas State, Jr., DL); Andrew Tryon (Arkansas State, Sr., DB); Xavier Woodson (Arkansas State, So., LB); Logan Daves (Georgia Southern, Sr., OL); Deion Stanley (Georgia Southern Sr., S); Jay Ellison (Georgia Southern, So., DL); Antwione Williams (Georgia Southern, Jr., LB); Nick Arbuckle (Georgia State, Jr., QB); Tim Wynn (Georgia State, Sr., OL); LynQuez Blair (Georgia State, Sr., WR); Robert Davis (Georgia State, So., WR); Marc Millan (Idaho, Jr., LB); Quinton Bradley (Idaho, Jr., DE); Matt Linehan (Idaho, Fr., QB); Elijhaa Penny (Idaho, Jr., RB); Dominique Tovell (Louisiana, Jr., LB); Larry Pettis (Louisiana, Sr., TE); Terrance Broadway (Louisiana, Sr., QB); Terry Johnson (Louisiana, Sr., OL); Trey Caldwell (ULM, Jr., DB); Kenzee Jackson (ULM, Sr., WR); Michael Johnson (ULM, Jr., LB); Ray Stovall (ULM, Grad., LB); Rodney Butler (New Mexico State, So., LB); Winston Rose (New Mexico State, Sr., DB); Larry Rose III (New Mexico State, Fr., RB); Derek Ibekwe (New Mexico State, Fr., LB); Chris May (South Alabama, Jr., OL); Melvin Meggs (South Alabama, Sr., OL); Jesse Kelley (South Alabama, Sr., DL); Montell Garner (South Alabama, Sr., DB); Will Johnson (Texas State, Sr., P); Tyler Jones (Texas State, So., QB); Robert Lowe (Texas State, Jr., RB); Ryan Melton (Texas State, So., OL); Dalton Bennett (Troy, Jr., OL); Brandon Burks (Troy, Jr., RB); Tyler Roberts (Troy, Jr., DL); Bryan Holmes (Troy, Jr., WR).

2013 ALL-CONFERENCE HONORS



PLAYER OF THE YEAR
Antonio Andrews, WKU



OFFENSIVE PLAYER OF THE YEAR
Antonio Andrews, WKU



DEFENSIVE PLAYER OF THE YEAR
Xavius Boyd, WKU



FRESHMAN OF THE YEAR
Elijah McGuire, Louisiana



SUN BELT COACH OF THE YEAR
Joey Jones, South Alabama

FIRST TEAM OFFENSE

QB - Corey Robinson, Troy
RB - Alonzo Harris, Louisiana
RB - Elijah McGuire, Louisiana
RB - Antonio Andrews, WKU
WR - J.D. McKissic, Arkansas State
WR - Albert Wilson, Georgia State
WR - Eric Thomas, Troy
TE - Wes Saxton, South Alabama
OL - Andre Huval, Louisiana
OL - Josh Allen, ULM
OL - Chris May, South Alabama
OL - Terrence Jones, Troy
OL - Luis Polanco, WKU

FIRST TEAM DEFENSE

DL - Ryan Carrethers, Arkansas State
DL - Romelle Jones, South Alabama
DL - Alex Page, South Alabama
DL - Bar'ee Boyd, WKU
LB - Qushaun Lee, Arkansas State
LB - Justin Anderson, Louisiana
LB - Xavius Boyd, WKU
DB - Isaiah Newsome, ULM
DB - Camren Hudson, Troy
DB - Jonathan Dowling, WKU
DB - Cam Thomas, WKU

FIRST TEAM SPECIAL TEAMS

K - Brian Davis, Arkansas State
P - Justin Manton, ULM
RS - Darryl Surgent, Louisiana
AP - J.D. McKissic, Arkansas State

SECOND TEAM OFFENSE

QB - Ross Metheny, South Alabama
RB - Michael Gordon, Arkansas State
RB - Robert Lowe, Texas State
WR - Jamal Robinson, Louisiana
WR - Rashon Ceaser, ULM
WR - Shavarez Smith, South Alabama
TE - Darion Griswold, Arkansas State
OL - Bryce Giddens, Arkansas State
OL - Steven Haunga, Arkansas State
OL - Daniel Quave, Louisiana
OL - Ucambre Williams, South Alabama
OL - Evan McKissack, Troy

SECOND TEAM DEFENSE

DL - Justin Hamilton, Louisiana
DL - Gerrard Johnson, ULM
DL - Antonio Gillespie, Troy
DL - Tyler Roberts, Troy
LB - Cameron Blakes, ULM
LB - Enrique Williams, South Alabama
LB - Andrew Jackson, WKU
DB - Rocky Hayes, Arkansas State
DB - Sterling Young, Arkansas State
DB - Trevence Patt, Louisiana
DB - Justin Iwuji, Texas State

SECOND TEAM SPECIAL TEAMS

P - Will Scott, Troy
RS - J.D. McKissic, Arkansas State
AP - Albert Wilson, Georgia State

K - Will Scott, Troy

Honorable Mention: Adam Kennedy (Arkansas State, Sr., QB); Chris Stone (Arkansas State, So., DL); Ulrick John (Georgia State, Sr., OL); Joseph Peterson (Georgia State, So., LB); Jacob Maxwell (Louisiana, Sr., TE); Dominique Tovell (Louisiana, So., LB); Kolton Browning (ULM, Sr., QB); Centarius Donald (ULM, Jr., RB); Jay Jones (South Alabama, Jr., RB); Aleem Sunanon (South Alabama, r-Fr., K); David Mayo (Texas State, Jr., LB); Mike Orakpo (Texas State, Jr., LB); Jordan Chunn (Troy, Fr., RB); Bryan Holmes (Troy, So., WR); Willie McNeal (WKU, Jr., WR); Forrest Lamp (WKU, r-Fr., OL).

2012 ALL-CONFERENCE HONORS



PLAYER OF THE YEAR
Ryan Aplin, Arkansas State



OFFENSIVE PLAYER OF THE YEAR
Kolton Browning, ULM



DEFENSIVE PLAYER OF THE YEAR
Quanterus Smith, WKU



FRESHMAN OF THE YEAR
J.D. McKissic, Arkansas State



SUN BELT COACH OF THE YEAR
Todd Berry, ULM

FIRST TEAM OFFENSE

QB - Ryan Aplin, Arkansas State
RB - David Oku, Arkansas State
RB - Antonio Andrews, WKU
WR - Brent Leonard, ULM
WR - Anthony Amos, Middle Tennessee
WR - Chip Reeves, Troy
TE - Jack Doyle, WKU
OL - Zack McKnight, Arkansas State
OL - Micah James, Middle Tennessee
OL - Aaron Fortenberry, North Texas
OL - Kyle Wilborn, Troy
OL - Adam Smith, WKU

FIRST TEAM DEFENSE

DL - Ryan Carrethers, Arkansas State
DL - Tourek Williams, FIU
DL - Emeka Onyenekewu, Louisiana
DL - Quanterus Smith, WKU
LB - Nathan Herrold, Arkansas State
LB - Jake Johnson, South Alabama
LB - Andrew Jackson, WKU
DB - Johnathan Cyprien, FIU
DB - Jernarrious Moten, Louisiana
DB - Brynden Trawick, Troy
DB - Jonathan Dowling, WKU

FIRST TEAM SPECIAL TEAMS

P - Brett Baer, Louisiana
K - Brett Baer, Louisiana
RS - Reggie Whatley, Middle Tennessee
AP - Antonio Andrews, WKU

SECOND TEAM OFFENSE

QB - Kolton Browning, ULM
RB - Benny Cunningham, Middle Tennessee
RB - Shawn Southward, Troy
WR - J.D. McKissic, Arkansas State
WR - William Dukes, Florida Atlantic
WR - Harry Peoples, Louisiana
TE - Nexon Dorvilus, Florida Atlantic
OL - Caylin Hauptmann, FIU
OL - Leonardo Bates, Louisiana
OL - Jonathon Gill, ULM
OL - Andrew Huval, Louisiana
OL - Josh Allen, ULM

SECOND TEAM DEFENSE

DL - Tim Starson, Arkansas State
DL - Omar McLendon, Middle Tennessee
DL - Alex Page, South Alabama
DL - R.J. Young, ULM
LB - Tony Davis, Troy
LB - Zach Orr, North Texas
LB - Kanorris Davis, Troy
DB - Brent Harstad, Florida Atlantic
DB - Isaiah Newsome, ULM
DB - Kevin Byard, Middle Tennessee
DB - Zac Whitfield, North Texas

SECOND TEAM SPECIAL TEAMS

K - Brian Davis, Arkansas State
P - Will Atterberry, North Texas
RS - Deon Anthony, Troy
AP - Antonio Andrews, WKU

Honorable Mention: Taylor Stockemer (Arkansas State, Sr., WR); Qushaun Lee (Arkansas State, So., LB); Daniel McKinney (Florida Atlantic, Jr., WR); Andrae Kirk (Florida Atlantic, So., LB); Rupert Bryan (FIU, Sr., OL); Jose Cheeseborough (FIU, Sr., DB); Terrance Broadway (Louisiana, So., QB); Jaron Odom (Louisiana, Sr., OL); JeRon Hamm (ULM, Jr., WR); DaCorris Ford (ULM, r-Sr., LB); Logan Kilgore (Middle Tennessee, r-Jr., QB); Josh Walker (Middle Tennessee, r-Jr., OL); Cyril Lemon (North Texas, So., OL); Mason Y'Barbo (North Texas, So., OL); Enrique Williams (South Alabama, Jr., LB); B.J. Scott (South Alabama, Sr., DB); Corey Robinson (Troy, Jr., QB); Eric Thomas (Troy, WR, Jr.); Kawaun Jakes (WKU, Sr., QB); Jamarcus Allen (WKU, Sr., DL).



2011 ALL-CONFERENCE HONORS



PLAYER OF THE YEAR
Ryan Aplin, Arkansas State



OFFENSIVE PLAYER OF THE YEAR
Bobby Rainey, WKU



DEFENSIVE PLAYER OF THE YEAR
Brandon Joiner, Arkansas State



FRESHMAN OF THE YEAR
Alonzo Harris, Louisiana



SUN BELT COACH OF THE YEAR
Hugh Freeze, Arkansas State

FIRST TEAM OFFENSE

QB - Ryan Aplin, Arkansas State
RB - Lance Dunbar, North Texas
RB - Bobby Rainey, WKU
WR - T.Y. Hilton, FIU
WR - Dwayne Frampton, Arkansas State
WR - Javone Lawson, Louisiana
TE - Ladarius Green, Louisiana
OL - Tom Castilaw, Arkansas State
OL - Colin Boss, Middle Tennessee
OL - Matt Tomlinson, North Texas
OL - Wes Jeffries, WKU
OL - James Brown, Troy

FIRST TEAM DEFENSE

DL - Brandon Joiner, Arkansas State
DL - Bernard Smith, Louisiana
DL - Ken Dorsey, ULM
DL - Jonathan Massaquoi, Troy
LB - Demario Davis, Arkansas State
LB - Lance Kelley, Louisiana
LB - Andrew Jackson, WKU
DB - Darryl Feemster, Arkansas State
DB - Kelcie McCray, Arkansas State
DB - Dwight "Bill" Bentley, Louisiana
DB - Darius Prelow, ULM

FIRST TEAM SPECIAL TEAMS

PK - Jack Griffin, FIU
P - Will Atterberry, North Texas
RS - T.Y. Hilton, FIU
AP - T.Y. Hilton, FIU

SECOND TEAM OFFENSE

QB - Blaine Gautier, Louisiana
RB - Alfred Morris, Florida Atlantic
RB - Kedrick Rhodes, FIU
WR - Josh Jarboe, Arkansas State
WR - Brent Leonard, ULM
WR - Eric Thomas, Troy
TE - Jack Doyle, WKU
OL - Delano Moore, Arkansas State
OL - Caylin Hauptmann, FIU
OL - Leonardo Bates, Louisiana
OL - Brandon McLeroy, Middle Tennessee
OL - Adam Smith, WKU

SECOND TEAM DEFENSE

DL - Dorvus Woods, Arkansas State
DL - Tourek Williams, FIU
DL - Brandon Akpunku, North Texas
DL - Quanterus Smith, WKU
LB - Nathan Herrold, Arkansas State
LB - Winston Fraser, FIU
LB - Zachary Orr, North Texas
DB - Darron Edwards, Arkansas State
DB - Jonathan Cyprien, FIU
DB - Brynden Trawick, Troy
DB - Derrius Brooks, WKU

SECOND TEAM SPECIAL TEAMS

PK - Brett Baer, Louisiana
P - Brett Baer, Louisiana
RS - Luther Ambrose, ULM
AP - Dwayne Frampton, Arkansas State

Honorable Mention: Adam Kennedy (Arkansas State, Sr., QB); Chris Stone (Arkansas State, So., DL); Ulrick John (Georgia State, Sr., OL); Joseph Peterson (Georgia State, So., LB); Jacob Maxwell (Louisiana, Sr., TE); Dominique Tovell (Louisiana, So., LB); Kolton Browning (ULM, Sr., QB); Centarius Donald (ULM, Jr., RB); Jay Jones (South Alabama, Jr., RB); Aleem Sunanon (South Alabama, r-Fr., K); David Mayo (Texas State, Jr., LB); Mike Orakpo (Texas State, Jr., LB); Jordan Chunn (Troy, Fr., RB); Bryan Holmes (Troy, So., WR); Willie McNeal (WKU, Jr., WR); Forrest Lamp (WKU, r-Fr., OL).

2010 ALL-CONFERENCE HONORS



PLAYER OF THE YEAR
T.Y. Hilton, FIU



OFFENSIVE PLAYER OF THE YEAR
Bobby Rainey, WKU



DEFENSIVE PLAYER OF THE YEAR
Jamari Lattimore, Middle Tennessee



FRESHMAN OF THE YEAR
Corey Robinson, Troy



SUN BELT COACH OF THE YEAR
Mario Cristobal, FIU

FIRST TEAM OFFENSE

QB - Ryan Aplin, Arkansas State
RB - Lance Dunbar, North Texas
RB - Bobby Rainey, WKU
WR - T.Y. Hilton, FIU
WR - Jerrel Jernigan, Troy
TE - Ladarius Green, Louisiana
OL - Brad Serini, FIU
OL - Tyler Clark, Troy
OL - Victor Gill, North Texas
OL - Derek Newton, Arkansas State
OL - Esteban Santiago, North Texas

FIRST TEAM DEFENSE

DL - Bryan Hall, Arkansas State
DL - Jamari Lattimore, Middle Tennessee
DL - Jonathan Massaquoi, Troy
DL - Jarvis Wilson, FIU
LB - Demario Davis, Arkansas State
LB - Toronto Smith, FIU
LB - Craig Robertson, North Texas
DB - M.D. Jennings, Arkansas State
DB - Anthony Gaitor, FIU
DB - Rod Issac, Middle Tennessee
DB - Jeremy Kellem, Middle Tennessee

FIRST TEAM SPECIAL TEAMS

PK - Alan Gendreau, Middle Tennessee
P - Mickey Groody, Florida Atlantic
RS - T.Y. Hilton, FIU
AP - Jerrel Jernigan, Troy

SECOND TEAM OFFENSE

QB - Corey Robinson, Troy
RB - Phillip Tanner, Middle Tennessee
RB - Darriet Perry, FIU
WR - Lester Jean, Florida Atlantic
WR - Luther Ambrose, ULM
TE - Rob Housler, Florida Atlantic
OL - Tom Castilaw, Arkansas State
OL - Sifa Etu, Arkansas State
OL - Ian Burks, Louisiana
OL - Mark Fisher, Middle Tennessee
OL - James Brown, Troy

SECOND TEAM DEFENSE

DL - Dorvus Woods, Arkansas State
DL - Tourek Williams, FIU
DL - Ken Dorsey, ULM
DL - Mario Addison, Troy
LB - Javon McKinnon, Arkansas State
LB - Michael Lockley, Florida Atlantic
LB - Thomas Majors, WKU
DB - Marcus Bartels, Florida Atlantic
DB - Tavious Polo, Florida Atlantic
DB - Jonathan Cyprien, FIU
DB - Darius Prelow, ULM

SECOND TEAM SPECIAL TEAMS

PK - Zach Olen, North Texas
P - Josh Davis, Middle Tennessee
RS - Jerrel Jernigan, Troy
AP - T.Y. Hilton, FIU

Honorable Mention: Dwayne Frampton (Arkansas State, Jr., WR); Allen Muse (Arkansas State, So., WR); Tarvoris Hill (Florida Atlantic, R-Sr., DB); Jeff Van Camp (Florida Atlantic, R-Sr., QB); Greg Ellingson (FIU, Sr., WR); Winston Fraser (FIU, R-So., LB); Orkeys Auriene (Louisiana, Sr., DB); Spencer Ortego (Louisiana, Sr., P); Kolton Browning (ULM, R-Fr., QB); Cameron Blakes (ULM, So., LB); Eric Russel (Middle Tennessee, Junior, RS); Dwight Smith (Middle Tennessee, Sr., DL); Brelan Chancellor (North Texas, Fr. RS); Will Goggans (Troy, Jr. P); Michael Taylor (Troy, Jr., K); Orlando Misaalefua (WKU, Sr., LB); Mychal Patterson (WKU, Sr., OL).



2009 ALL-CONFERENCE HONORS



PLAYER OF THE YEAR
Levi Brown, Troy



OFFENSIVE PLAYER OF THE YEAR
Levi Brown, Troy



CO-DEFENSIVE PLAYER OF THE YEAR
Chris McCoy, Middle Tennessee



FRESHMAN OF THE YEAR
Shawn Southward, Troy



SUN BELT CO-COACHES OF THE YEAR
Rick Stockstill, Middle Tennessee/Larry Blakeney, Troy



CO-DEFENSIVE PLAYER OF THE YEAR
Cardia Jackson, ULM

FIRST TEAM OFFENSE

QB - Levi Brown, Troy
RB - Alfred Morris, Florida Atlantic
RB - Lance Dunbar, North Texas
WR - LaGregory Sapp, ULM
WR - Jerrel Jernigan, Troy
TE - Jason Harmon, Florida Atlantic
OL - Brad Bustle, Louisiana
OL - Chris Fisher, Louisiana
OL - Mark Thompson, Middle Tennessee
OL - Danny Franks, Troy
OL - Tyler Clark, Troy

FIRST TEAM DEFENSE

DL - Alex Carrington, Arkansas State
DL - Aaron Morgan, ULM
DL - Chris McCoy, Middle Tennessee
DL - Brandon Lang, Troy
LB - Cardia Jackson, ULM
LB - Boris Lee, Troy
LB - Bear Woods, Troy
DB - Greg James, ULM
DB - Jeremy Kellern, Middle Tennessee
DB - Alex Suber, Middle Tennessee
DB - Marcus Udell, Middle Tennessee

FIRST TEAM SPECIAL TEAMS

PK - Alan Gendreau, Middle Tennessee
P - Spencer Ortego, Louisiana
RS - T.Y. Hilton, FIU
AP - Jerrel Jernigan, Troy

SECOND TEAM OFFENSE

QB - Dwight Dasher, Middle Tennessee
RB - Frank Goodin, ULM
RB - Bobby Rainey, WKU
WR - T.Y. Hilton, FIU
WR - Jamaal Jackson, North Texas
TE - Ladarius Green, Louisiana
OL - Derek Newton, Arkansas State
OL - David Matlock, Florida Atlantic
OL - Brad Serirni, FIU
OL - Esteban Santiago, North Texas
OL - Mark Fisher, Middle Tennessee

SECOND TEAM DEFENSE

DL - Bryan Hall, Arkansas State
DL - Jamari Lattimore, Middle Tennessee
DL - Cameron Sheffield, Troy
DL - Kevin Dixon, Troy
LB - Antwyne Zanders, Louisiana
LB - Danny Carmichael, Middle Tennessee
LB - Cam Robinson, Middle Tennessee
DB - Anthony Gaitor, FIU
DB - James Truxillo, ULM
DB - Courtland Fuller, Troy
DB - Bryan Willis, Troy

SECOND TEAM SPECIAL TEAMS

PK - Josh Arauco, Arkansas State
P - Carlos Munera, FIU
RS - Jerrel Jernigan, Troy
AP - Bobby Rainey, WKU

Honorable Mention: Corey Leonard (Arkansas State, Sr, QB); Daylan Walker (Arkansas State, Sr, DB); Kevin Cyrille (Florida Atlantic, R-So., DL); Marcus Bartels (Florida Atlantic, R-So., DB); Scott Bryant (FIU, Sr., LB); Jonathan Cyprien (FIU, Fr., DB); Dwight Bentley (Louisiana, So., DB); Grant Fleming (Louisiana, Jr., LB); Luther Ambrose (ULM, So., WR); Josh Thomas (ULM, Sr., LB); Brandon Perry (Middle Tennessee, Sr., DL); Desmond Gee (Middle Tennessee, Sr., RS); Kelvin Drake (North Texas, Jr., OL); Craig Robertson (North Texas, Jr., LB); Tebrius Gill (Troy, Jr., WR); Will Goggans (Troy, So., P); Jake Gaebler (WKU, Sr., WR); Jeremy Moore (WKU, Sr., P).

2008 ALL-CONFERENCE HONORS



PLAYER OF THE YEAR
Tyrell Fenroy, Louisiana



OFFENSIVE PLAYER OF THE YEAR
Michael Desormeaux, Louisiana



DEFENSIVE PLAYER OF THE YEAR
Alex Carrington, Arkansas State



FRESHMAN OF THE YEAR
T.Y. Hilton, FIU



SUN BELT COACH OF THE YEAR
Larry Blakeney, Troy

FIRST TEAM OFFENSE

QB - Michael Desormeaux, Louisiana
RB - Tyrell Fenroy, Louisiana
RB - Reggie Arnold, Arkansas State
WR - Jerrel Jernigan, Troy
WR - Casey Fitzgerald, North Texas
TE - Zeek Zacharie, ULM
OL - Matt Mandich, Arkansas State
OL - Brad Bustle, Louisiana
OL - Chris Fisher, Louisiana
OL - Chris Jamison, Troy
OL - Dion Small, Troy

FIRST TEAM DEFENSE

DL - Alex Carrington, Arkansas State
DL - Jervonte Jackson, Florida Atlantic
DL - Brandon Lang, Troy
DL - Cameron Sheffield, Troy
LB - Frantz Joseph, Florida Atlantic
LB - Cardia Jackson, ULM
LB - Boris Lee, Troy
DB - Corey Small, Florida Atlantic
DB - Anthony Gaitor, FIU
DB - Terence Moore, Troy
DB - Sherrod Martin, Troy

FIRST TEAM SPECIAL TEAMS

PK - Josh Arauco, Arkansas State
P - Truman Spencer, North Texas
RS - T.Y. Hilton, FIU
AP - T.Y. Hilton, FIU

SECOND TEAM OFFENSE

QB - Corey Leonard, Arkansas State
RB - Charles Pierre, Florida Atlantic
RB - DuJuan Harris, Troy
WR - T.Y. Hilton, FIU
WR - Jason Chery, Louisiana
TE - David Johnson, Arkansas State
TE - Jamari Grant, Florida Atlantic
OL - Mark Clemons, Arkansas State
OL - Nick Paris, Florida Atlantic
OL - John Rizzo, Florida Atlantic
OL - Brad Serini, FIU
OL - Larry Shappley, ULM

SECOND TEAM DEFENSE

DL - Quentin Newman, FIU
DL - Trevor Jenkins, Middle Tennessee
DL - Aaron Morgan, ULM
DL - Dion Gales, Troy
LB - Ben Owens, Arkansas State
LB - Bear Woods, Troy
LB - Tobe Nwigwe, North Texas
DB - Derik Keyes, Louisiana
DB - Josh Thompson, ULM
DB - Jeremy Kellern, Middle Tennessee
DB - Tavares Williams, Troy

SECOND TEAM SPECIAL TEAMS

PK - Sam Glusman, Troy
P - Carlos Munera, FIU
RS - Kevin Jones, Arkansas State
AP - Jason Chery, Louisiana

Honorable Mention: J.T. Jordan (ASU, Jr., TE.), Dominique Williams (ASU, Sr., CB.), Scott Bryant (FIU, JR., LB), Paul McCall (FIU, JR., QB), Jonathan Decoster (LA, So., OL), Antwyne Zanders (LA, Sr., LB), Kinsmon Lancaster (ULM, Sr., QB), Anthony McCall (ULM, Fr., WR), Joe Craddock (MT, Sr., QB), Ivon Hickmon (MT, Sr., LB), Cam Montgomery (North Texas, Jr., RB), Craig Robertson (North Texas, So., LB), Kennard Burton (Troy, Sr., WR), Steve McLendon (Troy, Sr., DT).



2007 ALL-CONFERENCE HONORS



PLAYER OF THE YEAR
Rusty Smith, Florida Atlantic



OFFENSIVE PLAYER OF THE YEAR
Omar Haugabook, Troy



DEFENSIVE PLAYER OF THE YEAR
Tyrell Johnson, Arkansas State



FRESHMAN OF THE YEAR
Giovanni Vizza, North Texas



NEWCOMER OF THE YEAR
Chris Bradwell, Troy



SUN BELT COACH OF THE YEAR
Howard Schnellenberger, Florida Atlantic

FIRST TEAM OFFENSE

QB - Rusty Smith, Florida Atlantic
RB - Tyrell Fenroy, Louisiana
RB - Calvin Dawson, ULM
WR - Cortez Gent, Florida Atlantic
WR - Casey Fitzgerald, North Texas
TE - Jason Harmon, Florida Atlantic
OL - Matt Mandich, Arkansas State
OL - Jesse Newman, Louisiana
OL - Franklin Dunbar, Middle Tennessee
OL - Kyle Cunningham, ULM
OL - Dion Small, Troy

FIRST TEAM DEFENSE

DL - Rodney Hardeaway, Louisiana
DL - Tavares Jones, Middle Tennessee
DL - Erik Walden, Middle Tennessee
DL - Jeremiah Chapman, North Texas
LB - Frantz Joseph, Florida Atlantic
LB - Cergile Sincere, Florida Atlantic
LB - Boris Lee, Troy
DB - Khayyam Burns, Arkansas State
DB - Tyrell Johnson, Arkansas State
DB - Tavious Polo, Florida Atlantic
DB - Elbert Mack, Troy

FIRST TEAM SPECIAL TEAMS

PK - Greg Whibbs, Troy
P - Scott Love, ULM
RS - Leodis McKelvin, Troy
AP - Desmond Gee, Middle Tennessee

SECOND TEAM OFFENSE

QB - Omar Haugabook, Troy
RB - Reggie Arnold, Arkansas State
RB - Kenny Cattouse, Troy
WR - Levi Dejohnette, Arkansas State
WR - Gary Banks, Troy
TE - Zeek Zacharie, ULM
OL - John Rizzo, Florida Atlantic
OL - Jarrid Smith, Florida Atlantic
OL - Adam Hill, ULM
OL - Chris Fisher, Louisiana
OL - Kelvin Drake, North Texas

SECOND TEAM DEFENSE

DL - Jervonte Jackson, Florida Atlantic
DL - David Cooper, ULM
DL - Kenny Mainor, Troy
DL - Shawn Todd, Troy
LB - Koby McKinnon, Arkansas State
LB - Antwyne Zanders, Louisiana
LB - Cardia Jackson, ULM
DB - Corey Small, Florida Atlantic
DB - Greg James, ULM
DB - Bradley Robinson, Middle Tennessee
DB - Leodis McKelvin, Troy

SECOND TEAM SPECIAL TEAMS

PK - Drew Edmiston, Louisiana
P - Brett Shrable, Arkansas State
RS - Lionell Singleton, FIU
AP - Michael Desormeaux, Louisiana

Honorable Mention: Corey Leonard (ASU, So., QB), Alex Carrington (ASU, So., DE), Kris Bartels (FAU, Sr., DB), Charles Pierre (FAU, Jr., RB), Scott Bryant (FIU, So., LB), Ashlyn Parker (FIU, So., DB), Korey Raymond (LA, Sr., DL), Grant Fleming (LA, Fr., LB), Frank Goodin (ULM, Fr. RB), Aaron Morgan (ULM, So., DL), DeMarco McNair (MT, Sr., RB), Alex Suber (MT, Jr., DB), Brandon Jackson (NT, Sr., WR), Craig Robertson (NT, Fr., LB), Chris Jamison (Troy, Jr., OL), Sherrod Martin (Troy, Jr., DB).

2006 ALL-CONFERENCE HONORS



PLAYER OF THE YEAR
Omar Haugabook, Troy



OFFENSIVE PLAYER OF THE YEAR
Omar Haugabook, Troy



DEFENSIVE PLAYER OF THE YEAR
Keyonvis Bouie, FIU



FRESHMAN OF THE YEAR
Reggie Arnold, Arkansas State



NEWCOMER OF THE YEAR
Omar Haugabook, Troy



SUN BELT COACH OF THE YEAR
Rick Stockstill, Middle Tennessee

FIRST TEAM OFFENSE

QB - Omar Haugabook, Troy
RB - Tyrell Ferroy, Louisiana
RB - Calvin Dawson, ULM
WR - Johnny Quirn, North Texas
WR - Gary Banks, Troy
TE - Samuel Smith, FIU
OL - Tanner Jenkins, Arkansas State
OL - Nello Faulk, Florida Atlantic
OL - Brandon Cox, Louisiana
OL - Dylan Lineberry, North Texas
OL - Zach Yenser, Troy

FIRST TEAM DEFENSE

DL - Josh Pinnick, Florida Atlantic
DL - Antwan Barnes, FIU
DL - Erik Walden, Middle Tennessee
DL - Tavares Jones, Middle Tennessee
LB - Alexander Bostic III, FIU
LB - Keyonvis Bouie, FIU
LB - J.K. Sabb, Middle Tennessee
DB - Tyrell Johnson, Arkansas State
DB - Kevin Payne, ULM
DB - Damon Nickson, Middle Tennessee
DB - Brannon Condren, Troy

FIRST TEAM SPECIAL TEAMS

PK - Drew Edmiston, Louisiana
P - Colby Smith, Middle Tennessee
RS - Damon Nickson, Middle Tennessee
AP - Desmond Gee, Middle Tennessee

SECOND TEAM OFFENSE

QB - Clint Marks, Middle Tennessee
RB - Reggie Arnold, Arkansas State
RB - Eugene Gross, Middle Tennessee
WR - Chandler Williams, FIU
WR - LaGregory Sapp, ULM
TE - Zeek Zacharie, ULM
OL - Matt Mandich, Arkansas State
OL - Franklin Dunbar, Middle Tennessee
OL - Germayle Franklin, Middle Tennessee
OL - Kyle Cunningham, ULM
OL - Kirbie Bodiford, Troy

SECOND TEAM DEFENSE

DL - Jarnarrow James, Arkansas State
DL - Jervonte Jackson, Florida Atlantic
DL - Jeremiah Chapman, North Texas
DL - Franklin Lloyd, Troy
LB - Koby McKinnon, Arkansas State
LB - Devrett Wade, Arkansas State
LB - Justin Rainey, Middle Tennessee
DB - Khayyam Burns, Arkansas State
DB - Taheem Acevedo, Florida Atlantic
DB - Kris Bartels, Florida Atlantic
DB - Lionell Singleton, FIU

SECOND TEAM SPECIAL TEAMS

PK - Cole Wilson, ULM
P - Truman Spencer, North Texas
RS - Leodis McKelvin, Troy
AP - Michael Desormeaux, Louisiana

Honorable Mention: Oren O'Neal (ASU, Sr., RB), Jonathan Najm (ASU, Sr., DL), Charles Pierre (FAU, So., RB), Cergile Sincere (FAU, Jr., LB), Josh Padrick (FIU, Sr., QB), Ashlyn Parker (FIU, Fr., WR), Rodney Hardeway (LA, Jr., DL), Jesse Newman (LA, Jr., OL), Adam Hill (ULM, Jr., OL), Josh Thompson (ULM, So., DB), Maurice Holman (UNT, Jr., LB), Aaron Weathers (UNT, Jr., DB), Kenny Cattouse (Troy, Jr., RB), Boris Lee (Troy, Fr., LB).



2005 ALL-CONFERENCE HONORS



PLAYER OF THE YEAR
Steven Jyles, ULM



OFFENSIVE PLAYER OF THE YEAR
Steven Jyles, ULM



DEFENSIVE PLAYER OF THE YEAR
Jeff Littlejohn, Middle Tennessee



FRESHMAN OF THE YEAR
Tyrell Fenroy, Louisiana



NEWCOMER OF THE YEAR
Aaron Weathers, North Texas



SUN BELT COACH OF THE YEAR
Steve Roberts, Arkansas State

FIRST TEAM OFFENSE

QB - Steven Jyles, ULM
RB - Patrick Cobbs, North Texas
RB - Antonio Warren, Arkansas State
WR - Drouzon Quillen, ULM
WR - Cleannord Saintil, Middle Tennessee
TE - Joey Trappey, ULM
OL - Victor Cernius, FIU
OL - Brandon Cox, Louisiana
OL - Greg Hodges, Louisiana
OL - Tanner Jenkins, Arkansas State
OL - Dylan Lineberry, North Texas

FIRST TEAM DEFENSE

DL - Myron Anderson, Arkansas State
DL - Antwan Barnes, FIU
DL - Brandon Guillory, ULM
DL - Jeff Littlejohn, Middle Tennessee
LB - Keyonvis Bouie, FIU
LB - Bernard Davis, Troy
LB - Shomari Earls, Florida Atlantic
DB - Johnny Faulk, Troy
DB - Willie Hughley, Florida Atlantic
DB - Tyrell Johnson, Arkansas State
DB - Chaz Williams, ULM

FIRST TEAM SPECIAL TEAMS

PK - Eric Neihouse, Arkansas State
P - Joel Stelly, ULM
RS - Leodis McKelvin, Troy
AP - Michael Desormeaux, Louisiana

SECOND TEAM OFFENSE

QB - Josh Padrick, FIU
RB - Tyrell Fenroy, Louisiana
RB - Eugene Gross, Middle Tennessee
WR - Johnny Quinn, North Texas
WR - Chandler Williams, FIU
TE - Samuel Smith, FIU
OL - Kyle Cunningham, ULM
OL - Willie Hall, Middle Tennessee
OL - Germayle Franklin, Middle Tennessee
OL - Matt Mandich, Arkansas State
OL - Jesse Newman, Louisiana

SECOND TEAM DEFENSE

DL - Jeremiah Chapman, North Texas
DL - Torre Lankford, Troy
DL - Eugene Kwarteng, Louisiana
DL - Quinton Staton, Middle Tennessee
LB - Phillip Graves, North Texas
LB - J.K. Sabb, Middle Tennessee
LB - Devrett Wade, Arkansas State
DB - James Johnson, Arkansas State
DB - Kevin Payne, ULM
DB - Nick Turnbull, FIU
DB - Aaron Weathers, North Texas

SECOND TEAM SPECIAL TEAMS

PK - Adam Moss, FIU
P - Colby Smith, Middle Tennessee
RS - James Johnson, Arkansas State
AP - Gary Banks, Troy

Honorable Mention: Nick Noce (ASU, Sr. QB), Khayyam Burns (ASU, So., DB), Danny Embick (FAU, Sr., QB), Jarrid Smith (FAU, So., OL), Cory McKinney (FIU, Sr., WR), Anthony Hills (LA, Jr., DE), Michael Adams (LA, Jr., DB), Adam Hill (ULM, So., OL), Jason Schule (ULM, Sr., LB), Clint Marks (MT, Jr., QB), Bradley Robinson (MT, So., DB), Nick Bazaldua (NT, Sr., K), Maurice Holman (NT, So., LB), Leverne Johnson (Troy, Sr., LB), Thomas Olmsted (Troy, Sr., P).

2004 ALL-CONFERENCE HONORS



PLAYER OF THE YEAR
Jamario Thomas, North Texas



OFFENSIVE PLAYER OF THE YEAR
Jamario Thomas, North Texas



DEFENSIVE PLAYER OF THE YEAR
Demarcus Ware, Troy



FRESHMAN OF THE YEAR
Jamario Thomas, North Texas



NEWCOMER OF THE YEAR
Dylan Lineberry, North Texas



SUN BELT COACH OF THE YEAR
Darrell Dickey, North Texas

FIRST TEAM OFFENSE

QB - Buck Pierce, New Mexico State
RB - Jamario Thomas, North Texas
RB - DeWhitt Betterson, Troy
OL - Andy Brewster, North Texas
OL - Steven Gibbs, Arkansas State
OL - Bruce Hampton, ULM
OL - Junior Louissaint, Troy
OL - Steve Subia, New Mexico State
TE - Andy Blount, North Texas
WR - Bobby Bernal-Wood, Idaho
WR - Kerry Wright, Middle Tennessee

FIRST TEAM DEFENSE

DL - Adrian Awasom, North Texas
DL - Aubrey Dorisme, New Mexico State
DL - Brandon Guillory, ULM
DL - Demarcus Ware, Troy
LB - Jimmy Cottrell, Jr., New Mexico State
LB - Cole Snyder, Jr., Idaho
LB - Josh Williams, Fr., Arkansas State
DB - Jonas Buckles, North Texas
DB - Derrick Ansley, Sr., Troy
DB - Chris Harris, ULM
DB - C.C. Brown, Sr., Louisiana

FIRST TEAM SPECIAL TEAMS

PK - Nick Bazaldua, North Texas
P - Joel Stelly, ULM
RS - Kevin Robertson, Utah State
AP - Johnny Quinn, North Texas

SECOND TEAM OFFENSE

QB - Scott Hall, North Texas
RB - Jayson Bird, Idaho
RB - Antonio Warren, Arkansas State
WR - Johnny Quinn, North Texas
WR - Bill Sampy, Louisiana
TE - Andrew Mooney, New Mexico State
OL - Lonnie Chambers, North Texas
OL - Nick Cole, New Mexico State
OL - Dylan Lineberry, North Texas
OL - Quinton Staton, Middle Tennessee
OL - Henry Tellis, Troy

SECOND TEAM DEFENSE

DL - Evan Cardwell, North Texas
DL - Michael Pruitt, North Texas
DL - Eric Thomas, Troy
DL - Ronald Tupea, Utah State
LB - Bernard Davis, Troy
LB - Robby Farmer, Troy
LB - John Winchester, ULM
DB - Johnny Faulk, Troy
DB - Matt Griebel, New Mexico State
DB - Tyrell Johnson, Arkansas State
DB - Markeith Knowlton, North Texas

SECOND TEAM SPECIAL TEAMS

PK - Colby Smith, Middle Tennessee
P - Thomas Olmsted, Troy
RS - Leodis McKelvin, Troy
AP - Kevin Robinson, Utah State



2003 ALL-CONFERENCE HONORS



PLAYER OF THE YEAR
Brandon Kennedy, North Texas



OFFENSIVE PLAYER OF THE YEAR
Patrick Cobbs, North Texas



DEFENSIVE PLAYER OF THE YEAR
Chris Hurd, North Texas



FRESHMAN OF THE YEAR
Kevin Payne, ULM



NEWCOMER OF THE YEAR
Aubrey Dorisrme, New Mexico State



SUN BELT COACH OF THE YEAR
Darrell Dickey, North Texas

FIRST TEAM OFFENSE

QB - Scott Hall, North Texas
RB - Patrick Cobbs, North Texas
RB - Zach Gerstner, Idaho
WR - Fred Stamps, Louisiana
WR - Kerry Wright, Middle Tennessee
TE - Chris Cooley, Utah State
OL - Andy Brewster, North Texas
OL - Kimani Jones, Arkansas State
OL - Steve Subia, New Mexico State
OL - Brandon Westbrook, Middle Tennessee
OL - Nick Zuniga, North Texas

FIRST TEAM DEFENSE

DL - Adrian Awasom, North Texas
DL - John Bradley, Arkansas State
DL - Antonio Floyd, Louisiana
DL - Brandon Kennedy, North Texas
LB - Les Echols, Arkansas State
LB - Chris Hurd, North Texas
LB - Cody Spencer, North Texas
DB - Jonas Buckles, North Texas
DB - Johnathan Burke, Arkansas State
DB - Chris Harris, ULM
DB - Craig Jones, North Texas

FIRST TEAM SPECIAL TEAMS

PK - Sean Comiskey, Louisiana
P - Joel Stelly, ULM
RS - Charles Estes, ULM
AP - David Fiefia, Utah State

SECOND TEAM OFFENSE

QB - Travis Cox, Utah State
RB - David Fiefia, Utah State
RB - Kevin Payne, ULM
WR - Ronshay Jenkins, New Mexico State
WR - Mack Vincent, ULM
TE - Mike McCoy, Idaho
OL - D'Anthony Batiste, Louisiana
OL - Bruce Hampton, ULM
OL - Trevor Hutton, Utah State
OL - Matt Martinez, Idaho
OL - Jake Scott, Idaho

SECOND TEAM DEFENSE

DL - Brian Howard, Idaho
DL - Ronald Tupea, Utah State
DL - Demetrios Walker, Middle Tennessee
DL - Corey Williams, Arkansas State
LB - Taylor Casey, North Texas
LB - Maurice Sonnier, ULM
LB - Robert Watts, Utah State
DB - C.C. Brown, Louisiana
DB - Rod Bryant, Idaho
DB - Terrance Washington, Utah State
DB - Michael Woods, Middle Tennessee

SECOND TEAM SPECIAL TEAMS

PK - Brian Kelly, Middle Tennessee
P - Brad Kadlubar, North Texas
RS - David Fiefia, UTah State
AP - Ronshay Jenkins, New Mexico State

2002 ALL-CONFERENCE HONORS



PLAYER OF THE YEAR
Brandon Kennedy, North Texas



OFFENSIVE PLAYER OF THE YEAR
Danny Smith, Arkansas State



DEFENSIVE PLAYER OF THE YEAR
Brandon Kennedy, North Texas



FRESHMAN OF THE YEAR
Paul Dombrowski, New Mexico State



NEWCOMER OF THE YEAR
Jonathan Burke, Arkansas State



SUN BELT COACH OF THE YEAR
Darrell Dickey, North Texas

FIRST TEAM OFFENSE

QB - Brian Lindgren, Idaho
RB - Kevin Galbreath, North Texas
RB - Danny Smith, Arkansas State
TE - Jeff Muenchow, North Texas
WR - Fred Stamps, Louisiana
WR - Mack Vincent, ULM
OL - Shalimar Jackson, New Mexico State
OL - Garry Johnson, Arkansas State
OL - J.R. Randle, North Texas
OL - Brandon Westbrook, Middle Tennessee
OL - Nick Zuniga, North Texas

FIRST TEAM DEFENSE

DL - John Bradley, Arkansas State
DL - Darrell Daniels, North Texas
DL - Brandon Kennedy, North Texas
DL - Corey Williams, Arkansas State
LB - Taylor Casey, North Texas
LB - Jordan Kramer - Idaho
LB - Cody Spencer, North Texas
DB - Craig Jones, North Texas
DB - Don McGee - North Texas
DB - Siddeeq Shabazz, New Mexico State
DB - Charles Tillman, Louisiana

FIRST TEAM SPECIAL TEAMS

PK - Dario Aguiniga, New Mexico State
P - Robert Billings, Middle Tennessee
RS - James Hickenbotham, Arkansas State
AP - Reshard Lee, Middle Tennessee

SECOND TEAM OFFENSE

QB - Paul Dombrowski, New Mexico State
RB - Dwone Hicks, Middle Tennessee
RB - Bryant Jacobs, ULM
TE - Josh Joerg, Louisiana
WR - Tyrone Calico, Middle Tennessee
WR - John Jelmsberg, Idaho
OL - John Crossley, Arkansas State
OL - Glen Elarbee, Middle Tennessee
OL - Jonathon Rausch, Louisiana
OL - Matt Turney, North Texas
OL - B.J. Van Driesen, New Mexico State

SECOND TEAM DEFENSE

DL - Adrian Awasom, North Texas
DL - Chris McIver, North Texas
DL - Walter Sampson, Louisiana
DL - John Thompson, ULM
LB - Les Echols, Arkansas State
LB - Rich Glover, New Mexico State
LB - Carlos Hughes, ULM
DB - Chuck Allen, Arkansas State
DB - Jonas Buckles, North Texas
DB - Jonathan Burke, Arkansas State
DB - Chris Harris, ULM

SECOND TEAM SPECIAL TEAMS

PK - Brian Kelly, Middle Tennessee
P - Brad Kadlubar, North Texas
RS - Cedric Thompson, Idaho
AP - Ja'Mel Branch, North Texas



2001 ALL-CONFERENCE HONORS



PLAYER OF THE YEAR
Wes Counts, Middle Tennessee



OFFENSIVE PLAYER OF THE YEAR
Dwone Hicks, Middle Tennessee



DEFENSIVE PLAYER OF THE YEAR
Brad Kassell, North Texas



FRESHMAN OF THE YEAR
Ja'Mel Branch, North Texas



NEWCOMER OF THE YEAR
Kevin Galbreath, North Texas



SUN BELT COACH OF THE YEAR
Darrell Dickey, North Texas

FIRST TEAM OFFENSE

QB - Wes Counts, Middle Tennessee
RB - Kevin Galbreath, North Texas
RB - Dwone Hicks, Middle Tennessee
TE - Jeff Muenchow, North Texas
WR - Chris Lacy, Idaho
WR - Kendall Newson, Middle Tennessee
OL - Garry Johnson, Arkansas State
OL - J.R. Randle, North Texas
OL - Brandon Westbrook, Middle Tennessee
OL - Tony Wragge, New Mexico State
OL - Nick Zuniga, North Texas

FIRST TEAM DEFENSE

DL - Brandon Kennedy, North Texas
DL - Donald Malveaux, ULM
DL - Joe Olivo, New Mexico State
DL - Tanaka Scott, Middle Tennessee
LB - Scotty Brown, Middle Tennessee
LB - Brad Kassell, North Texas
LB - D'Wayne Taylor, New Mexico State
DB - Jykine Bradley, Middle Tennessee
DB - Jonas Buckles, North Texas
DB - Siddeeq Shabazz, New Mexico State
DB - Charles Tillman, Louisiana

FIRST TEAM SPECIAL TEAMS

PK - Jason Ball, North Texas
P - Jason Ball, North Texas
RS - James Hickenbotham, Arkansas State
AP - James Hickenbotham, Arkansas State

SECOND TEAM OFFENSE

QB - John Welsh, Idaho
QB - K.C. Enzinger, New Mexico State
RB - Jonathan Adams, Arkansas State
RB - Kenton Keith, New Mexico State
TE - Jerry Pegues, Arkansas State
WR - Nick Dugas, Louisiana
WR - George Marshall, North Texas
OL - Glen Elarbee, Middle Tennessee
OL - Shalimar Jackson, New Mexico State
OL - Jonathon Rausch, Louisiana
OL - Jake Scott, Idaho
OL - Matt Turney, North Texas

SECOND TEAM DEFENSE

DL - Jonathan Bradley, Arkansas State
DL - Brandon Kania, Idaho
DL - Alex Pahulu, North Texas
DL - Ron Paris, North Texas
LB - Ross Brupbacher, Louisiana
LB - Maurice Sonnier, ULM
LB - Cody Spencer, North Texas
DB - Dedrick Buckels, ULM
DB - Kyries Hebert, Louisiana
DB - Craig Jones, North Texas
DB - Michael Woods, Middle Tennessee

SECOND TEAM SPECIAL TEAMS

PK - Dario Aguiniga, New Mexico State
P - Robert Billings, Middle Tennessee
RS - Tony Lukins, New Mexico State
AP - Reshard Lee, Middle Tennessee

PLAYER OF THE WEEK HONORS

2024

| OFFENSE | DEFENSE | SPECIAL TEAMS |
|---|--|--|
| S02: Ethan Vasko, Coastal Carolina (RS So., QB) | S02: Wydett Williams Jr., ULM (Jr. DB) | S02: Clune Van Andel, Arkansas State (So., K) |
| S09: Jordan McCloud, Texas State (RS Sr., QB) | S09: Jahron Manning, Old Dominion (Jr., DB) | S09: Courtney Jackson, Arkansas State (RS Sr., RS) |
| S16: Joey Aguilar, App State (Sr., QB) | S16: Kevin Swint, Georgia State (Sr. LB) | S16: Devonte Ross, Troy (Jr. RS) |
| S23: Alonza Barnett, James Madison (RS So., QB) | S23: Jordan Scruggs, South Alabama (RS Jr., DB) | S23: Terrence Spence, James Madison (Sr., DB) |
| S30: Alonza Barnett, James Madison (RS So., QB) | S30: J.J. Roberts, Marshall (RS Sr., DB) | S30: Kenneth Almendares, Louisiana (RS Sr., K) |
| O07: Braylon Braxton, Marshall (RS Jr., QB) | O07: Cameron Whitfield, Louisiana (RS Jr., LB) | O07: Clune Van Andel, Arkansas State (So., K) |
| O14: Jordan McCloud, Texas State (RS Sr., QB) | O14: Marques Watson-Trent, Georgia Southern (RS Sr., LB) | O14: Kenneth Almendares, Louisiana (RS Sr., K) |
| O21: A.J. Turner, Marshall (RS So., RB) | O21: Jayden Jones, Arkansas State (RS Jr., DL) | O21: Rece Verhoff, Marshall (Jr., K) |
| O28: Colton Joseph, Old Dominion (RS Fr., QB) | O28: Jacob Dobbs, James Madison (RS Sr., LB) | O28: Cam Ross, James Madison (RS Sr., RS) |
| N04: Damien Taylor, Troy (Jr., RB) | N04: Mike Green, Marshall (RS So., DL) | N04: Kenneth Almendares, Louisiana (RS Sr., K) |
| N11: Dre'lyn Washington, Louisiana (RS Jr., RB) | N11: Clev Lubin, Coastal Carolina (RS So., DL) | N11: Kenneth Almendares, Louisiana (RS Sr., K) |
| N18: Matthew Caldwell, Troy (Jr., QB) | N18: Bryan Whitehead, Arkansas State (Sr., DL) | N18: J.J. Roberts, Marshall (RS Sr., DB) |
| N25: Braylon Braxton, Marshall (RS Jr., QB) | N25: Keyon Martin, Louisiana (Sr. DB) | N25: Robert Williams, Louisiana (RS Jr., RS) |
| D02: Quinn Henicle, Old Dominion (Fr., QB) | D02: Tobias Fletcher, Coastal Carolina (Sr., DB) | D02: Scott Taylor Renfroe, Troy (Jr., K) |

2023

| OFFENSE | DEFENSE | SPECIAL TEAMS |
|--|--|--|
| S04: TJ Finley, Texas State (RS So., QB) | S04: Clayton Isbell, Coastal Carolina (Super Sr., S) | S04: Andrew Stein, Southern Miss (RS Jr., K) |
| S11: Davis Brin, Georgia Southern (6th Yr., QB) | S11: Jason Henderson, Old Dominion (Jr., LB) | S11: Aiden Fisher, James Madison (So., LB) |
| S18: Darren Grainger, Georgia State (RS Sr., QB) | S18: LaMareon James, Old Dominion (Jr., CB) | S18: Camden Wise, James Madison (RS Sr., K) |
| S25: Rasheen Ali, Marshall (Jr., RB) | S25: Brian Holloway, Texas State (RS Sr., LB) | S25: Dominic Zvada, Arkansas State (So., K) |
| O02: Jaylen Raynor, Arkansas State (Fr., QB) | O02: Marques Watson-Trent, Georgia Southern (RS Jr., LB) | O02: Michael Hughes, App State (Jr., K) |
| O09: Kimani Vidal, Troy (Jr., RB) | O09: Jason Henderson, Old Dominion (Jr., LB) | O09: Dalen Cambre, Louisiana (RS Jr., WR) |
| O16: Grayson McCall, Coastal Carolina (RS Sr., QB) | O16: Richard Jibunor, Troy (Sr., BAN) | O16: Scott Taylor Renfroe, Troy (So., K) |
| O23: Jalen White, Georgia Southern (Sr., RB) | O23: Jalen Green, James Madison (Sr., DL) | O23: Ryan Hanson, James Madison (RS Jr., P) |
| O30: Gunnar Watson, Troy (Sr., QB) | O30: Cameron Whitfield, Louisiana (RS So., LB) | O30: Michael Lantz, Georgia Southern (RS Sr., K) |
| N06: Jordan McCloud, James Madison (RS Sr., QB) | N06: Jason Henderson, Old Dominion (Jr., LB) | N06: Dominic Zvada, Arkansas State (So., K) |
| N13: Jordan McCloud, James Madison (RS Sr., QB) | N13: Javon Solomon, Troy (Jr., DE) | N13: Jayden Harrison, Marshall (RS Jr., WR) |
| N20: Ja'Quez Cross, Arkansas State (RS So., RB) | N20: Ethan Johnson, App State (So., CB) | N20: Ja'Quez Cross, Arkansas State (RS So., RB) |
| N27: Jordan McCloud, James Madison (RS Sr., QB) | N27: Tyrek Funderburk, App State (RS Sr., CB) | N27: Kole Wilson, Texas State (So., WR) |



PLAYER OF THE WEEK HONORS

2022

| OFFENSE | DEFENSE | SPECIAL TEAMS |
|--|---|---|
| S05: Chase Brice (App State, Sr., QB) | S05: Jason Henderson (Old Dominion, So., LB) | S05: Eric Garror (Louisiana, Sr., RS) |
| S12: Kyle Vantrease (Georgia Southern, Sr., QB) | S12: Jalen McLeod (App State, So., LB) | S12: Matthew McDoom (Coastal Carolina, Fr., RS) |
| S19: Christian Horn (App State, So., WR) | S19: Nick Ross (App State, Jr., DB) | S19: Natrone Brooks (Southern Miss, Sr., RS) |
| S26: Todd Centeio (James Madison, Gr., QB) | S26: Carlton Martial (Troy, Sr., LB) | S26: Caullin Lacy (South Alabama, So., RS) |
| O03: Grayson McCall (Coastal Carolina, RS Jr., QB) | O03: Carlton Martial (Troy, Sr., LB) | O03: Johnnie Lang, Jr. (Arkansas State, RS Sr., RS) |
| O10: Todd Centeio (James Madison, Gr., QB) | O10: Tory Spears (Texas State, RS Jr., S) | O10: Seth Keller (Texas State, RS Jr., K) |
| O17: Kyle Vantrease (Georgia Southern, Sr., QB) | O17: Tre Hawkins (Old Dominion, Sr., DB) | O17: Kenneth Almendares (Louisiana, RS So., K) |
| O24: Ben Wooldridge (Louisiana, RS Jr., QB) | O24: Owen Porter (Marshall, RS Jr., DL) | O24: Mike Rivers (Troy, Sr., P) |
| 031: La'Damian Webb (South Alabama, Jr., RB) | 031: Shane Bruce (Coastal Carolina, RS So., LB) | 031: Evan Crenshaw (Coastal Carolina, Fr., P) |
| N07: La'Damian Webb (South Alabama, Jr., RB) | N07: Carlton Martial (Troy, Sr., LB) | N07: Rece Verhoff (Marshall, Fr., K) |
| N14: Todd Centeio (James Madison, Gr., QB) | N14: Carlton Martial (Troy, Sr., LB) | N14: Kenneth Almendares (Louisiana, RS So., K) |
| N21: Kimani Vidal (Troy, So., RB) | N21: Jaden Voisin (South Alabama, So., DB) | N21: Seth Keller (Texas State, RS Jr., K) |
| N28: Todd Centeio (James Madison, Gr., QB) | N28: Reddy Steward (Troy, Jr., DB) | N28: Alex Raynor (Georgia Southern, RS Jr., K) |

2021

| OFFENSE | DEFENSE | SPECIAL TEAMS |
|--|--|--|
| S06: Corey Rucker (Arkansas State, Fr., WR) | S06: Zion Williams (Troy, Jr., DB) | S06: Britton Williams (Georgia Southern, Fr., K) |
| S13: Reese White (Coastal Carolina, Jr., RB) | S13: Josaiiah Stewart (Coastal Carolina, Fr., DL) | S13: Diego Guajardo (South Alabama, So., K) |
| S20: Montrell Johnson (Louisiana, Fr., RB) | S20: Javon Solomon (Troy, RS Fr., BAN) | S20: Calum Sutherland (ULM, Sr., K) |
| S27: Nate Noel (App State, So., RB) | S27: Ja'Cquez Williams (ULM, Gr., LB) | S27: Alan Lamar (Arkansas State, Sr., RS) |
| O04: Logan Wright (Georgia Southern, RS Sr., RB) | O04: D'Marco Jackson (App State, Sr., LB) | O04: Chris Smith (Louisiana, RS So., RS) |
| O11: Isaiah Likely (Coastal Carolina, Sr., TE) | O11: Sione Tupou (Texas State, Jr., LB) | O11: Brooks Buce (Troy, Jr., K) |
| O18: Jake Bently (South Alabama, Sr., QB) | O18: Carlton Martial (Troy, Jr., LB) | O18: Calum Sutherland (ULM, Sr., K) |
| O25: Chandler Rogers (ULM, Fr., QB) | O25: Demetrius Taylor (App State, Super Sr., DL) | O25: Chandler Staton (App State, Super Sr., K) |
| N01: Grayson McCall (Coastal Carolina, RS So., QB) | N01: Trey Cobb (App State, Sr., LB) | N01: Alan Lamar (Arkansas State, Sr., RS) |
| N08: Tyler Vitt (Texas State, Jr., QB) | N08: Steven Jones (App State, Sr., DB) | N08: Alex Spillum (Coastal Carolina, RS Sr., S) |
| N15: Darren Grainger (Georgia State, RS Jr., QB) | N15: Eldrick Robinson II (Georgia Southern, Fr., LB) | N15: Blake Grupe (Arkansas State, RS Jr., K) |
| N22: Grayson McCall (Coastal Carolina, RS So., QB) | N22: Chauncey Manac (Louisiana, RS Sr., LB) | N22: Dalen Cambre (Louisiana, RS Fr., WR) |
| N29: Shermari Jones (Coastal Carolina, Sr., RB) | N29: Silas Kelly (Coastal Carolina, Super Sr., LB) | N29: Jalen Virgil (App State, Super Sr., RS) |

2020

| OFFENSE | DEFENSE | SPECIAL TEAMS |
|---|--|--|
| S07: Jalen Tolbert (South Alabama, Jr., WR) | S07: Nick Mobley (South Alabama, Jr., LB) | S07: Blake Grupe (Arkansas State, RS Jr., K) |
| S14: Jonathan Adams (Arkansas State, Sr., WR) | S14: Ferrod Gardner (Louisiana, RS Sr., LB) | S14: Chris Smith (Louisiana, RS So., RS) |
| S21: Elijah Mitchell (Louisiana, Sr., RB) | S21: Silas Kelly (Coastal Carolina, RS Sr., LB) | S21: Rhys Byrns (Louisiana, Jr., P) |
| S28: Daetrich Harrington (App State, Jr., RB) | S28: Lorenzo McCaskill (Louisiana, RS Jr., LB) | S28: Nate Snyder (Louisiana, RS Jr., K) |
| O05: Grayson McCall (Coastal Carolina, RS Fr., QB) | O05: Antavious Lane (Georgia State, RS Fr., S) | O05: NaJee Thompson (Georgia Southern, Jr., RS) |
| O12: Gunnar Watson (Troy, So., QB) | O12: Justin Rice (Arkansas State, RS Sr., LB) | O12: Ryan Hanson (Arkansas State, RS Fr., P) |
| O19: Jonathan Adams (Arkansas State, Sr., WR) | O19: Riley Cole (South Alabama, Sr., LB) | O19: Massimo Biscardi (Coastal Carolina, Jr., K) |
| O26: Kawaan Baker (South Alabama, Sr., WR & Zac Thomas (App State, Sr., QB) | O26: Jordan Strachan (Georgia State, RS Jr., LB) | O26: Chris Smith (Louisiana, RS So., RS) |
| N02: Grayson McCall (Coastal Carolina, RS Fr., QB) | N02: Tarron Jackson (Coastal Carolina, RS Sr., DE) | N02: Seth Keller (Texas State, So., K) |
| N09: Cornelius Brown IV (Georgia State, RS Fr., QB) | N09: Tarron Jackson (Coastal Carolina, RS Sr., DE) | N09: Jack Martin (Troy, So., K/P) |
| N16: Levi Lewis (Louisiana, Sr., QB) | N16: D'Marco Jackson (App State, Jr., LB) | N16: Jeremiah Haydel (Texas State, Sr., RS) |
| N23: Brady McBride (Texas State, So., QB) | N23: C.J. Brewer (Coastal Carolina, RS Sr., DT) | N23: Chandler Staton (App State, Sr., K) |
| N30: Jalen Tolbert (South Alabama, Jr., WR) | N30: Tarron Jackson (Coastal Carolina, RS Sr., DE) | N30: Noel Ruiz (Georgia State, Sr., K) |
| D07: Corey Rucker (Arkansas State, Fr., WR) | D07: Jeffrey Gunter (Coastal Carolina, Jr., DB) | D07: Khaleb Hood (Georgia Southern, So., RS) |
| D14: Grayson McCall (Coastal Carolina, RS Fr., QB) | D14: Carlton Martial (Troy, Jr., LB) | D14: Jalen Virgil (App State, Sr., RS) |

PLAYER OF THE WEEK HONORS

2019

| OFFENSE | DEFENSE | SPECIAL TEAMS |
|---|---|---|
| S02: Dan Ellington (Georgia State, Sr., QB) | S02: Carlton Martial (Troy, So., LB) | S02: Massimo Biscardi (Coastal Carolina, So., PK) |
| S09: Darrynton Evans (App State, Jr., QB) | S09: Chandler Kryst (Coastal Carolina, Sr., DB) | S09: Tyler Bass (Georgia Southern, Sr., PK) |
| S16: Kaleb Barker (Troy, Sr., QB) | S16: Rashad Byrd (Georgia Southern, Sr., LB) | S16: Monquavion Brinson (Georgia Southern, Sr., DB) |
| S23: Elijah Mitchell (Louisiana, Jr., RB) | S23: Demetrius Taylor (App State, Jr., DL) | S23: Joshua Rowland (Texas State, Sr., PK) |
| S30: Omar Bayless (Arkansas State, RSR, WR) | S30: Jacques Boudreaux (Louisiana, Sr., LB) | S30: Cody Grace (Arkansas State, Sr., P) |
| O07: Dan Ellington (Georgia State, Sr., QB) | O07: Raymond Johnson III (Georgia Southern, Sr., DE) | O07: Cody Grace (Arkansas State, Sr., P) |
| O14: Zac Thomas (App State, Rjr., QB) | O14: Akeem Davis-Gaither (App State, Sr., LB) | O14: Rhys Byrns (Louisiana, SO, P) |
| O21: Raymond Calais (Louisiana, Sr., RB) | O21: Trajan Stephens-McQueen (Georgia State, Jr., LB) | O21: Tyler Sumpter (Troy, Jr., K/P) |
| O28: Tra Barnett (Georgia State, Sr., RB) | O28: Nathan Page (Arkansas State, So., CB) | O28: Wesley Kennedy III (Georgia Southern, Jr., RB) |
| N04: Wesley Kennedy III (Georgia Southern, Jr., RB) | N04: Darreon Jackson (Arkansas State, Sr., DB) | N04: Blake Grupe (Arkansas State, So., K) |
| N11: Caleb Evans (ULM, Sr., QB) | N11: Marcus Webb (Troy, Sr., DT) | N11: Hutch White (Texas State, Sr., WR/RS) |
| N18: Kaleb Barker (Troy, Sr., QB) | N18: Shaun Jolly (App State, So., DB) | N18: Anthony Beck II (Georgia Southern, Fr., P) |
| N25: Caleb Evans (ULM, Sr., QB) | N25: Cortez Sisco Jr. (ULM, Sr., LB) | N25: Stevie Artigue (Louisiana, Sr., K) |
| D02: Zac Thomas (App State, Rjr., QB) | D02: Jacques Boudreaux (Louisiana, Sr., LB) | D02: Blake Grupe (Arkansas State, So., K) |

2018

| OFFENSE | DEFENSE | SPECIAL TEAMS |
|---|---|---|
| S03: Justice Hansen (Arkansas State, Sr., QB) | S03: Tomarcio Reese (Georgia Southern, Sr., LB) | S03: Darrynton Evans (App State, So., RB) |
| S10: Zac Thomas (App State, So., QB) | S10: Donald Louis Jr. (ULM, Jr., DE) | S10: James Sherman (Texas State, Sr., K) |
| S17: Jamarius Way (South Alabama, Sr., WR) | S17: Tron Folsom (Troy, Jr., LB) | S17: Tyler Sumpter (Troy, So., K/P) |
| S24: Kaleb Barker (Troy, Jr., QB) | S24: William Bradley-King (Arkansas State, So., DE) | S24: Steven Jones (App State, Fr., DB) |
| O01: Jabir Daughtry-Frye (Troy, So., RB) | O01: Logan Hunt (Georgia Southern, Sr., DE) | O01: Marcus Jones (Troy, So., DB) |
| O08: Elijah Mitchell (Louisiana, So., RB) | O08: Monquavion Brinson (Georgia Southern, Jr., DB) | O08: Marcus Green (ULM, Sr., WR) |
| O15: Andre Nunez (Louisiana, Sr., QB) | O15: Jordan Fehr (App State, Jr., LB) | O15: Tra Minter (South Alabama, Jr., RB) |
| O22: Darrynton Evans (App State, So., RB) | O22: Tajhea Chambers (Arkansas State, So., LB) | O22: Tyler Bass (Georgia Southern, Jr., PK) |
| Justice Hansen (Arkansas State, Sr., QB) | O29: Kindle Vildor (Georgia Southern, Jr., DB) | O29: Kyle Pfau (Louisiana, Sr., K) |
| O29: Shai Werts (Georgia Southern, r-So., QB) | N05: Jordan Fehr (App State, Jr., LB) | N05: Tyler Sumpter (Troy, So., K/P) |
| N05: Caleb Evans (ULM, Jr., QB) | N12: Antione Barker (Troy, Jr., DE) | N12: Tyler Sumpter (Troy, So., K/P) |
| N12: Raymond Calais (Louisiana, Jr., RB) | N19: Justin Clifton (Arkansas State, Sr., DB) | N19: Tyler Sumpter (Troy, So., K/P) |
| N19: Zac Thomas (App State, So., QB) | N26: Akeem Davis-Gaither (App State, Jr., LB) | N26: Justin McInnis (Arkansas State, Sr., WR) |
| N26: Tra Minter (South Alabama, Jr., RB) | | |

2017

| OFFENSE | DEFENSE | SPECIAL TEAMS |
|---|--|--|
| S04: Osharmar Abercrombie (Coastal Carolina, Sr., RB) | S04: Easy Anyama (Texas State, Sr., LB) | S04: Raymond Calais (Louisiana, So., RB) |
| S11: Tyler Rogers (New Mexico State, Sr., QB) | S11: Ron Laforce (New Mexico State, Jr., DB) | S11: Marcus Ripley (Texas State, So., P) |
| S18: Brandon Silvers (Troy, Sr., QB) | S18: Anthony Flory (App State, Jr., LB) | S18: Gus Nave (South Alabama, Fr., DB) |
| S25: Caleb Evans (ULM, So., QB) | S25: Shamad Lomax (New Mexico State, So., DB) | S25: Cade Coffey (Idaho, Fr., K) |
| O02: Jordan Chunn (Troy, Sr., RB) | O02: Blace Brown (Troy, Jr., DB) | O02: Marcus Green (ULM, Jr., WR) |
| O09: Jalin Moore (App State, Jr., RB) | O09: Clifton Duck (App State, So., DB) | O09: Cade Coffey (Idaho, Fr., K) |
| O16: Penny Hart (Georgia State, So., WR) | O16: Marterious Allen (Georgia State, Jr., DL) | O16: Marcus Green (ULM, Jr., WR) |
| O23: Justice Hansen (Arkansas State, Jr., QB) | O23: JaVon Rolland-Jones (Arkansas State, Sr. DL) | O23: Evan Rabon (Coastal Carolina, Jr., P/K) |
| Taylor Lamb (App State, Sr., QB) | Jeremy Reaves (South Alabama, Sr., DB) | O30: Blaise Taylor (Arkansas State, Sr., DB) |
| O30: Matt Linehan (Idaho, Sr., QB) | O30: Eric Boggs (App State, Sr., LB) | N06: Marcus Green (ULM, Jr., WR) |
| N06: Caleb Evans (ULM, So., QB) | N06: Cedric Wilcots II (New Mexico State, So., DL) | N13: Marcus Jones (Troy, Fr., DB) |
| N13: Cole Garvin (South Alabama, Jr., QB) | N13: Bull Barge (South Alabama, Jr., LB) | N20: Evan Rabon (Coastal Carolina, Jr., P/K) |
| N20: Shai Werts (Georgia Southern, Fr., QB) | N20: JaVon Rolland-Jones (Arkansas State, Sr. DL) | N27: Marcus Green (ULM, Jr., WR) |
| N27: Justice Hansen (Arkansas State, Jr., QB) | N27: Cedric Wilcots II (New Mexico State, So., DL) | D04: Marcus Jones (Troy, Fr., DB) |
| D04: Tyler Rogers (New Mexico State, Sr., QB) | D04: Terrill Hanks (New Mexico State, Jr., LB) | |

PLAYER OF THE WEEK HONORS

2016

| OFFENSE | DEFENSE | SPECIAL TEAMS |
|---|---|--|
| S05: Dallas Davis (South Alabama, So., QB) | S05: Roman Buchanan (South Alabama, Sr., LB) | S05: Marcus Ripley (Texas State, Fr., K) |
| S12: Marcus Cox (App State, Sr., RB) | S12: Rodney Butler (New Mexico State, Sr., LB) | S12: Parker Davidson (New Mexico State, So., K) |
| S19: Elijah McGuire (Louisiana, Sr., RB) | S19: Bobby Baker (Georgia State, Sr., DB) | S19: Ryan Kay (Troy, Sr., P/K) |
| S26: Jalin Moore (App State, So., RB) | S26: Kaden Elliss (Idaho, So., LB) | S26: Jabir Frye (Troy, Fr., RB) |
| O03: Cole Garvin (South Alabama, So., QB) | O03: Rodney Butler (New Mexico State, Sr., LB) | O03: Bentlee Critcher (App State, Sr., P/K) |
| O10: Justice Hansen (Arkansas State, So., QB) | O10: Mackendy Cheridor (Georgia State, R-Jr., DL) | O10: Austin Rehkow (Idaho, Sr., P/K) |
| O17: Matt Linehan (Idaho, Jr., QB) | O17: Chris Humes (Arkansas State, Sr., DB) | O17: Ryan Kay (Troy, Sr., P/K) |
| O24: Jordan Chunn (Troy, Jr., RB) | O24: Clifton Duk (App State, Fr., DB) | O24: Younghoe Koo (Georgia Southern, r-Sr., P/K) |
| O31: Justice Hansen (Arkansas State, So., QB) | O31: Ukerne Eligwe (Georgia Southern, r-Jr. LB) | O31: Brandon McKee (South Alabama, Sr., P) |
| N07: Caleb Evans (ULM, Fr., QB) | N07: Kennan Gilchrist (App State, LB, Sr.) | N07: Blaise Taylor (Arkansas State, Jr., DB) |
| N14: Thomas Koufie (ULM, So., RB) | N14: Money Hunter (Arkansas State, Sr., DB) | N14: Austin Rehkow (Idaho, Sr., P/K) |
| N21: Marcus Cox (App State, Sr., RB) | N21: Chris Odorn (Arkansas State, Sr., DE) | N21: Brandon McKee (South Alabama, Sr., P) |
| N28: Isaiah Saunders (Idaho, So., RB) | N28: Jalen Thompson (South Alabama, So., DB) | N28: Bentlee Critcher (App State, Sr., P) |
| D05: Xavier Johnson (South Alabama, Jr., RB) | D05: Chris Odorn (Arkansas State, Sr., DE) | D05: Austin Rehkow (Idaho, Sr., P/K) |

2015

| OFFENSE | DEFENSE | SPECIAL TEAMS |
|---|--|---|
| S07: Rashon Ceaser (ULM, WR, Sr.) | S07: Bobby Baker (Georgia State, DB, Jr.) | S07: Aleem Sunanon (South Alabama, PK, Jr.) |
| S14: Matt Breida (Georgia Southern, RB, Jr.) | S14: Jaden Wright (New Mexico State, DB, So.) | S14: Teddy Ruben (Troy, Returner, Sr.) |
| S21: Tyler Jones (Texas State, QB, Jr.) | S21: Jeremy Reaves (South Alabama, DB, So.) | S21: Aleem Sunanon (South Alabama, PK, Jr.) |
| S28: Taylor Lamb (App State, QB, So.) | S28: John Law (App State, LB, Jr.) | S28: J.D. McKissic (Arkansas State, WR, Sr.) |
| O05: Michael Gordon (Arkansas State, RB, Sr.) | O05: Kalen Jackson (South Alabama, LB, Jr.) | O05: Zach Matics (App State, PK, Sr.) |
| O12: Jalen Nixon (Louisiana, QB, Jr.) | O12: Latrell Gibbs (App State, DB, So.) | O12: Jeryl Brazil (Louisiana, DB, Jr.) |
| O19: Nick Arbuckle (Georgia State, QB, Sr.) | O19: Eric Boggs (App State, LB, So.) | O19: Austin Rehkow (Idaho, PK/P, Jr.) |
| O26: Robert Lowe (Texas State, RB, Sr.) | O26: Cody Brown (Arkansas State, DB, Jr.) | O26: Lumi Kaba (Texas State, PK/P, Jr.) |
| N02: Larry Rose III (New Mexico State, RB, So.) | N02: Ronald Blair (App State, DL, Sr.) | N02: Zach Matics (App State, PK, Sr.) |
| N09: Larry Rose III (New Mexico State, RB, So.) | N09: Blake Dees (South Alabama, LB, Sr.) | N09: Jed Solomon (Troy, K, Sr.) |
| N16: Nick Arbuckle (Georgia State, QB, Sr.) | N16: Chandon Sullivan (Georgia State, DB, So.) | N16: Jeremy Reaves (South Alabama, DB, So.) |
| N23: Andrew Allen (New Mexico State, QB, So.) | N23: Tarris Batiste (Georgia State, DB, Sr.) | N23: Parker Davidson (New Mexico State, K, Fr.) |
| N30: Fredi Knighten (Arkansas State, QB, So.) | N30: Eric Boggs (App State, LB, So.) | N30: Blaise Taylor (Arkansas State, DB/RS, So.) |
| D07: Nick Arbuckle (Georgia State, QB, Sr.) | D07: Tarris Batiste (Georgia State, DB, Sr.) | D07: Zach Matics (App State, PK, Sr.) |

2014

| OFFENSE | DEFENSE | SPECIAL TEAMS |
|--|---|--|
| S01: Tyler Jones (Texas State, So., QB) | S01: Mitch Lane (ULM, Jr., DB) | S01: Luke Ferguson (Arkansas State, Jr., PK/P) |
| S08: Ajalen Holley (ULM, So., WR) | S08: Rodney Butler (New Mexico State, So., LB) | S08: Maxwell Johnson (New Mexico State, Sr., PK) |
| S15: Nick Arbuckle (Georgia State, Jr., QB) | S15: Maleki Harris (South Alabama, Sr., LB) | S15: Daniel Cadona (Louisiana, Sr., P) |
| Kevin Ellison (Georgia Southern, So., QB) | S22: Qushaun Lee (Arkansas State, SR., LB) | S22: Artez Brown (Arkansas State, Sr., DB) |
| S22: Matt Breida (Georgia Southern, So., RB) | S29: David Mayo (Texas State, Sr., LB) | S29: Justin Manton (ULM, Sr., PK/P) |
| S29: Kevin Ellison (Georgia Southern, So., QB) | O06: Craig Mager (Texas State, Sr., DB) | O06: Wil Lutz (Georgia State, Jr., PK/P) |
| O06: Terrence Franks (Texas State, Sr., RB) | O13: Jamal Stodom (Troy, R-Fr., DL) | O13: Chandler Worthy (Troy, Sr. KR/WR) |
| O13: Fredi Knighten (Arkansas State, Jr., QB) | O20: Christian Ringo (Louisiana, Sr., DL) | O20: Austin Rehkow (Idaho, So., PK/P) |
| O20: Brandon Bridge (South Alabama, Sr., QB) | O27: David Mayo (Texas State, Sr., LB) | O27: Daniel Cadona (Louisiana, Sr., P) |
| O27: Elijah McGuire (Louisiana, So., RB) | N03: Ja'Von Rolland-Jones (Arkansas State, DE, r-Fr.) | N03: Terrence Franks (Texas State, RB, Sr.) |
| N03: Marcus Cox (App State, RB, So.) | N10: Matt Dobson (Georgia Southern, DB, Jr.) | N10: Bentlee Critcher (App State, PK/P, So.) |
| N10: Taylor Lamb (App State, QB, Fr.) | N17: Montres Kitchens (Troy, DB, Jr.) | N17: Blaise Taylor (Arkansas State, DB, Fr.) |
| N17: Marcus Cox (App State, RB, So.) | N24: Michael Johnson (ULM, LB, Jr.) | N24: Bobo Beathard (App State, Jr., RS) |
| N24: Robert Lowe (Texas State, RB, Jr.) | D01: John Law (App State, LB, So.) | Justin Manton (ULM, Sr., PK/P) |
| D1: Fredi Knighten (Arkansas State, QB, Jr.) | | D01: Will Johnson (Texas State, PK/P, Sr.) |

PLAYER OF THE WEEK HONORS

2013

| OFFENSE | DEFENSE | SPECIAL TEAMS |
|--|--|---|
| S02: Corey Robinson (Troy, Sr., QB) | S02: David Mayo (Texas State, Jr., LB) | S02: Will Scott (Troy, Sr., K) |
| S09: Ross Methery (South Alabama, Sr., QB) | S09: Jadarius Garner (Troy, So., DL) | S09: Darryl Surgent (Louisiana, Sr., RS) |
| S16: Kolton Browning (ULM, Sr., QB) | S16: Tyrell Pearson (South Alabama, Sr., DB) | S16: Aleem Sunanon (South Alabama, R-Fr., K) |
| S23: Terrance Broadway (Louisiana, Jr., QB) | S23: Xavius Boyd (WKU, Sr., LB) | S23: Jonathan Dowling (WKU, r-Jr., DB) |
| S30: Antonio Andrews (WKU, Sr., RB) | S30: Xavius Boyd (WKU, Sr., LB) | S30: Zach Robinson (Texas State, Sr., P) |
| O07: Eric Thomas (Troy, Sr., WR) | O07: Xavius Boyd (WKU, Sr., LB) | O07: Brandon Smith (Texas State, So., WR) |
| O14: Adam Kennedy (Arkansas State, Sr., QB) | O14: Isaiah Newsome (ULM, Sr., DB) | O14: J.D. McKissic (Arkansas State, So., RS) |
| O21: Robert Lowe (Texas State, So., RB) | O21: Justin Anderson (Louisiana, Sr., LB) | O21: Will Johnson (Texas State, Jr., P/K) |
| O28: Kolton Browning (ULM, Sr., QB) | O28: Ryan Carrethers (Arkansas State, Sr., DL) | O28: Jason Dann (Texas State, Jr., K) |
| N04: Alonzo Harris (Louisiana, Jr., RB) | N04: Sterling Young (Arkansas State, Jr., DB) | N04: Justin Manton (ULM, Jr., K/P) |
| N11: Adam Kennedy (Arkansas State, Sr., QB) | N11: Tyler Roberts (Troy, So., DL) | N11: Darryl Surgent (Louisiana, Sr., RS/WR) |
| N18: Elijah McGuire (Louisiana, Fr., RB) | N18: Trae Johnson (Louisiana, Jr., LB) | N18: Brian Davis (Arkansas State, Sr., K) |
| N25: Antonio Andrews (WKU, Sr., RB) | N25: Cam Thomas (WKU, Jr., DB) | N25: Brock Barnhill (Arkansas State, Jr., DB) |
| D02: Shavarez Smith (South Alabama, Jr., WR) | D02: Camren Hudson (Troy, Sr. DB) | D02: Justin Manton (ULM, Jr., K/P) |
| D09: Jay Jones (South Alabama, Jr., RB) | D09: Pat Moore (South Alabama, Sr., DL) | D09: Daniel Cadona (Louisiana, Jr., P) |

2012

| OFFENSE | DEFENSE | SPECIAL TEAMS |
|--|--|---|
| S3: Shawn Southward (RB), Troy | S3: De'Von Terry (LB), Troy | S3: Brett Baer (K/P), Louisiana |
| S10: Kolton Browning (QB), ULM | S10: Jemarlous Moten (DB), Louisiana | S10: Brett Baer (K/P), Louisiana |
| S17: Antonio Andrews (RB), WKU | S17: Jonathan Dowling (DB), WKU | S17: Hendrix Brakefield (P), WKU |
| S24: Antonio Andrews (RB), WKU | S24: Brynden Trawick (DB), Troy | S24: Will Scott (K/P), Troy |
| O1: Benny Cunningham (RB), Mid. Tennessee | O1: Quanterus Smith (DL), WKU | O1: Brett Baer (K/P), Louisiana |
| O8: Kolton Browning (QB), ULM | O8: Qushaun Lee (LB), Arkansas State | O8: Brett Baer (K/P), Louisiana |
| O15: Benny Cunningham (RB), Mid. Tennessee | O15: Nathan Herrold (LB), Arkansas State | O5: Michel Chapuseaux (K), South Alabama |
| O22: Kolton Browning (QB), ULM | O22: Zach Orr (LB), North Texas | O22: Pat Moore (DE/LB), South Alabama |
| O29: Logan Kilgore (QB), Mid. Tennessee | O29: Quanterus Smith (DL), WKU | O29: Brian Davis (K), Arkansas State |
| N5: Terrance Broadway (QB), Louisiana | N5: Jordan Hunt (LB), FIU | N5: Reggie Whatley (RS), Mid. Tennessee |
| N12: Ryan Aplin (QB), Arkansas State | N12: Erneka Onyeneku (DL), Louisiana | N12: Will Scott (K/P), Troy |
| N19: Ryan Aplin (QB), Arkansas State | N19: Jajuan Harley (DB), Mid. Tennessee | N19: Richard Leonard (RS), FIU |
| N26: Antonio Andrews (RB), WKU | N26: Kevin Byard (DB), Mid. Tennessee | N26: Michel Chapuseaux (K), South Alabama |
| D3: Ryan Aplin (QB), Arkansas State | D3: Nathan Herrold (LB), Arkansas State | D3: Brian Davis (K), Arkansas State |

2011

| OFFENSE | DEFENSE | SPECIAL TEAMS |
|--|---|--|
| S05: T.Y. Hilton (FIU, Sr., WR) | S05: Eric Russell (Middle Tennessee, Sr., DB) | S05: Hendrix Brakefield (WKU, So., P) |
| S12: T.Y. Hilton (FIU, Sr., WR) | S12: Winston Fraser (FIU, R-Jr., LB) | S12: Breelan Chancellor (North Texas, So., KR) |
| S19: Corey Robinson (Troy, So., QB) | S19: LaDarius Madden (Troy, Sr., DB) | S19: Melvin White (Louisiana, Sr., DB) |
| S26: Blaine Gautier (Louisiana, QB) | S26: Isame Faciane (FIU, So., DT) | S26: Brian David (Arkansas State, So., K) |
| O03: Ryan Aplin (Arkansas State, Jr., QB) | O03: Chris Pickett (Troy, So., DB) | O03: Brett Baer (Louisiana, K/P) |
| O10: Chris Masson (Louisiana, Sr., QB) | O03: Lance Kelley (Louisiana, LB) | O10: Don Jones (Arkansas State, Jr.) |
| O17: Kolton Browning (ULM, So., QB) | O10: Kelcie McCray (Arkansas State, Sr., DB) | O17: Mitchell Bailey (ULM, Jr., RB) |
| O24: Bobby Rainey (WKU, Sr., RB) | O17: Lance Kelly (Louisiana, So., LB) | O24: Luther Ambrose (ULM, Sr., WR/KR) |
| O31: Alonzo Harris (Louisiana, Fr., RB) | O24: Eric Russell (Middle Tennessee, Sr., DB) | O31: Jack Griffin (FIU, Jr., K) |
| N07: Ryan Aplin (Arkansas State, Jr., QB) | O31: Melvin White (Louisiana, Sr., DB) | N07: Brett Baer (Louisiana, Jr., K) |
| N14: Derek Thompson (North Texas, So., QB) | N07: Devon Lewis-Buchanan (Louisiana, Sr., LB) | N14: T.Y. Hilton (FIU, Sr., WR/PR/KR) |
| N21: Bobby Rainey (WKU, Sr., RB) | N14: Brandon Joiner (Arkansas State, Sr., DL) | N21: Luther Ambrose (ULM, Sr., KR) |
| N28: Bobby Rainey (WKU, Sr., RB) | N21: Jonathan Cyprien (FIU, Jr., S) | N28: Brett Baer (Louisiana, K/P) |
| D05: Lance Dunbar (North Texas, Sr., RB) | N28: Jemarlous Moten (Louisiana, DB) | D05: Don Jones (Arkansas State, Jr., DB) |
| | D05: S: Darryl Feemster (Arkansas State, Sr., DB) | |

PLAYER OF THE WEEK HONORS

2010

| OFFENSE | DEFENSE | SPECIAL TEAMS |
|---|--|---|
| S06: Lester Jean (Florida Atlantic, Sr, WR) | S06: M.D. Jennings (Arkansas State, Sr, DB) | S06: Michael Lockley (Florida Atlantic, Sr, DL) |
| S13: Ryan Aplin (Arkansas State, So, QB) | S13: Maurice Rolle (Louisiana, Jr, DB) | S13: Jerrel Jernigan (Troy, Sr, KR) |
| S20: Ryan Aplin (Arkansas State, So, QB) | S13: Jonathan Massaquoi (Troy, So, DE) | S20: Josh Davis (Middle Tennessee, Fr, P) |
| S20: Corey Robinson (Troy, Fr, QB) | S20: Anthony Gaitor (FIU, Sr, DB) | S27: Alan Gendreau (Middle Tennessee, Jr, K) |
| S27: Jerrel Jernigan (Troy, Sr, WR) | S27: Jamari Lattimore (Middle Tennessee, Sr, DE) | O04: Jermaine Rogers (Louisiana, Sr, DT) |
| O04: Chris Masson (Louisiana, Jr, QB) | O04: Javon McKinnon (Arkansas State, Sr, LB) | O11: Zach Olen (North Texas, Fr, K) |
| O11: Corey Robinson (Troy, Fr, QB) | O11: Kanorris Davis (Troy, So, LB) | O18: Jerrel Jernigan (Troy, Sr, WR/KR) |
| O18: Ryan Aplin (Arkansas State, So, QB) | O18: Robert Nelson (ULM, So, DB) | O25: Casey Tinius (WKU, Jr, PK) |
| O25: Kawaun Jakes (WKU, So, QB) | O25: Adrian Hills (Arkansas State, Jr, DB) | N01: Brett Baer (Louisiana, So, K) |
| N01: Lance Dunbar (North Texas, Jr, RB) | N01: Darius Prelow (ULM, DB) | Zach Olen (North Texas, Fr, K) |
| N08: TY. Hilton (FIU, Jr, WR) | N08: Demario Davis (Arkansas State, Jr, LB) | N08: TY. Hilton (FIU, Jr, KR) |
| N15: Lance Dunbar (North Texas, Jr, RB) | N15: Anthony Gaitor (FIU, Sr, DB) | N15: Zach Olen (North Texas, Fr, K) |
| N22: Kolton Browning (ULM, Fr, QB) | N22: Rod Issac (Middle Tennessee, Sr, DB) | N22: Bar'ee Boyd (WKU, Fr, LB) |
| N29: Lance Dunbar (North Texas, Jr, RB) | N29: Darin Davis (Middle Tennessee, Jr, LB) | N29: Cooper Gerami (Louisiana, Fr, SS) |
| D06: Corey Robinson (Troy, Fr, QB) | D06: Jamari Lattimore (Middle Tennessee, Sr, DE) | N29: Breelan Chancellor (North Texas, Fr, WR) |
| | | D06: Sam Sellers (Troy, Sr, DB) |

2009

| OFFENSE | DEFENSE | SPECIAL TEAMS |
|---|---|--|
| S07: Riley Dodge (North Texas, Fr, QB) | S07: Craig Robertson (North Texas, Jr, LB) | S07: Spencer Ortego (Louisiana, Jr, P) |
| S14: Dwight Dasher (Middle Tennessee, Jr, QB) | S14: Antwyne Zanders (Louisiana, Sr, LB) | S14: Tyler Albrecht (Louisiana, Jr, K) |
| S21: Levi Brown (Troy, Sr, QB) | S21: Chris McCoy (Middle Tennessee, Sr, DE) | S21: Alan Gendreau (Middle Tennessee, So, K) |
| S28: Levi Brown (Troy, Sr, QB) | S28: Kevin Brown (Middle Tennessee, Jr, S) | S28: Scott Love (ULM, Sr, P) |
| O05: Frank Goodin (ULM, Jr, RB) | O05: Theo Smith (ULM, Jr, LB) | Kanorris Davis (Troy, Fr, LB) |
| O12: Lance Dunbar (North Texas, So, RB) | O12: Dwight Bentley (Louisiana, So, DB) | O05: Radi Jabour (ULM, So, K) |
| O19: Levi Brown (Troy, Sr, QB) | O19: Bryan Willis (Troy, Fr, DB) | O12: Dustin Rivest (FIU, Sr, K) |
| O26: Levi Brown (Troy, Sr, QB) | Troy Evans (ULM, So, DE) | O19: Tyler Albrecht (Louisiana, Jr, K) |
| N02: Riley Dodge (North Texas, Fr, QB) | O26: Demario Davis (Arkansas State, So, LB) | O26: Daniel Sheffield (Troy, Jr, LB) |
| N09: Dwight Dasher (Middle Tennessee, Jr, QB) | N02: Boris Lee (Troy, Sr, LB) | N02: Sherman Neal (Middle Tennessee, Jr, DB) |
| N16: Dwight Dasher (Middle Tennessee, Jr, QB) | N09: Greg James (ULM, Sr, DB) | N09: Jeremy Kellern (Middle Tennessee, Sr, DB) |
| N23: Levi Brown (Troy, Sr, QB) | N16: Cardia Jackson (ULM, Sr, LB) | N16: Casey Tinius (WKU, So, K) |
| N30: Levi Brown (Troy, Sr, QB) | N23: Bear Woods (Troy, Sr, LB) | N23: Grant Fleming (Louisiana, Jr, LB) |
| D07: Alfred Morris (Florida Atlantic, So, RB) | N30: Alex Suber (Middle Tennessee, Sr, DB) | N30: Ryan Wilbourn (Arkansas State, So, P) |
| | D07: Alex Carrington (Arkansas State, Sr, DE) | D07: Josh Arauco (Arkansas State, Sr, K) |

2008

| OFFENSE | DEFENSE | SPECIAL TEAMS |
|--|--|--|
| S01: Corey Leonard (Arkansas State, Jr, QB) | S01: Ben Owens (Arkansas State, Sr, LB) | S01: Josh Arauco (Arkansas State, Jr, PK) |
| S08: Joe Craddock (Middle Tennessee, Sr, QB) | S8: Alex Suber (Middle Tennessee, Jr, DB) | S08: David DeFatta (Middle Tennessee, Jr, P) |
| S15: Joe Craddock (Middle Tennessee, Sr, QB) | S15: Sherrod Martin (Troy, Sr, DB) | S15: Sam Giusman (Troy, Jr, K) |
| S22: Corey Leonard (Arkansas State, Jr, QB) | S22: Daylan Walker (Arkansas State, Jr, DB) | S22: Kevin Jones (Arkansas State, Sr, RS) |
| S29: Tyrell Fenroy (Louisiana, Sr, RB) | S29: Derik Keyes (Louisiana, Sr, DB) | S29: TY. Hilton (FIU, WR/RS, Fr.) |
| O06: Tyrell Fenroy (Louisiana, Sr, RB) | O06: Jeremy Kellern (Middle Tennessee, So, DB) | O06: Jason Chery (Louisiana, Sr, WR) |
| O13: Jason Chery (Louisiana, Sr, WR) | O13: Anthony Gaitor (FIU, So, DB) | O13: Josh Arauco (Arkansas State, Jr, PK) |
| O20: Jerrel Jernigan (Troy, So, WR) | O20: Daylon McCoy (Louisiana, So, LB) | O20: Josh Arauco (Arkansas State, Jr, PK) |
| O27: Levi Brown (Troy, Jr, QB) | Josh Thompson (ULM, DB, Jr.) | O27: Jorrick Calvin (Troy, Jr, DB/KR) |
| N03: Tyrell Fenroy (Louisiana, Sr, RB) | O27: Jorrick Calvin (Troy, Jr, DB/KR) | N03: Robert Williams (ULM, Fr, RB/KR) |
| N10: TY. Hilton (FIU, Fr, WR) | N03: Tobe Nwigwe (North Texas, Jr, LB) | N10: Dustin Rivest (FIU, Jr, K) |
| N17: Rusty Smith (Florida Atlantic, Jr, QB) | N10: Danny Carmichael (Middle Tennessee, Jr, LB) | N17: David DeFatta (Middle Tennessee, Jr, P) |
| N24: Phillip Tanner (Middle Tennessee, Jr, RB) | N17: Corey Small (Florida Atlantic, Sr, DB) | N24: Phillip Tanner (Middle Tennessee, Jr, RB) |
| D01: Rusty Smith (Florida Atlantic, Jr, QB) | N24: Bear Woods (Troy, Jr, LB) | D01: Josh Arauco (Arkansas State, Jr, PK) |
| D08: Michael Desormeaux (Louisiana, Sr, QB) | D01: Frantz Joseph (Florida Atlantic, Sr, LB) | D08: Drew Edmiston (Louisiana, Sr, PK) |
| | D08: Cameron Sheffield (Troy, Jr, DE) | |

PLAYER OF THE WEEK HONORS

2007

| OFFENSE | DEFENSE | SPECIAL TEAMS |
|--|---|--|
| S03: Corey Leonard (Arkansas State, So., QB) | S03: Tyrell Johnson (Arkansas State, Sr., S) | S03: Jason Chery (Louisiana, Jr, WR) |
| S10: Casey Fitzgerald (NT, Jr, WR) | S10: Jarrett Jones (Louisiana, Sr, CB) | S10: Cole Wilson (ULM, Sr, K) |
| S17: Rusty Smith (Florida Atlantic, So., QB) | S17: Tavious Polo (Florida Atlantic, Fr, DB) | S17: Leodis McKelvin (Troy, Sr, PR) |
| S24: Kenny Cattouse (Troy, Sr, RB) | S24: Cergile Sincere (Florida Atlantic, Sr, LB) | S24: Brandon Thompkins (Arkansas State, So., KR) |
| O01: Corey Leonard (Arkansas State, So., QB) | O01: Boris Lee (Troy, So, LB) | O01: Kevin Jones (Arkansas State, Jr, WR/PR) |
| O08: Rusty Smith (Florida Atlantic, So., QB) | O08: Greg James (ULM, So., S) | O08: Leodis McKelvin (Troy, Sr, DB/KR) |
| O15: Corey Leonard (Arkansas State, So., QB) | O15: Montey Stevenson (North Texas, Sr., DT) | O015: Scott Love (ULM, So., P) |
| O22: Darrell McNeal (ULM, So., WR) | O22: Sherrod Martin (Troy, Sr, DB) | O22: Leodis McKelvin (Troy, Sr, PR) |
| O29: Calvin Dawson (ULM, RB, Sr.) | O29: Erik Walden (Middle Tennessee, Sr, DE) | O29: David DeFatta (Middle Tennessee, Sr, P/PK) |
| O05: Joe Craddock (Middle Tennessee, Jr, QB) | N05: Alex Suber (Middle Tennessee, Jr, DB) | N05: Bradley Robinson Middle Tennessee, Sr, KR/DB) |
| N12: Giovanni Vizza (North Texas, Fr, QB) | N12: Rodney Hardeway (Louisiana, Sr, DE) | N12: David DeFatta (Middle Tennessee, Sr, P/PK) |
| N19: Marty Humphrey (ULM, Jr, WR) | N9: Quintez Secka (ULM, Sr, CB) | N19: Scott Love (ULM, So., P) |
| N26: Rusty Smith (Florida Atlantic, So., QB) | N26: Jeremiah Chapman (North Texas, Sr., DE) | N26: Dilvory Edgecomb (Florida Atlantic, Jr, KR) |
| D03: Rusty Smith (Florida Atlantic, So., QB) | D03: Frantz Joseph (Florida Atlantic, Jr, LB) | D03: Lionell Singleton (FIU, Sr, DB/KR) |

2006

| OFFENSE | DEFENSE | SPECIAL TEAMS |
|--|---|--|
| S4 - Reggie Arnold (Arkansas State, Fr, RB) | S4 - Jamarrow James (Arkansas State, Sr, DL) | S4 - Colby Smith (Middle Tennessee, Sr, P/PK) |
| S11 - Kinsmon Lancaster (ULM, So., QB) | S11 - Ryan Babb (Troy, Sr, LB) | S11 - Chandler Williams (FIU, Jr, RS) |
| S18 - Gary Banks (Troy, Jr, WR) | S18 - Brannon Condren (Troy, Sr, DB) | S18 - Lionel Singleton (FIU, Sr, KR/PR) |
| S25 - Jerry Babb (Louisiana, Sr, QB) | S25 - Lionel Singleton (FIU, Sr, DB) | S25 - Jason Chery (Louisiana, So., WR) |
| O2 - Jerry Babb (Louisiana, Sr, QB) | O2 - J.K. Sabb (Middle Tennessee, Sr, LB) | O2 - Drew Edmiston (Louisiana, So., K) |
| O9 - Jerry Babb (Louisiana, Sr, QB) | O9 - Devrett Wade (Arkansas State, Sr., LB) | O9 - Damon Nickson (Middle Tennessee, Jr, S) |
| O16 - Corey Leonard (Arkansas State, Fr, QB) | O16 - Boris Lee (Troy, Fr, LB) | O16 - Leodis McKelvin (Troy, Jr, DB/KR) |
| O23 - Reggie Arnold (Arkansas State, Fr, RB) | O23 - Frantz Joseph (Florida Atlantic, So, LB) | O23 - Drew Edmiston (Louisiana, So., K) |
| O30 - Clint Marks (Middle Tennessee, Sr, QB) | O30 - Damon Nickson (Middle Tennessee, Jr, DB) | O30 - Colby Smith (Middle Tennessee, Sr, P/PK) |
| N6 - Eugene Gross (Middle Tennessee, Sr, RB) | N6 - Justin Rainey (Middle Tennessee, Sr, LB) | N6 - Damon Nickson (Middle Tennessee, Jr, S) |
| N13 - Omar Haugabook (Troy, Jr, QB) | N13 - Bradley Robinson (Middle Tennessee, Jr, DB) | N13 - Colby Smith (Middle Tennessee, Sr, P/PK) |
| N20 - Calvin Dawson (ULM, Jr, RB) | N20 - Keyonvis Bouie (FIU, Sr, LB) | N20 - Brett Shrable (Arkansas State, So, P) |
| N27 - Smokey Hampton (Troy, Sr, WR) | N27 - Boris Lee (Troy, Fr, LB) | N27 - Cole Wilson (ULM, Jr, K) |
| D4 - Omar Haugabook (Troy, Jr, QB) | D4 - Josh Thompson (ULM, So, DB) | D4 - Leodis McKelvin (Troy, Jr, DB/KR) |

2005

| OFFENSE | DEFENSE | SPECIAL TEAMS |
|--|---|---|
| S5 - Danny Embick (QB), Florida Atlantic | S5 - Tyrell Johnson (DB), Arkansas State | S5 - Leodis McKelvin (RS), Troy |
| S12 - Patrick Cobbs (RB), North Texas | S12 - Maurice Holman (LB), North Texas | S12 - Leodis McKelvin (RS), Troy |
| S19 - Derrick Smith (WR), Louisiana | S19 - Johnny Felders (DB), Louisiana | S19 - Thomas Olmsted (P), Troy |
| S26 - Antonio Warren (RB), Arkansas State | S26 - Chaz Williams (DB), ULM | S26 - Leodis McKelvin (RS), Troy |
| O3 - Steven Jyles (QB), ULM | O3 - Jonathan Bonner (LB), Middle Tennessee | O3 - Colby Smith (K), Middle Tennessee |
| O10 - Kenny Cattouse (RB), Troy | O10 - Sherrod Martin (DB), Troy | O10 - Thomas Olmsted (P), Troy |
| O17 - Eugene Gross (RB), Middle Tennessee | O17 - Phillip Graves (LB), North Texas | O17 - Eric Neihouse (K), Arkansas State |
| O24 - Cleannord Saintil (WR), Middle Tennessee | O24 - Eugene Kwarteng (DL), Louisiana | O24 - Greg Whibbs (K), Troy |
| O31 - Tyrell Fenroy (RB), Louisiana | O31 - Tyler Norman (LB), Louisiana | O31 - Sean Comiskey (K), Louisiana |
| N7 - Clint Marks (QB), Middle Tennessee | N7 - Keyonvis Bouie (LB), FIU | N7 - Julius Eppinger (RS), FIU |
| N14 - Steven Jyles (QB), ULM | N14 - Devrett Wade (LB), Arkansas State | N14 - Eric Neihouse (K), Arkansas State |
| N21 - Josh Padrick (QB), FIU | N21 - Kevin Payne (DB), ULM | N21 - Adam Moss (K), FIU |



PLAYER OF THE WEEK HONORS

2004

| OFFENSE | DEFENSE | SPECIAL TEAMS |
|---|---|--|
| S6 - Jerry Babb (QB), Louisiana | S6 - Demarcus Ware (DE), Troy | S6 - Antonio Warren (RS), Arkansas State |
| S13 - Junior Louissaint (OT), Troy | S13 - Bernard Davis (LB), Troy | S13 - Thomas Olmsted (P), Troy |
| S20 - Nick Noce (QB), Arkansas State | S20 - Matt Griebel (FS), New Mexico State | S20 - Darren Toney (RS), Arkansas State |
| S27 - Antonio Warren (RB), Arkansas State | S27 - Robert Watts (LB), Utah State | S27 - Ben Chaet, (P/PK), Utah State |
| O4 - Jamario Thomas (RB), North Texas | O4 - Mike Anderson (DE), Idaho | O4 - Sean Comiskey (K), Louisiana |
| O11 - Clint Marks (QB), Middle Tennessee | O11 - Adrian Awasom (DE), North Texas | O11 - Joel Stelly (P), ULM |
| O18 - Steven Jyles (QB), ULM | O18 - Alex Peoples (S), Arkansas State | O18 - Eric Neihouse (PK), Arkansas State |
| O25 - Jamario Thomas (RB), North Texas | O25 - Chris Harris (S), ULM | O25 - Nick Bazaldua (PK), North Texas |
| N1 - Jamario Thomas (RB), North Texas | N1 - Johnny Faulk (CB), Troy | N1 - Johnny Quinn (KR), North Texas |
| N8 - Buck Pierce (QB), New Mexico State | N8 - Dustin Sober (LB), New Mexico State | N8 - Leodis McKelvin (KR), Troy |
| N15 - Jamario Thomas (RB), North Texas | N15 - Johnny Faulk (CB), Troy | N15 - Darren Toney (RS), Arkansas State |
| N22 - Travis Cox (QB), Utah State | N22 - Chaz Williams (CB), ULM | N22 - Jarrod Jakubiak (K), Utah State |

2003

| OFFENSE | DEFENSE | SPECIAL TEAMS |
|--|--|---|
| S1 - Travis Smothers (RB), Louisiana | S1 - Johnathan Burke (DB), Arkansas State | S1 - Pat Lamy (S), Louisiana |
| S8 - Elliot Jacobs (QB), Arkansas State | S8 - Evan Caldwell (DT), North Texas | S8 - Brad Kadlubar (P), North Texas |
| S15 - David Fiefia (TB), Utah State | S15 - Chris Hurd (LB), North Texas | S15 - Jarod Little (P), Arkansas State |
| S22 - Andrico Hines (QB), Middle Tennessee | S22 - Brandon Lynch (LB), Middle Tennessee | S22 - Charles Estes (RS), ULM |
| S29 - Johnny Quinn (WR), North Texas | S29 - Ronald Tupea (NG), Utah State | S29 - Sean Comiskey (K), Louisiana |
| O6 - Brian Lindgren (QB), Idaho | O6 - Mike Anderson (LB), Idaho | O6 - Jarrod Little (P), Arkansas State |
| O13 - Patrick Cobbs (RB), North Texas | O13 - Michael Woods (SS), Middle Tennessee | O13 - Joel Stelly (P), ULM |
| O20 - Andrico Hines (QB), Middle Tennessee | O20 - Chris Hurd (LB), North Texas | O20 - Sean Comiskey (K), Louisiana |
| O27 - Joel Nwigwe (WR), North Texas | O27 - C.C. Brown (RS), Louisiana | O27 - Charles Estes (RS), ULM |
| N3 - Travis Cox (QB), Utah State | N3 - Les Echols (LB), Arkansas State | N3 - Brad Kadlubar (P), North Texas |
| N10 - Andrico Hines (QB), Middle Tennessee | N10 - Johnathan Burke (DB), Arkansas State | N10 - Robert Billings (P), Middle Tennessee |
| N17 - Jerry Babb (QB), Louisiana | N17 - Kody Kraus (DT), Idaho | N17 - Sean Comiskey (K), Louisiana |
| N26 - Patrick Cobbs (RB) - North Texas | N26 - Will Martin (FS), Middle Tennessee | N26 - Brad Kadlubar (P), North Texas |

2002

| OFFENSE | DEFENSE | SPECIAL TEAMS |
|--|---|---|
| S2 - Buck Pierce (QB), New Mexico State | S2 - Brandon Kennedy (DT), North Texas | S2 - Reshard Lee (RB), Middle Tennessee |
| S9 - Antonio Warren (RB), Arkansas State | S9 - Corey Williams (NT), Arkansas State | S9 - Nick Dugas (RS), Louisiana |
| S16 - Fred Stamps (WR), Louisiana | S16 - Taylor Casey (LB), North Texas | S16 - James Hickenbotham (RS), Arkansas State |
| S23 - Brian Lindgren (QB), Idaho | S23 - Chris Hurd (LB), North Texas | S23 - Dario Aguiniga (K), New Mexico State |
| S30 - Kevin Galbreath (RB), North Texas | S30 - Corey Williams (NT), Arkansas State | S30 - Nick Bazaldua (K), North Texas |
| O7 - Danny Smith (RB), Arkansas State | O7 - Richard Glover (LB), New Mexico State | O7 - Tyler Kuecker (K), ULM |
| O14 - Bryant Jacobs (TB), ULM | O14 - Siddeeq Shabazz (S), New Mexico State | O14 - Dario Aguiniga (K), New Mexico State |
| O21 - Andrico Hines (QB), Middle Tennessee | O21 - Jon Bradley (DL), Arkansas State | O21 - Brad Kadlubar (P), North Texas |
| O28 - Steven Jyles (QB), ULM | O28 - Cody Spencer (LB), North Texas | O28 - Joel Stelly (K), ULM |
| N4 - Paul Dombrowski (QB), New Mexico State | N4 - Darrell Daniels (DE), North Texas | N4 - Robert Billings (P), Middle Tennessee |
| N11 - Eric Rekieta (QB), Louisiana | N11 - Brandon Kennedy (DT), North Texas | N11 - Sean Comiskey (K), Louisiana |
| N18 - Danny Smith (RB), Arkansas State | N18 - Taylor Casey (LB), North Texas | N18 - Charles Tillman (FS), Louisiana |
| N25 - Paul Dombrowski (QB), New Mexico State | N25 - Brandon Kennedy (DT), North Texas | N25 - Brad Kadlubar (P), North Texas |

2001

| OFFENSE | DEFENSE | SPECIAL TEAMS |
|---|---|---|
| S3 - Dwone Hicks (RB), Middle Tennessee | S3 - Jykine Bradley (DB), Middle Tennessee | S3 - Jonathon Knott (K/P), Louisiana |
| S10 - John Welsh (QB), Idaho | S10 - Siddeeq Shabazz (S), New Mexico State | S10 - James Hickenbotham (KR), Arkansas State |
| S17 - No games played | S17 - No games played | S17 - No games played |
| S24 - Wes Counts (QB), Middle Tennessee | S24 - Scotty Brown (LB), Middle Tennessee | S24 - Robert Billings (P), Middle Tennessee |
| O1 - Reshard Lee (RB), Middle Tennessee | O1 - Scotty Brown (LB), Middle Tennessee | O1 - Robert Billings (P), Middle Tennessee |
| O8 - Wes Counts (QB), Middle Tennessee | O8 - Tony Lukins (CB), New Mexico State | O8 - Tony Lukins (KR), New Mexico State |
| O15 - Kevin Galbreath (RB), North Texas | O15 - Chris Jones (CB), Arkansas State | O15 - Jason Ball (K/P), North Texas |
| O22 - Jon Van Cleave (QB), Louisiana | O22 - Brad Kassell (LB), North Texas | O22 - Jason Ball (K/P), North Texas |
| O29 - Kendall Newson (WR), Middle Tennessee | O29 - Les Echols (LB), Arkansas State | O29 - James Hickenbotham (KR), Arkansas State |
| N5 - John Welsh (QB), Idaho | N5 - Brad Kassell (LB), North Texas | N5 - Jason Ball (K/P), North Texas |
| N12 - Scott Hall (QB), North Texas | N12 - Tony Lukins (CB) New Mexico State | N12 - Ty Jackson (KR), North Texas |
| N19 - Patrick Cobbs (RB) - North Texas | N19 - Scotty Brown (LB), Middle Tennessee | N19 - Dario Aguiniga (K), New Mexico State |
| D3 - Anthony Tenner (RB) - Idaho | D3 - Cody Spencer (LB), North Texas | D3 - No candidates |

2024 FINAL STANDINGS

CONFERENCE

OVERALL

| | W-L | Pct. | PF | PA | Streak | W-L | Pct. | PF | PA | H | A | N | Streak |
|----------------------|-----|------|-----|-----|--------|------|------|-----|-----|-----|-----|-----|---------|
| EAST DIVISION | | | | | | | | | | | | | |
| * \$ Marshall | 7-1 | .875 | 283 | 194 | Won 6 | 10-3 | .769 | 414 | 300 | 6-0 | 4-3 | 0-0 | Won 7 |
| \$ Georgia Southern | 6-2 | .750 | 218 | 189 | Won 2 | 8-5 | .615 | 364 | 359 | 4-2 | 4-2 | 0-1 | Lost 1 |
| \$ James Madison | 4-4 | .500 | 230 | 179 | Lost 1 | 9-4 | .692 | 433 | 266 | 5-1 | 3-3 | 1-0 | Won 1 |
| Old Dominion | 4-4 | .500 | 256 | 229 | Won 1 | 5-7 | .417 | 336 | 336 | 2-4 | 3-3 | 0-0 | Won 1 |
| \$ Coastal Carolina | 3-5 | .375 | 211 | 256 | Won 1 | 6-7 | .462 | 373 | 411 | 3-3 | 3-3 | 0-1 | Lost 1 |
| App State | 3-5 | .375 | 214 | 267 | Lost 1 | 5-6 | .455 | 293 | 362 | 4-1 | 1-5 | 0-0 | Lost 1 |
| Georgia State | 1-7 | .125 | 187 | 284 | Lost 1 | 3-9 | .250 | 286 | 406 | 2-4 | 1-5 | 0-0 | Lost 1 |
| WEST DIVISION | | | | | | | | | | | | | |
| \$ Louisiana | 7-1 | .875 | 279 | 174 | Won 2 | 10-4 | .714 | 433 | 338 | 4-3 | 6-0 | 0-1 | Lost 2 |
| \$ Arkansas State | 5-3 | .625 | 211 | 252 | Lost 1 | 8-5 | .615 | 336 | 418 | 5-1 | 2-4 | 1-0 | Won 1 |
| \$ Texas State | 5-3 | .625 | 295 | 183 | Won 1 | 8-5 | .615 | 475 | 319 | 4-3 | 3-1 | 1-1 | Won 2 |
| South Alabama | 5-3 | .625 | 262 | 173 | Lost 1 | 7-6 | .538 | 447 | 327 | 3-3 | 3-3 | 0-1 | Won 1 |
| ULM | 3-5 | .375 | 173 | 226 | Lost 5 | 5-7 | .417 | 252 | 345 | 4-2 | 1-5 | 0-0 | Lost 6 |
| Troy | 3-5 | .375 | 214 | 225 | Won 1 | 4-8 | .333 | 312 | 341 | 3-3 | 1-5 | 0-0 | Won 1 |
| Southern Miss | 0-8 | .000 | 117 | 319 | Lost 8 | 1-11 | .083 | 183 | 453 | 1-5 | 0-6 | 0-0 | Lost 10 |

* -- Sun Belt Conference Champion; \$ -- Bowl-eligible

APP STATE (5-6, 3-5)

| | | |
|-------|-----------------------|-----------|
| 8/31 | ETSU | W, 38-10 |
| 9/7 | at Clemson | L, 66-20 |
| 9/14 | at East Carolina | W, 21-19 |
| 9/19 | * SOUTH ALABAMA | L, 48-14 |
| 9/28 | LIBERTY | Cancelled |
| 10/5 | * at Marshall | L, 52-37 |
| 10/12 | * at Louisiana | L, 34-24 |
| 10/26 | * GEORGIA STATE | W, 33-26 |
| 11/2 | * OLD DOMINION | W, 28-20 |
| 11/7 | * at Coastal Carolina | L, 38-24 |
| 11/23 | * JAMES MADISON | W, 34-20 |
| 11/30 | * at Georgia Southern | L, 29-20 |

ARKANSAS STATE (8-5, 5-3)

| | | |
|-------|---------------------|----------|
| 8/31 | CENTRAL ARKANSAS | W, 34-31 |
| 9/7 | TULSA | W, 28-24 |
| 9/14 | at Michigan | L, 28-18 |
| 9/21 | at Iowa State | L, 52-7 |
| 10/5 | * SOUTH ALABAMA | W, 18-16 |
| 10/12 | * at Texas State | L, 41-9 |
| 10/19 | * at Southern Miss | W, 44-28 |
| 10/26 | * TROY | W, 34-31 |
| 11/9 | * at Louisiana | L, 55-19 |
| 11/16 | * at Georgia State | W, 27-20 |
| 11/23 | * ULM | W, 28-21 |
| 11/30 | * OLD DOMINION | L, 40-32 |
| 12/26 | ^ vs. Bowling Green | W, 38-31 |
| | * 68 Ventures Bowl | |

COASTAL CAROLINA (6-7, 3-5)

| | | |
|-------|-----------------------|----------|
| 8/29 | at Jacksonville State | W, 55-27 |
| 9/7 | WILLIAM & MARY | W, 40-21 |
| 9/14 | at Temple | W, 28-20 |
| 9/21 | VIRGINIA | L, 43-24 |
| 10/5 | * OLD DOMINION | W, 45-37 |
| 10/10 | * at James Madison | L, 39-7 |
| 10/19 | * LOUISIANA | L, 34-24 |
| 11/2 | * at Troy | L, 38-24 |
| 11/7 | * APP STATE | W, 38-24 |
| 11/16 | * at Marshall | L, 31-19 |
| 11/23 | * GEORGIA SOUTHERN | L, 26-6 |
| 11/30 | * at Georgia State | W, 48-27 |
| 12/23 | ^ vs. UTSA | L, 44-15 |
| | * Myrtle Beach Bowl | |

GEORGIA SOUTHERN (8-5, 6-2)

| | | |
|-------|-------------------------|----------|
| 8/31 | BOISE STATE | L, 56-45 |
| 9/7 | at Nevada | W, 20-17 |
| 9/14 | SOUTH CAROLINA STATE | W, 42-14 |
| 9/21 | at Ole Miss | L, 52-13 |
| 9/28 | * at Georgia State | W, 38-21 |
| 10/12 | * MARSHALL | W, 24-23 |
| 10/19 | * JAMES MADISON | W, 28-14 |
| 10/24 | * at Old Dominion | L, 47-19 |
| 11/2 | * at South Alabama | W, 34-30 |
| 11/16 | * TROY | L, 28-20 |
| 11/23 | * at Coastal Carolina | W, 26-6 |
| 11/30 | * APP STATE | W, 29-20 |
| 12/19 | ^ vs. Sam Houston State | L, 31-26 |
| | * New Orleans Bowl | |

GEORGIA STATE (3-9, 1-7)

| | | |
|-------|--------------------|----------|
| 8/31 | at Georgia Tech | L, 35-12 |
| 9/7 | CHATTANOOGA | W, 24-21 |
| 9/14 | VANDERBILT | W, 36-32 |
| 9/28 | * GEORGIA SOUTHERN | L, 38-21 |
| 10/12 | * OLD DOMINION | L, 21-14 |
| 10/17 | * at Marshall | L, 35-20 |
| 10/26 | * at App State | L, 33-26 |
| 11/2 | at UConn | L, 34-27 |
| 11/9 | * at James Madison | L, 38-7 |
| 11/16 | * ARKANSAS STATE | L, 27-20 |
| 11/23 | * at Texas State | W, 52-44 |
| 11/30 | * COASTAL CAROLINA | L, 48-27 |

JAMES MADISON (9-4, 4-4)

| | | |
|-------|------------------------|----------------|
| 8/31 | at Charlotte | W, 30-7 |
| 9/7 | GARDNER-WEBB | W, 13-6 |
| 9/21 | at North Carolina | W, 70-50 |
| 9/28 | BALL STATE | W, 63-7 |
| 10/5 | * at ULM | L, 21-19 |
| 10/10 | * COASTAL CAROLINA | W, 39-7 |
| 10/19 | * at Georgia Southern | L, 28-14 |
| 10/26 | * SOUTHERN MISS | W, 32-15 |
| 11/9 | * GEORGIA STATE | W, 38-7 |
| 11/16 | * at Old Dominion | W, 35-32 |
| 11/23 | * at App State | L, 34-20 |
| 11/30 | * MARSHALL | L, 35-33 (2OT) |
| 12/18 | ^ vs. Western Kentucky | W, 27-17 |
| | ^ Boca Raton Bowl | |

LOUISIANA (6-7, 3-5)

| | | |
|-------|------------------------------|----------|
| 8/31 | GRAMBLING | W, 40-10 |
| 9/7 | at Kennesaw State | W, 34-10 |
| 9/21 | TULANE | L, 41-33 |
| 9/28 | at Wake Forest | W, 41-38 |
| 10/5 | * at Southern Miss | W, 23-13 |
| 10/12 | * APP STATE | W, 34-24 |
| 10/19 | * at Coastal Carolina | W, 34-24 |
| 10/29 | * at Texas State | W, 23-17 |
| 11/9 | * ARKANSAS STATE | W, 55-19 |
| 11/16 | * SOUTH ALABAMA | L, 24-22 |
| 11/23 | * TROY | W, 51-30 |
| 11/30 | * at ULM | W, 37-23 |
| 12/7 | & Marshall | L, 31-3 |
| 12/28 | ^ TCU | L, 34-3 |
| | & Sun Belt Championship Game | |
| | ^ New Mexico Bowl | |

ULM (5-7, 3-5)

| | | |
|-------|---------------------|----------|
| 8/31 | JACKSON STATE | W, 30-14 |
| 9/7 | UAB | W, 32-6 |
| 9/21 | at Texas | L, 51-3 |
| 9/28 | * at Troy | W, 13-9 |
| 10/5 | * JAMES MADISON | W, 21-19 |
| 10/12 | * SOUTHERN MISS | W, 38-21 |
| 10/26 | * at South Alabama | L, 46-17 |
| 11/2 | * at Marshall | L, 28-23 |
| 11/9 | * TEXAS STATE | L, 38-17 |
| 11/16 | * at Auburn | L, 48-14 |
| 11/23 | * at Arkansas State | L, 28-21 |
| 11/30 | * LOUISIANA | L, 37-23 |

MARSHALL (10-3, 7-1)

| | | |
|-------|------------------------------|----------------|
| 8/31 | STONY BROOK | W, 45-3 |
| 9/7 | at Virginia Tech | L, 31-14 |
| 9/21 | at Ohio State | L, 49-14 |
| 9/28 | WESTERN MICHIGAN | W, 27-20 |
| 10/5 | * APP STATE | W, 52-37 |
| 10/12 | * at Georgia Southern | L, 24-23 |
| 10/17 | * GEORGIA STATE | W, 38-20 |
| 11/2 | * ULM | W, 28-23 |
| 11/9 | * at Southern Miss | W, 37-3 |
| 11/16 | * COASTAL CAROLINA | W, 31-19 |
| 11/23 | * at Old Dominion | W, 42-35 |
| 11/30 | * at James Madison | W, 35-33 (2OT) |
| 12/7 | & at Louisiana | W, 31-3 |
| | & Sun Belt Championship Game | |

OLD DOMINION (5-7, 4-4)

| | | |
|-------|-----------------------|----------|
| 8/31 | at South Carolina | L, 23-19 |
| 9/7 | EAST CAROLINA | L, 20-14 |
| 9/14 | VIRGINIA TECH | L, 37-17 |
| 9/28 | at Bowling Green | W, 30-27 |
| 10/5 | * at Coastal Carolina | L, 45-37 |
| 10/12 | * at Georgia State | W, 21-14 |
| 10/19 | * TEXAS STATE | W, 24-14 |
| 10/24 | * GEORGIA SOUTHERN | W, 47-19 |
| 11/2 | * at App State | L, 28-20 |
| 11/16 | * JAMES MADISON | L, 35-32 |
| 11/23 | * MARSHALL | L, 42-35 |
| 11/30 | * at Arkansas State | W, 40-32 |

SOUTH ALABAMA (7-6, 5-3)

| | | |
|-------|--------------------------|----------|
| 8/31 | NORTH TEXAS | L, 52-38 |
| 9/7 | at Ohio | L, 27-20 |
| 9/14 | NORTHWESTERN STATE | W, 87-10 |
| 9/19 | * at App State | w, 48-14 |
| 9/28 | at LSU | L, 42-10 |
| 10/5 | * at Arkansas State | L, 18-16 |
| 10/15 | * TROY | W, 25-9 |
| 10/26 | * ULM | W, 46-17 |
| 11/2 | * GEORGIA SOUTHERN | L, 34-30 |
| 11/16 | * at Louisiana | W, 24-22 |
| 11/23 | * at Southern Miss | W, 35-14 |
| 11/29 | * TEXAS STATE | L, 45-38 |
| 12/14 | ^ vs. Western Michigan | W, 30-23 |
| | ^ Saute to Veterans Bowl | |

SOUTHERN MISS (1-11, 0-8)

| | | |
|-------|------------------------|----------|
| 8/31 | at Kentucky | L, 31-0 |
| 9/7 | SOUTHEASTERN LOUISIANA | W, 35-10 |
| 9/14 | SOUTH FLORIDA | L, 44-7 |
| 9/21 | at Jacksonville State | L, 44-7 |
| 10/5 | * LOUISIANA | L, 23-13 |
| 10/12 | * at ULM | L, 38-21 |
| 10/19 | * ARKANSAS STATE | L, 44-28 |
| 10/26 | * at James Madison | L, 32-15 |
| 11/9 | * MARSHALL | L, 37-3 |
| 11/16 | * at Texas State | L, 58-3 |
| 11/23 | * SOUTH ALABAMA | L, 35-14 |
| 11/30 | * at Troy | L, 52-20 |

TEXAS STATE (8-5, 5-3)

| | | |
|-------|------------------------|----------|
| 8/31 | LAMAR | W, 34-27 |
| 9/7 | UTSA | W, 49-10 |
| 9/12 | ARIZONA STATE | L, 31-28 |
| 9/28 | vs. Sam Houston State | L, 40-39 |
| 10/3 | * at Troy | W, 38-17 |
| 10/12 | * ARKANSAS STATE | W, 41-9 |
| 10/19 | * at Old Dominion | L, 24-14 |
| 10/29 | * LOUISIANA | L, 23-17 |
| 11/9 | * at ULM | W, 38-17 |
| 11/16 | * SOUTHERN MISS | W, 58-3 |
| 11/23 | * GEORGIA STATE | L, 52-44 |
| 11/29 | * at South Alabama | W, 45-38 |
| 1/3 | ^ North Texas | W, 30-28 |
| | ^ First Responder Bowl | |

TROY (4-8, 3-5)

| | | |
|-------|-----------------------|----------|
| 8/31 | NEVADA | L, 28-26 |
| 9/7 | at Memphis | L, 38-17 |
| 9/14 | at Iowa | L, 38-21 |
| 9/21 | FLORIDA A&M | W, 34-12 |
| 9/28 | * ULM | L, 13-9 |
| 10/3 | * TEXAS STATE | L, 38-17 |
| 10/15 | * at South Alabama | L, 25-9 |
| 10/26 | * at Arkansas State | L, 34-31 |
| 11/2 | * COASTAL CAROLINA | W, 38-24 |
| 11/16 | * at Georgia Southern | W, 28-20 |
| 11/23 | * at Louisiana | L, 50-31 |
| 11/30 | * SOUTHERN MISS | W, 52-20 |



CONFERENCE

OVERALL

| EAST DIVISION | | | | | | WEST DIVISION | | | | | | | |
|---------------------|-----|------|-----|-----|---------|---------------|------|-----|-----|-----|-----|-----|---------|
| | W-L | Pct. | PF | PA | Streak | W-L | Pct. | PF | PA | H | A | N | Streak |
| \$ James Madison | 7-1 | .875 | 259 | 140 | Won 1 | 11-3 | .786 | 415 | 240 | 6-1 | 5-1 | 0-1 | Lost 1 |
| \$ App State | 6-2 | .750 | 311 | 255 | Won 5 | 8-5 | .615 | 477 | 427 | 5-1 | 2-4 | 1-0 | Won 2 |
| \$ Coastal Carolina | 5-3 | .625 | 206 | 218 | Lost 1 | 7-6 | .538 | 415 | 240 | 4-2 | 2-4 | 1-0 | Won 1 |
| \$ Old Dominion | 5-3 | .625 | 214 | 205 | Won 2 | 6-7 | .462 | 333 | 374 | 4-2 | 2-4 | 0-1 | Lost 2 |
| \$ Georgia State | 3-5 | .375 | 177 | 239 | Lost 4 | 6-7 | .462 | 418 | 372 | 4-2 | 2-4 | 0-1 | Lost 1 |
| \$ Georgia Southern | 3-5 | .375 | 234 | 282 | Lost 4 | 3-9 | .250 | 278 | 429 | 2-4 | 1-5 | 0-0 | Lost 2 |
| \$ Marshall | 3-5 | .375 | 162 | 243 | Won 1 | 2-10 | .167 | 208 | 419 | 2-4 | 0-6 | 0-0 | Lost 10 |
| * \$ Troy | 7-1 | .875 | 298 | 127 | Won 7 | | | | | | | | |
| \$ Texas State | 4-4 | .500 | 265 | 297 | Won 1 | | | | | | | | |
| \$ South Alabama | 4-4 | .500 | 256 | 168 | Lost 1 | | | | | | | | |
| \$ Arkansas State | 4-4 | .500 | 247 | 229 | Lost 1 | | | | | | | | |
| \$ Louisiana | 3-5 | .375 | 239 | 231 | Won 1 | | | | | | | | |
| Southern Miss | 2-6 | .250 | 202 | 287 | Lost 1 | | | | | | | | |
| ULM | 0-8 | .000 | 161 | 310 | Lost 10 | | | | | | | | |

* -- Sun Belt Conference Champion; \$ -- Bowl-eligible

APP STATE (9-5, 6-2)

| | | |
|-------|---------------------------|----------------|
| 09/02 | GARDNER-WEBB | W, 45-24 |
| 09/09 | at No. 17 North Carolina | L, 34-40 (20T) |
| 9/16 | EAST CAROLINA | W, 43-28 |
| 9/23 | at Wyoming | L, 19-22 |
| 9/30 | * at ULM | W, 41-40 |
| 10/10 | * COASTAL CAROLINA | L, 24-27 |
| 10/21 | * at Old Dominion | L, 21-28 |
| 10/28 | * SOUTHERN MISS | W, 48-38 |
| 11/4 | * MARSHALL | W, 31-9 |
| 11/11 | * at Georgia State | W, 42-14 |
| 11/18 | * at No. 18 James Madison | W, 26-23 (OT) |
| 11/25 | * GEORGIA SOUTHERN | W, 55-27 |
| 12/2 | & at Troy | L, 23-49 |
| 12/16 | ^ vs. Miami-Ohio | W, 13-9 |

& Sun Belt Championship Game

^ Cure Bowl

ARKANSAS STATE (6-7, 4-4)

| | | |
|-------|-------------------------|----------|
| 08/31 | at No. 20 Oklahoma | L, 0-73 |
| 09/07 | MEMPHIS | L, 3-37 |
| 09/16 | STONY BROOK | W, 31-7 |
| 09/23 | * SOUTHERN MISS | W, 44-37 |
| 09/30 | at UMass | W, 52-28 |
| 10/07 | * at Troy | L, 37-3 |
| 10/21 | * COASTAL CAROLINA | L, 17-27 |
| 10/28 | * at ULM | W, 34-24 |
| 11/4 | * LOUISIANA | W, 37-17 |
| 11/11 | * at South Alabama | L, 14-21 |
| 11/18 | * TEXAS STATE | W, 77-31 |
| 11/25 | * at Marshall | L, 21-35 |
| 12/23 | ^ vs. Northern Illinois | L, 19-21 |

^ Camellia Bowl

COASTAL CAROLINA (8-5, 5-3)

| | | |
|-------|------------------------|----------|
| 09/02 | at UCLA | L, 13-27 |
| 09/09 | JACKSONVILLE STATE | W, 30-16 |
| 09/16 | DUQUESNE | W, 66-7 |
| 09/21 | * GEORGIA STATE | L, 17-30 |
| 09/30 | * at Georgia Southern | L, 28-38 |
| 10/10 | * at App State | W, 27-24 |
| 10/21 | * at Arkansas State | W, 27-17 |
| 10/28 | * MARSHALL | W, 34-6 |
| 11/04 | * at Old Dominion | W, 28-24 |
| 11/11 | * TEXAS STATE | L, 31-23 |
| 11/18 | at Army | L, 21-28 |
| 11/25 | * No. 24 JAMES MADISON | L, 14-56 |
| 12/23 | ^ vs. San Jose State | W, 24-14 |

^ Hawai'i Bowl

GEORGIA SOUTHERN (6-7, 3-5)

| | | |
|-------|--------------------|----------|
| 09/02 | CITADEL | W, 34-0 |
| 09/09 | UAB | W, 49-35 |
| 09/16 | at Wisconsin | L, 14-35 |
| 09/23 | at Ball State | W, 40-3 |
| 09/30 | * COASTAL CAROLINA | W, 38-28 |
| 10/14 | * at James Madison | L, 13-41 |
| 10/21 | * ULM | W, 38-28 |
| 10/26 | * GEORGIA STATE | W, 44-27 |
| 11/4 | * at Texas State | L, 24-45 |
| 11/11 | * at Marshall | L, 33-38 |
| 11/18 | * OLD DOMINION | L, 17-20 |
| 11/25 | * at App State | L, 27-55 |
| 12/15 | ^ vs. Ohio | L, 21-41 |

^ Myrtle Beach Bowl

GEORGIA STATE (7-6, 3-5)

| | | |
|-------|------------------------|----------|
| 08/31 | RHODE ISLAND | W, 42-35 |
| 09/09 | UCONN | W, 35-14 |
| 09/16 | at Charlotte | W, 41-25 |
| 09/21 | * at Coastal Carolina | W, 30-17 |
| 09/30 | * TROY | L, 7-28 |
| 10/14 | * MARSHALL | W, 41-24 |
| 10/21 | * at Louisiana | W, 20-17 |
| 10/26 | * at Georgia Southern | L, 27-44 |
| 11/4 | * No. 23 JAMES MADISON | L, 14-42 |
| 11/11 | * APP STATE | L, 14-42 |
| 11/17 | at No. 15 LSU | L, 14-56 |
| 11/25 | * at Old Dominion | L, 24-45 |
| 12/23 | ^ vs. Utah State | W, 45-22 |

^ Famous Idaho Potato Bowl

JAMES MADISON (11-2, 7-1)

| | | |
|-------|-----------------------|---------------|
| 09/02 | BUCKNELL | W, 38-3 |
| 09/09 | at Virginia | W, 36-35 |
| 09/16 | * at Troy | W, 16-14 |
| 09/23 | at Utah State | W, 45-38 |
| 09/30 | * SOUTH ALABAMA | W, 31-23 |
| 10/14 | * GEORGIA SOUTHERN | W, 41-13 |
| 10/19 | * at Marshall | W, 20-9 |
| 10/28 | * OLD DOMINION | W, 30-27 |
| 11/04 | * at Georgia State | W, 42-14 |
| 11/11 | UCONN | W, 44-6 |
| 11/18 | * APP STATE | L, 23-26 (OT) |
| 11/25 | * at Coastal Carolina | W, 56-14 |
| 12/23 | ^ vs. Air Force | L, 21-31 |

^ Armed Forces Bowl

LOUISIANA (6-7, 3-5)

| | | |
|-------|--------------------------|---------------|
| 09/02 | NORTHWESTERN STATE | W, 38-13 |
| 09/09 | * at Old Dominion | L, 31-38 |
| 09/16 | at UAB | W, 41-21 |
| 09/23 | BUFFALO | W, 45-38 |
| 09/30 | at Minnesota | L, 24-35 |
| 10/07 | * TEXAS STATE | W, 34-30 |
| 10/21 | * GEORGIA STATE | L, 17-20 |
| 10/28 | * at South Alabama | W, 33-20 |
| 11/4 | * at Arkansas State | L, 17-37 |
| 11/9 | * SOUTHERN MISS | L, 31-34 (OT) |
| 11/18 | * at Troy | L, 24-31 |
| 11/25 | * ULM | W, 52-21 |
| 12/16 | ^ vs. Jacksonville State | L, 31-34 (OT) |

^ New Orleans Bowl

ULM (2-10, 0-8)

| | | |
|-------|-----------------------|----------|
| 09/02 | ARMY | W, 17-13 |
| 09/09 | LAMAR | W, 24-14 |
| 09/16 | at Texas A&M | L, 3-47 |
| 09/30 | * APP STATE | L, 40-41 |
| 10/07 | * SOUTH ALABAMA | L, 7-55 |
| 10/14 | * at Texas State | L, 20-21 |
| 10/21 | * at Georgia Southern | L, 28-38 |
| 10/28 | * ARKANSAS STATE | L, 24-34 |
| 11/04 | * at Southern Miss | L, 7-24 |
| 11/11 | * TROY | L, 14-45 |
| 11/18 | at No. 13 Ole Miss | L, 3-35 |
| 11/25 | * at Louisiana | L, 21-52 |

MARSHALL (6-7, 3-5)

| | | |
|-------|--------------------|----------|
| 09/02 | ALBANY | W, 21-17 |
| 09/09 | at East Carolina | W, 31-13 |
| 09/23 | VIRGINIA TECH | W, 24-17 |
| 09/30 | * OLD DOMINION | W, 41-35 |
| 10/07 | at NC State | L, 41-48 |
| 10/14 | * at Georgia State | L, 24-41 |
| 10/19 | * JAMES MADISON | L, 9-20 |
| 10/28 | * COASTAL CAROLINA | L, 6-34 |
| 11/4 | * at App State | L, 9-31 |
| 11/11 | * GEORGIA SOUTHERN | W, 38-33 |
| 11/18 | * at South Alabama | L, 0-28 |
| 11/25 | * ARKANSAS STATE | W, 35-21 |
| 12/19 | ^ vs. UTSA | L, 17-35 |

^ Frisco Bowl

OLD DOMINION (6-7, 5-3)

| | | |
|-------|---------------------------|---------------|
| 09/02 | at Virginia Tech | L, 17-36 |
| 09/09 | * LOUISIANA | W, 38-31 |
| 09/16 | WAKE FOREST | L, 24-27 |
| 09/23 | TEXAS A&M-COMMERCE | W, 10-9 |
| 09/30 | * at Marshall | L, 35-41 |
| 10/7 | * at Southern Miss | W, 17-13 |
| 10/21 | * APP STATE | W, 28-21 |
| 10/28 | * at No. 23 James Madison | L, 27-30 |
| 11/04 | * COASTAL CAROLINA | L, 24-28 |
| 11/11 | at Liberty | L, 10-38 |
| 11/18 | * at Georgia Southern | W, 20-17 |
| 11/25 | * GEORGIA STATE | W, 25-24 |
| 12/18 | ^ vs. Western Kentucky | L, 35-38 (OT) |

^ Famous Toastery Bowl

SOUTH ALABAMA (7-6, 4-4)

| | | |
|-------|------------------------|----------|
| 09/02 | at No. 24 Tulane | L, 17-37 |
| 09/09 | SOUTHEASTERN LOUISIANA | W, 35-17 |
| 09/16 | at Oklahoma State | W, 33-7 |
| 09/23 | CENTRAL MICHIGAN | L, 30-34 |
| 09/30 | * at James Madison | L, 21-31 |
| 10/07 | * at ULM | W, 55-7 |
| 10/17 | * SOUTHERN MISS | W, 55-3 |
| 10/28 | * LOUISIANA | L, 20-33 |
| 11/02 | * at Troy | L, 10-28 |
| 11/11 | * ARKANSAS STATE | W, 21-14 |
| 11/18 | * MARSHALL | W, 28-0 |
| 11/25 | * at Texas State | L, 44-52 |
| 12/23 | ^ vs. Eastern Michigan | W, 59-10 |

^ 68 Ventures Bowl

SOUTHERN MISS (3-9, 2-6)

| | | |
|-------|------------------------|----------|
| 09/02 | ALCORN STATE | W, 40-14 |
| 09/09 | at No. 4 Florida State | L, 13-66 |
| 09/16 | TULANE | L, 3-21 |
| 09/23 | * at Arkansas State | L, 37-44 |
| 09/30 | * TEXAS STATE | L, 36-50 |
| 10/07 | * OLD DOMINION | L, 13-17 |
| 10/17 | * at South Alabama | L, 3-55 |
| 10/28 | * at App State | L, 38-48 |
| 11/04 | * ULM | W, 24-7 |
| 11/11 | * at Louisiana | W, 34-31 |
| 11/18 | at Mississippi State | L, 20-41 |
| 11/25 | * TROY | L, 17-35 |

TEXAS STATE (8-5, 4-4)

| | | |
|-------|-----------------------|----------|
| 09/02 | at Baylor | W, 42-31 |
| 09/09 | at UTSA | L, 13-20 |
| 09/16 | JACKSON STATE | W, 77-34 |
| 09/23 | NEVADA | W, 35-24 |
| 09/30 | * at Southern Miss | W, 50-36 |
| 10/07 | * at Louisiana | L, 30-34 |
| 10/14 | * ULM | W, 21-20 |
| 10/28 | * TROY | L, 13-31 |
| 11/04 | * GEORGIA SOUTHERN | W, 45-24 |
| 11/11 | * at Coastal Carolina | L, 23-31 |
| 11/18 | * at Arkansas State | L, 31-77 |
| 11/25 | * SOUTH ALABAMA | W, 52-44 |
| 12/26 | ^ vs. Rice | W, 45-21 |

^ First Responder Bowl

TROY (11-3, 7-1)

| | | |
|-------|------------------------|----------|
| 09/02 | STEPHEN F. AUSTIN | W, 48-30 |
| 09/09 | at No. 15 Kansas State | L, 13-42 |
| 09/16 | * JAMES MADISON | L, 14-16 |
| 09/23 | WESTERN KENTUCKY | W, 27-24 |
| 09/30 | * at Georgia State | W, 28-7 |
| 10/07 | * ARKANSAS STATE | W, 37-3 |
| 10/14 | ARMY | W, 19-0 |
| 10/28 | * SOUTH ALABAMA | W, 28-10 |
| 11/11 | * at ULM | W, 45-14 |
| 11/18 | * LOUISIANA | W, 31-24 |
| 11/25 | * at Southern Miss | W, 35-17 |
| 12/2 | & APP STATE | W, 49-23 |
| 12/23 | ^ vs. Duke | L, 10-17 |

& Sun Belt Championship Game

^ Birmingham Bowl

2022 FINAL STANDINGS

CONFERENCE

| EAST DIVISION | | | | | | WEST DIVISION | | | | | | | |
|----------------------|------|------|-----|--------|--------|---------------|------|-----|-----|-----|-----|--------|--------|
| W-L | Pct. | PF | PA | Streak | W-L | Pct. | PF | PA | H | A | N | Streak | |
| \$ Coastal Carolina | 6-2 | .750 | 216 | 235 | Lost 1 | 9-4 | .818 | 378 | 414 | 6-1 | 3-2 | 0-1 | Lost 3 |
| James Madison | 6-2 | .750 | 290 | 182 | Won 3 | 8-3 | .727 | 407 | 230 | 5-1 | 3-2 | 0-0 | Won 3 |
| \$ Marshall | 5-3 | .625 | 150 | 129 | Won 4 | 9-4 | .818 | 318 | 208 | 4-2 | 4-2 | 1-0 | Won 5 |
| App State | 3-5 | .375 | 250 | 241 | Lost 1 | 6-6 | .500 | 419 | 321 | 5-2 | 1-4 | 0-0 | Lost 1 |
| \$ Georgia Southern | 3-5 | .375 | 245 | 281 | Won 1 | 6-7 | .462 | 425 | 411 | 4-2 | 2-4 | 0-1 | Lost 1 |
| Georgia State | 3-5 | .375 | 246 | 248 | Lost 3 | 4-8 | .333 | 360 | 374 | 2-4 | 2-4 | 0-0 | Lost 3 |
| Old Dominion | 2-6 | .250 | 155 | 209 | Lost 6 | 3-9 | .250 | 234 | 319 | 2-4 | 1-5 | 0-0 | Lost 6 |
| WEST DIVISION | | | | | | | | | | | | | |
| * \$ Troy | 7-1 | .875 | 203 | 121 | Won 8 | 12-2 | .857 | 358 | 240 | 7-0 | 4-2 | 1-0 | Won 11 |
| \$ South Alabama | 7-1 | .875 | 228 | 156 | Won 5 | 10-3 | .769 | 406 | 277 | 5-1 | 5-1 | 0-1 | Lost 1 |
| \$ Louisiana | 4-4 | .500 | 213 | 164 | Won 2 | 6-7 | .462 | 340 | 297 | 4-2 | 2-4 | 0-1 | Lost 1 |
| \$ Southern Miss | 4-4 | .500 | 166 | 189 | Won 1 | 7-6 | .538 | 329 | 306 | 3-3 | 3-3 | 1-0 | Won 2 |
| ULM | 3-5 | .375 | 192 | 243 | Lost 2 | 4-8 | .333 | 268 | 413 | 3-2 | 1-6 | 0-0 | Lost 2 |
| Texas State | 2-6 | .250 | 157 | 224 | Lost 1 | 4-8 | .333 | 253 | 316 | 4-2 | 0-6 | 0-0 | Lost 1 |
| Arkansas State | 1-7 | .125 | 163 | 252 | Lost 6 | 3-9 | .250 | 300 | 377 | 3-3 | 0-6 | 0-0 | Lost 2 |

* -- Sun Belt Conference Champion; \$ -- Bowl-eligible

OVERALL

APP STATE (6-6, 3-5)

| | | |
|-------|-----------------------|----------------|
| 09/03 | NORTH CAROLINA | L, 61-63 |
| 09/10 | at Texas A&M | W, 17-14 |
| 09/17 | * TROY | W, 32-28 |
| 09/24 | * JAMES MADISON | L, 28-32 |
| 10/01 | THE CITADEL | W, 49-0 |
| 10/08 | * at Texas State | L, 24-36 |
| 10/19 | * GEORGIA STATE | W, 42-17 |
| 10/29 | ROBERT MORRIS | W, 42-3 |
| 11/3 | * at Coastal Carolina | L, 28-35 |
| 11/12 | * at Marshall | L, 21-28 |
| 11/19 | * OLD DOMINION | W, 27-14 |
| 11/26 | * at Georgia Southern | L, 48-51 (20T) |

ARKANSAS STATE (3-9, 1-7)

| | | |
|-------|--------------------|----------|
| 09/03 | GRAMBLING STATE | W, 58-3 |
| 09/10 | at Ohio State | L, 12-45 |
| 09/17 | at Memphis | L, 32-44 |
| 09/24 | * at Old Dominion | L, 26-29 |
| 10/01 | * ULM | W, 45-28 |
| 10/08 | * JAMES MADISON | L, 20-42 |
| 10/15 | * at Southern Miss | L, 19-20 |
| 10/22 | * at Louisiana | L, 18-38 |
| 10/29 | * SOUTH ALABAMA | L, 3-31 |
| 11/12 | UMASS | W, 35-33 |
| 11/19 | * at Texas State | L, 13-16 |
| 11/26 | * TROY | L, 19-48 |

COASTAL CAROLINA (9-4, 6-2)

| | | |
|-------|---------------------|----------|
| 09/03 | ARMY | W, 38-28 |
| 09/10 | GARDNER-WEBB | W, 31-27 |
| 09/17 | BUFFALO | W, 38-26 |
| 09/22 | * at Georgia State | W, 41-24 |
| 10/01 | * GEORGIA SOUTHERN | W, 34-30 |
| 10/08 | * at ULM | W, 28-21 |
| 10/15 | * OLD DOMINION | L, 21-49 |
| 10/29 | * at Marshall | W, 24-13 |
| 11/03 | * APP STATE | W, 35-28 |
| 11/12 | * SOUTHERN MISS | W, 26-23 |
| 11/19 | at Virginia | CANCELED |
| 10/26 | * at James Madison | L, 7-47 |
| 12/03 | & at Troy | L, 26-45 |
| 12/27 | ^ vs. East Carolina | L, 29-53 |

& Sun Belt Championship Game
^ TicketSmarter Birmingham Bowl

GEORGIA SOUTHERN (6-7, 3-5)

| | | |
|-------|-----------------------|----------|
| 09/03 | MORGAN STATE | W, 59-7 |
| 09/10 | at Nebraska | W, 45-42 |
| 09/17 | at UAB | L, 21-35 |
| 09/24 | vs. Ball State | W, 34-23 |
| 10/01 | * at Coastal Carolina | L, 30-34 |
| 10/08 | * at Georgia State | L, 33-41 |
| 10/15 | * JAMES MADISON | W, 45-38 |
| 10/22 | * at Old Dominion | W, 28-23 |
| 11/05 | * SOUTH ALABAMA | L, 31-38 |
| 11/10 | * at Louisiana | L, 17-36 |
| 11/19 | * MARSHALL | L, 10-23 |
| 11/26 | * APP STATE | W, 51-48 |
| 12/27 | ^ vs. Buffalo | L, 21-23 |

GEORGIA STATE (4-8, 3-5)

| | | |
|-------|--------------------|----------|
| 09/03 | at South Carolina | L, 14-35 |
| 09/10 | NORTH CAROLINA | L, 28-35 |
| 09/17 | CHARLOTTE | L, 41-42 |
| 09/22 | * COASTAL CAROLINA | L, 24-41 |
| 10/01 | * at Army | W, 31-14 |
| 10/08 | * GEORGIA SOUTHERN | W, 41-33 |
| 10/19 | * at App State | L, 17-42 |
| 10/29 | * OLD DOMINION | W, 31-17 |
| 11/05 | * at Southern Miss | W, 42-14 |
| 11/12 | * ULM | L, 28-31 |
| 11/19 | * at James Madison | L, 40-42 |
| 11/26 | * at Marshall | L, 23-28 |

JAMES MADISON (8-3, 6-2)

| | | |
|-------|-----------------------|----------|
| 09/03 | MIDDLE TENNESSEE | W, 44-7 |
| 09/10 | NORFOLK STATE | W, 63-7 |
| 09/24 | * at App State | W, 32-28 |
| 10/01 | * TEXAS STATE | W, 40-13 |
| 10/08 | * at Arkansas State | W, 42-20 |
| 10/15 | * at Georgia Southern | L, 38-45 |
| 10/22 | * MARSHALL | L, 12-26 |
| 11/05 | at Louisville | L, 10-34 |
| 11/12 | * at Old Dominion | W, 37-3 |
| 11/19 | * GEORGIA STATE | W, 42-40 |
| 11/26 | * COASTAL CAROLINA | W, 47-7 |

LOUISIANA (6-7, 4-4)

| | | |
|-------|------------------------|----------|
| 09/03 | SOUTHEASTERN LOUISIANA | W, 24-7 |
| 09/10 | EASTERN MICHIGAN | W, 49-21 |
| 09/17 | at Rice | L, 12-33 |
| 09/24 | * at ULM | L, 17-21 |
| 10/01 | * SOUTH ALABAMA | L, 17-20 |
| 10/12 | * at Marshall | W, 23-13 |
| 10/22 | * ARKANSAS STATE | W, 38-18 |
| 10/27 | * at Southern Miss | L, 24-39 |
| 11/05 | * TROY | L, 17-23 |
| 11/10 | * GEORGIA SOUTHERN | W, 36-17 |
| 11/19 | at Florida State | L, 17-49 |
| 11/16 | * at Texas State | W, 41-13 |
| 12/23 | ^ vs. Houston | L, 16-23 |

^ Radiance Technologies Independence Bowl

ULM (4-8, 3-5)

| | | |
|-------|---------------------|----------|
| 09/03 | at Texas | L, 10-52 |
| 09/10 | NICHOLLS | W, 35-7 |
| 09/17 | at Alabama | L, 7-63 |
| 09/24 | * LOUISIANA | W, 21-17 |
| 10/01 | * at Arkansas State | L, 28-45 |
| 10/08 | * COASTAL CAROLINA | L, 21-48 |
| 10/15 | * at South Alabama | L, 34-21 |
| 10/22 | at Army | L, 24-48 |
| 11/05 | * TEXAS STATE | W, 31-30 |
| 11/12 | * at Georgia State | W, 31-28 |
| 11/19 | * at Troy | L, 16-34 |
| 11/26 | * SOUTHERN MISS | L, 10-20 |

MARSHALL (9-4, 5-3)

| | | |
|-------|-----------------------|---------------|
| 09/03 | NORFOLK STATE | W, 55-3 |
| 09/10 | at Notre Dame | W, 26-21 |
| 09/17 | at Bowling Green | L, 31-34 (OT) |
| 09/24 | * at Troy | L, 7-16 |
| 10/01 | GARDNER WEBB | W, 28-7 |
| 10/12 | * LOUISIANA | L, 13-23 |
| 10/22 | * at James Madison | W, 26-12 |
| 10/29 | * COASTAL CAROLINA | L, 13-24 |
| 11/05 | * at Old Dominion | W, 12-0 |
| 11/12 | * APP STATE | W, 28-21 |
| 11/19 | * at Georgia Southern | W, 23-10 |
| 11/26 | * GEORGIA STATE | W, 28-23 |
| 12/19 | ^ vs. UConn | W, 28-14 |

OLD DOMINION (3-9, 2-6)

| | | |
|-------|-----------------------|----------|
| 09/02 | VIRGINIA TECH | W, 20-17 |
| 09/10 | at East Carolina | L, 21-39 |
| 09/17 | at Virginia | L, 14-16 |
| 09/24 | * ARKANSAS STATE | W, 29-26 |
| 10/01 | LIBERTY | L, 24-38 |
| 10/15 | * at Coastal Carolina | W, 49-21 |
| 10/22 | * GEORGIA SOUTHERN | L, 23-28 |
| 10/29 | * at Georgia State | L, 17-31 |
| 11/05 | * MARSHALL | L, 0-12 |
| 11/12 | * JAMES MADISON | L, 3-37 |
| 11/19 | * at App State | L, 14-27 |
| 11/26 | * at South Alabama | L, 20-27 |

SOUTH ALABAMA (10-3, 7-1)

| | | |
|-------|------------------------|----------|
| 09/03 | NICHOLLS | W, 48-7 |
| 09/10 | at Central Michigan | W, 38-24 |
| 09/17 | at UCLA | L, 31-32 |
| 09/24 | LOUISIANA TECH | W, 38-14 |
| 10/01 | * at Louisiana | W, 20-17 |
| 10/15 | * ULM | W, 41-34 |
| 10/20 | * TROY | L, 6-10 |
| 10/29 | * at Arkansas State | W, 31-3 |
| 11/05 | * at Georgia Southern | W, 38-31 |
| 11/12 | * TEXAS STATE | W, 38-21 |
| 11/19 | * at Southern Miss | W, 27-20 |
| 11/26 | * OLD DOMINION | W, 27-20 |
| 12/21 | ^ vs. Western Kentucky | L, 23-44 |

^ R+L Carriers New Orleans Bowl

SOUTHERN MISS (7-6, 4-4)

| | | |
|-------|-----------------------|----------------|
| 09/03 | LIBERTY | L, 27-29 (40T) |
| 09/10 | at Miami | L, 7-30 |
| 09/17 | NORTHWESTERN STATE | W, 64-10 |
| 09/24 | at Tulane | W, 27-24 |
| 10/08 | * at Troy | L, 10-27 |
| 10/15 | * ARKANSAS STATE | W, 20-19 |
| 10/22 | * at Texas State | W, 20-14 |
| 10/27 | * LOUISIANA | W, 39-24 |
| 11/05 | * GEORGIA STATE | L, 14-42 |
| 11/12 | * at Coastal Carolina | L, 23-36 |
| 11/19 | * SOUTH ALABAMA | L, 20-27 |
| 11/26 | * at ULM | W, 20-10 |
| 12/17 | ^ vs. Rice | W, 38-24 |

^ LendingTree Bowl

TEXAS STATE (4-8, 2-6)

| | | |
|-------|--------------------|----------|
| 09/03 | at Nevada | L, 14-38 |
| 09/10 | FIU | W, 41-12 |
| 09/17 | at Baylor | L, 7-42 |
| 09/24 | HOUSTON CHRISTIAN | W, 34-0 |
| 10/01 | * at James Madison | L, 13-40 |
| 10/08 | * APP STATE | W, 36-24 |
| 10/15 | * at Troy | L, 14-17 |
| 10/22 | * SOUTHERN MISS | L, 14-20 |
| 11/05 | * at ULM | L, 30-31 |
| 11/12 | * at South Alabama | L, 21-38 |
| 11/19 | * ARKANSAS STATE | W, 16-13 |
| 11/26 | * LOUISIANA | L, 13-41 |

TROY (12-2, 7-1)

| | | |
|-------|---------------------|----------|
| 09/03 | at Ole Miss | L, 10-28 |
| 09/10 | ALABAMA A&M | W, 38-17 |
| 09/17 | * at App State | L, 28-32 |
| 09/24 | * MARSHALL | W, 16-7 |
| 10/01 | at Western Kentucky | W, 34-27 |
| 10/08 | * SOUTHERN MISS | W, 27-10 |
| 10/15 | * TEXAS STATE | W, 17-14 |
| 10/20 | * at South Alabama | W, 10-6 |
| 11/05 | * at Louisiana | W, 23-17 |
| 11/12 | ARMY | W, 10-9 |
| 11/19 | * ULM | W, 34-16 |
| 11/26 | * at Arkansas State | W, 48-19 |
| 12/03 | & COASTAL CAROLINA | W, 45-26 |
| 12/16 | ^ vs. UTSA | W, 18-12 |

& Sun Belt Championship Game

^ Cure Bowl



CONFERENCE

OVERALL

| EAST DIVISION | W-L | Pct. | PF | PA | Streak | W-L | Pct. | PF | PA | H | A | N | Streak |
|----------------------|-----|-------|-----|-----|--------|------|------|-----|-----|-----|-----|-----|--------|
| \$App State | 7-1 | .875 | 298 | 143 | Won 6 | 10-4 | .714 | 483 | 310 | 7-0 | 3-3 | 0-1 | Lost 2 |
| \$Coastal Carolina | 6-2 | .750 | 303 | 176 | Won 2 | 11-2 | .846 | 532 | 281 | 6-1 | 4-1 | 1-0 | Won 3 |
| \$Georgia State | 6-2 | .750 | 244 | 187 | Won 3 | 8-5 | .615 | 366 | 352 | 4-2 | 3-3 | 1-0 | Won 4 |
| Troy | 3-5 | .375 | 171 | 257 | Lost 3 | 5-7 | .417 | 274 | 313 | 3-3 | 2-4 | 0-0 | Lost 3 |
| Georgia Southern | 2-6 | .250 | 180 | 235 | Lost 1 | 3-9 | .250 | 242 | 377 | 2-4 | 1-5 | 0-0 | Lost 2 |
| WEST DIVISION | | | | | | | | | | | | | |
| *\$Louisiana | 8-0 | 1.000 | 239 | 132 | Won 13 | 13-1 | .929 | 435 | 259 | 7-0 | 5-1 | 1-0 | Won 13 |
| Texas State | 3-5 | .375 | 179 | 249 | Won 1 | 4-8 | .333 | 277 | 396 | 2-4 | 2-4 | 0-0 | Won 1 |
| South Alabama | 2-6 | .250 | 204 | 210 | Lost 3 | 5-7 | .417 | 299 | 317 | 4-2 | 1-5 | 0-0 | Lost 4 |
| ULM | 2-6 | .250 | 184 | 295 | Lost 4 | 4-8 | .333 | 251 | 402 | 4-2 | 0-6 | 0-0 | Lost 5 |
| Arkansas State | 1-7 | .125 | 176 | 294 | Lost 2 | 2-10 | .167 | 303 | 463 | 1-5 | 1-5 | 0-0 | Lost 2 |

* -- Sun Belt Conference Champion; \$ -- Bowl-eligible

APP STATE (10-4, 7-1)

| | | |
|--------------------------------|-----------------------|----------|
| 09/02 | EAST CAROLINA | W, 33-19 |
| 09/11 | at Miami (FL) | L, 23-25 |
| 09/18 | ELON | W, 44-10 |
| 09/23 | MARSHALL | W, 31-30 |
| 10/02 | *at Georgia State | W, 45-16 |
| 10/12 | *at Louisiana | L, 13-41 |
| 10/20 | *COASTAL CAROLINA | W, 30-27 |
| 10/30 | *ULM | W, 59-22 |
| 11/06 | *at Arkansas State | W, 48-14 |
| 11/13 | *SOUTH ALABAMA | W, 31-7 |
| 11/20 | *at Troy | W, 45-7 |
| 11/27 | *GEORGIA SOUTHERN | W, 27-3 |
| 12/04 | at Louisiana | L, 16-24 |
| 12/18 | ^vs. Western Kentucky | L, 38-59 |
| ^RoofClaim.com Boca Raton Bowl | | |

ARKANSAS STATE (2-10, 1-7)

| | | |
|-------|----------------------|----------|
| 09/04 | CENTRAL ARKANSAS | W, 40-21 |
| 09/11 | MEMPHIS | L, 50-55 |
| 09/18 | at Washington | L, 3-52 |
| 09/25 | at Tulsa | L, 34-41 |
| 10/02 | *at Georgia Southern | L, 33-59 |
| 10/07 | *COASTAL CAROLINA | L, 20-52 |
| 10/21 | *LOUISIANA | L, 27-28 |
| 10/30 | *at South Alabama | L, 13-31 |
| 11/06 | *APP STATE | L, 14-48 |
| 11/13 | *at ULM | W, 27-24 |
| 11/20 | *at Georgia State | L, 20-28 |
| 11/27 | *TEXAS STATE | L, 22-24 |

COASTAL CAROLINA (11-2, 6-2)

| | | |
|------------------------|------------------------|----------|
| 09/02 | CITADEL | W, 52-14 |
| 09/10 | KANSAS | W, 49-22 |
| 09/18 | at Buffalo | W, 28-25 |
| 09/25 | MASSACHUSETTS | W, 53-3 |
| 10/02 | *ULM | W, 59-6 |
| 10/07 | *at Arkansas State | W, 52-20 |
| 10/20 | *at App State | L, 27-30 |
| 10/28 | *TROY | W, 35-28 |
| 11/06 | *at Georgia Southern | W, 28-8 |
| 11/13 | *GEORGIA STATE | L, 40-42 |
| 11/20 | *TEXAS STATE | W, 35-21 |
| 11/26 | *at South Alabama | W, 27-21 |
| 12/17 | ^vs. Northern Illinois | W, 47-41 |
| ^Tailgreeter Cure Bowl | | |

GEORGIA SOUTHERN (3-9, 2-6)

| | | |
|-------|---------------------|----------|
| 09/04 | GARDNER-WEBB | W, 30-25 |
| 09/11 | at Florida Atlantic | L, 6-38 |
| 09/18 | at Arkansas | L, 10-45 |
| 09/25 | *LOUISIANA | L, 20-28 |
| 10/02 | *ARKANSAS STATE | W, 59-33 |
| 10/09 | *at Troy | L, 24-27 |
| 10/14 | *at South Alabama | L, 14-41 |
| 10/30 | *GEORGIA STATE | L, 14-21 |
| 11/06 | *COASTAL CAROLINA | L, 8-28 |
| 11/13 | *at Texas State | W, 38-30 |
| 11/20 | BYU | L, 11-34 |
| 11/27 | *at App State | L, 3-27 |

GEORGIA STATE (8-5, 6-2)

| | | |
|-----------------------|----------------------|----------|
| 09/04 | ARMY | L, 10-43 |
| 09/11 | at North Carolina | L, 17-59 |
| 09/18 | CHARLOTTE | W, 20-7 |
| 09/25 | at Auburn | L, 24-28 |
| 10/02 | *APP STATE | L, 16-45 |
| 10/09 | *at ULM | W, 55-21 |
| 10/23 | *TEXAS STATE | W, 28-16 |
| 10/30 | *at Georgia Southern | W, 21-14 |
| 11/04 | *at Louisiana | L, 10-22 |
| 11/13 | *at Coastal Carolina | W, 42-40 |
| 11/20 | *ARKANSAS STATE | W, 28-20 |
| 11/26 | *TROY | W, 37-10 |
| 12/25 | ^vs. Ball State | W, 51-20 |
| ^TaxAct Camellia Bowl | | |

LOUISIANA (13-1, 8-0)

| | | |
|--------------------------------|----------------------|----------|
| 09/04 | at Texas | L, 18-38 |
| 09/11 | NICHOLLS | W, 27-24 |
| 09/16 | OHIO | W, 49-14 |
| 09/25 | *at Georgia Southern | W, 28-20 |
| 10/02 | *at South Alabama | W, 20-18 |
| 10/12 | *APP STATE | W, 41-13 |
| 10/21 | *at Arkansas State | W, 28-27 |
| 10/30 | *TEXAS STATE | W, 45-0 |
| 11/04 | *GEORGIA STATE | W, 22-10 |
| 11/13 | *at Troy | W, 35-21 |
| 11/20 | at Liberty | W, 42-14 |
| 11/27 | *ULM | W, 21-16 |
| 12/04 | APP STATE | W, 24-16 |
| 12/18 | ^vs. Marshall | W, 36-21 |
| ^R+L Carriers New Orleans Bowl | | |

ULM (4-8, 2-6)

| | | |
|-------|----------------------|----------|
| 09/04 | at Kentucky | L, 10-45 |
| 09/18 | JACKSON STATE | W, 12-7 |
| 09/25 | *TROY | W, 29-16 |
| 10/02 | *at Coastal Carolina | L, 6-59 |
| 10/09 | *GEORGIA STATE | L, 21-55 |
| 10/16 | LIBERTY | W, 31-28 |
| 10/23 | *SOUTH ALABAMA | W, 41-31 |
| 10/30 | *at App State | L, 22-59 |
| 11/06 | *at Texas State | L, 19-27 |
| 11/13 | *ARKANSAS STATE | L, 24-27 |
| 11/20 | at LSU | L, 14-27 |
| 11/27 | *at Louisiana | L, 16-21 |

SOUTH ALABAMA (5-7, 2-6)

| | | |
|-------|-------------------|----------|
| 09/04 | SOUTHERN MISS | W, 31-7 |
| 09/11 | at Bowling Green | W, 22-19 |
| 09/18 | ALCORN STATE | W, 28-21 |
| 10/02 | *LOUISIANA | L, 18-20 |
| 10/09 | *at Texas State | L, 31-33 |
| 10/14 | *GEORGIA SOUTHERN | W, 41-14 |
| 10/23 | *at ULM | L, 31-41 |
| 10/30 | *ARKANSAS STATE | W, 31-13 |
| 11/06 | *at Troy | L, 24-31 |
| 11/13 | *at App State | L, 7-31 |
| 11/20 | at Tennessee | L, 14-60 |
| 11/26 | *COASTAL CAROLINA | L, 21-27 |

TEXAS STATE (4-8, 3-5)

| | | |
|-------|----------------------|----------|
| 09/04 | BAYLOR | L, 20-29 |
| 09/11 | at FIU | W, 23-17 |
| 09/18 | UIW | L, 34-42 |
| 09/25 | at Eastern Michigan | L, 21-59 |
| 10/09 | *SOUTH ALABAMA | W, 33-31 |
| 10/16 | *TROY | L, 28-31 |
| 10/23 | *at Georgia State | L, 16-28 |
| 10/30 | *at Louisiana | L, 0-45 |
| 11/06 | *ULM | W, 27-19 |
| 11/13 | *GEORGIA SOUTHERN | L, 30-38 |
| 11/20 | *at Coastal Carolina | L, 21-35 |
| 11/27 | *at Arkansas State | W, 24-22 |

TROY (5-7, 3-5)

| | | |
|-------|----------------------|----------|
| 09/04 | SOUTHERN | W, 55-3 |
| 09/11 | LIBERTY | L, 13-21 |
| 09/18 | at Southern Miss | W, 21-9 |
| 09/25 | *at ULM | L, 16-29 |
| 10/02 | at South Carolina | L, 14-23 |
| 10/09 | *GEORGIA SOUTHERN | W, 27-24 |
| 10/16 | *at Texas State | W, 31-28 |
| 10/28 | *at Coastal Carolina | L, 28-35 |
| 11/06 | *SOUTH ALABAMA | W, 31-24 |
| 11/13 | *LOUISIANA | L, 21-35 |
| 11/20 | *APP STATE | L, 7-45 |
| 11/27 | *at Georgia State | L, 10-37 |

2020 FINAL STANDINGS

CONFERENCE

OVERALL

| EAST DIVISION | | | | | | WEST DIVISION | | | | | | | |
|---------------------|------|-------|-----|--------|--------|---------------|------|-----|-----|-----|-----|--------|--------|
| W-L | Pct. | PF | PA | Streak | W-L | Pct. | PF | PA | H | A | N | Streak | |
| *\$Coastal Carolina | 8-0 | 1.000 | 309 | 145 | Won 9 | 10-1 | .909 | 370 | 242 | 3-1 | 6-0 | 1-0 | Won 7 |
| \$App State | 6-2 | .750 | 256 | 154 | Won 1 | 4-7 | .364 | 219 | 300 | 2-4 | 2-3 | 0-0 | Lost 1 |
| \$Georgia Southern | 4-4 | .500 | 201 | 210 | Lost 2 | 4-7 | .364 | 362 | 409 | 3-2 | 1-5 | 0-0 | Won 1 |
| \$Georgia State | 4-4 | .500 | 245 | 267 | Won 2 | 2-10 | .167 | 332 | 458 | 1-5 | 1-5 | 0-0 | Lost 1 |
| Troy | 3-4 | .429 | 199 | 172 | Lost 1 | 0-10 | .000 | 163 | 420 | 0-5 | 0-5 | 0-0 | Lost 1 |

* -- Sun Belt Conference Champion; \$ -- Bowl-eligible

APP STATE (9-3, 6-2)

| | | |
|-------|--------------------------|----------|
| 09/12 | CHARLOTTE | W, 35-20 |
| 09/19 | at Marshall | L, 7-17 |
| 09/26 | CAMPBELL | W, 52-21 |
| 10/22 | *ARKANSAS STATE | W, 45-17 |
| 10/31 | *at ULM | W, 31-13 |
| 11/07 | *at Texas State | W, 38-17 |
| 11/14 | *GEORGIA STATE | W, 17-13 |
| 11/21 | *at #15 Coastal Carolina | L, 23-34 |
| 11/28 | *TROY | W, 47-10 |
| 12/04 | *#20 LOUISIANA | L, 21-24 |
| 12/12 | *at Georgia Southern | W, 34-26 |
| 12/21 | ~vs North Texas | W, 56-28 |

^ Myrtle Beach Bowl

ARKANSAS STATE (4-7, 2-6)

| | | |
|-------|----------------------|----------|
| 09/05 | at Memphis | L, 24-37 |
| 09/12 | at Kansas State | W, 35-31 |
| 10/03 | *at Coastal Carolina | L, 23-52 |
| 10/10 | CENTRAL ARKANSAS | W, 50-27 |
| 10/15 | *GEORGIA STATE | W, 59-52 |
| 10/22 | *at App State | L, 17-45 |
| 10/31 | *TROY | L, 10-38 |
| 11/07 | *at Louisiana | L, 20-27 |
| 11/21 | *at Texas State | L, 45-47 |
| 11/28 | *SOUTH ALABAMA | L, 31-38 |
| 12/05 | *ULM | W, 48-15 |

COASTAL CAROLINA (11-1, 8-0)

| | | |
|-------|-------------------|----------|
| 09/12 | at KANSAS | W, 38-23 |
| 09/18 | CAMPBELL | W, 43-21 |
| 10/03 | *ARKANSAS STATE | W, 52-23 |
| 10/14 | *at #21 Louisiana | W, 30-27 |
| 10/24 | *GEORGIA SOUTHERN | W, 28-14 |
| 10/31 | *at Georgia State | W, 51-0 |
| 11/07 | *SOUTH ALABAMA | W, 23-6 |
| 11/21 | *APP STATE | W, 34-23 |
| 11/28 | *at Texas State | W, 49-14 |
| 12/05 | #8 BYU | W, 22-17 |
| 12/21 | *at Troy | W, 42-38 |
| 12/26 | ^vs #23 Liberty | L, 34-37 |

^ FBC Mortgage Cure Bowl

GEORGIA SOUTHERN (8-5, 4-4)

| | | |
|-------|--------------------------|----------|
| 09/12 | CAMPBELL | W, 27-26 |
| 09/26 | *at #19 Louisiana | L, 18-20 |
| 10/03 | *at ULM | W, 35-30 |
| 10/17 | UMASS | W, 41-0 |
| 10/24 | *at #25 Coastal Carolina | L, 14-28 |
| 10/29 | *SOUTH ALABAMA | W, 24-17 |
| 11/07 | *TROY | W, 20-13 |
| 11/14 | *TEXAS STATE | W, 40-38 |
| 11/21 | at Army | L, 27-28 |
| 11/28 | *at Georgia State | L, 24-30 |
| 12/05 | FAU | W, 20-3 |
| 12/12 | *APP STATE | L, 26-34 |
| 12/23 | ~vs Louisiana Tech | W, 38-3 |

^ R-L Carriers New Orleans Bowl

GEORGIA STATE (6-4, 4-4)

| | | |
|-------|-----------------------|----------|
| 09/19 | *#19 LOUISIANA | L, 31-34 |
| 10/03 | EAST CAROLINA | W, 49-29 |
| 10/15 | *at Arkansas State | L, 52-59 |
| 10/24 | *at Troy | W, 36-34 |
| 10/31 | *#20 COASTAL CAROLINA | L, 0-51 |
| 11/07 | *ULM | W, 52-34 |
| 11/14 | *at App State | L, 13-17 |
| 11/21 | *at South Alabama | W, 31-14 |
| 11/28 | *GEORGIA SOUTHERN | W, 30-24 |
| 12/26 | ^vs Western Kentucky | W, 39-21 |

^ LendingTree Bowl

LOUISIANA (10-1, 7-1)

| | | |
|-------|-------------------|----------|
| 09/12 | at #23 Iowa State | W, 31-14 |
| 09/19 | *at Georgia State | W, 34-31 |
| 09/26 | *GEORGIA SOUTHERN | W, 20-18 |
| 10/14 | *COASTAL CAROLINA | L, 27-30 |
| 10/23 | at UAB | W, 24-20 |
| 10/31 | *at Texas State | W, 44-34 |
| 11/07 | *ARKANSAS STATE | W, 27-20 |
| 11/14 | *SOUTH ALABAMA | W, 38-10 |
| 11/28 | *at ULM | W, 70-20 |
| 12/04 | *at App State | W, 24-21 |
| 12/26 | ^vs UTSA | W, 31-24 |

^ SERVPRO First Responder Bowl

ULM (0-10, 0-7)

| | | |
|-------|--------------------|----------|
| 09/12 | at Army | L, 7-37 |
| 09/19 | *TEXAS STATE | L, 17-38 |
| 09/26 | UTEP | L, 6-31 |
| 10/03 | *GEORGIA SOUTHERN | L, 30-35 |
| 10/10 | at Liberty | L, 7-40 |
| 10/24 | *at South Alabama | L, 14-38 |
| 10/31 | *APP STATE | L, 13-31 |
| 11/07 | *at Georgia State | L, 34-52 |
| 11/28 | *#23 LOUISIANA | L, 20-70 |
| 12/05 | *at Arkansas State | L, 15-48 |

SOUTH ALABAMA (4-7, 3-5)

| | | |
|-------|--------------------------|----------|
| 09/03 | at Southern Miss | W, 32-21 |
| 09/12 | TULANE | L, 24-27 |
| 09/24 | UAB | L, 10-42 |
| 10/17 | *TEXAS STATE | W, 30-20 |
| 10/24 | *ULM | W, 38-14 |
| 10/29 | *at Georgia Southern | L, 17-24 |
| 11/07 | *at #15 Coastal Carolina | L, 6-23 |
| 11/14 | *at #25 Louisiana | L, 10-38 |
| 11/21 | *GEORGIA STATE | L, 14-31 |
| 11/28 | *at Arkansas State | W, 38-31 |
| 12/05 | *TROY | L, 0-29 |

TEXAS STATE (2-10, 2-6)

| | | |
|-------|----------------------|----------|
| 09/05 | SMU | L, 24-31 |
| 09/12 | UTSA | L, 48-51 |
| 09/19 | *at ULM | W, 38-17 |
| 09/26 | at Boston College | L, 21-24 |
| 10/10 | *at Troy | L, 17-37 |
| 10/17 | *at South Alabama | L, 20-30 |
| 10/24 | at BYU | L, 14-52 |
| 10/31 | *LOUISIANA | L, 34-44 |
| 11/07 | *APP STATE | L, 17-38 |
| 11/14 | *at Georgia Southern | L, 38-40 |
| 11/21 | *ARKANSAS STATE | W, 47-45 |
| 11/28 | *COASTAL CAROLINA | L, 14-49 |

TROY (5-6, 3-4)

| | | |
|-------|-----------------------|----------|
| 09/19 | at Middle Tennessee | W, 47-14 |
| 09/26 | at BYU | L, 7-48 |
| 10/10 | *TEXAS STATE | W, 37-17 |
| 10/17 | EASTERN KENTUCKY | W, 31-29 |
| 10/24 | *GEORGIA STATE | L, 34-36 |
| 10/31 | *at Arkansas State | W, 38-10 |
| 11/07 | *at Georgia Southern | L, 13-20 |
| 11/21 | MIDDLE TENNESSEE | L, 17-20 |
| 11/28 | *at App State | L, 10-47 |
| 12/05 | *at South Alabama | W, 29-0 |
| 12/12 | *#11 COASTAL CAROLINA | L, 38-42 |



| | Conference | | | | | Overall | | | | | | | |
|----------------------|------------|------|-----|-----|--------|---------|------|-----|-----|-----|-----|-----|--------|
| | W-L | Pct. | H | A | Streak | W-L | Pct. | PF | PA | H | A | N | Streak |
| EAST DIVISION | | | | | | | | | | | | | |
| *App State | 7-1 | .875 | 315 | 131 | Won 3 | 13-1 | .929 | 543 | 280 | 6-1 | 6-0 | 1-0 | Won 6 |
| \$Georgia Southern | 5-3 | .625 | 248 | 228 | Won 1 | 7-6 | .538 | 366 | 366 | 5-1 | 2-4 | 0-1 | Lost 1 |
| \$Georgia State | 4-4 | .500 | 265 | 283 | Lost 1 | 7-6 | .538 | 406 | 471 | 5-1 | 2-4 | 0-1 | Lost 2 |
| Troy | 3-5 | .375 | 276 | 307 | Lost 2 | 5-7 | .417 | 406 | 417 | 3-3 | 2-4 | 0-0 | Lost 2 |
| Coastal Carolina | 2-6 | .250 | 221 | 294 | Won 1 | 5-7 | .417 | 364 | 366 | 3-3 | 2-4 | 0-0 | Won 1 |
| WEST DIVISION | | | | | | | | | | | | | |
| \$Louisiana | 7-1 | .875 | 281 | 131 | Won 6 | 11-3 | .786 | 531 | 276 | 5-2 | 5-1 | 1-0 | Won 1 |
| \$Arkansas State | 5-3 | .625 | 290 | 281 | Lost 1 | 8-5 | .615 | 438 | 444 | 4-2 | 3-3 | 1-0 | Won 1 |
| ULM | 4-4 | .500 | 251 | 286 | Lost 1 | 5-7 | .417 | 379 | 464 | 4-2 | 1-5 | 0-0 | Lost 1 |
| Texas State | 2-6 | .250 | 159 | 277 | Lost 3 | 3-9 | .250 | 221 | 391 | 3-3 | 0-6 | 0-0 | Lost 3 |
| South Alabama | 1-7 | .125 | 154 | 242 | Won 1 | 2-10 | .167 | 221 | 368 | 2-4 | 0-6 | 0-0 | Won 1 |

* -- Sun Belt Conference Champion; \$ -- Bowl-eligible

APP STATE (13-1/7-1)

| | | |
|-------|--------------------|----------|
| 08/31 | ETSU | W, 42-7 |
| 09/07 | CHARLOTTE | W, 56-41 |
| 09/21 | at North Carolina | W, 34-31 |
| 09/28 | * COASTAL CAROLINA | W, 56-37 |
| 10/09 | * at Louisiana | W, 17-7 |
| 10/19 | * ULM | W, 52-7 |
| 10/26 | * at South Alabama | W, 30-3 |
| 10/31 | * GEORGIA SOUTHERN | L, 21-24 |
| 11/09 | at South Carolina | W, 20-15 |
| 11/16 | * at Georgia State | W, 56-27 |
| 11/23 | * TEXAS STATE | W, 35-13 |
| 11/29 | * at Troy | W, 48-13 |
| 12/07 | # Louisiana | W, 45-38 |
| 12/21 | ^ UAB | W, 31-17 |

Sun Belt Championship Game
^ New Orleans Bowl

ARKANSAS STATE (8-5/5-3)

| | | |
|-------|--------------------|----------|
| 08/31 | SMU | L, 30-37 |
| 09/07 | at UNLV | W, 43-17 |
| 09/14 | at #3 Georgia | L, 0-55 |
| 09/21 | SOUTHERN ILLINOIS | W, 41-28 |
| 09/28 | * at Troy | W, 50-43 |
| 10/05 | * at Georgia State | L, 38-52 |
| 10/17 | * LOUISIANA | L, 20-37 |
| 10/26 | * TEXAS STATE | W, 38-14 |
| 11/02 | * at ULM | W, 48-41 |
| 11/16 | * COASTAL CAROLINA | W, 28-27 |
| 11/23 | * GEORGIA SOUTHERN | W, 38-33 |
| 11/29 | * at South Alabama | L, 30-34 |
| 12/21 | ^ vs FIU | W, 34-26 |

^ Camellia Bowl

COASTAL CAROLINA (5-7/2-6)

| | | |
|-------|-----------------------|----------|
| 08/31 | EASTERN MICHIGAN | L, 23-30 |
| 09/07 | at Kansas | W, 12-7 |
| 09/14 | NORFOLK STATE | W, 46-7 |
| 09/21 | at Massachusetts | W, 62-28 |
| 09/28 | * at App State | L, 37-56 |
| 10/12 | * GEORGIA STATE | L, 21-31 |
| 10/19 | * at Georgia Southern | L, 27-30 |
| 11/02 | * TROY | W, 36-35 |
| 11/07 | * LOUISIANA | L, 7-48 |
| 11/16 | * at Arkansas State | L, 27-28 |
| 11/23 | * at ULM | L, 42-45 |
| 11/30 | * TEXAS STATE | W, 24-21 |

GEORGIA SOUTHERN (7-6/5-3)

| | | |
|-------|---------------------|----------|
| 08/31 | at #6 LSU | L, 3-55 |
| 09/07 | MAINE | W, 26-18 |
| 09/14 | at Minnesota | L, 32-35 |
| 09/28 | * LOUISIANA | L, 24-37 |
| 10/03 | * at South Alabama | W, 20-17 |
| 10/19 | * COASTAL CAROLINA | W, 30-27 |
| 10/26 | NEW MEXICO STATE | W, 41-7 |
| 10/31 | * at #20 App State | W, 24-21 |
| 11/09 | * at Troy | L, 28-49 |
| 11/16 | * ULM | W, 51-29 |
| 11/23 | * at Arkansas State | L, 33-38 |
| 11/30 | * GEORGIA STATE | W, 38-10 |
| 12/21 | ^ Liberty | L, 16-23 |

^ FBC Mortgage Cure Bowl

GEORGIA STATE (7-6/4-4)

| | | |
|-------|-----------------------|----------|
| 08/31 | at Tennessee | W, 38-30 |
| 09/07 | FURMAN | W, 48-42 |
| 09/14 | at Western Michigan | L, 10-57 |
| 09/21 | * at Texas State | L, 34-37 |
| 10/05 | * ARKANSAS STATE | W, 52-38 |
| 10/12 | * at Coastal Carolina | W, 31-21 |
| 10/19 | ARMY | W, 28-21 |
| 10/26 | * TROY | W, 52-33 |
| 11/09 | * at ULM | L, 31-45 |
| 11/16 | * #24 App State | L, 27-56 |
| 11/23 | * SOUTH ALABAMA | W, 28-15 |
| 11/30 | * at Georgia Southern | L, 10-38 |
| 12/31 | ^ vs Wyoming | L, 17-38 |

^ Arizona Bowl

LOUISIANA (11-3/7-1)

| | | |
|-------|-----------------------|----------|
| 08/31 | MISSISSIPPI STATE | L, 28-38 |
| 09/07 | LIBERTY | W, 35-14 |
| 09/14 | TEXAS SOUTHERN | W, 77-6 |
| 09/21 | at Ohio | W, 45-25 |
| 09/28 | * at Georgia Southern | W, 37-24 |
| 10/09 | * #28 App State | L, 7-17 |
| 10/17 | * at Arkansas State | W, 37-20 |
| 11/02 | * TEXAS STATE | W, 31-3 |
| 11/07 | * at Coastal Carolina | W, 48-7 |
| 11/16 | * at South Alabama | W, 37-27 |
| 11/23 | * TROY | W, 53-3 |
| 11/30 | * ULM | W, 31-30 |
| 12/07 | at App State | L, 38-45 |
| 01/06 | Miami (Ohio) | W, 27-17 |

Sun Belt Championship Game
^ Lendingtree Bowl

ULM (5-7/4-4)

| | | |
|-------|-----------------------|----------|
| 08/31 | GRAMBLING | W, 31-9 |
| 09/07 | at Florida State | L, 44-45 |
| 09/21 | at Iowa State | L, 20-72 |
| 09/28 | * SOUTH ALABAMA | W, 30-17 |
| 10/05 | MEMPHIS | L, 33-52 |
| 10/10 | * at Texas State | W, 24-14 |
| 10/19 | * at #24 App State | L, 7-52 |
| 11/02 | * ARKANSAS STATE | L, 41-48 |
| 11/09 | * GEORGIA STATE | W, 45-31 |
| 11/16 | * at Georgia Southern | L, 29-51 |
| 11/23 | * COASTAL CAROLINA | W, 45-42 |
| 11/30 | * at Louisiana | L, 30-31 |

SOUTH ALABAMA (2-10/1-7)

| | | |
|-------|--------------------|----------|
| 08/31 | at #24 Nebraska | L, 21-35 |
| 09/07 | JACKSON STATE | W, 37-14 |
| 09/14 | MEMPHIS | L, 6-42 |
| 09/21 | at UAB | L, 3-35 |
| 09/28 | * at ULM | L, 17-30 |
| 10/03 | * GEORGIA SOUTHERN | L, 17-20 |
| 10/16 | * at Troy | L, 13-37 |
| 10/26 | * #21 App State | L, 3-30 |
| 11/09 | * at Texas State | L, 28-30 |
| 11/16 | * LOUISIANA | L, 27-37 |
| 11/23 | * at Georgia State | L, 15-28 |
| 11/29 | * ARKANSAS STATE | W, 34-30 |

TEXAS STATE (3-9/2-6)

| | | |
|-------|-----------------------|----------|
| 08/29 | at Texas A&M | L, 7-41 |
| 09/07 | WYOMING | L, 14-23 |
| 09/14 | at SMU | L, 17-47 |
| 09/21 | * GEORGIA STATE | W, 37-34 |
| 09/28 | NICHOLLS STATE | W, 24-3 |
| 10/10 | * ULM | L, 14-24 |
| 10/26 | * at Arkansas State | L, 14-38 |
| 11/02 | * at Louisiana | L, 3-31 |
| 11/09 | * SOUTH ALABAMA | W, 30-28 |
| 11/16 | * TROY | L, 27-63 |
| 11/23 | * at #24 App State | L, 13-35 |
| 11/30 | * at Coastal Carolina | L, 21-24 |

TROY (5-7/3-5)

| | | |
|-------|-----------------------|----------|
| 08/31 | CAMPBELL | W, 43-14 |
| 09/14 | SOUTHERN MISS | L, 42-47 |
| 09/21 | at AKRON | W, 35-7 |
| 09/29 | * ARKANSAS STATE | L, 43-50 |
| 10/05 | at Missouri | L, 10-42 |
| 10/16 | * SOUTH ALABAMA | W, 37-13 |
| 10/26 | * at Georgia State | L, 33-52 |
| 11/02 | * at Coastal Carolina | L, 35-36 |
| 11/09 | * GEORGIA SOUTHERN | W, 49-28 |
| 11/16 | * at Texas State | W, 63-27 |
| 11/23 | * at Louisiana | L, 3-53 |
| 11/29 | * #22 App State | L, 13-48 |

2018 FINAL STANDINGS

| EAST DIVISION | Conference | | | | | Overall | | | | | | | |
|----------------------|------------|------|-----|------|--------|---------|------|-----|------|-----|-----|-----|--------|
| | W-L | Pct. | H | A | Streak | W-L | Pct. | PF | PA | H | A | N | Streak |
| *App State | 7-1 | .255 | 108 | .875 | Won 4 | 11-2 | .485 | 201 | .846 | 6-0 | 4-2 | 1-0 | Won 6 |
| \$Troy | 7-1 | .238 | 150 | .875 | Lost 1 | 10-3 | .399 | 286 | .769 | 5-1 | 4-2 | 1-0 | Won 1 |
| \$Georgia Southern | 6-2 | .247 | 171 | .750 | Won 2 | 10-3 | .396 | 280 | .769 | 5-1 | 4-2 | 1-0 | Won 3 |
| Coastal Carolina | 2-6 | .176 | 291 | .250 | Lost 4 | 5-7 | .320 | 398 | .417 | 1-4 | 4-3 | 0-0 | Lost 4 |
| Georgia State | 1-7 | .219 | 295 | .125 | Lost 7 | 2-10 | .287 | 449 | .167 | 2-4 | 0-6 | 0-0 | Lost 7 |
| WEST DIVISION | | | | | | | | | | | | | |
| \$Louisiana | 5-3 | .265 | 241 | .625 | Won 3 | 7-7 | .447 | 479 | .500 | 5-1 | 2-5 | 0-1 | Lost 2 |
| \$Arkansas State | 5-3 | .270 | 199 | .625 | Won 4 | 8-5 | .394 | 333 | .615 | 5-1 | 3-3 | 0-1 | Lost 1 |
| \$ULM | 4-4 | .233 | 212 | .500 | Lost 2 | 6-6 | .319 | 381 | .500 | 3-2 | 3-4 | 0-0 | Lost 2 |
| South Alabama | 2-6 | .171 | 321 | .250 | Won 1 | 3-9 | .290 | 465 | .250 | 3-3 | 0-6 | 0-0 | Won 1 |
| Texas State | 1-7 | .146 | 232 | .125 | Lost 3 | 3-9 | .237 | 332 | .250 | 2-4 | 1-5 | 0-0 | Lost 3 |

* -- Sun Belt Conference Champion; \$ -- Bowl-eligible

APP STATE (11-2/7-1)

| | |
|------------------------------|---------------|
| 09/01 at #10 Penn State | L, 38-45 (OT) |
| 09/08 at Charlotte | W, 45-9 |
| 09/15 SOUTHERN MISS | CANCELED |
| 09/22 GARDNER WEBB | W, 72-7 |
| 09/29 * SOUTH ALABAMA | W, 52-7 |
| 10/09 * at Arkansas State | W, 35-9 |
| 10/20 * LOUISIANA | W, 27-17 |
| 10/25 * at Georgia Southern | L, 14-34 |
| 11/03 * at Coastal Carolina | W, 23-7 |
| 11/10 * at Texas State | W, 38-7 |
| 11/17 * GEORGIA STATE | W, 45-17 |
| 11/24 * TROY | W, 21-10 |
| 12/1 # Louisiana | W, 30-19 |
| 12/15 ^ Middle Tennessee | W, 45-13 |
| # Sun Belt Championship Game | |
| ^ New Orleans Bowl | |

ARKANSAS STATE (8-5/5-3)

| | |
|--------------------------------|---------------|
| 09/01 SOUTHEAST MISSOURI | W, 48-21 |
| 09/08 at #1 Alabama | L, 7-57 |
| 09/15 at Tulsa | W, 29-20 |
| 09/22 UNLV | W, 27-20 |
| 09/29 * at Georgia Southern | L, 21-28 |
| 10/09 * App State | L, 9-35 |
| 10/18 * GEORGIA STATE | W, 51-35 |
| 10/27 * at Louisiana | L, 43-47 |
| 11/03 * SOUTH ALABAMA | W, 38-14 |
| 11/10 * at Coastal Carolina | W, 44-16 |
| 11/17 * ULM | W, 31-17 |
| 11/24 * at Texas State | W, 33-7 |
| 12/29 ^ Nevada | L, 13-16 (OT) |
| ^ NOVA Home Loans Arizona Bowl | |

COASTAL CAROLINA (5-7/2-6)

| | |
|--------------------------|----------|
| 09/01 at South Carolina | L, 15-49 |
| 09/08 UAB | W, 47-24 |
| 09/12 at Campbell | W, 58-21 |
| 09/22 * at Louisiana | W, 30-28 |
| 09/29 * at Troy | L, 21-45 |
| 10/13 * ULM | L, 20-45 |
| 10/20 at UMass | W, 24-13 |
| 10/27 * at Georgia State | W, 37-34 |
| 11/03 * App State | L, 7-23 |
| 11/10 * ARKANSAS STATE | L, 16-44 |
| 11/17 * GEORGIA SOUTHERN | L, 17-41 |
| 11/2 * at South Alabama | L, 28-31 |

GEORGIA SOUTHERN (10-3/6-2)

| | |
|------------------------------|----------|
| 09/01 SOUTH CAROLINA STATE | W, 37-6 |
| 09/08 UMASS | W, 34-13 |
| 09/15 at #2 Clemson | L, 7-38 |
| 09/29 * ARKANSAS STATE | W, 28-21 |
| 10/06 * SOUTH ALABAMA | W, 48-13 |
| 10/11 * at Texas State | W, 15-13 |
| 10/20 at New Mexico State | W, 48-31 |
| 10/25 * #25 App State | W, 34-14 |
| 11/03 * at ULM | L, 25-44 |
| 11/10 * TROY | L, 21-35 |
| 11/17 * at Coastal Carolina | W, 41-17 |
| 11/24 * at Georgia State | W, 35-14 |
| 12/15 ^ Eastern Michigan | W, 23-21 |
| ^ Raycom Media Camellia Bowl | |

GEORGIA STATE (2-10/1-7)

| | |
|---------------------------|----------|
| 08/30 KENNESAW STATE | W, 24-20 |
| 09/08 at NC State | L, 7-41 |
| 09/14 at Memphis | L, 22-59 |
| 09/22 WESTERN MICHIGAN | L, 15-34 |
| 09/29 * ULM | W, 46-14 |
| 10/04 * at Troy | L, 20-37 |
| 10/18 * at Arkansas State | L, 35-51 |
| 10/27 * COASTAL CAROLINA | L, 34-37 |
| 11/03 * TEXAS STATE | L, 31-40 |
| 11/10 * at Louisiana | L, 22-36 |
| 11/17 * at App State | L, 17-45 |
| 11/24 * GEORGIA SOUTHERN | L, 14-35 |

LOUISIANA (7-7/5-3)

| | |
|--------------------------------|----------|
| 09/01 GRAMBLING | W, 49-17 |
| 09/15 at #16 Mississippi State | L, 10-56 |
| 09/22 * COASTAL CAROLINA | L, 28-30 |
| 09/29 at #1 Alabama | L, 14-56 |
| 10/06 * at Texas State | W, 42-27 |
| 10/13 NEW MEXICO STATE | W, 66-38 |
| 10/20 * at App State | L, 17-27 |
| 10/27 * ARKANSAS STATE | W, 47-43 |
| 11/03 * at Troy | L, 16-26 |
| 11/10 * GEORGIA STATE | W, 36-22 |
| 11/17 * SOUTH ALABAMA | W, 48-38 |
| 11/24 * at ULM | W, 31-28 |
| 12/1 # at App State | L, 19-30 |
| 12/14 ^ Tulane | L, 24-41 |
| # Sun Belt Championship Game | |
| ^ AutoNation Cure Bowl | |

ULM (6-6/4-4)

| | |
|------------------------------|----------|
| 08/30 SOUTHEASTERN LOUISIANA | W, 34-31 |
| 09/08 at Southern Miss | W, 21-20 |
| 09/15 at Texas A&M | L, 10-48 |
| 09/22 * TROY | L, 27-35 |
| 09/29 * at Georgia State | L, 14-46 |
| 10/06 at Ole Miss | L, 21-70 |
| 10/13 * at Coastal Carolina | W, 45-20 |
| 10/20 * TEXAS STATE | W, 20-14 |
| 11/03 * GEORGIA SOUTHERN | W, 44-25 |
| 11/10 * at South Alabama | W, 38-10 |
| 11/17 * at Arkansas State | L, 17-31 |
| 11/24 * LOUISIANA | L, 28-31 |

SOUTH ALABAMA (3-9/2-6)

| | |
|-----------------------------|----------|
| 09/01 LOUISIANA TECH | L, 26-30 |
| 09/08 at Oklahoma State | L, 13-55 |
| 09/15 * TEXAS STATE | W, 41-31 |
| 09/22 at Memphis | L, 35-52 |
| 09/29 * at App State | L, 7-52 |
| 10/06 * at Georgia Southern | L, 13-48 |
| 10/13 ALABAMA STATE | W, 45-7 |
| 10/23 * TROY | L, 17-38 |
| 11/03 * at Arkansas State | L, 14-38 |
| 11/10 * ULM | L, 10-38 |
| 11/17 * at Louisiana | L, 38-48 |
| 11/23 * COASTAL CAROLINA | W, 31-28 |

TEXAS STATE (3-9/1-7)

| | |
|--------------------------|----------|
| 09/01 at Rutgers | L, 7-35 |
| 09/08 TEXAS SOUTHERN | W, 36-20 |
| 09/15 * at South Alabama | L, 31-41 |
| 09/22 * at UTSA | L, 21-25 |
| 10/06 * LOUISIANA | L, 27-42 |
| 10/11 * GEORGIA SOUTHERN | L, 13-15 |
| 10/20 * at ULM | L, 14-20 |
| 10/27 NEW MEXICO STATE | W, 27-20 |
| 11/03 * at Georgia State | W, 40-31 |
| 11/10 * App State | L, 7-38 |
| 11/17 * at Troy | L, 7-12 |
| 11/24 * ARKANSAS STATE | L, 7-33 |

TROY (3-9/1-7)

| | |
|-----------------------------|----------|
| 09/01 #22 BOISE STATE | L, 20-56 |
| 09/08 FLORIDA A&M | W, 59-7 |
| 09/15 at Nebraska | W, 24-19 |
| 09/22 * at ULM | W, 35-27 |
| 09/29 * COASTAL CAROLINA | W, 45-21 |
| 10/04 * GEORGIA STATE | W, 37-20 |
| 10/13 at Liberty | L, 16-22 |
| 10/23 * at South Alabama | W, 38-17 |
| 11/03 * LOUISIANA | W, 26-16 |
| 11/10 * at Georgia Southern | W, 35-21 |
| 11/17 * TEXAS STATE | W, 12-7 |
| 11/24 * at App State | L, 10-21 |
| 12/15 ^ Buffalo | W, 42-32 |
| ^ Dollar General Bowl | |



2017 FINAL STANDINGS

| | Conference | | | | | Overall | | | | | | | |
|--------------------|------------|------|-----|-----|--------|---------|------|-----|-----|-----|-----|-----|--------|
| | W-L | Pct. | H | A | Streak | W-L | Pct. | PF | PA | H | A | N | Streak |
| *\$Troy | 7-1 | .875 | 3-1 | 4-0 | Won 6 | 11-2 | .846 | 409 | 240 | 5-1 | 5-1 | 1-0 | Won 7 |
| *\$App State | 7-1 | .875 | 4-0 | 3-1 | Won 3 | 9-4 | .692 | 435 | 263 | 5-1 | 3-3 | 1-0 | Won 4 |
| \$Arkansas State | 6-2 | .750 | 3-1 | 3-1 | Lost 1 | 7-5 | .583 | 454 | 308 | 4-1 | 3-3 | 0-1 | Lost 2 |
| \$Georgia State | 5-3 | .625 | 1-3 | 4-0 | Lost 2 | 7-5 | .583 | 244 | 297 | 1-4 | 5-1 | 1-0 | Won 1 |
| \$New Mexico State | 4-4 | .500 | 2-2 | 2-2 | Won 2 | 7-6 | .538 | 381 | 386 | 3-2 | 3-4 | 1-0 | Won 3 |
| Louisiana | 4-4 | .500 | 2-2 | 2-2 | Lost 2 | 5-7 | .417 | 338 | 480 | 3-2 | 2-5 | 0-0 | Lost 2 |
| ULM | 4-4 | .500 | 2-2 | 2-2 | Lost 1 | 4-8 | .333 | 407 | 492 | 2-3 | 2-5 | 0-0 | Lost 3 |
| Idaho | 3-5 | .375 | 1-3 | 2-2 | Won 1 | 4-8 | .333 | 251 | 309 | 2-4 | 2-4 | 0-0 | Won 1 |
| South Alabama | 3-5 | .375 | 2-2 | 1-3 | Lost 2 | 4-8 | .333 | 238 | 318 | 3-3 | 1-5 | 0-0 | Lost 2 |
| Coastal Carolina | 2-6 | .250 | 1-3 | 1-3 | Won 2 | 3-9 | .250 | 284 | 408 | 2-4 | 1-5 | 0-0 | Won 2 |
| Georgia Southern | 2-6 | .250 | 1-3 | 1-3 | Lost 1 | 2-10 | .167 | 250 | 386 | 1-4 | 1-6 | 0-1 | Lost 1 |
| Texas State | 1-7 | .125 | 0-4 | 1-3 | Lost 4 | 2-10 | .167 | 207 | 403 | 1-5 | 1-5 | 0-0 | Lost 4 |

* -- Sun Belt Conference regular season co-champions; \$ -- Bowl-eligible

APP STATE (9-4/7-1)

| | | |
|-----|--------------------|---------------|
| S02 | at #15 Georgia | L, 10-31 |
| S09 | Savannah State | W, 54-7 |
| S16 | * at Texas State | W, 20-13 |
| S23 | Wake Forest | L, 19-20 |
| O07 | * New Mexico State | W, 45-31 |
| O14 | * at Idaho | W, 23-20 |
| O21 | * Coastal Carolina | W, 37-29 |
| O28 | * at UMass | L, 27-30 (OT) |
| N04 | * at ULM | L, 45-52 |
| N09 | * Georgia Southern | W, 27-6 |
| N25 | * at Georgia State | W, 31-10 |
| D02 | * Louisiana | W, 63-14 |
| D23 | ^ vs Toledo | W, 34-0 |

^ Dollar General Bowl

ARKANSAS STATE (7-5/6-2)

| | | |
|-----|------------------------|-----------|
| S02 | at Nebraska | L, 36-43 |
| S09 | #16 Miami | Cancelled |
| S16 | Arkansas-Pine Bluff | W, 48-3 |
| S23 | at SMU | L, 21-44 |
| O04 | * at Georgia Southern | W, 43-25 |
| O14 | * Coastal Carolina | W, 51-17 |
| O19 | * Louisiana | W, 47-3 |
| O28 | * at New Mexico State | W, 37-21 |
| N11 | * at South Alabama | L, 19-24 |
| N18 | * Texas State | W, 30-12 |
| N25 | * at ULM | W, 67-50 |
| D02 | * Troy | L, 25-32 |
| D16 | ^ vs. Middle Tennessee | L, 30-35 |

^ Raycom Media Camellia Bowl

COASTAL CAROLINA (3-9/2-6)

| | | |
|-----|---------------------|----------|
| S02 | UMASS | W, 38-28 |
| S16 | at UAB | L, 23-30 |
| S23 | Western Illinois | L, 10-52 |
| S30 | * at ULM | L, 43-51 |
| O07 | * Georgia State | L, 21-27 |
| O14 | * at Arkansas State | L, 17-51 |
| O21 | * at App State | L, 29-37 |
| O28 | * Texas State | L, 7-27 |
| N04 | at Arkansas | L, 38-39 |
| N11 | * Troy | L, 17-42 |
| N18 | * at Idaho | W, 13-7 |
| D02 | * Georgia Southern | W, 28-17 |

GEORGIA SOUTHERN (2-10/2-6)

| | | |
|-----|-----------------------|----------|
| S02 | at #12 Auburn | L, 7-41 |
| S09 | (!) New Hampshire | L, 12-22 |
| S23 | at Indiana | L, 17-52 |
| O04 | * Arkansas State | L, 25-43 |
| O14 | * New Mexico State | L, 27-35 |
| O21 | at UMass | L, 22-55 |
| O28 | * at Troy | L, 16-38 |
| N04 | * Georgia State | L, 17-21 |
| N09 | * at App State | L, 6-27 |
| N18 | * South Alabama | W, 52-0 |
| N25 | * at Louisiana | W, 34-24 |
| D02 | * at Coastal Carolina | L, 17-28 |

(!) game played in Birmingham, Ala.

GEORGIA STATE (7-5/5-3)

| | | |
|-----|-----------------------|-----------|
| A31 | Tennessee State | L, 10-17 |
| S16 | at #5 Penn State | L, 0-56 |
| S23 | at Charlotte | W, 28-0 |
| S30 | Memphis | Cancelled |
| O07 | * at Coastal Carolina | W, 27-21 |
| O14 | * at ULM | W, 47-37 |
| O21 | * Troy | L, 10-34 |
| O26 | * South Alabama | W, 21-13 |
| N04 | * at Georgia Southern | W, 21-17 |
| N11 | * at Texas State | W, 33-30 |
| N25 | * App State | L, 10-31 |
| D02 | * Idaho | L, 10-24 |
| D16 | ^ vs. WKU | W, 27-17 |

^ AutoNation Cure Bowl

IDAHO (4-8/3-5)

| | | |
|-----|-----------------------|----------------|
| A31 | Sacramento St. | W, 28-6 |
| S09 | UNLV | L, 16-44 |
| S16 | at Western Michigan | L, 28-37 |
| S23 | * at South Alabama | W, 29-23 (20T) |
| O07 | * Louisiana | L, 16-21 |
| O14 | * App State | L, 20-23 |
| O21 | at Missouri | L, 21-68 |
| O28 | * ULM | W, 31-23 |
| N02 | * at Troy | L, 21-24 |
| N18 | * Coastal Carolina | L, 7-13 |
| N25 | * at New Mexico State | L, 10-17 |
| D02 | * at Georgia State | W, 24-10 |

LOUISIANA (5-7/4-4)

| | | |
|-----|---------------------|----------------|
| S02 | Southeastern | W, 51-48 |
| S09 | at Tulsa | L, 42-66 |
| S16 | at Texas A&M | L, 21-45 |
| S23 | * ULM | L, 50-56 (20T) |
| O07 | * at Idaho | W, 21-16 |
| O12 | * Texas State | W, 24-7 |
| O19 | * at Arkansas State | L, 3-47 |
| N04 | * at South Alabama | W, 19-14 |
| N11 | at Ole Miss | L, 22-50 |
| N18 | * New Mexico State | W, 47-34 |
| N25 | * Georgia Southern | L, 24-34 |
| D02 | * at App State | L, 14-63 |

ULM (4-8/4-4)

| | | |
|-----|--------------------|----------------|
| A31 | at Memphis | L, 29-37 |
| S09 | at Florida State | Cancelled |
| S16 | Southern Miss | L, 17-28 |
| S23 | * at Louisiana | W, 56-50 (20T) |
| S30 | * Coastal Carolina | W, 51-43 |
| O07 | * at Texas State | W, 45-27 |
| O14 | * Georgia State | L, 37-47 |
| O21 | * at South Alabama | L, 23-33 |
| O28 | * at Idaho | L, 23-31 |
| N04 | * App State | W, 52-45 |
| N18 | at #6 Auburn | L, 14-42 |
| N25 | * Arkansas State | L, 50-67 |
| D02 | at Florida State | L, 10-42 |

NEW MEXICO STATE (7-6/4-4)

| | | |
|-----|-----------------------|---------------|
| A31 | at Arizona State | L, 31-37 |
| S09 | at New Mexico | W, 30-28 |
| S16 | * Troy | L, 24-27 |
| S23 | UTEP | W, 41-14 |
| S30 | at Arkansas | L, 24-42 |
| O07 | * at App State | L, 31-45 |
| O14 | * at Georgia Southern | W, 35-27 |
| O28 | * Arkansas State | L, 21-37 |
| N04 | * at Texas State | W, 45-27 |
| N18 | * at Louisiana | L, 34-47 |
| N25 | * Idaho | W, 17-10 |
| D02 | * South Alabama | W, 22-17 |
| D29 | ^ vs. Utah State | W, 26-20 (OT) |

^ NOVA Home Loans Arizona Bowl

SOUTH ALABAMA (4-8/3-5)

| | | |
|-----|-----------------------|----------------|
| S02 | at Ole Miss | L, 27-47 |
| S08 | #11 Oklahoma State | L, 7-44 |
| S16 | Alabama A&M | W, 45-0 |
| S23 | * Idaho | L, 23-29 (20T) |
| S30 | at Louisiana Tech | L, 16-34 |
| O11 | * at Troy | W, 18-9 |
| O21 | * ULM | W, 33-23 |
| O26 | * at Georgia State | L, 13-21 |
| N04 | * Louisiana | L, 14-19 |
| N11 | * Arkansas State | W, 24-19 |
| N18 | * at Georgia Southern | L, 0-52 |
| D02 | * at New Mexico State | L, 17-22 |

TEXAS STATE (2-10/1-7)

| | | |
|-----|-----------------------|----------|
| S02 | Houston Baptist | W, 20-11 |
| S09 | at Colorado | L, 3-37 |
| S16 | * App State | L, 13-20 |
| S23 | UTSA | L, 14-44 |
| S30 | at Wyoming | L, 10-45 |
| O07 | * ULM | L, 27-45 |
| O12 | * at Louisiana | L, 7-24 |
| O28 | * at Coastal Carolina | W, 27-7 |
| N04 | * New Mexico State | L, 27-45 |
| N11 | * Georgia State | L, 30-33 |
| N18 | * at Arkansas State | L, 12-30 |
| N24 | * at Troy | L, 9-62 |

TROY (11-2/7-1)

| | | |
|-----|-----------------------|----------|
| S02 | at Boise State | L, 13-24 |
| S09 | Alabama State | W, 34-7 |
| S16 | * at New Mexico State | W, 27-24 |
| S23 | Akron | W, 22-17 |
| S30 | at #25 LSU | W, 24-21 |
| O11 | * South Alabama | L, 8-19 |
| O21 | * at Georgia State | W, 34-10 |
| O28 | * Georgia Southern | W, 38-16 |
| N02 | * Idaho | W, 24-21 |
| N11 | * at Coastal Carolina | W, 42-17 |
| N24 | * Texas State | W, 62-9 |
| D02 | * at Arkansas State | W, 32-25 |
| D16 | ^ vs. North Texas | W, 50-30 |

^ R+L Carriers New Orleans Bowl

2016 FINAL STANDINGS

| | Conference | | | | | Overall | | | | | | |
|--------------------|------------|------|-----|-----|--------|---------|------|-----|-----|-----|-----|--------|
| | W-L | Pct. | H | A | Streak | W-L | Pct. | PF | PA | H | A | Streak |
| *\$ App State | 7-1 | .875 | 4-0 | 3-1 | Won 1 | 10-3 | .769 | 380 | 232 | 5-1 | 4-2 | Won 3 |
| *\$ Arkansas State | 7-1 | .875 | 4-0 | 3-1 | Won 2 | 8-5 | .615 | 355 | 279 | 4-2 | 3-3 | Won 2 |
| \$ Troy | 6-2 | .750 | 3-1 | 3-1 | Lost 1 | 10-3 | .769 | 438 | 287 | 5-1 | 4-2 | Won 1 |
| \$ Idaho | 6-2 | .750 | 3-1 | 3-1 | Won 4 | 9-4 | .692 | 400 | 407 | 4-1 | 4-3 | Won 5 |
| \$ Louisiana | 5-3 | .625 | 2-2 | 3-1 | Won 3 | 6-7 | .462 | 307 | 329 | 3-4 | 3-3 | Lost 1 |
| Georgia Southern | 4-4 | .500 | 2-2 | 2-2 | Won 1 | 5-7 | .417 | 319 | 318 | 3-2 | 2-5 | Won 1 |
| ULM | 3-5 | .375 | 2-2 | 1-3 | Lost 2 | 4-8 | .333 | 280 | 469 | 3-2 | 1-6 | Lost 2 |
| \$ South Alabama | 2-6 | .250 | 2-2 | 0-4 | Won 1 | 6-7 | .462 | 330 | 351 | 5-2 | 1-4 | Lost 1 |
| New Mexico State | 2-6 | .250 | 2-2 | 0-4 | Lost 2 | 3-9 | .250 | 298 | 466 | 3-2 | 0-7 | Lost 2 |
| Georgia State | 2-6 | .250 | 2-2 | 0-4 | Lost 2 | 3-9 | .250 | 239 | 319 | 3-3 | 0-6 | Lost 1 |
| Texas State | 0-8 | .000 | 0-4 | 0-4 | Lost 8 | 2-10 | .167 | 223 | 493 | 1-5 | 1-5 | Lost 8 |

* -- Sun Belt Conference regular season co-champions; \$ -- Bowl-eligible

APP STATE (10-3/7-1)

| | | |
|-----|-----------------------|---------------|
| S1 | at #9 Tennessee | L, 13-20 (OT) |
| S10 | Old Dominion | W, 31-7 |
| S17 | #25 MIAMI (FL) | L, 10-45 |
| S24 | at Akron | W, 45-38 |
| O01 | * Georgia State | W, 17-3 |
| O12 | * at Louisiana | W, 24-0 |
| O22 | * Idaho | W, 37-19 |
| O27 | * at Georgia Southern | W, 34-10 |
| N05 | * Texas State | W, 35-10 |
| N12 | * at Troy | L, 24-28 |
| N19 | * ULM | W, 42-17 |
| N26 | * at New Mexico State | W, 37-7 |
| D17 | ^ vs. Toledo | W, 31-28 |

^ Raycorn Media Camellia Bowl

ARKANSAS STATE (8-5/7-1)

| | | |
|-----|--------------------|----------|
| S02 | Toledo | L, 10-31 |
| S10 | at Auburn | L, 14-51 |
| S16 | at Utah State | L, 20-34 |
| S24 | Central Arkansas | L, 23-28 |
| O05 | * Georgia Southern | W, 27-26 |
| O15 | * South Alabama | W, 17-7 |
| O29 | * ULM | W, 51-10 |
| N03 | * at Georgia State | W, 31-16 |
| N12 | * New Mexico State | W, 41-22 |
| N17 | * at #25 Troy | W, 35-3 |
| N26 | * at Louisiana | L, 19-24 |
| D03 | * at Texas State | W, 36-14 |
| D17 | & vs. UCF | W, 31-13 |

& AutoNation Cure Bowl

GEORGIA SOUTHERN (5-7/4-4)

| | | |
|-----|-----------------------|----------|
| S03 | Savannah State | W, 54-0 |
| S10 | * at South Alabama | W, 24-9 |
| S17 | * ULM | W, 23-21 |
| S24 | at Western Michigan | L, 31-49 |
| O05 | * at Arkansas State | L, 26-27 |
| O15 | at Georgia Tech | L, 24-35 |
| O22 | * at New Mexico State | W, 22-19 |
| O27 | * App State | L, 10-34 |
| N05 | at Ole Miss | L, 27-37 |
| N10 | * Louisiana | L, 26-33 |
| N19 | * at Georgia State | L, 24-30 |
| D03 | * Troy | W, 28-24 |

GEORGIA STATE (3-9/2-6)

| | | |
|-----|--------------------|----------|
| S02 | Ball State | L, 21-31 |
| S10 | at Air Force | L, 14-48 |
| S17 | at #9 Wisconsin | L, 17-23 |
| O01 | * at App State | L, 3-17 |
| O08 | * Texas State | W, 41-21 |
| O15 | * at Troy | L, 21-31 |
| O22 | UT Martin | W, 31-6 |
| O29 | * at South Alabama | L, 10-13 |
| N03 | * Arkansas State | L, 16-31 |
| N12 | * ULM | L, 23-37 |
| N19 | * Georgia Southern | W, 30-24 |
| D3 | * at Idaho | L, 12-37 |

IDAHO (9-4/6-2)

| | | |
|-----|----------------------|---------------|
| S01 | Montana State | W, 20-17 |
| S10 | at Washington | L, 14-59 |
| S17 | at Washington State | L, 6-56 |
| S24 | at UNLV | W, 33-30 (OT) |
| O01 | * TROY | L, 13-34 |
| O08 | * at ULM | W, 34-31 |
| O15 | * New Mexico State | W, 55-23 |
| O22 | * at App State | L, 19-37 |
| N05 | * at Louisiana | W, 23-13 |
| N12 | * at Texas State | W, 47-14 |
| N26 | * South Alabama | W, 38-31 |
| D03 | * Georgia State | W, 37-12 |
| D22 | ! vs. Colorado State | W, 61-50 |

! Famous Idaho Potato Bowl

LOUISIANA (6-7/5-3)

| | | |
|-----|-----------------------|---------------|
| S03 | Boise State | L, 10-45 |
| S10 | McNeese State | W, 30-22 |
| S17 | * South Alabama | W, 28-23 |
| S24 | at Tulane | L, 39-41 (OT) |
| O01 | * at New Mexico State | L, 31-37 (OT) |
| O12 | * App State | L, 0-24 |
| O22 | * at Texas State | W, 27-3 |
| N05 | * Idaho | L, 13-23 |
| N10 | * at Georgia Southern | W, 33-26 |
| N19 | at Georgia | L, 21-35 |
| N26 | * Arkansas State | W, 24-19 |
| D03 | * at ULM | W, 30-3 |
| D17 | # Southern Miss | L, 21-28 |

R+L Carriers New Orleans Bowl

ULM (4-8/3-5)

| | | |
|-----|-----------------------|---------------|
| S03 | Southern | W, 38-21 |
| S10 | at #14 Oklahoma | L, 17-59 |
| S17 | * at Georgia Southern | L, 21-23 |
| O01 | at Auburn | L, 7-58 |
| O08 | * Idaho | L, 31-34 |
| O15 | * Texas State | W, 40-34 |
| O22 | at New Mexico | L, 17-59 |
| O29 | * at Arkansas State | L, 10-51 |
| N05 | * South Alabama | W, 42-35 (OT) |
| N12 | * at Georgia State | W, 37-23 |
| N19 | * at App State | L, 17-42 |
| D03 | * Louisiana | L, 3-30 |

NEW MEXICO STATE (3-9/2-6)

| | | |
|-----|---------------------|---------------|
| S03 | at UTEP | L, 22-38 |
| S10 | New Mexico | W, 32-31 |
| S17 | at Kentucky | L, 42-62 |
| S24 | * at Troy | L, 6-52 |
| O01 | * Louisiana | W, 37-31 (OT) |
| O15 | * at Idaho | L, 23-55 |
| O22 | * Georgia Southern | L, 19-22 |
| O29 | at #9 Texas A&M | L, 10-52 |
| N12 | * at Arkansas State | L, 22-41 |
| N19 | * Texas State | W, 50-10 |
| N26 | * App State | L, 7-37 |
| D03 | * at South Alabama | L, 28-35 |

SOUTH ALABAMA (6-7/2-6)

| | | |
|-----|----------------------|---------------|
| S03 | at Mississippi State | W, 21-20 |
| S10 | Georgia Southern | L, 9-24 |
| S17 | at Louisiana | L, 23-28 |
| S24 | Nicholls State | W, 41-40 (OT) |
| O01 | #19 San Diego State | W, 42-24 |
| O15 | at Arkansas State | L, 7-17 |
| O20 | Troy | L, 21-28 |
| O29 | Georgia State | W, 13-10 |
| N05 | at ULM | L, 35-42 (OT) |
| N19 | Presbyterian | W, 31-7 |
| N26 | at Idaho | L, 31-38 |
| D03 | New Mexico State | W, 35-28 |
| D30 | + vs. Air Force | L, 21-45 |

+ NOVA Home Loans Arizona Bowl

TEXAS STATE (2-10/0-8)

| | | |
|-----|-----------------------|---------------|
| S03 | at Ohio | W, 56-54 (OT) |
| S17 | at #24 Arkansas | L, 3-42 |
| S24 | #6 Houston | L, 3-64 |
| O01 | UIW | W, 48-17 |
| O08 | * at Georgia State | L, 21-41 |
| O15 | * at ULM | L, 34-40 |
| O22 | * Louisiana | L, 3-27 |
| N05 | * at App State | L, 10-35 |
| N12 | * Idaho | L, 14-47 |
| N19 | * at New Mexico State | L, 10-50 |
| N26 | * Troy | L, 7-40 |
| D03 | * Arkansas State | L, 14-36 |

TROY (10-3/6-2)

| | | |
|-----|-----------------------|----------|
| S03 | Austin Peay | W, 57-17 |
| S10 | at #2 Clemson | L, 24-30 |
| S17 | at Southern Miss | W, 37-31 |
| S24 | * New Mexico State | W, 52-6 |
| O01 | * at Idaho | W, 34-13 |
| O15 | * Georgia State | W, 31-21 |
| O20 | * at South Alabama | W, 28-21 |
| N05 | UMASS | W, 52-31 |
| N12 | * App State | W, 28-24 |
| N17 | * Arkansas State | L, 3-35 |
| N26 | * at Texas State | W, 40-7 |
| D03 | * at Georgia Southern | L, 24-28 |
| D23 | \$ vs. Ohio | W, 28-23 |

\$ Dollar General Bowl



| | Conference | | | | | Overall | | | | | | |
|---------------------|------------|-------|-----|-----|--------|---------|------|-----|-----|-----|-----|--------|
| | W-L | Pct. | H | A | Streak | W-L | Pct. | PF | PA | H | A | Streak |
| *\$ Arkansas State | 8-0 | 1.000 | 4-0 | 4-0 | W8 | 9-4 | .692 | 520 | 393 | 5-1 | 4-2 | L1 |
| \$ App State | 7-1 | .875 | 3-1 | 4-0 | W3 | 11-2 | .846 | 477 | 248 | 5-1 | 5-1 | W4 |
| \$ Georgia Southern | 6-2 | .750 | 3-1 | 3-1 | L1 | 9-4 | .692 | 474 | 306 | 5-1 | 3-3 | W1 |
| \$ Georgia State | 5-3 | .625 | 2-2 | 3-1 | W4 | 6-7 | .462 | 350 | 368 | 2-4 | 4-2 | L1 |
| South Alabama | 3-5 | .375 | 2-2 | 1-3 | L3 | 5-7 | .417 | 300 | 447 | 3-3 | 2-4 | L3 |
| Idaho | 3-5 | .375 | 2-2 | 1-3 | W1 | 4-8 | .333 | 364 | 505 | 3-3 | 1-5 | W1 |
| Louisiana | 3-5 | .375 | 2-2 | 1-3 | L4 | 4-8 | .333 | 317 | 382 | 3-3 | 1-5 | L4 |
| Troy | 3-5 | .375 | 1-3 | 2-2 | W1 | 4-8 | .333 | 335 | 339 | 2-3 | 2-5 | W1 |
| New Mexico State | 3-5 | .375 | 1-3 | 2-2 | L2 | 3-9 | .250 | 343 | 540 | 1-4 | 2-5 | L2 |
| Texas State | 2-6 | .250 | 2-2 | 0-4 | L2 | 3-9 | .250 | 323 | 470 | 3-3 | 0-6 | L2 |
| ULM | 1-7 | .125 | 1-3 | 0-4 | W1 | 2-11 | .154 | 273 | 475 | 2-3 | 0-8 | W1 |

* -- Sun Belt Conference regular season champion; \$ -- Bowl-eligible

APPALCHIAN STATE (11-2/7-1)

| | | |
|-----|--------------------|----------------|
| S05 | Howard | W, 49-0 |
| S12 | at #11 Clemson | L, 10-41 |
| S26 | at Old Dominion | W, 49-0 |
| O03 | Wyoming | W, 31-13 |
| O10 | * at Georgia State | W, 37-3 |
| O17 | * at ULM | W, 59-14 |
| O22 | * Georgia Southern | W, 31-13 |
| O31 | * Troy | W, 44-41 (3OT) |
| N05 | * Arkansas State | L, 27-40 |
| N14 | * at Idaho | W, 47-20 |
| N28 | * Louisiana | W, 28-7 |
| D05 | * at South Alabama | W, 34-27 |
| D19 | ^ vs. Ohio | W, 31-29 |

^ Raycom Media Camellia Bowl

ARKANSAS STATE (9-4/8-0)

| | | |
|-----|-----------------------|----------|
| S05 | at #8 USC | L, 6-55 |
| S12 | #22 Missouri | L, 20-27 |
| S19 | Missouri State | W, 70-7 |
| S26 | at Toledo | L, 7-37 |
| O03 | * Idaho | W, 49-35 |
| O13 | * at South Alabama | W, 49-31 |
| O20 | * Louisiana | W, 37-27 |
| O31 | * Georgia State | W, 48-34 |
| N05 | * at App State | W, 40-27 |
| N14 | * at ULM | W, 59-21 |
| N28 | * at New Mexico State | W, 52-28 |
| D05 | * Texas State | W, 55-17 |
| D19 | # vs. Louisiana Tech | L, 28-47 |

GEORGIA SOUTHERN (9-4/6-2)

| | | |
|-----|----------------------|---------------|
| S05 | at West Virginia | L, 0-44 |
| S12 | Western Michigan | W, 43-17 |
| S19 | The Citadel | W, 48-13 |
| S26 | * at Idaho | W, 20-44 |
| O03 | * at ULM | W, 51-31 |
| O17 | * New Mexico State | W, 56-26 |
| O22 | * at App State | L, 13-31 |
| O29 | * Texas State | W, 37-13 |
| N14 | * at Troy | W, 45-10 |
| N21 | at Georgia | L, 17-23 (OT) |
| N28 | * South Alabama | W, 55-17 |
| D05 | * Georgia State | L, 7-34 |
| D23 | \$ vs. Bowling Green | W, 58-27 |

GEORGIA STATE (6-7/5-3)

| | | |
|-----|-----------------------|----------|
| S4 | Charlotte | L, 20-23 |
| S12 | * at New Mexico State | W, 34-32 |
| S19 | at #12 Oregon | L, 28-61 |
| O03 | Liberty | L, 33-41 |
| O10 | * App State | L, 3-37 |
| O17 | at Ball State | W, 31-19 |
| O31 | * at Arkansas State | L, 34-48 |
| N07 | * Louisiana | L, 21-23 |
| N14 | * at Texas State | W, 41-19 |
| N21 | * South Alabama | W, 24-10 |
| N27 | * Troy | W, 31-21 |
| D05 | * at Georgia Southern | W, 34-7 |
| D19 | & vs. San Jose State | L, 16-27 |

& AutoNation Cure Bowl

IDAHO (4-8/3-5)

| | | |
|-----|-----------------------|---------------|
| S03 | Ohio | L, 28-45 |
| S12 | at #8 USC | L, 9-59 |
| S19 | Wofford | W, 41-38 |
| S26 | * Georgia Southern | L, 20-44 |
| O03 | * at Arkansas State | L, 35-49 |
| O17 | * at Troy | W, 19-16 |
| O24 | * ULM | W, 27-13 |
| O31 | * at New Mexico State | L, 48-55 (OT) |
| N07 | * at South Alabama | L, 45-52 |
| N14 | * App State | L, 20-47 |
| N21 | at Auburn | L, 34-56 |
| N28 | * Texas State | W, 38-31 |

LOUISIANA (4-8/3-5)

| | | |
|-----|---------------------|----------|
| S05 | at Kentucky | L, 33-40 |
| S12 | Northwestern State | W, 44-17 |
| S26 | Akron | L, 14-35 |
| O03 | at Louisiana Tech | L, 14-43 |
| O10 | * Texas State | W, 49-27 |
| O20 | * at Arkansas State | L, 27-37 |
| O31 | * ULM | W, 30-24 |
| N07 | * at Georgia State | W, 23-21 |
| N12 | * at South Alabama | L, 25-32 |
| N21 | * New Mexico State | L, 34-37 |
| N28 | * at App State | L, 7-28 |
| D05 | * Troy | L, 17-41 |

ULM (2-11/1-7)

| | | |
|-----|--------------------|----------|
| S05 | at #9 Georgia | L, 14-51 |
| S12 | Nicholls State | W, 47-0 |
| S26 | at #12 Alabama | L, 0-34 |
| O03 | * Georgia Southern | L, 31-51 |
| O10 | at Tulsa | L, 24-34 |
| O17 | * App State | L, 14-59 |
| O24 | * at Idaho | L, 13-27 |
| O31 | * at Louisiana | L, 24-30 |
| N07 | * at Troy | L, 14-51 |
| N14 | * Arkansas State | L, 21-59 |
| N19 | * at Texas State | L, 3-16 |
| N28 | at Hawaii | L, 26-28 |
| D05 | * New Mexico State | W, 42-35 |

NEW MEXICO STATE (3-9/3-5)

| | | |
|-----|-----------------------|---------------|
| S05 | at Florida | L, 13-61 |
| S12 | * Georgia State | L, 32-34 |
| S19 | UTEP | L, 47-50 (OT) |
| O03 | at New Mexico | L, 29-38 |
| O10 | at #14 Ole Miss | L, 3-52 |
| O17 | * at Georgia Southern | L, 26-56 |
| O24 | * Troy | L, 7-52 |
| O31 | * Idaho | W, 55-48 (OT) |
| N07 | * at Texas State | W, 31-21 |
| N21 | * at Louisiana | W, 37-34 |
| N28 | * Arkansas State | L, 28-52 |
| D05 | * at ULM | L, 35-42 |

SOUTH ALABAMA (5-7/3-5)

| | | |
|-----|-----------------------|---------------|
| S05 | Gardner Webb | W, 33-23 |
| S12 | at Nebraska | L, 9-48 |
| S19 | at San Diego State | W, 34-27 (OT) |
| S26 | NC State | L, 13-63 |
| O03 | * at Troy | W, 24-18 |
| O13 | * Arkansas State | L, 31-49 |
| O24 | * at Texas State | L, 18-36 |
| N07 | * Idaho | W, 52-45 |
| N12 | * Louisiana | W, 32-25 |
| N21 | * at Georgia State | L, 10-24 |
| N28 | * at Georgia Southern | L, 17-55 |
| D05 | * App State | L, 27-34 |

TEXAS STATE (3-9/2-6)

| | | |
|-----|-----------------------|----------|
| S05 | at #10 Florida State | L, 16-59 |
| S12 | Prairie View A&M | W, 63-24 |
| S19 | Southern Miss | L, 50-56 |
| S26 | at Houston | L, 14-59 |
| O10 | * at Louisiana | L, 27-49 |
| O24 | * South Alabama | W, 36-18 |
| O29 | * at Georgia Southern | L, 13-37 |
| N07 | * New Mexico State | L, 21-31 |
| N14 | * Georgia State | L, 19-41 |
| N19 | * ULM | W, 16-3 |
| N28 | * at Idaho | L, 31-38 |
| D05 | * at Arkansas State | L, 17-55 |

TROY (3-9/3-5)

| | | |
|-----|-----------------------|----------------|
| S05 | at NC State | L, 21-49 |
| S12 | Charleston Southern | W, 44-16 |
| S19 | at #24 Wisconsin | L, 3-28 |
| O03 | * South Alabama | L, 18-24 |
| O10 | at Mississippi State | L, 17-45 |
| O17 | * Idaho | L, 16-19 |
| O24 | * at New Mexico State | W, 52-7 |
| O31 | * at App State | L, 41-44 (3OT) |
| N07 | * ULM | W, 51-14 |
| N14 | * Georgia Southern | L, 10-45 |
| N27 | * at Georgia State | L, 21-31 |
| D05 | * at Louisiana | W, 41-17 |

2014 FINAL STANDINGS

| | Conference | | | | | Overall | | | | | | |
|--------------------|------------|-------|-----|-----|--------|---------|------|-----|-----|-----|-----|--------|
| | W-L | Pct. | H | A | Streak | W-L | Pct. | PF | PA | H | A | Streak |
| * Georgia Southern | 8-0 | 1.000 | 4-0 | 4-0 | W8 | 9-3 | .750 | 469 | 281 | 5-0 | 4-3 | W1 |
| ^ \$ Louisiana | 7-1 | .875 | 3-1 | 4-0 | W1 | 9-4 | .692 | 383 | 338 | 4-2 | 4-2 | W2 |
| App State | 6-2 | .750 | 3-1 | 3-1 | W6 | 7-5 | .583 | 428 | 328 | 4-2 | 3-3 | W6 |
| \$ Texas State | 5-3 | .625 | 2-2 | 3-1 | W2 | 7-5 | .583 | 406 | 332 | 3-3 | 4-2 | W2 |
| \$ Arkansas State | 5-3 | .625 | 3-1 | 2-2 | W2 | 7-6 | .538 | 477 | 396 | 5-1 | 2-4 | L1 |
| \$ South Alabama | 5-3 | .625 | 3-1 | 2-2 | W1 | 6-7 | .462 | 293 | 343 | 3-3 | 3-3 | L3 |
| ULM | 3-5 | .375 | 2-2 | 1-3 | L1 | 4-8 | .333 | 241 | 315 | 3-2 | 1-6 | L1 |
| Troy | 3-5 | .375 | 2-2 | 1-3 | L1 | 3-9 | .250 | 262 | 434 | 2-4 | 1-5 | L1 |
| New Mexico State | 1-7 | .125 | 0-4 | 1-3 | L7 | 2-10 | .167 | 294 | 469 | 1-5 | 1-5 | L10 |
| Idaho | 1-7 | .125 | 0-3 | 1-4 | L3 | 1-10 | .091 | 275 | 410 | 1-4 | 0-6 | L4 |
| Georgia State | 0-8 | .000 | 0-4 | 0-4 | L8 | 1-11 | .083 | 272 | 520 | 1-5 | 0-6 | L11 |

* -- Sun Belt Conference regular season champion; \$ -- Bowl-eligible

^ Louisiana vacated games from the 2014 season and its New Orleans Bowl victory due to NCAA sanctions - Louisiana's revised record is 7-4 overall and 5-1 in Sun Belt play.

APPALCHIAN STATE (7-5/6-2)

| | | |
|-----|-----------------------|--------------|
| A30 | at Michigan | L, 14-52 |
| S06 | Campbell | W, 66-0 |
| S20 | at Southern Miss | L, 20-21 |
| S25 | * at Georgia Southern | L, 14-34 |
| O04 | * South Alabama | L, 21-47 |
| O11 | Liberty | L, 48-55(OT) |
| O18 | * at Troy | W, 53-14 |
| N01 | * Georgia State | W, 44-0 |
| N08 | * ULM | W, 31-29 |
| N15 | * at Arkansas State | W, 37-32 |
| N22 | * at Louisiana | W, 35-16 |
| N29 | * Idaho | W, 45-28 |

ARKANSAS STATE (7-6/5-3)

| | | |
|-----|--------------------|--------------|
| A30 | Montana State | W, 37-10 |
| S06 | at Tennessee | L, 19-34 |
| S13 | at Miami | L, 20-41 |
| S20 | Utah State | W, 21-14(OT) |
| O04 | * ULM | W, 28-14 |
| O11 | * at Georgia State | W, 52-10 |
| O21 | * at Louisiana | L, 40-55 |
| N01 | * at Idaho | W, 44-28 |
| N08 | * South Alabama | W, 45-10 |
| N15 | * App State | L, 32-37 |
| N20 | * at Texas State | L, 27-45 |
| N29 | * New Mexico State | W, 68-35 |
| J4 | \$ vs. Toledo | L, 44-63 |
| | \$ GoDaddy Bowl | |

GEORGIA SOUTHERN (9-3/8-0)

| | | |
|-----|-----------------------|----------|
| A30 | at NC State | L, 23-24 |
| S06 | Savannah State | W, 83-9 |
| S13 | at Georgia Tech | L, 38-42 |
| S20 | * at South Alabama | W, 26-20 |
| S25 | * App State | W, 34-14 |
| O04 | * at New Mexico State | W, 36-28 |
| O11 | * Idaho | W, 47-24 |
| O25 | * at Georgia State | W, 69-31 |
| O30 | * Troy | W, 42-10 |
| N08 | * at Texas State | W, 28-25 |
| N15 | at Navy | L, 19-52 |
| N29 | * ULM | W, 22-16 |

GEORGIA STATE (1-11/0-8)

| | | |
|-----|--------------------|----------|
| A27 | Abilene Christian | W, 38-37 |
| S06 | * New Mexico State | L, 31-34 |
| S13 | Air Force | L, 38-48 |
| S20 | at Washington | L, 14-45 |
| O04 | * at Louisiana | L, 31-34 |
| O11 | * Arkansas State | L, 10-52 |
| O18 | * at South Alabama | L, 27-30 |
| O25 | * Georgia Southern | L, 31-69 |
| N01 | * at App State | L, 0-44 |
| N08 | * at Troy | L, 21-45 |
| N22 | at Clemson | L, 0-28 |
| N29 | * Texas State | L, 31-54 |

IDAHO (1-10/1-7)

| | | |
|-----|-----------------------|------------|
| A30 | at Florida | No Contest |
| S06 | * at ULM | L, 31-38 |
| S13 | Western Michigan | L, 33-45 |
| S20 | at Ohio | L, 24-36 |
| S27 | * South Alabama | L, 10-34 |
| O04 | * at Texas State | L, 30-35 |
| O11 | * at Georgia Southern | L, 24-47 |
| O18 | * New Mexico State | W, 29-17 |
| N01 | * Arkansas State | L, 28-44 |
| N08 | at San Diego State | L, 21-35 |
| N15 | * Troy | L, 17-34 |
| N29 | * at App State | L, 28-45 |

LOUISIANA (9-4/7-1)

| | | |
|-----|-----------------------|----------|
| A30 | Southern | W, 45-6 |
| S06 | Louisiana Tech | L, 20-48 |
| S13 | at #14 Ole Miss | L, 15-56 |
| S20 | at Boise State | L, 9-34 |
| O04 | * Georgia State | W, 34-31 |
| O14 | * at Texas State | W, 34-10 |
| O21 | * Arkansas State | W, 55-40 |
| N01 | * South Alabama | W, 19-9 |
| N08 | * at New Mexico State | W, 44-16 |
| N15 | * at ULM | W, 34-27 |
| N22 | * App State | L, 16-35 |
| N29 | * at Troy | W, 42-23 |
| D20 | #vs. Nevada | W, 16-3 |

R+L Carriers New Orleans Bowl

Louisiana vacated games from the 2005 season, its Sun Belt Championship, and its New Orleans Bowl Championship due to NCAA sanctions - Louisiana's revised record is 7-4 overall and 5-1 in Sun Belt play.

ULM (4-8/3-5)

| | | |
|-----|-----------------------|----------|
| A28 | Wake Forest | W, 17-10 |
| S06 | * Idaho | W, 38-31 |
| S13 | at #10 LSU | L, 0-31 |
| S27 | * Troy | W, 22-20 |
| O04 | * at Arkansas State | L, 14-28 |
| O11 | at Kentucky | L, 14-48 |
| O25 | * Texas State | L, 18-22 |
| N01 | at Texas A&M | L, 16-21 |
| N08 | * at App State | L, 29-31 |
| N15 | * Louisiana | L, 27-34 |
| N22 | * at New Mexico State | W, 30-17 |
| N29 | * at Georgia Southern | L, 16-22 |

NEW MEXICO STATE (2-10/1-7)

| | | |
|-----|---------------------|----------|
| A28 | Cal Poly | W, 28-10 |
| S06 | * at Georgia State | W, 34-31 |
| S13 | at UTEP | L, 24-42 |
| S20 | New Mexico | L, 35-38 |
| S27 | at #17 LSU | L, 7-63 |
| O04 | * Georgia Southern | L, 28-36 |
| O11 | * at Troy | L, 24-41 |
| O18 | * at Idaho | L, 17-29 |
| N01 | * Texas State | L, 29-37 |
| N08 | * Louisiana | L, 16-44 |
| N22 | * ULM | L, 17-30 |
| N29 | * at Arkansas State | L, 35-68 |

SOUTH ALABAMA (6-7/5-3)

| | | |
|-----|------------------------------|----------|
| S6 | at Kent State | W, 23-13 |
| S13 | Mississippi St | L, 3-35 |
| S20 | * Georgia Southern | L, 6-26 |
| S27 | * at Idaho | W, 34-10 |
| O4 | * at App State | W, 47-21 |
| O18 | * Georgia State | W, 30-27 |
| O24 | * Troy | W, 27-13 |
| N1 | * at Louisiana | L, 9-19 |
| N8 | * at Arkansas State | L, 10-45 |
| N15 | * Texas State | W, 24-20 |
| N22 | at South Carolina | L, 12-37 |
| N28 | Navy | L, 40-42 |
| D20 | ^vs. Bowling Green | L, 28-33 |
| | ^ Raycom Media Camellia Bowl | |

TEXAS STATE (7-5/5-3)

| | | |
|-----|-----------------------|---------------|
| A30 | Arkansas-Pine Bluff | W, 65-0 |
| S13 | Navy | L, 21-35 |
| S20 | at Illinois | L, 35-42 |
| S27 | at Tulsa | W, 37-34(3OT) |
| O4 | * Idaho | W, 35-30 |
| O14 | * Louisiana | L, 10-34 |
| O25 | * at ULM | W, 22-18 |
| N1 | * at New Mexico State | W, 37-29 |
| N8 | * Georgia Southern | L, 25-28 |
| N15 | * at South Alabama | L, 20-24 |
| N20 | * Arkansas State | W, 45-27 |
| N29 | * at Georgia State | W, 54-31 |

TROY (3-9/3-5)

| | | |
|-----|-----------------------|----------|
| A30 | at UAB | L, 10-48 |
| S6 | Duke | L, 17-34 |
| S13 | Abilene Christian | L, 35-38 |
| S20 | at Georgia | L, 0-66 |
| S27 | * at ULM | L, 20-22 |
| O11 | * New Mexico State | W, 41-24 |
| O18 | * App State | L, 14-53 |
| O24 | * at South Alabama | L, 13-27 |
| O30 | * at Georgia Southern | L, 10-42 |
| N8 | * Georgia State | W, 45-21 |
| N15 | * at Idaho | W, 34-17 |
| N29 | * Louisiana | L, 23-42 |

| | Conference | | | | | Overall | | | | | | |
|--------------------|------------|------|-----|-----|--------|---------|------|-----|-----|-----|-----|--------|
| | W-L | Pct. | H | A | Streak | W-L | Pct. | PF | PA | H | A | Streak |
| *\$ Arkansas State | 5-2 | .714 | 3-1 | 2-1 | L1 | 8-5 | .583 | 379 | 340 | 5-1 | 2-4 | W1 |
| ^\$ Louisiana | 5-2 | .714 | 2-1 | 3-1 | L2 | 9-4 | .692 | 439 | 344 | 5-1 | 3-3 | W1 |
| \$ WKU | 4-3 | .571 | 1-2 | 3-1 | W3 | 8-4 | .667 | 370 | 295 | 4-2 | 4-1 | W4 |
| \$ ULM | 4-3 | .571 | 1-2 | 3-1 | W1 | 6-6 | .500 | 267 | 362 | 2-3 | 4-3 | W1 |
| \$ South Alabama | 4-3 | .571 | 3-1 | 1-2 | W3 | 6-6 | .500 | 353 | 302 | 4-2 | 2-4 | W1 |
| \$ Troy | 4-3 | .571 | 2-1 | 2-2 | W1 | 6-6 | .500 | 409 | 431 | 4-3 | 2-3 | W1 |
| \$ Texas State | 2-5 | .286 | 2-2 | 0-3 | L2 | 6-6 | .500 | 287 | 328 | 4-2 | 2-4 | L4 |
| Georgia State | 0-7 | .000 | 0-4 | 0-3 | L7 | 0-12 | .000 | 225 | 440 | 0-6 | 0-6 | L12 |

* -- Sun Belt Conference regular season champions; \$ -- Bowl-eligible

^ Louisiana vacated games from the 2013 season, its share of the Sun Belt Championship and its New Orleans Bowl victory due to NCAA sanctions - Louisiana's revised record is 1-4 overall and 0-2 in Sun Belt play.

ARKANSAS STATE (8-5/5-2)

| | | |
|-----|---------------------|----------|
| A31 | Arkansas-Pine Bluff | W, 62-11 |
| S7 | at Auburn | L, 9-38 |
| S12 | * Troy | W, 41-34 |
| S21 | at Memphis | L, 7-31 |
| S28 | at Missouri | L, 19-41 |
| O12 | Idaho | W, 48-24 |
| O22 | * Louisiana | L, 7-23 |
| N2 | * at South Alabama | W, 17-16 |
| N9 | * at ULM | W, 42-14 |
| N16 | * Texas State | W, 38-21 |
| N23 | * Georgia State | W, 35-33 |
| N30 | * at WKU | L, 31-34 |
| J5 | \$ vs. Ball State | W, 23-20 |
| | \$ GoDaddy Bowl | |

GEORGIA STATE (0-12/0-7)

| | | |
|-----|---------------------|---------------|
| A30 | SAMFORD | L, 21-31 |
| S7 | Chattanooga | L, 14-42 |
| S14 | at West Virginia | L, 7-41 |
| S21 | Jacksonville State | L, 26-32 (OT) |
| O5 | at #1 Alabama | L, 3-45 |
| O12 | * Troy | L, 28-35 |
| O19 | * at Texas State | L, 17-24 |
| O26 | * at ULM | L, 10-38 |
| N2 | * WKU | L, 28-44 |
| N16 | * Louisiana | L, 21-35 |
| N23 | * at Arkansas State | L, 33-35 |
| N30 | * South Alabama | L, 17-38 |

LOUISIANA (9-4/5-2)

| | | |
|-----|---------------------|----------|
| A31 | at Arkansas | L, 14-34 |
| S7 | at Kansas State | L, 27-48 |
| S14 | Nicholls State | W, 70-7 |
| S21 | at Akron | W, 35-30 |
| O5 | * Texas State | W, 48-24 |
| O15 | * at WKU | W, 37-20 |
| O22 | * at Arkansas State | W, 23-7 |
| N2 | New Mexico State | W, 49-35 |
| N7 | * Troy | W, 41-36 |
| N16 | * at Georgia State | W, 35-21 |
| N30 | * ULM | L, 28-31 |
| D7 | * at South Alabama | L, 8-30 |
| D21 | # vs. Tulane | W, 24-21 |

R+L Carriers New Orleans Bowl

^ Louisiana vacated games from the 2013 season, its share of the Sun Belt Championship and its New Orleans Bowl victory due to NCAA sanctions - Louisiana's revised record is 1-4 overall and 0-2 in Sun Belt play.

ULM (6-6/4-3)

| | | |
|-----|--------------------|----------|
| A31 | at #16 Oklahoma | L, 0-34 |
| S7 | Grambling State | W, 48-10 |
| S14 | at Wake Forest | W, 21-19 |
| S21 | at #20 Baylor | L, 7-70 |
| S28 | Tulane | L, 14-31 |
| O3 | * WKU | L, 10-31 |
| O12 | * at Texas State | W, 21-14 |
| O26 | * Georgia State | W, 38-10 |
| O31 | * at Troy | W, 49-37 |
| N9 | * Arkansas State | L, 14-42 |
| N23 | * at South Alabama | L, 14-36 |
| N30 | * at Louisiana | W, 31-28 |

SOUTH ALABAMA (6-6/4-3)

| | | |
|-----|--------------------|----------|
| A29 | Southern Utah | L, 21-22 |
| S7 | at Tulane | W, 41-39 |
| S14 | * WKU | W, 31-24 |
| S28 | at Tennessee | L, 24-31 |
| O5 | * at Troy | L, 33-34 |
| O19 | Kent State | W, 38-21 |
| O26 | * at Texas State | L, 31-33 |
| N2 | * Arkansas State | L, 16-17 |
| N16 | at Navy | L, 14-42 |
| N23 | * ULM | W, 36-14 |
| N30 | * at Georgia State | W, 38-17 |
| D7 | * Louisiana | W, 30-8 |

TEXAS STATE (6-6/2-5)

| | | |
|-----|-------------------------|----------|
| A31 | at Southern Mississippi | W, 22-15 |
| S7 | Prairie View A&M | W, 28-3 |
| S21 | at #25 Texas Tech | L, 7-33 |
| S28 | Wyoming | W, 42-21 |
| O5 | * at Louisiana | L, 24-48 |
| O12 | * ULM | L, 14-21 |
| O19 | * Georgia State | W, 24-17 |
| O26 | * South Alabama | W, 33-31 |
| N2 | at Idaho | W, 37-21 |
| N16 | * at Arkansas State | L, 21-38 |
| N23 | * WKU | L, 7-38 |
| N29 | * at Troy | L, 28-42 |

TROY (6-6/4-3)

| | | |
|-----|----------------------|---------------|
| A31 | UAB | W, 34-31 (OT) |
| S7 | Savannah State | W, 66-3 |
| S12 | * at Arkansas State | L, 34-41 |
| S21 | at Mississippi State | L, 7-62 |
| S28 | at Duke | L, 31-38 |
| O5 | * South Alabama | W, 34-33 |
| O12 | * at Georgia State | W, 35-28 |
| O26 | * at WKU | W, 32-26 |
| O31 | * ULM | L, 37-49 |
| N7 | * at Louisiana | L, 36-41 |
| N16 | at Ole Miss | L, 21-51 |
| N29 | * Texas State | W, 42-28 |

WKU (8-4/4-3)

| | | |
|-----|--------------------|----------|
| A31 | Kentucky | W, 35-26 |
| S7 | at Tennessee | L, 20-52 |
| S14 | * at South Alabama | L, 24-31 |
| S21 | Morgan State | W, 58-17 |
| S28 | Navy | W, 19-7 |
| O3 | * at ULM | W, 31-10 |
| O15 | * Louisiana | L, 20-37 |
| O26 | * Troy | L, 26-32 |
| N2 | * at Georgia State | W, 44-28 |
| N9 | at Army | W, 21-17 |
| N23 | * at Texas State | W, 38-7 |
| N30 | * Arkansas State | W, 34-31 |

2012 FINAL STANDINGS

| | Conference | | | | | Overall | | | | | | |
|---------------------|------------|------|-----|-----|--------|---------|------|------|-----|-----|-----|--------|
| | W-L | Pct. | H | A | Streak | W-L | Pct. | PF | PA | H | A | Streak |
| *\$ Arkansas State | 7-1 | .875 | 3-1 | 4-0 | W7 | 10-3 | .769 | 454 | 318 | 5-1 | 4-2 | W8 |
| ^\$ Louisiana | 6-2 | .750 | 3-1 | 3-1 | W4 | 9-4 | .692 | 461 | 365 | 5-1 | 3-3 | W4 |
| \$ ULM | 6-2 | .750 | 3-1 | 3-1 | W2 | 8-5 | .615 | 440 | 379 | 4-2 | 4-2 | L1 |
| \$ Middle Tennessee | 6-2 | .750 | 3-1 | 3-1 | L1 | 8-4 | .667 | 319 | 336 | 3-2 | 5-2 | L1 |
| \$ WKU | 4-4 | .500 | 1-3 | 3-1 | L2 | 7-6 | .538 | 366 | 331 | 3-3 | 4-2 | L3 |
| Troy | 3-5 | .375 | 1-3 | 2-2 | L4 | 5-7 | .417 | 367 | 366 | 2-4 | 3-3 | L2 |
| North Texas | 3-5 | .375 | 2-2 | 1-3 | L2 | 4-8 | .333 | 251 | 334 | 3-2 | 1-6 | L2 |
| FIU | 2-6 | .250 | 0-4 | 2-2 | L1 | 3-9 | .250 | 300 | 380 | 1-5 | 2-4 | L1 |
| Florida Atlantic | 2-6 | .250 | 1-3 | 1-3 | L2 | 3-9 | .250 | 246 | 370 | 2-3 | 1-6 | L2 |
| South Alabama | 1-7 | .125 | 1-3 | 0-4 | L5 | 2-11 | .240 | .154 | 383 | 2-4 | 0-7 | L6 |

* -- Sun Belt Conference regular season champion; \$ -- Bowl-eligible

^ Louisiana vacated games from the 2012 season and its New Orleans Bowl victory due to NCAA sanctions - Louisiana's revised record is 5-4 overall and 4-2 in Sun Belt play.

ARKANSAS STATE (10-3/7-1)

| | | |
|-----|--------------------|----------|
| S1 | at Oregon | L, 34-57 |
| S8 | Memphis | W, 33-28 |
| S15 | at Nebraska | L, 13-42 |
| S22 | Alcorn State | W, 56-0 |
| S29 | * WKU | L, 13-26 |
| O4 | * at FIU | W, 34-20 |
| O13 | * South Alabama | W, 36-29 |
| O23 | * at Louisiana | W, 50-27 |
| N3 | * at North Texas | W, 37-19 |
| N10 | * ULM | W, 45-23 |
| N17 | * at Troy | W, 41-34 |
| D1 | * Middle Tennessee | W, 45-0 |
| J6 | # vs. Kent State | W, 17-13 |

FLORIDA ATLANTIC (3-9/2-6)

| | | |
|-----|-----------------------|----------------|
| A31 | Wagner | W, 7-3 |
| S8 | * at Middle Tennessee | L, 17-31 |
| S15 | at Georgia | L, 20-56 |
| S22 | at Alabama | L, 7-40 |
| S29 | * North Texas | L, 14-20 |
| O13 | * at ULM | L, 14-35 |
| O20 | * at South Alabama | L, 34-37 (2OT) |
| O27 | * Troy | W, 34-27 |
| N3 | at Navy | L, 17-24 |
| N10 | * at WKU | W, 37-28 |
| N16 | * FIU | L, 24-34 |
| D1 | * Louisiana | L, 21-35 |

FIU (3-9/2-6)

| | | |
|-----|-----------------------|---------------|
| S1 | at Duke | L, 26-46 |
| S8 | Akron | W, 41-38 (OT) |
| S15 | at UCF | L, 20-33 |
| S22 | #20 Louisville | L, 21-28 |
| S29 | * at Louisiana | L, 20-48 |
| O4 | * Arkansas State | L, 20-34 |
| O13 | * Middle Tennessee | L, 30-34 |
| O20 | * at Troy | L, 37-38 |
| O27 | * WKU | L, 6-14 |
| N3 | * at South Alabama | W, 28-20 |
| N16 | * at Florida Atlantic | W, 34-24 |
| N24 | * ULM | L, 17-23 (OT) |

LOUISIANA (6-2/9-4)

| | | |
|-----|-----------------------|----------|
| S1 | Lamar | W, 40-0 |
| S8 | * at Troy | W, 37-24 |
| S15 | at Oklahoma State | L, 24-65 |
| S29 | * FIU | W, 48-20 |
| O6 | Tulane | W, 41-13 |
| O16 | * at North Texas | L, 23-30 |
| O23 | * Arkansas State | L, 27-50 |
| N3 | * at ULM | W, 40-24 |
| N10 | at Florida | L, 20-27 |
| N17 | * WKU | W, 31-27 |
| N24 | * South Alabama | W, 52-30 |
| D1 | * at Florida Atlantic | W, 35-21 |
| D22 | # vs. East Carolina | W, 43-34 |

R+L Carriers New Orleans Bowl

^ Louisiana vacated games from the 2012 season and its New Orleans Bowl victory due to NCAA sanctions - Louisiana's revised record is 5-4 overall and 4-2 in Sun Belt play.

ULM (8-5/6-2)

| | | |
|-----|-----------------------|---------------|
| S8 | #6 Arkansas | W, 34-31 (OT) |
| S15 | at Auburn | L, 28-31 (OT) |
| S21 | Baylor | L, 42-47 |
| S29 | at Tulane | W, 63-10 |
| O6 | * at Middle Tennessee | W, 31-17 |
| O13 | * Florida Atlantic | W, 35-14 |
| O20 | * at WKU | W, 43-42 |
| O27 | * South Alabama | W, 38-24 |
| N3 | * Louisiana | L, 24-40 |
| N8 | * at Arkansas State | L, 23-45 |
| N17 | * North Texas | W, 42-16 |
| N24 | * at FIU | W, 23-17 (OT) |
| D28 | # vs. Ohio | L, 14-45 |

AdvoCare V100 Independence Bowl

MIDDLE TENNESSEE (8-4/6-2)

| | | |
|-----|----------------------|----------|
| A30 | McNeese State | L, 21-27 |
| S8 | * Florida Atlantic | W, 31-17 |
| S15 | at Memphis | W, 48-30 |
| S29 | at Georgia Tech | W, 49-28 |
| O6 | * ULM | L, 17-31 |
| O13 | * at FIU | W, 34-30 |
| O20 | at Mississippi State | L, 3-45 |
| O27 | * North Texas | W, 38-21 |
| N1 | * at WKU | W, 34-29 |
| N17 | * at South Alabama | W, 20-12 |
| N24 | * Troy | W, 24-21 |
| D1 | * at Arkansas State | L, 0-45 |

NORTH TEXAS (4-8/3-5)

| | | |
|-----|-----------------------|----------|
| S1 | at LSU | L, 14-41 |
| S8 | Texas Southern | W, 34-7 |
| S15 | at Kansas State | L, 21-35 |
| S22 | * Troy | L, 17-14 |
| S29 | * at Florida Atlantic | W, 20-14 |
| O6 | at Houston | L, 21-44 |
| O16 | * Louisiana | W, 30-23 |
| O27 | * at Middle Tennessee | L, 21-38 |
| N3 | * Arkansas State | L, 19-37 |
| N10 | * South Alabama | W, 24-14 |
| N17 | * at ULM | L, 16-42 |
| N24 | * at WKU | L, 24-25 |

SOUTH ALABAMA (1-7/2-11)

| | | |
|-----|-------------------------|----------------|
| S1 | Texas-San Antonio | L, 31-33 |
| S8 | Nicholls State | W, 9-3 |
| S15 | at North Carolina State | L, 7-37 |
| S22 | at Mississippi State | L, 10-30 |
| S29 | * Troy | L, 10-31 |
| O13 | * at Arkansas State | L, 29-36 |
| O20 | * Florida Atlantic | W, 37-34 (2OT) |
| O27 | * at ULM | L, 24-38 |
| N3 | * FIU | L, 20-28 |
| N10 | * at North Texas | L, 14-24 |
| N17 | * Middle Tennessee | L, 12-20 |
| N24 | * at Louisiana | L, 30-52 |
| D1 | at Hawai'i | L, 7-23 |

TROY (5-7/3-5)

| | | |
|-----|-----------------------|----------|
| S1 | at UAB | W, 39-29 |
| S8 | * Louisiana | L, 24-37 |
| S15 | Mississippi State | L, 24-30 |
| S22 | * at North Texas | W, 14-7 |
| S29 | * at South Alabama | W, 31-10 |
| O11 | * WKU | L, 26-31 |
| O20 | * FIU | W, 38-37 |
| O27 | * at Florida Atlantic | L, 27-34 |
| N3 | at Tennessee | L, 48-55 |
| N10 | Navy | W, 41-31 |
| N17 | * Arkansas State | L, 34-41 |
| N24 | * at Middle Tennessee | L, 21-24 |

WKU (4-4/7-6)

| | | |
|-----|------------------------|---------------|
| S1 | Austin Peay | W, 49-10 |
| S8 | at #1 Alabama | L, 0-35 |
| S15 | at Kentucky | W, 32-31 (OT) |
| S22 | Southern Mississippi | W, 42-17 |
| S29 | * at Arkansas State | W, 26-13 |
| O11 | * at Troy | W, 31-26 |
| O20 | * ULM | L, 42-43 |
| O27 | * at FIU | W, 14-6 |
| N1 | * Middle Tennessee | L, 29-34 |
| N10 | * Florida Atlantic | L, 28-37 |
| N17 | * at Louisiana | L, 27-31 |
| N24 | * North Texas | W, 25-24 |
| D26 | # vs. Central Michigan | L, 21-24 |

Little Caesar's Pizza Bowl



2011 FINAL STANDINGS

| | Conference | | | | | Overall | | | | | | |
|--------------------|------------|-------|-----|-----|--------|---------|------|-----|-----|-----|-----|--------|
| | W-L | Pct. | H | A | Streak | W-L | Pct. | PF | PA | H | A | Streak |
| *\$ Arkansas State | 8-0 | 1.000 | 4-0 | 4-0 | W8 | 10-3 | .769 | 422 | 270 | 5-0 | 4-2 | L1 |
| \$ WKU | 7-1 | .875 | 3-1 | 4-0 | W7 | 7-5 | .583 | 275 | 298 | 3-4 | 4-1 | W2 |
| ^\$ Louisiana | 6-2 | .750 | 4-0 | 2-2 | L1 | 9-4 | .692 | 420 | 388 | 5-0 | 4-3 | W1 |
| \$ FIU | 5-3 | .625 | 3-1 | 2-2 | W3 | 8-5 | .615 | 325 | 253 | 4-2 | 4-2 | L1 |
| North Texas | 4-4 | .500 | 3-1 | 1-3 | W1 | 5-7 | .417 | 298 | 368 | 4-2 | 1-5 | W1 |
| ULM | 3-5 | .375 | 1-3 | 2-2 | W1 | 4-8 | .333 | 295 | 305 | 2-3 | 2-5 | W1 |
| Troy | 2-6 | .250 | 2-2 | 0-4 | L2 | 3-9 | .250 | 269 | 404 | 3-2 | 0-7 | L2 |
| Middle Tennessee | 1-7 | .125 | 0-4 | 1-3 | L5 | 2-10 | .167 | 267 | 441 | 1-5 | 1-5 | L6 |
| Florida Atlantic | 0-8 | .000 | 0-4 | 0-4 | L8 | 1-11 | .083 | 155 | 416 | 1-4 | 0-7 | L1 |

* -- Sun Belt Conference regular season champion; \$ -- Bowl-eligible

^ Louisiana vacated games from the 2011 season and its New Orleans Bowl victory due to NCAA sanctions - Louisiana's revised record is 1-4 overall and 1-2 in Sun Belt.

ARKANSAS STATE (10-3/8-0)

| | | |
|-----|-------------------------|----------|
| S3 | at Illinois | L, 15-33 |
| S10 | Memphis | W, 47-3 |
| S17 | at #13 Virginia Tech | L, 7-26 |
| S24 | Central Arkansas | W, 53-24 |
| O1 | * at WKU | W, 26-22 |
| O8 | * at ULM | W, 24-19 |
| O18 | * FIU | W, 34-16 |
| O29 | * North Texas | W, 37-14 |
| N5 | * at Florida Atlantic | W, 39-21 |
| N12 | * Louisiana | W, 30-21 |
| N19 | * at Middle Tennessee | W, 45-19 |
| D3 | Troy | W, 45-14 |
| J8 | # vs. Northern Illinois | L, 20-38 |

GoDaddy.com Bowl

FLORIDA ATLANTIC (0-8/1-11)

| | | |
|-----|-----------------------|----------|
| S3 | at #22 Florida | L, 3-41 |
| S10 | at #17 Michigan State | L, 0-44 |
| S24 | at Auburn | L, 14-30 |
| O1 | * at Louisiana | L, 34-37 |
| O8 | * at North Texas | L, 17-31 |
| O15 | * WKU | L, 0-20 |
| O22 | * Middle Tennessee | L, 14-38 |
| N5 | * Arkansas State | L, 21-39 |
| N12 | * at FIU | L, 7-41 |
| N19 | * at Troy | L, 7-34 |
| N26 | UAB | W, 38-35 |
| D3 | * ULM | L, 0-26 |

FIU (8-5/5-3)

| | | |
|-----|-----------------------|---------------|
| S1 | * North Texas | W, 41-16 |
| S9 | at Louisville | W, 24-17 |
| S17 | UCF | W, 17-10 |
| S24 | * Louisiana | L, 31-36 |
| O1 | Duke | L, 27-31 |
| O8 | at Akron | W, 27-17 |
| O18 | * at Arkansas State | L, 16-34 |
| O25 | * Troy | W, 23-20 (OT) |
| N5 | * at WKU | L, 9-10 |
| N12 | * Florida Atlantic | W, 41-7 |
| N19 | * at ULM | W, 28-17 |
| N26 | * at Middle Tennessee | W, 31-18 |
| D20 | ^ vs. Marshall | L, 10-20 |

^ Beef 'O' Brady's Bowl

LOUISIANA (9-4/6-2)

| | | |
|-----|------------------------|----------|
| S3 | at #9 Oklahoma State | L, 34-61 |
| S10 | at Kent State | W, 20-12 |
| S17 | Nicholls State | W, 38-21 |
| S24 | * at FIU | W, 36-31 |
| O1 | * Florida Atlantic | W, 37-34 |
| O8 | * Troy | W, 31-17 |
| O15 | * North Texas | W, 30-10 |
| O22 | * at WKU | L, 23-42 |
| O29 | * at Middle Tennessee | W, 45-20 |
| N5 | * ULM | W, 36-35 |
| N12 | * at Arkansas State | L, 21-30 |
| N26 | at Arizona | L, 37-45 |
| D17 | \$ vs. San Diego State | W, 32-30 |

\$ R+L Carriers New Orleans Bowl
Louisiana vacated games from the 2011 season and its New Orleans Bowl victory due to NCAA sanctions - Louisiana's revised record is 1-4 overall and 1-2 in Sun Belt

ULM (4-8/3-5)

| | | |
|-----|-----------------------|---------------|
| S3 | at #6 Florida State | L, 0-34 |
| S10 | Grambling State | W, 35-7 |
| S17 | at #23 TCU | L, 17-38 |
| S24 | at Iowa | L, 17-45 |
| O8 | * Arkansas State | L, 19-24 |
| O15 | * at Troy | W, 38-10 |
| O22 | * at North Texas | L, 23-42 |
| O29 | * WKU | L, 28-31 (OT) |
| N5 | * at Louisiana | L, 35-36 |
| N12 | * Middle Tennessee | W, 42-14 |
| N19 | * FIU | L, 17-28 |
| D3 | * at Florida Atlantic | W, 26-0 |

MIDDLE TENNESSEE (2-10/1-7)

| | | |
|-----|-----------------------|----------------|
| S3 | at Purdue | L, 24-27 |
| S10 | Georgia Tech | L, 21-49 |
| S24 | * at Troy | L, 35-38 |
| O1 | Memphis | W, 38-31 |
| O6 | * WKU | L, 33-36 (20T) |
| O22 | * at Florida Atlantic | W, 38-14 |
| O29 | * Louisiana | L, 20-45 |
| N5 | at Tennessee | L, 0-24 |
| N12 | * at ULM | L, 14-41 |
| N19 | * Arkansas State | L, 19-45 |
| N26 | * FIU | L, 18-31 |
| D3 | * at North Texas | L, 7-59 |

NORTH TEXAS (5-7/4-4)

| | | |
|-----|---------------------|----------|
| S1 | * at FIU | L, 16-41 |
| S10 | Houston | L, 23-48 |
| S17 | at #2 Alabama | L, 0-41 |
| S24 | Indiana | W, 24-21 |
| O1 | at Tulsa | L, 24-41 |
| O8 | * Florida Atlantic | W, 31-17 |
| O15 | * at Louisiana | L, 10-30 |
| O22 | * ULM | W, 38-21 |
| O29 | * at Arkansas State | L, 14-37 |
| N12 | * at Troy | W, 38-33 |
| N19 | * WKU | L, 21-31 |
| D3 | * Middle Tennessee | W, 59-7 |

TROY (3-9/2-6)

| | | |
|-----|---------------------|---------------|
| S3 | * at Clemson | L, 19-43 |
| S17 | * at #14 Arkansas | L, 28-38 |
| S24 | Middle Tennessee | W, 38-35 |
| O1 | UAB | W, 24-23 |
| O8 | * at Louisiana | L, 17-3 |
| O15 | * ULM | L, 10-38 |
| O25 | * at FIU | L, 20-23 (OT) |
| N5 | at Navy | L, 14-42 |
| N12 | * North Texas | L, 33-38 |
| N19 | * Florida Atlantic | W, 34-7 |
| N26 | * at WKU | L, 18-41 |
| D3 | * at Arkansas State | L, 14-45 |

WKU (7-5/7-1)

| | | |
|-----|-----------------------|-----------------|
| S1 | (!) Kentucky | L, 3-14 |
| S10 | Navy | L, 14-40 |
| S17 | Indiana State | L, 16-44 |
| O1 | * Arkansas State | L, 22-26 |
| O6 | * at Middle Tennessee | W, 36-33 (20T) |
| O15 | * at Florida Atlantic | W, 20-0 |
| O22 | * Louisiana | W, 42-23 |
| O29 | * at ULM | W, 31-28 (OT) |
| N5 | * FIU | W, 10-9 |
| N12 | at #1 LSU | L, 9-42 (ESPNU) |
| N19 | * at North Texas | W, 31-21 |
| N26 | * Troy | W, 41-18 |

(!) game played in Nashville, Tenn.

2010 FINAL STANDINGS

| | Conference | | | | | Overall | | | | | | |
|---------------------|------------|------|-----|-----|--------|---------|------|-----|-----|-----|-----|--------|
| | W-L | Pct. | H | A | Streak | W-L | Pct. | PF | PA | H | A | Streak |
| *\$ Troy | 6-2 | .750 | 3-1 | 3-1 | W2 | 8-5 | .615 | 443 | 393 | 4-1 | 3-4 | W3 |
| *\$ FIU | 6-2 | .750 | 3-1 | 3-1 | L1 | 7-6 | .538 | 374 | 355 | 3-2 | 3-4 | W1 |
| \$ Middle Tennessee | 5-3 | .625 | 2-2 | 3-1 | W3 | 6-7 | .462 | 344 | 365 | 3-3 | 3-3 | L1 |
| ULM | 4-4 | .500 | 3-1 | 1-3 | L1 | 5-7 | .417 | 250 | 389 | 4-2 | 1-5 | L1 |
| Arkansas State | 4-4 | .500 | 3-1 | 1-3 | L2 | 4-8 | .333 | 360 | 369 | 3-2 | 1-6 | L3 |
| Florida Atlantic | 3-5 | .375 | 2-2 | 1-3 | L2 | 4-8 | .333 | 202 | 351 | 2-3 | 2-5 | L3 |
| North Texas | 3-5 | .375 | 0-4 | 3-1 | L1 | 3-9 | .250 | 287 | 356 | 0-6 | 3-3 | L2 |
| Louisiana | 3-5 | .375 | 1-3 | 2-2 | L5 | 3-9 | .250 | 268 | 444 | 1-4 | 2-5 | W1 |
| WKU | 2-6 | .250 | 0-4 | 2-2 | L1 | 2-10 | .167 | 274 | 398 | 0-5 | 2-5 | L1 |

* -- Sun Belt Conference regular season CO-champion; \$ -- Bowl-eligible

ARKANSAS STATE (4-8/4-4)

| | | |
|-----|--------------------|---------------|
| S4 | at #22 Auburn | L, 26-52 |
| S11 | * at Louisiana | L, 24-31 |
| S18 | * ULM | W, 34-20 |
| S25 | * at Troy | L, 28-35 |
| O2 | Louisville | L, 24-34 |
| O9 | * at North Texas | W, 24-19 |
| O16 | at Indiana | L, 34-36 |
| O23 | * Florida Atlantic | W, 37-16 |
| N2 | * Middle Tennessee | W, 51-24 |
| N13 | * WKU | L, 35-36 (OT) |
| N20 | at Navy | L, 19-35 |
| N27 | * at FIU | L, 24-31 |

FLORIDA ATLANTIC (4-8/3-5)

| | | |
|-----|---------------------|----------|
| S2 | at UAB | W, 32-31 |
| S11 | vs. Michigan State | L, 17-31 |
| S25 | * North Texas | L, 17-21 |
| O2 | at South Florida | L, 3-31 |
| O9 | * at ULM | L, 17-20 |
| O23 | * at Arkansas State | L, 16-37 |
| O30 | * FIU | W, 21-9 |
| N6 | * at WKU | W, 17-16 |
| N13 | * Louisiana | W, 24-23 |
| N20 | at Texas | L, 17-51 |
| N27 | at Middle Tennessee | L, 14-38 |
| D4 | * Troy | L, 7-44 |

FIU (7-6/6-2)

| | | |
|-----------------------------|-----------------------|----------------|
| S11 | Rutgers | L, 14-19 |
| S18 | at Texas A&M | L, 20-27 |
| S25 | at Maryland | L, 28-42 |
| O2 | at Pittsburgh | L, 17-44 |
| O9 | * WKU | W, 28-21 |
| O16 | * at North Texas | W, 34-10 |
| O30 | * at Florida Atlantic | L, 9-21 |
| N6 | * ULM | W, 42-35 (2OT) |
| N13 | * at Troy | W, 52-35 |
| N20 | * at Louisiana | W, 38-17 |
| N27 | * Arkansas State | W, 31-24 |
| D4 | * Middle Tennessee | L, 27-28 |
| D26 | ^ Toledo | W, 34-32 |
| ^ Little Caesars Pizza Bowl | | |

LOUISIANA (3-9/3-5)

| | | |
|-----|-----------------------|----------|
| S4 | at #23 Georgia | L, 7-55 |
| S11 | * Arkansas State | W, 31-24 |
| S25 | * Middle Tennessee | L, 14-34 |
| O2 | * at North Texas | W, 28-27 |
| O8 | Oklahoma State | L, 28-54 |
| O16 | * at Troy | L, 24-31 |
| O23 | * WKU | L, 21-54 |
| O30 | at Ohio | L, 31-38 |
| N6 | at Mississippi | L, 21-43 |
| N13 | * at Florida Atlantic | L, 23-24 |
| N20 | * FIU | L, 17-38 |
| N27 | * at ULM | W, 23-22 |

ULM (5-7/4-4)

| | | |
|-----|------------------------|----------------|
| S11 | vs. #14 Arkansas | L, 7-31 |
| S18 | * at Arkansas State | L, 20-34 |
| S25 | Southeastern Louisiana | W, 21-20 |
| O2 | at #10 Auburn | L, 3-52 |
| O9 | * Florida Atlantic | W, 20-17 |
| O16 | * at WKU | W, 35-30 |
| O23 | * at Middle Tennessee | L, 10-38 |
| O30 | * Troy | W, 28-14 |
| N6 | * at FIU | L, 35-42 (2OT) |
| N13 | at #5 LSU | L, 0-51 |
| N20 | * North Texas | W, 49-37 |
| N27 | * Louisiana | L, 22-23 |

MIDDLE TENNESSEE (6-7/5-3)

| | | |
|--------------------|---------------------|----------|
| S2 | Minnesota | L, 17-24 |
| S11 | Austin Peay | W, 56-33 |
| S18 | at Memphis | L, 17-24 |
| S25 | * at Louisiana | W, 34-14 |
| O5 | * Troy | L, 13-42 |
| O16 | at Georgia Tech | L, 14-42 |
| O23 | * ULM | W, 38-10 |
| N2 | * at Arkansas State | L, 24-51 |
| N13 | * North Texas | L, 17-23 |
| N20 | * at WKU | W, 27-26 |
| N27 | * Florida Atlantic | W, 38-14 |
| D4 | * at FIU | W, 28-27 |
| J6 | #Miami (Ohio) | L, 21-35 |
| # GoDaddy.com Bowl | | |

NORTH TEXAS (3-9/3-5)

| | | |
|-----|-----------------------|----------|
| S4 | at Clemson | L, 10-35 |
| S11 | Rice | L, 31-32 |
| S18 | at Army | L, 0-24 |
| S25 | * at Florida Atlantic | W, 21-17 |
| O2 | * Louisiana | L, 27-28 |
| O9 | * Arkansas State | L, 19-24 |
| O16 | * FIU | L, 10-34 |
| O30 | * at WKU | W, 33-6 |
| N6 | * Troy | L, 35-41 |
| N13 | * at Middle Tennessee | W, 23-17 |
| N20 | * at ULM | L, 37-49 |
| N27 | Kansas State | L, 41-49 |

TROY (8-5/6-2)

| | | |
|----------------------------------|-----------------------|----------|
| S4 | Bowling Green | W, 30-27 |
| S11 | at Oklahoma State | L, 38-41 |
| S18 | at UAB | L, 33-34 |
| S25 | * Arkansas State | W, 35-28 |
| O5 | * at Middle Tennessee | W, 42-13 |
| O16 | * Louisiana | W, 31-24 |
| O30 | * at ULM | L, 14-28 |
| N6 | * at North Texas | W, 41-35 |
| N13 | * FIU | L, 35-52 |
| N20 | at #17 South Carolina | L, 24-69 |
| N27 | * WKU | W, 28-14 |
| D6 | * at Florida Atlantic | W, 44-7 |
| D18 | \$Ohio | W, 48-21 |
| \$ R+L Carriers New Orleans Bowl | | |

WKU (2-10/2-6)

| | | |
|-----|---------------------|---------------|
| S4 | at #8 Nebraska | L, 10-49 |
| S11 | at Kentucky | L, 28-63 |
| S18 | Indiana | L, 21-38 |
| S25 | at South Florida | L, 12-24 |
| O9 | * at FIU | L, 21-28 |
| O16 | * ULM | L, 30-35 |
| O23 | * at Louisiana | W, 54-21 |
| O30 | * North Texas | L, 6-33 |
| N6 | * Florida Atlantic | L, 16-17 |
| N13 | * at Arkansas State | W, 36-35 (OT) |
| N20 | * Middle Tennessee | L, 26-27 |
| N27 | * at Troy | L, 14-28 |

2009 FINAL STANDINGS

| | Conference | | | | | Overall | | | | | | |
|---------------------|------------|-------|-----|-----|--------|---------|------|-----|-----|-----|-----|--------|
| | W-L | Pct. | H | A | Streak | W-L | Pct. | PF | PA | H | A | Streak |
| *\$ Troy | 8-0 | 1.000 | 4-0 | 4-0 | W8 | 9-4 | .692 | 438 | 387 | 6-0 | 3-3 | L1 |
| \$ Middle Tennessee | 7-1 | .875 | 4-0 | 3-1 | W6 | 10-3 | .769 | 416 | 308 | 5-1 | 4-2 | W7 |
| \$ ULM | 5-3 | .625 | 3-1 | 2-2 | L2 | 6-6 | .500 | 307 | 328 | 4-1 | 2-5 | L2 |
| Florida Atlantic | 5-3 | .625 | 2-2 | 3-0 | W2 | 5-7 | .417 | 329 | 405 | 2-3 | 3-4 | W2 |
| \$ Louisiana | 4-4 | .500 | 2-2 | 2-2 | L1 | 6-6 | .500 | 266 | 364 | 4-2 | 2-4 | L1 |
| Arkansas State | 3-5 | .375 | 2-2 | 1-3 | W2 | 4-8 | .333 | 272 | 279 | 3-2 | 1-6 | W2 |
| FIU | 3-5 | .375 | 1-2 | 1-3 | L1 | 3-9 | .250 | 275 | 424 | 2-3 | 1-6 | L2 |
| North Texas | 1-7 | .125 | 1-3 | 0-4 | L3 | 2-10 | .167 | 319 | 427 | 1-5 | 1-5 | L4 |
| WKU | 0-8 | .000 | 0-4 | 0-4 | L8 | 0-12 | .000 | 245 | 475 | 0-6 | 0-6 | L12 |

* -- Sun Belt Conference regular season champion; \$ -- Bowl-eligible

ARKANSAS STATE (4-8/3-5)

| | | |
|-----|--------------------------|----------|
| S5 | Mississippi Valley State | W, 61-0 |
| S12 | at #22 Nebraska | L, 9-38 |
| S26 | * Troy | L, 27-30 |
| O3 | at #13 Iowa | L, 21-24 |
| O13 | * at ULM | L, 10-16 |
| O24 | * FIU | W, 27-10 |
| O31 | at Louisville | L, 13-21 |
| N7 | * Louisiana | L, 18-21 |
| N14 | * at Florida Atlantic | L, 18-35 |
| N21 | * at Middle Tennessee | L, 14-38 |
| N28 | * North Texas | W, 30-26 |
| D3 | * at WKU | W, 24-20 |

FLORIDA ATLANTIC (5-7/5-3)

| | | |
|-----|--------------------|----------|
| S5 | at #24 Nebraska | L, 3-49 |
| S19 | at South Carolina | L, 16-38 |
| S26 | * ULM | L, 25-27 |
| O3 | Wyoming | L, 28-30 |
| O17 | * at North Texas | W, 44-40 |
| O24 | * at Louisiana | W, 51-29 |
| O31 | * Middle Tennessee | L, 20-27 |
| N7 | at UAB | L, 29-56 |
| N14 | * Arkansas State | W, 35-18 |
| N21 | * at Troy | L, 21-47 |
| N28 | * WKU | W, 29-24 |
| D5 | * at FIU | W, 28-21 |

FIU (3-9/3-5)

| | | |
|-----|-----------------------|---------------|
| S12 | at #4 Alabama | L, 14-40 |
| S19 | at Rutgers | L, 15-23 |
| S26 | Toledo | L, 31-41 |
| O3 | * at ULM | L, 35-48 |
| O10 | * at WKU | W, 37-20 |
| O17 | * Troy | L, 33-42 |
| O24 | * at Arkansas State | L, 10-27 |
| O31 | * Louisiana-lafayette | W, 20-17 (OT) |
| N7 | * at Middle Tennessee | L, 21-48 |
| N14 | * North Texas | W, 35-28 |
| N21 | at #1 Florida | L, 3-62 |
| D5 | * Florida Atlantic | L, 21-28 |

LOUISIANA (6-6/4-4)

| | | |
|-----|-----------------------|---------------|
| S5 | Southern | W, 42-19 |
| S12 | Kansas State | W, 17-15 |
| S19 | at #9 LSU | L, 3-31 |
| S26 | at Nebraska | L, 0-55 |
| O10 | * North Texas | W, 38-34 |
| O17 | * at WKU | W, 30-22 |
| O24 | * Florida Atlantic | L, 29-51 |
| O31 | * at FIU | L, 17-20 (OT) |
| N7 | * at Arkansas State | W, 21-18 |
| N14 | * at Middle Tennessee | L, 17-34 |
| N21 | * ULM | W, 21-17 |
| N28 | * Troy | L, 31-48 |

ULM (6-6/5-3)

| | | |
|-----|-----------------------|----------|
| S5 | at #2 Texas | L, 20-59 |
| S12 | Texas Southern | W, 58-0 |
| S19 | at Arizona State | L, 14-38 |
| S26 | * at Florida Atlantic | W, 27-25 |
| O3 | * FIU | W, 48-35 |
| O13 | * Arkansas State | W, 16-10 |
| O24 | at Kentucky | L, 13-36 |
| O31 | * at Troy | L, 21-42 |
| N7 | * at North Texas | W, 33-6 |
| N14 | * WKU | W, 21-18 |
| N21 | * at Louisiana | L, 17-21 |
| N28 | * Middle Tennessee | L, 19-38 |

MIDDLE TENNESSEE (10-3/7-1)

| | | |
|-----|-----------------------|----------|
| S5 | at Clemson | L, 14-37 |
| S12 | Memphis | W, 31-14 |
| S19 | at Maryland | W, 32-31 |
| S26 | * at North Texas | W, 37-21 |
| O6 | * at Troy | L, 7-31 |
| O17 | Mississippi State | L, 6-27 |
| O24 | * WKU | W, 62-24 |
| O31 | * at Florida Atlantic | W, 27-20 |
| N7 | * FIU | W, 48-21 |
| N14 | * Louisiana | W, 34-17 |
| N21 | * Arkansas State | W, 38-14 |
| N28 | * at ULM | W, 38-19 |
| D20 | \$ vs. Southern Miss | W, 42-32 |

\$ R+L Carriers New Orleans Bowl

NORTH TEXAS (2-10/1-7)

| | | |
|-----|---------------------|----------------|
| S3 | at Ball State | W, 20-10 |
| S12 | Ohio | L, 30-31 (2OT) |
| S19 | at #4 Alabama | L, 7-53 |
| S26 | * Middle Tennessee | L, 21-37 |
| O10 | * at Louisiana | L, 34-38 |
| O17 | * Florida Atlantic | L, 40-44 |
| O24 | * at Troy | L, 26-50 |
| O31 | * WKU | W, 68-49 |
| N7 | * ULM | L, 6-33 |
| N14 | * at FIU | L, 28-35 |
| N21 | Army | L, 13-17 |
| N28 | * at Arkansas State | L, 26-30 |

TROY (9-4/8-0)

| | | |
|-----|------------------------|---------------|
| S3 | at Bowling Green | L, 14-31 |
| S12 | at #1 Florida | L, 6-56 |
| S19 | UAB | W, 27-14 |
| S26 | * at Arkansas State | W, 30-27 |
| O6 | * Middle Tennessee | W, 31-7 |
| O17 | * at FIU | W, 42-33 |
| O24 | * North Texas | W, 50-26 |
| O31 | * ULM | W, 42-21 |
| N7 | * at WKU | W, 40-20 |
| N14 | at Arkansas | L, 20-56 |
| N21 | * Florida Atlantic | W, 47-21 |
| N28 | # vs. Central Michigan | L, 41-44 (OT) |

GMAC Bowl

WKU (0-12/0-8)

| | | |
|-----|-----------------------|----------|
| S5 | at Tennessee | L, 7-63 |
| S12 | South Florida | L, 13-35 |
| S19 | Central Arkansas | L, 7-28 |
| S26 | at Navy | L, 22-38 |
| O10 | * FIU | L, 20-37 |
| O17 | * Louisiana | L, 22-30 |
| O24 | * at Middle Tennessee | L, 24-62 |
| O31 | * at North Texas | L, 49-68 |
| N7 | * Troy | L, 20-40 |
| N14 | * at ULM | L, 18-21 |
| N28 | * at Florida Atlantic | L, 23-29 |
| D3 | * Arkansas State | L, 20-24 |

2008 FINAL STANDINGS

| | Conference | | | | | Overall | | | | | | |
|---------------------|------------|------|-----|-----|--------|---------|------|-----|-----|-----|-----|--------|
| | W-L | Pct. | H | A | Streak | W-L | Pct. | PF | PA | H | A | Streak |
| *\$ Troy | 6-1 | .857 | 3-0 | 3-1 | W2 | 8-5 | .615 | 426 | 277 | 5-0 | 3-4 | L1 |
| \$ Louisiana | 5-2 | .714 | 2-0 | 3-2 | W1 | 6-6 | .500 | 397 | 404 | 4-1 | 2-5 | W1 |
| \$ Florida Atlantic | 4-3 | .571 | 3-1 | 1-2 | W1 | 7-6 | .538 | 326 | 373 | 4-1 | 2-5 | W2 |
| \$ Arkansas State | 4-3 | .571 | 3-0 | 1-3 | L1 | 6-6 | .500 | 324 | 285 | 4-1 | 2-5 | L1 |
| Middle Tennessee | 3-4 | .429 | 2-1 | 1-3 | L1 | 5-7 | .417 | 296 | 340 | 3-1 | 2-6 | L1 |
| FIU | 3-4 | .429 | 2-1 | 1-3 | L2 | 5-7 | .417 | 274 | 299 | 3-2 | 2-5 | W1 |
| ULM | 3-4 | .429 | 2-1 | 1-3 | W1 | 4-8 | .333 | 284 | 374 | 3-3 | 1-5 | W1 |
| North Texas | 0-7 | .000 | 0-4 | 0-3 | L7 | 1-11 | .083 | 240 | 571 | 0-6 | 1-5 | L3 |

* -- Sun Belt Conference regular season CO-champion; \$ -- Bowl-eligible

ARKANSAS STATE (6-6/3-4)

| | | |
|-----|-------------------|----------|
| A30 | at Texas A&M | W, 18-14 |
| S6 | Texas Southern | W, 83-10 |
| S20 | Middle Tennessee* | W, 31-14 |
| S13 | Southern Miss | L, 24-27 |
| S27 | at Memphis | L, 17-29 |
| O11 | ULM* | W, 37-29 |
| O18 | at Louisiana* | L, 23-28 |
| N1 | at Alabama | L, 0-35 |
| N8 | at FIU* | L, 21-22 |
| N22 | Florida Atlantic* | W, 28-14 |
| N29 | at North Texas* | W, 33-28 |
| D6 | at Troy* | L, 9-35 |

FLORIDA ATLANTIC (7-6/4-3)

| | | |
|-----|------------------------|---------------|
| A30 | at Texas | L, 10-52 |
| S6 | UAB | W, 49-34 |
| S13 | at Michigan State | L, 0-17 |
| S20 | at Minnesota | L, 3-37 |
| S30 | at Middle Tennessee* | L, 13-14 |
| O7 | Troy* | L, 17-30 |
| N8 | North Texas* | W, 46-13 |
| O18 | at WKU | W, 24-20 |
| O25 | at ULM* | W, 29-28 |
| N29 | FIU* | W, 57-50 (OT) |
| N22 | at Arkansas State* | L, 14-28 |
| N15 | Louisiana* | W, 40-29 |
| D26 | \$ vs Central Michigan | W, 24-21 |

FIU (5-7/3-4)

| | | |
|-----|----------------------|---------------|
| A30 | at Kansas | L, 10-40 |
| S6 | at Iowa Hawkeyes | L, 0-42 |
| S20 | USF | L, 9-17 |
| S27 | at Toledo | W, 35-16 |
| O4 | at North Texas* | W, 42-10 |
| O11 | Middle Tennessee* | W, 31-21 |
| O18 | at Troy* | L, 23-33 |
| N1 | at Louisiana* | L, 20-49 |
| N8 | Arkansas State* | W, 22-21 |
| N22 | ULM* | L, 27-31 |
| N29 | at Florida Atlantic* | L, 50-57 (OT) |
| D6 | WKU | W, 27-3 |

LOUISIANA (6-6/5-2)

| | | |
|-----|----------------------|----------|
| A30 | at Southern Miss | L, 21-51 |
| S13 | at Illinois | L, 17-20 |
| S20 | Kent State | W, 44-27 |
| S27 | at Kansas State | L, 37-45 |
| O4 | at ULM* | W, 44-35 |
| O11 | at North Texas* | W, 59-30 |
| O18 | Arkansas State* | W, 28-23 |
| N1 | FIU* | W, 49-20 |
| N8 | UTEP | L, 24-37 |
| N15 | at Florida Atlantic* | L, 29-40 |
| N22 | at Troy* | L, 3-48 |
| D3 | Middle Tennessee* | W, 42-28 |

ULM (4-8/3-4)

| | | |
|-----|----------------------|----------|
| A30 | at Auburn | L, 0-34 |
| S6 | vs Arkansas | L, 27-28 |
| S12 | Alabama A&M | W, 37-15 |
| S20 | at Tulane | L, 10-24 |
| O4 | Louisiana* | L, 35-44 |
| O11 | at Arkansas State* | L, 29-37 |
| O18 | North Texas* | W, 35-23 |
| O25 | Florida Atlantic* | L, 28-29 |
| N1 | Troy* | W, 31-30 |
| N8 | at Middle Tennessee* | L, 21-24 |
| N15 | at Ole Miss | L, 0-59 |
| N22 | at FIU* | W, 31-27 |

MIDDLE TENNESSEE (5-7/3-4)

| | | |
|-----|----------------------|----------|
| A28 | Troy* | L, 17-31 |
| S6 | Maryland | W, 24-14 |
| S13 | at Kentucky | L, 14-20 |
| S20 | at Arkansas State* | L, 14-31 |
| S30 | Florida Atlantic* | W, 14-13 |
| O11 | at FIU* | L, 21-31 |
| O18 | at Louisville | L, 23-42 |
| O25 | at Mississippi State | L, 22-31 |
| N8 | ULM* | W, 24-21 |
| N15 | at WKU | W, 21-10 |
| N22 | North Texas* | W, 52-13 |
| D3 | at Louisiana* | L, 28-42 |

NORTH TEXAS (2-10/1-6)

| | | |
|-----|----------------------|----------|
| A30 | at Kansas State | L, 6-45 |
| S6 | Tulsa | L, 26-56 |
| S13 | at LSU | L, 3-41 |
| S27 | at Rice | L, 20-77 |
| O4 | FIU* | L, 10-42 |
| O11 | Louisiana* | L, 30-59 |
| O18 | at ULM* | L, 23-35 |
| O25 | TROY* | L, 17-45 |
| N1 | at WKU | W, 51-40 |
| N8 | at Florida Atlantic* | L, 13-46 |
| N22 | at Middle Tennessee* | L, 13-52 |
| N29 | Arkansas State* | L, 28-33 |

TROY (8-5/6-1)

| | | |
|-----|----------------------|---------------|
| A28 | at Middle Tennessee* | W, 31-17 |
| S13 | Alcorn State | W, 65-0 |
| S20 | at Ohio State | L, 10-28 |
| S27 | at Oklahoma State | L, 24-55 |
| O18 | FIU* | W, 33-23 |
| O25 | at North Texas* | W, 45-17 |
| N1 | at ULM* | L, 30-31 |
| O7 | at Florida Atlantic* | W, 30-17 |
| N8 | WKU | W, 17-7 |
| N5 | at LSU | L, 31-40 |
| N22 | Louisiana* | W, 48-3 |
| D6 | Arkansas State* | W, 35-9 |
| D1 | \$ vs Southern Miss | L, 27-30 (OT) |

\$ R+L Carriers New Orleans Bowl

2007 FINAL STANDINGS

| | Conference | | | | | Overall | | | | | | |
|----------------------|------------|------|-----|-----|--------|---------|------|-----|-----|-----|-----|--------|
| | W-L | Pct. | H | A | Streak | W-L | Pct. | PF | PA | H | A | Streak |
| *\$ Florida Atlantic | 6-1 | .857 | 2-1 | 4-0 | W3 | 8-5 | .615 | 405 | 432 | 3-2 | 4-3 | W3 |
| *\$ Troy | 6-1 | .857 | 3-1 | 3-0 | L1 | 8-4 | .667 | 408 | 295 | 4-1 | 4-3 | L1 |
| \$ ULM | 4-3 | .571 | 2-1 | 2-2 | W1 | 6-6 | .500 | 282 | 332 | 3-2 | 3-4 | W3 |
| Middle Tennessee | 4-3 | .571 | 2-1 | 2-2 | L2 | 5-7 | .417 | 308 | 339 | 2-3 | 3-4 | L2 |
| Arkansas State | 3-4 | .429 | 3-1 | 0-3 | W1 | 5-7 | .417 | 291 | 331 | 5-1 | 0-6 | L1 |
| Louisiana | 3-4 | .429 | 1-3 | 2-1 | L1 | 3-9 | .250 | 285 | 430 | 1-5 | 2-4 | L1 |
| North Texas | 1-6 | .143 | 1-2 | 0-4 | L1 | 2-10 | .167 | 298 | 541 | 2-3 | 0-7 | L1 |
| FIU | 1-6 | .143 | 1-3 | 0-3 | W1 | 1-11 | .083 | 181 | 469 | 1-4 | 0-7 | W1 |

* -- Sun Belt Conference regular season co-champions; \$ -- Bowl-eligible

ARKANSAS STATE (5-7/3-4)

| | | |
|-----|-------------------------|----------|
| S1 | at #4 Texas | L, 13-21 |
| S15 | SMU | W, 45-28 |
| S22 | at Tennessee | L, 27-48 |
| S27 | Memphis | W, 35-31 |
| O6 | at ULM* | L, 13-30 |
| O13 | Louisiana* | W, 52-21 |
| O20 | at Middle Tennessee* | L, 7-24 |
| O27 | Troy* | L, 0-27 |
| N3 | FIU* | W, 27-24 |
| N10 | at Florida Atlantic* | L, 31-34 |
| N15 | North Texas* | W, 31-27 |
| N24 | at Southern Mississippi | L, 10-16 |

FLORIDA ATLANTIC (8-5/6-1)

| | | |
|-----|-------------------|-----------------|
| S1 | Middle Tennessee* | W, 27-14 |
| S8 | at Oklahoma State | L, 6-42 |
| S15 | vs. Minnesota | W, 42-39 |
| S22 | at North Texas* | W, 30-20 |
| S29 | at #14 Kentucky | L, 17-45 |
| O6 | #6 South Florida | L, 23-35 |
| O20 | at Louisiana* | W, 39-32 (OT) |
| O27 | ULM* | L, 30-33 (3 OT) |
| N10 | Arkansas State* | W, 34-31 |
| N17 | at #14 Florida | L, 20-59 |
| N24 | at FIU* | W, 55-23 |
| D1 | at Troy* | W, 38-32 |
| D22 | \$vs. Memphis | W, 44-27 |

\$ R+L Carriers New Orleans Bowl

FIU (1-11/1-6)

| | | |
|-----|----------------------|----------|
| S1 | at #17 Penn State | L, 0-59 |
| S8 | Maryland | L, 10-26 |
| S15 | at Miami | L, 9-23 |
| S22 | at Kansas | L, 3-55 |
| S29 | at Middle Tennessee* | L, 6-47 |
| O6 | Troy* | L, 16-34 |
| O20 | at ULM* | L, 14-28 |
| O27 | at Arkansas | L, 10-58 |
| N3 | at Arkansas State* | L, 24-27 |
| N17 | Louisiana* | L, 28-38 |
| N24 | Florida Atlantic* | L, 23-55 |
| D1 | North Texas* | W, 38-19 |

LOUISIANA (3-9/3-4)

| | | |
|-----|----------------------|---------------|
| S1 | at South Carolina | L, 14-28 |
| S8 | Ohio | L, 23-31 |
| S15 | McNeese State | L, 17-38 |
| S22 | Troy* | L, 31-48 |
| S29 | at Central Florida | L, 19-37 |
| O6 | North Texas* | W, 38-29 |
| O13 | at Arkansas State* | L, 21-52 |
| O20 | Florida Atlantic* | L, 32-39 (ot) |
| N3 | at #24 Tennessee | L, 7-59 |
| N10 | at Middle Tennessee* | W, 34-24 |
| N17 | at FIU* | W, 38-28 |
| N24 | ULM* | L, 11-17 |

ULM (6-6/4-3)

| | | |
|-----|----------------------|-----------------|
| A30 | Tulsa | L, 17-35 |
| S8 | at #25 Clemson | L, 26-49 |
| S15 | at Texas A&M | L, 14-54 |
| S29 | at Troy* | L, 7-24 |
| O6 | Arkansas State* | W, 30-13 |
| O13 | at North Texas* | L, 21-31 |
| O20 | FIU* | W, 28-14 |
| O27 | at Florida Atlantic* | W, 33-30 (3 OT) |
| N3 | Middle Tennessee* | L, 40-43 |
| N10 | Grambling State | W, 28-14 |
| N17 | at Alabama | W, 21-14 |
| N24 | at Louisiana* | W, 17-11 |

MIDDLE TENNESSEE (5-7/4-3)

| | | |
|-----|----------------------|----------|
| S1 | at Florida Atlantic* | L, 14-27 |
| S6 | at #8 Louisville | L, 42-58 |
| S15 | at #2 LSU | L, 0-44 |
| S20 | WKU | L, 17-20 |
| S29 | * FIU* | W, 47-6 |
| O6 | Virginia | L, 21-23 |
| O13 | at Memphis | W, 21-7 |
| O20 | Arkansas State* | W, 24-7 |
| O27 | at North Texas* | W, 48-28 |
| N3 | at ULM* | W, 43-40 |
| N10 | Louisiana* | L, 24-34 |
| N20 | at Troy* | L, 7-45 |

NORTH TEXAS (2-10/1-6)

| | | |
|-----|--------------------|----------|
| S1 | at #8 Oklahoma | L, 10-79 |
| S8 | at SMU | L, 31-45 |
| S22 | Florida Atlantic* | L, 20-30 |
| S29 | at Arkansas | L, 7-66 |
| O6 | at Louisiana* | L, 29-38 |
| O13 | ULM* | W, 31-21 |
| O20 | at Troy* | L, 7-45 |
| O27 | Middle Tennessee* | L, 28-48 |
| N10 | Navy | L, 62-74 |
| N15 | at Arkansas State* | L, 27-31 |
| N24 | WKU | W, 27-26 |
| D1 | at FIU* | L, 19-38 |

TROY (8-4/6-1)

| | | |
|-----|---------------------|----------|
| S1 | at #21 Arkansas | L, 26-46 |
| S8 | at #4 Florida | L, 31-59 |
| S14 | Oklahoma State | W, 41-23 |
| S22 | * at Louisiana | W, 48-31 |
| S29 | * ULM | W, 24-7 |
| O6 | * at FIU | W, 34-16 |
| O20 | * North Texas | W, 45-7 |
| O27 | * at Arkansas State | W, 27-0 |
| N3 | at #10 Georgia | L, 34-44 |
| N10 | at WKU | W, 21-17 |
| N20 | * Middle Tennessee | W, 45-7 |
| D1 | * Florida Atlantic | L, 32-38 |

2006 FINAL STANDINGS

| | Conference | | | | | Overall | | | | | | |
|----------------------|------------|------|-----|-----|--------|---------|------|-----|-----|-----|-----|--------|
| | W-L | Pct. | H | A | Streak | W-L | Pct. | PF | PA | H | A | Streak |
| #*\$ Troy | 6-1 | .857 | 3-1 | 3-0 | W2 | 8-5 | .583 | 296 | 289 | 4-1 | 3-4 | W3 |
| *\$ Middle Tennessee | 6-1 | .857 | 2-1 | 4-0 | L1 | 7-6 | .538 | 296 | 302 | 3-2 | 4-3 | L3 |
| \$ Arkansas State | 4-3 | .571 | 2-1 | 2-2 | L1 | 6-6 | .500 | 182 | 289 | 3-2 | 3-4 | L1 |
| Florida Atlantic | 4-3 | .571 | 2-2 | 2-1 | W1 | 5-7 | .417 | 181 | 299 | 3-2 | 2-5 | W2 |
| \$ Louisiana | 3-4 | .429 | 1-3 | 2-1 | L1 | 6-6 | .500 | 248 | 296 | 3-3 | 3-3 | L1 |
| ULM | 3-4 | .429 | 1-2 | 2-2 | W3 | 4-8 | .333 | 262 | 267 | 2-3 | 2-5 | W2 |
| North Texas | 2-5 | .286 | 1-2 | 1-3 | L2 | 3-9 | .250 | 154 | 304 | 2-3 | 1-6 | L2 |
| FIU | 0-7 | .000 | 0-4 | 0-3 | L7 | 0-12 | .000 | 115 | 313 | 0-5 | 0-7 | L12 |

* -- Sun Belt Conference regular season co-champions; # -- League representative in New Orleans Bowl; \$ -- Bowl-eligible

^ Arkansas State vacated games from the 2006 season due to NCAA sanctions - ASU's revised record is 0-6 overall and 0-3 in Sun Belt play.

ARKANSAS STATE (6-6/4-3)

| | | |
|-----|-----------------------|----------|
| S2 | Army | W, 14-6 |
| S9 | Oklahoma State | L, 7-35 |
| S23 | at Southern Methodist | L, 9-55 |
| S30 | at FIU* | W, 31-6 |
| O7 | ULM* | W, 10-6 |
| O14 | at Memphis | W, 26-23 |
| O21 | North Texas* | W, 29-10 |
| O28 | at Florida Atlantic* | L, 0-29 |
| N4 | at #6 Auburn | L, 0-27 |
| N11 | Middle Tennessee* | L, 10-38 |
| N18 | at Troy* | W, 33-26 |
| N25 | at Louisiana* | L, 13-28 |

Arkansas State vacated 12 games from the 2006 season due to NCAA sanctions - ASU's revised record is 0-6 overall and 0-3 in Sun Belt play.

FLORIDA ATLANTIC (5-7/4-3)

| | | |
|-----|----------------------|----------|
| S2 | at #18 Clemson | L, 6-54 |
| S9 | at Kansas State | L, 0-45 |
| S16 | at Oklahoma State | L, 8-48 |
| S23 | at South Carolina | L, 6-45 |
| S30 | at ULM* | W, 21-19 |
| O12 | Southern Utah | W, 32-7 |
| O18 | Louisiana* | L, 0-6 |
| O28 | Arkansas State* | W, 29-0 |
| N4 | at Middle Tennessee* | L, 14-35 |
| N11 | Troy* | L, 17-24 |
| N18 | at North Texas* | W, 17-16 |
| N25 | FIU* | W, 31-0 |

FIU (0-12/0-7)

| | | |
|-----|----------------------|-----------------|
| A31 | at Middle Tennessee* | L, 6-7 |
| S9 | at South Florida | L, 20-21 |
| S16 | Bowling Green | L, 28-33 |
| S23 | at Maryland | L, 10-14 |
| S30 | Arkansas State* | L, 6-31 |
| O7 | at North Texas* | L, 22-25 (7 OT) |
| O14 | at Miami | L, 0-35 |
| O28 | at Alabama | L, 3-38 |
| N11 | ULM* | L, 0-35 |
| N18 | Louisiana* | L, 7-17 |
| N25 | at Florida Atlantic* | L, 0-31 |
| D2 | Troy* | L, 13-26 |

LOUISIANA (6-6/3-4)

| | | |
|-----|-----------------------|----------|
| S2 | at #8 Louisiana State | L, 3-45 |
| S9 | at Texas A&M | L, 7-51 |
| S23 | North Carolina A&T | W, 48-7 |
| S30 | Eastern Michigan | W, 33-14 |
| O7 | at Houston | W, 31-28 |
| O18 | at Florida Atlantic* | W, 6-0 |
| O28 | Middle Tennessee* | L, 20-34 |
| N4 | at Troy* | L, 28-42 |
| N11 | North Texas* | L, 7-16 |
| N18 | at FIU* | W, 17-7 |
| N25 | Arkansas State* | W, 28-13 |
| D2 | ULM* | L, 20-39 |

ULM (4-8/3-4)

| | | |
|------|--------------------|----------|
| A31 | Alcorn State | W, 24-6 |
| S9 | at Kansas | L, 19-21 |
| S16 | at Alabama | L, 7-41 |
| S30 | Florida Atlantic* | L, 19-21 |
| O7 | at Arkansas State* | L, 6-10 |
| O14 | at Troy* | L, 19-24 |
| O 21 | Middle Tennessee* | L, 21-35 |
| O28 | vs. #13 Arkansas | L, 10-44 |
| N11 | at FIU* | W, 35-0 |
| N18 | at Kentucky | L, 40-42 |
| N25 | North Texas* | W, 23-3 |
| D2 | at Louisiana* | W, 39-20 |

MIDDLE TENNESSEE (7-6/6-1)

| | | |
|-----|---------------------|----------|
| A31 | FIU* | W, 7-6 |
| S9 | at Maryland | L, 10-24 |
| S14 | Tennessee Tech | W, 44-0 |
| S23 | at #17 Oklahoma | L, 0-59 |
| S30 | at North Texas* | W, 35-0 |
| O6 | #8 Louisville! | L, 17-44 |
| O21 | at ULM* | W, 35-21 |
| O28 | at Louisiana* | W, 34-20 |
| N4 | Florida Atlantic* | W, 35-14 |
| N11 | at Arkansas State* | W, 38-10 |
| N18 | at South Carolina | L, 7-52 |
| N25 | Troy* | L, 20-21 |
| D26 | \$ Central Michigan | L, 14-31 |

\$ Motor City Bowl

NORTH TEXAS (3-9/2-5)

| | | |
|-----|--------------------|-----------------|
| S2 | at #3 Texas | L, 7-56 |
| S9 | Southern Methodist | W, 24-6 |
| S16 | at Tulsa | L, 3-28 |
| S23 | at Akron | L, 13-33 |
| S30 | Middle Tennessee* | L, 0-35 |
| O7 | FIU* | W, 25-22 (7 OT) |
| O21 | at Arkansas State* | L, 10-29 |
| O28 | at Troy* | L, 6-14 |
| N4 | Louisiana Tech | L, 31-34 |
| N11 | at Louisiana* | W, 16-7 |
| N18 | Florida Atlantic* | L, 16-17 |
| N25 | at ULM* | L, 3-23 |

TROY (8-5/6-1)

| | | |
|-----|----------------------|----------|
| S2 | Alabama State | W, 38-0 |
| S9 | at #9 Florida State | L, 17-24 |
| S16 | at Georgia Tech | L, 20-35 |
| S23 | at #23 Nebraska | L, 0-56 |
| S30 | at UAB | L, 3-21 |
| O14 | ULM* | W, 24-19 |
| O28 | North Texas* | W, 14-6 |
| N4 | Louisiana* | W, 42-28 |
| N11 | at Florida Atlantic* | W, 24-17 |
| N18 | Arkansas State* | L, 26-33 |
| N25 | at Middle Tennessee* | W, 21-20 |
| D2 | at FIU* | W, 26-13 |
| D22 | \$Rice | W, 41-17 |

\$ New Orleans Bowl

| | Conference | | | | | Overall | | | | | | |
|----------------------|------------|------|-----|-----|--------|---------|------|-----|-----|-----|-----|--------|
| | W-L | Pct. | H | A | Streak | W-L | Pct. | PF | PA | H | A | Streak |
| * ^\$ Arkansas State | 5-2 | .714 | 4-0 | 1-2 | W2 | 6-6 | .500 | 294 | 303 | 5-1 | 1-4 | L1 |
| *\$ Louisiana | 5-2 | .714 | 2-1 | 3-1 | W5 | 6-5 | .545 | 286 | 304 | 3-2 | 3-3 | W5 |
| * ULM | 5-2 | .714 | 2-2 | 3-0 | L1 | 5-6 | .455 | 239 | 339 | 2-3 | 3-3 | L1 |
| FIU | 3-4 | .429 | 2-1 | 1-3 | W2 | 5-6 | .455 | 257 | 323 | 4-1 | 1-5 | W3 |
| Middle Tennessee | 3-4 | .429 | 1-3 | 2-1 | L1 | 4-7 | .364 | 210 | 206 | 1-4 | 3-3 | L1 |
| Troy | 3-4 | .429 | 2-1 | 1-3 | L2 | 4-7 | .364 | 175 | 255 | 3-2 | 1-5 | L2 |
| Florida Atlantic | 2-5 | .286 | 1-2 | 1-3 | L1 | 2-9 | .182 | 148 | 339 | 1-3 | 1-6 | L1 |
| North Texas | 2-5 | .286 | 0-4 | 2-1 | L4 | 2-9 | .182 | 157 | 346 | 0-5 | 2-4 | L6 |

* -- Sun Belt Conference regular season co-champions; \$ -- Bowl-eligible; ^ -- Championship vacated

^ Arkansas State vacated games from the 2005 season, its Sun Belt Championship, and its New Orleans Bowl appearance due to NCAA sanctions - ASU's revised record is 2-4 overall and 2-2 in Sun Belt play.

ARKANSAS STATE (6-6/5-2)

| | | |
|-----|-----------------------------|-------------|
| S3 | Missouri | L, 17-44 |
| S10 | Tennessee-Martin | W, 56-7 |
| S17 | at Oklahoma State | L, 10-20 |
| S24 | FIU* | W, 66-24 |
| O1 | at ULM* | L, 27-31 |
| O13 | Louisiana* | W, 39-36 |
| O22 | Florida Atlantic* | W, 3-0 (ot) |
| N5 | at Middle Tennessee* | L, 7-45 |
| N12 | Troy* | W, 9-3 |
| N19 | at Army | L, 10-38 |
| N26 | at North Texas | W, 31-24 |
| D20 | \$ vs. Southern Mississippi | L, 19-31 |

\$ New Orleans Bowl

Arkansas State vacated games from the 2005 season, its Sun Belt Championship, and its New Orleans Bowl appearance due to NCAA sanctions - ASU's revised record is 2-4 overall and 2-2 in Sun Belt play.

FLORIDA ATLANTIC (2-9/2-5)

| | | |
|-----|--------------------|-------------|
| S3 | at Kansas | L, 19-30 |
| S8 | Oklahoma State | L, 3-23 |
| S17 | at Minnesota | L, 7-46 |
| S22 | ULM* | L, 21-28 |
| O1 | at Louisville | L, 10-61 |
| O6 | at Louisiana* | W, 28-10 |
| O15 | Middle Tennessee* | L, 14-35 |
| O22 | at Arkansas State* | L, 0-3 (ot) |
| N5 | at Troy* | L, 14-28 |
| N12 | North Texas* | W, 26-23 |
| N26 | at FIU* | L, 6-52 |

FIU (5-6/3-4)

| | | |
|-----|--------------------|----------|
| S3 | at Kansas State | L, 21-35 |
| S10 | at #21 Texas Tech | L, 3-56 |
| S24 | at Arkansas State* | L, 24-66 |
| O1 | Florida A&M | W, 23-6 |
| O15 | North Texas* | L, 10-13 |
| O20 | at Troy* | L, 13-18 |
| N5 | at ULM* | W, 31-29 |
| N12 | at Louisiana* | L, 7-28 |
| N19 | WKU | W, 38-35 |
| N26 | Florida Atlantic* | W, 52-6 |
| D3 | Middle Tennessee* | W, 35-31 |

LOUISIANA (6-5/5-2)

| | | |
|-----|----------------------|---------------|
| S3 | at #2 Texas | L, 3-60 |
| S10 | at Eastern Michigan | L, 10-31 |
| S17 | Northwestern State | W, 49-28 |
| O1 | Central Florida | L, 21-24 |
| O6 | Florida Atlantic* | L, 10-28 |
| O13 | at Arkansas State* | L, 36-39 |
| O22 | at Middle Tennessee* | W, 13-10 |
| O29 | Troy* | W, 31-28 (OT) |
| N5 | at North Texas* | W, 31-28 |
| N12 | FIU* | W, 28-7 |
| N26 | at ULM* | W, 54-21 |

ULM (5-6/5-2)

| | | |
|-----|----------------------|----------|
| S1 | Northwestern State | L, 23-27 |
| S10 | at Wyoming | L, 0-38 |
| S17 | at #7 Georgia | L, 7-44 |
| S22 | at Florida Atlantic* | W, 28-21 |
| O1 | Arkansas State* | W, 31-27 |
| O8 | at Arkansas | L, 15-44 |
| O15 | Troy* | W, 27-3 |
| N5 | FIU* | L, 29-31 |
| N12 | at Middle Tennessee* | W, 34-31 |
| N19 | at North Texas* | W, 24-19 |
| N26 | Louisiana* | L, 21-54 |

MIDDLE TENNESSEE (4-7/3-4)

| | | |
|-----|-------------------------|----------|
| S3 | at Alabama | L, 7-26 |
| S10 | North Texas* | L, 7-14 |
| S17 | Akron | L, 7-17 |
| O1 | at Vanderbilt | W, 17-15 |
| O15 | at Florida Atlantic* | W, 35-14 |
| O22 | Louisiana* | L, 10-13 |
| N5 | Arkansas State* | W, 45-7 |
| N12 | ULM* | L, 31-34 |
| N19 | at North Carolina State | L, 3-24 |
| N26 | at Troy* | W, 17-7 |
| D3 | at FIU* | L, 31-35 |

NORTH TEXAS (2-9/2-5)

| | | |
|-----|----------------------|----------|
| S10 | at Middle Tennessee* | W, 14-7 |
| S17 | Tulsa | L, 2-54 |
| S24 | at Kansas State | L, 7-54 |
| O4 | Troy* | L, 10-13 |
| O15 | at FIU* | W, 13-10 |
| O22 | at Louisiana Tech | L, 14-40 |
| O29 | at #7 LSU | L, 3-56 |
| N5 | Louisiana* | L, 28-31 |
| N12 | at Florida Atlantic* | L, 23-26 |
| N19 | ULM* | L, 19-24 |
| N26 | Arkansas State* | L, 24-31 |

TROY (4-7/3-4)

| | | |
|-----|--------------------|---------------|
| S3 | Cal Poly | W, 27-10 |
| S10 | UAB | L, 7-27 |
| S17 | at Missouri | L, 21-52 |
| S24 | at South Carolina | L, 20-45 |
| O4 | at North Texas* | W, 13-10 |
| O15 | at ULM* | L, 3-27 |
| O20 | FIU* | W, 18-13 |
| O29 | at Louisiana* | L, 28-31 (OT) |
| N5 | Florida Atlantic* | W, 28-14 |
| N12 | at Arkansas State* | L, 3-9 |
| N26 | Middle Tennessee* | L, 7-17 |

2004 FINAL STANDINGS

| | Conference | | | | | Overall | | | | | | |
|--------------------|------------|-------|-----|-----|--------|---------|------|-----|-----|-----|-----|--------|
| | W-L | Pct. | H | A | Streak | W-L | Pct. | PF | PA | H | A | Streak |
| *\$ North Texas | 7-0 | 1.000 | 4-0 | 3-0 | W7 | 7-5 | .583 | 309 | 358 | 4-1 | 3-3 | L1 |
| \$+Troy | 5-2 | .714 | 4-0 | 1-2 | W4 | 7-5 | .583 | 286 | 200 | 5-0 | 2-4 | L1 |
| ++New Mexico State | 4-3 | .571 | 3-0 | 1-3 | L1 | 5-6 | .455 | 273 | 355 | 4-1 | 1-5 | L1 |
| +ULM | 4-3 | .571 | 2-1 | 2-2 | W1 | 5-6 | .455 | 211 | 303 | 3-1 | 2-4 | W1 |
| Middle Tennessee | 4-4 | .500 | 4-0 | 0-4 | L1 | 5-6 | .455 | 269 | 293 | 4-1 | 1-5 | L1 |
| Arkansas State | 3-4 | .429 | 2-1 | 1-3 | L1 | 3-8 | .273 | 215 | 365 | 2-2 | 1-6 | L1 |
| Louisiana | 2-5 | .286 | 2-2 | 0-3 | L3 | 4-7 | .364 | 242 | 272 | 3-2 | 1-5 | L3 |
| Utah State | 2-5 | .286 | 2-1 | 0-4 | W1 | 3-8 | .273 | 184 | 333 | 2-2 | 1-6 | W1 |
| Idaho | 2-5 | .286 | 2-1 | 0-4 | L1 | 3-9 | .250 | 245 | 473 | 1-1 | 1-7 | L2 |

* -- Sun Belt Conference regular season champions; \$ -- Bowl-eligible

+ - Standings include designated conference games

ARKANSAS STATE (3-8/3-4)

| | | |
|-----|----------------------|----------|
| S4 | at Missouri | L, 20-52 |
| S11 | at LSU | L, 3-53 |
| S18 | Memphis | L, 35-47 |
| S25 | *at ULM | W, 28-21 |
| O2 | at Mississippi | L, 21-28 |
| O9 | *at Middle Tennessee | L, 17-45 |
| O16 | *Troy | W, 13-9 |
| O23 | *at Louisiana | L, 24-27 |
| N6 | *at Idaho | L, 31-45 |
| N11 | *Utah State | W, 16-7 |
| N18 | *North Texas | L, 7-31 |

IDAHO (3-9/2-5)

| | | |
|-----|----------------------|----------|
| S4 | at Boise State | L, 7-65 |
| S11 | *at Utah State | L, 7-14 |
| S18 | Washington State | L, 8-49 |
| S25 | at Oregon | L, 10-48 |
| O2 | at Eastern Michigan | W, 45-41 |
| O9 | *ULM | L, 14-16 |
| O16 | *Louisiana | W, 38-25 |
| O23 | *at Middle Tennessee | L, 14-34 |
| O30 | *at Troy | L, 7-47 |
| N6 | *Arkansas State | W, 45-31 |
| N13 | *at North Texas | L, 29-51 |
| N20 | at Hawaii | L, 21-52 |

LOUISIANA (4-7/2-5)

| | | |
|-----|----------------------|----------|
| S4 | Northwestern State | W, 14-7 |
| S11 | at Louisiana Tech | L, 20-24 |
| S18 | at Kansas State | L, 20-40 |
| S25 | *Middle Tennessee | W, 24-17 |
| O2 | at FIU | W, 43-34 |
| O9 | *at New Mexico State | L, 32-35 |
| O16 | *at Idaho | L, 25-38 |
| O23 | *Arkansas State | W, 27-24 |
| N5 | *North Texas | L, 17-27 |
| N13 | *Troy | L, 10-13 |
| N20 | *at ULM | L, 10-13 |

ULM (5-6/4-3)

| | | |
|-----|-----------------------|----------|
| S4 | at Auburn | L, 0-31 |
| S18 | Arkansas | L, 20-49 |
| S25 | *Arkansas State | L, 21-28 |
| O2 | at Wyoming | L, 10-31 |
| O9 | *at Idaho | W, 16-14 |
| O16 | FIU | W, 28-20 |
| O23 | **at Florida Atlantic | W, 17-13 |
| O30 | *at North Texas | L, 30-45 |
| N6 | *Utah State | W, 32-25 |
| N13 | *at Middle Tennessee | L, 24-37 |
| N20 | *Louisiana | W, 13-10 |

MIDDLE TENNESSEE (5-6/4-4)

| | | |
|-----|----------------------|----------|
| S11 | at Akron | W, 31-24 |
| S18 | Florida Atlantic | L, 20-27 |
| S25 | *at Louisiana | L, 17-24 |
| O2 | *at North Texas | L, 21-30 |
| O9 | *Arkansas State | W, 45-17 |
| O16 | at Florida | L, 16-52 |
| O23 | *Idaho | W, 34-14 |
| O30 | *Utah State | W, 21-0 |
| N6 | *at New Mexico State | L, 10-44 |
| N13 | *ULM | W, 37-24 |
| N20 | *at Troy | L, 17-37 |

NEW MEXICO STATE (5-6/4-3)

| | | |
|-----|-----------------------|----------|
| S4 | at Arkansas | L, 13-63 |
| S11 | at California | L, 14-41 |
| S18 | *Troy | W, 22-18 |
| S25 | New Mexico | L, 3-38 |
| O2 | *at UTEP | L, 0-45 |
| O9 | *Louisiana | W, 35-32 |
| O23 | *at North Texas | L, 26-36 |
| O30 | FIU | W, 56-31 |
| N6 | *Middle Tennessee | W, 44-10 |
| N13 | **at Florida Atlantic | W, 35-7 |
| N20 | *at Utah State | L, 25-34 |

NORTH TEXAS (7-5/7-0)

| | | |
|-----------------------------|-----------------------------|----------|
| S4 | at Texas | L, 0-65 |
| S11 | Florida Atlantic | L, 13-20 |
| S18 | at Colorado | L, 21-52 |
| S25 | at Baylor | L, 14-37 |
| O2 | *Middle Tennessee | W, 30-21 |
| O9 | *at Utah State | W, 31-23 |
| O23 | *New Mexico State | W, 36-26 |
| O30 | *ULM | W, 45-30 |
| N5 | *at Louisiana | W, 27-17 |
| N13 | *Idaho | W, 51-29 |
| N18 | *at Arkansas State | W, 31-7 |
| D14 | \$ vs. Southern Mississippi | L, 10-31 |
| \$ Wyndham New Orleans Bowl | | |

TROY (7-5/5-2)

| | | |
|------------------------------------|--------------------------|----------|
| S4 | at Marshall | W, 17-15 |
| S9 | Missouri | W, 24-14 |
| S18 | *at New Mexico State | L, 18-22 |
| S25 | at South Carolina | L, 7-17 |
| O2 | *Utah State | W, 49-21 |
| O16 | *at Arkansas State | L, 9-13 |
| O23 | at LSU | L, 20-24 |
| O30 | *Idaho | W, 47-7 |
| N6 | **Florida Atlantic | W, 24-6 |
| N13 | *at Louisiana | L, 10-13 |
| N20 | *Middle Tennessee | W, 37-17 |
| D30 | \$ vs. Northern Illinois | L, 21-34 |
| \$ Silicon Valley Football Classic | | |

UTAH STATE (3-8/2-5)

| | | |
|-----|----------------------|----------|
| S4 | at Alabama | L, 17-48 |
| S11 | *Idaho | W, 14-7 |
| S18 | Utah | L, 6-48 |
| S25 | at UNLV | W, 31-21 |
| O2 | *at Troy | L, 21-49 |
| O9 | *North Texas | L, 23-31 |
| O16 | at Clemson | L, 6-35 |
| O30 | *at Middle Tennessee | L, 0-21 |
| N6 | *at ULM | L, 25-32 |
| N11 | *at Arkansas State | L, 7-16 |
| N20 | *New Mexico State | W, 34-25 |

2003 FINAL STANDINGS

| | Conference | | | | | Overall | | | | | | |
|------------------|------------|-------|-----|-----|--------|---------|------|-----|-----|-----|-----|--------|
| | W-L | Pct. | H | A | Streak | W-L | Pct. | PF | PA | H | A | Streak |
| *\$ North Texas | 7-0 | 1.000 | 3-0 | 4-0 | W7 | 9-4 | .692 | 358 | 285 | 5-0 | 4-3 | L1 |
| Louisiana | 4-3 | .571 | 3-2 | 1-1 | W4 | 4-8 | .333 | 266 | 415 | 3-3 | 1-5 | W2 |
| Middle Tennessee | 4-3 | .571 | 2-2 | 2-1 | W1 | 4-8 | .333 | 332 | 375 | 2-4 | 2-4 | W1 |
| Arkansas State | 3-4 | .429 | 2-1 | 1-3 | L2 | 5-7 | .417 | 242 | 401 | 4-1 | 1-6 | L2 |
| Utah State | 3-4 | .429 | 3-1 | 0-3 | L3 | 3-9 | .250 | 264 | 315 | 3-2 | 0-7 | L3 |
| Idaho | 3-4 | .429 | 1-2 | 2-2 | W2 | 3-9 | .250 | 248 | 314 | 1-4 | 2-4 | W2 |
| New Mexico State | 2-5 | .286 | 1-3 | 1-2 | L1 | 3-9 | .250 | 262 | 341 | 2-3 | 1-6 | L2 |
| ULM | 1-6 | .143 | 0-3 | 1-3 | L4 | 1-11 | .083 | 239 | 467 | 0-5 | 1-6 | L5 |

* -- Sun Belt Conference regular season champions; \$ -- Bowl-eligible

ARKANSAS STATE (5-7/3-4)

| | | |
|-----|----------------------|----------|
| A30 | at Texas A&M | L, 11-26 |
| S6 | Tennessee-Martin | W, 63-6 |
| S13 | Southeast Missouri | W, 21-3 |
| S20 | at Tulsa** | L, 7-54 |
| S27 | at Memphis | L, 16-38 |
| O4 | ULM* | W, 44-41 |
| O11 | at Mississippi | L, 0-55 |
| O25 | at Utah State* | L, 0-49 |
| N1 | at New Mexico State* | W, 28-24 |
| N8 | Idaho* | W, 24-23 |
| N15 | at North Texas* | L, 14-58 |
| N22 | Middle Tennessee* | L, 14-24 |

IDAHO (3-9/3-4)

| | | |
|-----|----------------------|---------------|
| A30 | vs. Washington State | L, 0-25 |
| S6 | Eastern Washington | L, 5-8 |
| S13 | Boise State | L, 10-24 |
| S20 | at Washington | L, 14-45 |
| S27 | at Montana | L, 28-41 |
| O4 | at New Mexico State* | W, 35-31 |
| O11 | North Texas* | L, 14-24 |
| O18 | Middle Tennessee* | L, 21-28 (OT) |
| O25 | at Louisiana* | L, 20-31 |
| N8 | at Arkansas State* | L, 23-24 |
| N15 | at ULM* | W, 58-20 |
| N22 | Utah State* | W, 20-13 |

LOUISIANA (4-8/4-3)

| | | |
|-----|-------------------------|---------------|
| A30 | at South Carolina | L, 7-14 |
| S6 | Louisiana Tech** | L, 3-34 |
| S13 | Houston | L, 14-21 |
| S20 | at Minnesota | L, 14-48 |
| S27 | at North Texas* | L, 23-44 |
| O4 | at Oklahoma State | L, 3-56 |
| O11 | ULM* | L, 42-45 |
| O16 | New Mexico State* | W, 26-24 |
| O25 | Idaho* | W, 31-20 |
| N1 | at Southern Mississippi | L, 3-48 |
| N8 | FIU** | W, 43-10 |
| N15 | at Middle Tennessee* | W, 57-51 (OT) |

ULM (1-11/1-6)

| | | |
|-----|--------------------|----------|
| A30 | at Louisiana State | L, 7-49 |
| S6 | Stephen F. Austin | L, 21-23 |
| S13 | at Mississippi | L, 14-59 |
| S20 | Northwestern State | L, 10-14 |
| S27 | at Utah State* | L, 10-28 |
| O4 | at Arkansas State* | L, 41-44 |
| O11 | at Louisiana* | W, 45-42 |
| O25 | New Mexico State* | L, 14-21 |
| N1 | at Auburn | L, 7-73 |
| N8 | North Texas* | L, 26-28 |
| N15 | Idaho* | L, 20-58 |
| N22 | at Troy** | L, 24-28 |

MIDDLE TENNESSEE (4-8/4-3)

| | | |
|-----|--------------------|---------------|
| A28 | Florida Atlantic | L, 19-20 |
| S6 | at Georgia | L, 10-29 |
| S13 | at Clemson | L, 14-37 |
| S20 | at Missouri | L, 40-41 (OT) |
| O4 | Temple | L, 36-44 |
| O11 | New Mexico State* | W, 35-18 |
| O18 | at Idaho* | W, 28-21 (OT) |
| O25 | North Texas* | L, 28-33 |
| N1 | at Utah State* | L, 20-41 |
| N8 | Troy** | W, 27-20 |
| N15 | Louisiana* | L, 51-57 (OT) |
| N22 | at Arkansas State* | W, 24-14 |

NEW MEXICO STATE (3-9/2-5)

| | | |
|-----|----------------------|----------|
| A31 | at Texas | L, 7-66 |
| S6 | Western New Mexico | W, 48-3 |
| S13 | at Oregon State | L, 16-28 |
| S27 | at New Mexico | L, 17-24 |
| O4 | Idaho* | L, 31-35 |
| O11 | at Middle Tennessee* | L, 18-35 |
| O16 | at Louisiana* | L, 24-26 |
| O25 | at ULM* | W, 21-14 |
| N1 | Arkansas State* | L, 24-28 |
| N6 | Utah State* | W, 26-21 |
| N15 | at Arkansas | L, 20-48 |
| N25 | North Texas* | L, 10-13 |

NORTH TEXAS (9-4/7-0)

| | | |
|-----|----------------------|----------|
| A30 | at Oklahoma | L, 3-37 |
| S6 | Baylor | W, 52-14 |
| S13 | at Air Force | L, 21-34 |
| S20 | at Arkansas | L, 7-31 |
| S27 | Louisiana* | W, 44-23 |
| O11 | at Idaho* | W, 24-14 |
| O18 | Utah State* | W, 37-27 |
| O25 | at Middle Tennessee* | W, 33-28 |
| O30 | Troy | W, 21-0 |
| N8 | at ULM* | W, 28-26 |
| N15 | Arkansas State* | W, 58-14 |
| N25 | at New Mexico State* | W, 13-10 |
| D16 | \$ vs. Memphis | L, 17-27 |
| | \$ New Orleans Bowl | |

UTAH STATE (3-9/3-4)

| | | |
|-----|----------------------|----------|
| A28 | at Utah | L, 20-40 |
| S6 | at Nebraska | L, 7-31 |
| S13 | at Arizona State | L, 16-26 |
| S27 | ULM* | W, 28-10 |
| O4 | at New Mexico | L, 7-34 |
| O11 | Wyoming | L, 21-48 |
| O18 | at North Texas* | L, 27-37 |
| O25 | Arkansas State* | W, 49-0 |
| N1 | Middle Tennessee* | W, 41-20 |
| N8 | at New Mexico State* | L, 21-26 |
| N15 | Troy** | L, 14-23 |
| N22 | at Idaho* | L, 13-20 |

2002 FINAL STANDINGS

| | Conference | | | | | Overall | | | | | | |
|---------------------|------------|-------|-----|-----|--------|---------|------|-----|-----|-----|-----|--------|
| | W-L | Pct. | H | A | Streak | W-L | Pct. | PF | PA | H | A | Streak |
| *\$ North Texas | 6-0 | 1.000 | 3-0 | 3-0 | W6 | 8-5 | .615 | 249 | 192 | 4-1 | 4-4 | W7 |
| \$ New Mexico State | 5-1 | .833 | 3-0 | 2-1 | W1 | 7-5 | .583 | 327 | 328 | 5-0 | 2-5 | W1 |
| Arkansas State | 3-3 | .500 | 1-2 | 2-1 | W1 | 6-7 | .462 | 259 | 361 | 4-3 | 2-4 | W1 |
| Middle Tennessee | 2-4 | .333 | 2-1 | 0-3 | L1 | 4-8 | .333 | 297 | 332 | 3-2 | 1-6 | W1 |
| ULM | 2-4 | .333 | 3-3 | 0-6 | W1 | 3-9 | .250 | 236 | 451 | 2-1 | 0-3 | W1 |
| Louisiana | 2-4 | .333 | 2-1 | 0-3 | L1 | 3-9 | .250 | 203 | 352 | 3-2 | 0-7 | L2 |
| Idaho | 1-5 | .167 | 1-2 | 0-3 | W4 | 2-10 | .167 | 285 | 428 | 2-3 | 0-7 | W4 |

* -- Sun Belt Conference regular season champions; \$ -- Bowl-eligible

ARKANSAS STATE (6-7/3-3)

| | | |
|-----|--------------------|----------|
| A25 | at Virginia Tech | L, 7-63 |
| A31 | vs. San Jose State | L, 14-33 |
| S7 | Tulsa | W, 21-19 |
| S14 | at Illinois | L, 7-59 |
| S21 | at ULM* | W, 33-21 |
| S28 | Tennessee-Martin | W, 30-10 |
| O5 | Middle Tennessee* | W, 13-7 |
| O12 | at Mississippi | L, 17-52 |
| O19 | North Texas* | L, 10-13 |
| O26 | New Mexico State* | L, 21-26 |
| N2 | Southern Utah | W, 38-16 |
| N9 | at Louisiana* | L, 10-13 |
| N16 | at Idaho* | W, 38-29 |

IDAHO (2-10/1-5)

| | | |
|-----|---------------------|----------|
| A31 | at Boise State | L, 21-28 |
| S7 | at Washington State | L, 14-49 |
| S14 | at Oregon | L, 21-58 |
| S21 | San Diego State | W, 48-38 |
| S28 | at Washington | L, 27-41 |
| O5 | Montana | L, 31-38 |
| O12 | at ULM* | L, 14-34 |
| O26 | Middle Tennessee* | W, 21-18 |
| N2 | at Louisiana* | L, 28-31 |
| N9 | at North Texas* | L, 0-10 |
| N16 | Arkansas State* | L, 29-38 |
| N23 | New Mexico State* | L, 31-35 |

LOUISIANA (3-9/2-4)

| | | |
|-----|----------------------|----------|
| A31 | at Texas A&M | L, 7-31 |
| S7 | Minnesota | L, 11-35 |
| S14 | at Houston | L, 17-36 |
| S21 | UAB | W, 34-0 |
| O5 | at Louisiana State | L, 0-48 |
| O12 | at New Mexico State* | L, 28-31 |
| O19 | at Middle Tennessee* | L, 35-48 |
| O26 | North Texas* | L, 0-27 |
| N2 | Idaho* | W, 31-28 |
| N9 | Arkansas State* | W, 13-10 |
| N16 | at Arkansas | L, 17-24 |
| N23 | at ULM* | L, 10-34 |

ULM (3-9/2-4)

| | | |
|-----|----------------------|----------------|
| A31 | at Mississippi | L, 3-31 |
| S7 | at Kansas State | L, 0-68 |
| S14 | McNeese State | L, 19-24 |
| S21 | Arkansas State* | L, 21-33 |
| O5 | Tulane | L, 9-52 |
| O12 | Idaho* | W, 34-14 |
| O19 | at New Mexico State* | L, 21-34 |
| O26 | Utah State | W, 51-48 (2ot) |
| N2 | at North Texas* | L, 2-41 |
| N9 | at Auburn | L, 14-52 |
| N16 | at Middle Tennessee* | L, 28-44 |
| N23 | Louisiana* | W, 34-10 |

MIDDLE TENNESSEE (4-8/2-4)

| | | |
|-----|----------------------|----------|
| A31 | at Alabama | L, 34-39 |
| S7 | at Tennessee | L, 3-26 |
| S21 | at Kentucky | L, 22-44 |
| S28 | Southeast Missouri | L, 14-24 |
| O5 | at Arkansas State* | L, 7-13 |
| O12 | at Vanderbilt | W, 21-20 |
| O19 | Louisiana* | W, 48-35 |
| O26 | at Idaho* | L, 18-21 |
| N2 | at New Mexico State* | L, 21-24 |
| N16 | ULM* | W, 44-28 |
| N23 | North Texas* | L, 20-30 |
| N30 | Utah State | W, 45-28 |

NEW MEXICO STATE (7-5/5-1)

| | | |
|-----|--------------------|----------|
| A31 | at South Carolina | L, 24-34 |
| S7 | at California | L, 13-34 |
| S21 | New Mexico | W, 24-13 |
| S28 | at Georgia | L, 10-41 |
| O5 | UTEP | W, 49-14 |
| O12 | Louisiana* | W, 31-28 |
| O19 | ULM* | W, 34-21 |
| O26 | at Arkansas State* | W, 26-21 |
| N2 | Middle Tennessee* | W, 24-21 |
| N9 | at Utah State | L, 30-32 |
| N16 | at North Texas* | L, 27-38 |
| N23 | at Idaho* | W, 35-31 |

NORTH TEXAS (8-5/6-0)

| | | |
|-----|----------------------|----------|
| A31 | at Texas | L, 0-27 |
| S7 | Nicholls State | W, 23-0 |
| S14 | at Alabama | L, 7-33 |
| S21 | at Texas Christian | L, 10-16 |
| S28 | at Arizona | L, 17-24 |
| O5 | South Florida | L, 17-24 |
| O19 | at Arkansas State* | W, 13-10 |
| O26 | at Louisiana* | W, 27-0 |
| N2 | ULM* | W, 41-2 |
| N9 | Idaho* | W, 10-0 |
| N16 | New Mexico State* | W, 38-27 |
| N23 | at Middle Tennessee* | W, 30-20 |
| D17 | \$ vs. Cincinnati | W, 24-19 |
| | \$ New Orleans Bowl | |

| | Conference | | | | | Overall | | | | | | |
|----------------------|------------|------|-----|-----|--------|---------|------|-----|-----|-----|-----|--------|
| | W-L | Pct. | H | A | Streak | W-L | Pct. | PF | PA | H | A | Streak |
| *\$North Texas | 5-1 | .833 | 3-0 | 2-1 | W5 | 5-7 | .455 | 275 | 293 | 3-2 | 2-4 | L1 |
| *\$ Middle Tennessee | 5-1 | .833 | 3-0 | 2-1 | W2 | 8-3 | .727 | 408 | 286 | 5-0 | 3-3 | W1 |
| New Mexico State | 4-2 | .667 | 2-1 | 2-1 | W2 | 5-7 | .417 | 286 | 400 | 3-5 | 2-2 | L1 |
| Louisiana | 2-4 | .333 | 1-2 | 1-2 | L2 | 3-8 | .273 | 234 | 365 | 2-3 | 1-5 | L3 |
| ULM | 2-4 | .333 | 1-2 | 1-2 | W2 | 2-9 | .182 | 148 | 351 | 1-4 | 1-5 | L1 |
| Arkansas State | 2-4 | .333 | 2-1 | 0-3 | L3 | 2-9 | .182 | 177 | 357 | 2-4 | 0-5 | L4 |
| Idaho | 1-5 | .167 | 1-2 | 0-3 | L1 | 1-10 | .091 | 313 | 495 | 1-4 | 0-6 | L2 |

* -- Sun Belt Conference regular season co-champions; \$ -- Bowl-eligible

ARKANSAS STATE (2-9/2-4)

| | | |
|-----|----------------------|----------|
| S1 | at Georgia | L, 17-45 |
| S8 | at Baylor | L, 3-24 |
| S22 | Jacksonville State | L, 28-31 |
| O6 | Mississippi | L, 17-35 |
| O13 | Louisiana* | W, 26-20 |
| O20 | at North Texas* | L, 0-45 |
| O27 | Idaho* | W, 34-31 |
| N3 | at Middle Tennessee* | L, 6-54 |
| N10 | at New Mexico State* | L, 17-28 |
| N17 | ULM* | L, 7-16 |
| N22 | Nicholls State | L, 22-28 |

IDAHO (1-10/1-5)

| | | |
|-----|----------------------|----------------|
| A30 | Washington State | L, 7-36 |
| S8 | at Arizona | L, 29-36 |
| S22 | at Washington | L, 3-53 |
| S29 | Boise State | L, 13-45 |
| O6 | at Middle Tennessee* | L, 58-70 |
| O13 | at New Mexico State* | L, 39-46 |
| O20 | Louisiana* | L, 37-54 |
| O27 | at Arkansas State* | L, 31-34 |
| N3 | ULM* | W, 42-38 |
| N17 | North Texas* | L, 27-50 |
| N24 | at Montana | L, 27-33 (2ot) |

LOUISIANA (3-8/2-4)

| | | |
|-----|----------------------|----------|
| S1 | Nicholls State | W, 20-0 |
| S8 | at Minnesota | L, 14-44 |
| S22 | Southern Mississippi | L, 10-35 |
| S29 | Middle Tennessee* | L, 9-26 |
| O6 | at Arizona State | L, 27-63 |
| O13 | at Arkansas State* | L, 20-26 |
| O20 | at Idaho* | W, 54-37 |
| O27 | ULM* | W, 17-12 |
| N10 | at North Texas* | L, 17-42 |
| N17 | New Mexico State* | L, 46-49 |
| N24 | at Central Florida | L, 0-31 |

ULM (2-9/2-4)

| | | |
|-----|--------------------|----------|
| S1 | Sam Houston State | L, 9-20 |
| S8 | at Florida | L, 6-55 |
| S22 | Middle Tennessee* | L, 20-38 |
| S29 | New Mexico State* | L, 0-31 |
| O6 | North Texas* | W, 19-17 |
| O20 | at Central Florida | L, 6-38 |
| O27 | at Louisiana* | L, 12-17 |
| N3 | at Idaho* | W, 34-31 |
| N10 | Troy | L, 12-44 |
| N17 | at Arkansas State* | W, 16-7 |
| D1 | at Cincinnati | L, 10-42 |

MIDDLE TENNESSEE (8-3/5-1)

| | | |
|-----|--------------------|----------|
| A30 | at Vanderbilt | W, 37-28 |
| S8 | Troy | W, 54-17 |
| S22 | at ULM* | W, 38-20 |
| S29 | at Louisiana* | W, 26-9 |
| O6 | Idaho* | W, 70-58 |
| O13 | at North Texas* | L, 21-24 |
| O20 | at Mississippi | L, 17-45 |
| O27 | New Mexico State* | W, 39-35 |
| N3 | Arkansas State* | W, 54-6 |
| N10 | at Louisiana State | L, 14-30 |
| N17 | Connecticut | W, 38-14 |

NEW MEXICO STATE (5-7/4-2)

| | | |
|-----|----------------------|----------|
| A23 | at Louisville | L, 24-45 |
| S1 | at Texas | L, 7-41 |
| S8 | Oregon State | L, 22-27 |
| S22 | at Kansas State | L, 0-64 |
| S29 | at ULM* | W, 31-0 |
| O6 | at Tulsa | W, 24-7 |
| O13 | Idaho* | W, 46-39 |
| O27 | at Middle Tennessee* | L, 35-39 |
| N3 | North Texas* | L, 20-22 |
| N10 | Arkansas State* | W, 28-17 |
| N17 | at Louisiana* | W, 49-46 |
| N24 | at New Mexico | L, 0-54 |

NORTH TEXAS (5-7/5-1)

| | | |
|---------------------|-----------------------|----------|
| S1 | TCU | L, 5-19 |
| S8 | at Oklahoma | L, 10-37 |
| S22 | Texas Tech | L, 14-42 |
| S29 | at South Florida | L, 10-28 |
| O6 | at ULM* | L, 17-19 |
| O13 | Middle Tennessee* | W, 24-21 |
| O20 | Arkansas State* | W, 45-0 |
| N3 | at New Mexico State* | W, 22-20 |
| N10 | Louisiana* | W, 42-17 |
| N17 | at Idaho* | W, 50-27 |
| D1 | at Troy | L, 16-18 |
| D18 | \$ vs. Colorado State | L, 20-45 |
| \$ New Orleans Bowl | | |

ALL-TIME SUN BELT STANDINGS

ALL-TIME SUN BELT STANDINGS (SORTED BY TOTAL WINS)

| School | Wins | Losses | % | Years in Sun Belt |
|-------------------------|------|--------|-------|-------------------|
| Troy | 101 | 60 | 0.627 | 21 |
| * Arkansas State | 96 | 78 | 0.552 | 24 |
| ^ Louisiana | 93 | 66 | 0.585 | 24 |
| ULM | 74 | 106 | 0.411 | 24 |
| App State | 66 | 22 | 0.750 | 11 |
| % Middle Tennessee | 50 | 37 | 0.575 | 12 |
| # Georgia Southern | 48 | 39 | 0.552 | 11 |
| South Alabama | 42 | 61 | 0.408 | 13 |
| % North Texas | 39 | 40 | 0.494 | 11 |
| Georgia State | 34 | 61 | 0.358 | 12 |
| Coastal Carolina | 34 | 30 | 0.531 | 8 |
| Texas State | 29 | 66 | 0.305 | 12 |
| % Florida Atlantic | 26 | 34 | 0.433 | 8 |
| % New Mexico State | 25 | 33 | 0.431 | 9 |
| % Florida International | 23 | 37 | 0.383 | 8 |
| % WKU | 21 | 23 | 0.477 | 5 |
| % Idaho | 20 | 38 | 0.345 | 9 |
| James Madison | 17 | 7 | 0.708 | 3 |
| Marshall | 15 | 9 | 0.625 | 3 |
| Old Dominion | 11 | 13 | 0.458 | 3 |
| Southern Miss | 6 | 18 | 0.250 | 3 |
| % Utah State | 6 | 12 | 0.333 | 2 |

ALL-TIME SUN BELT STANDINGS (SORTED BY WINNING %)

| School | Wins | Losses | % | Years in Sun Belt |
|-------------------------|------|--------|-------|-------------------|
| App State | 66 | 22 | 0.750 | 11 |
| James Madison | 17 | 7 | 0.708 | 3 |
| Troy | 101 | 60 | 0.627 | 21 |
| Marshall | 15 | 9 | 0.625 | 3 |
| ^ Louisiana | 93 | 66 | 0.585 | 24 |
| % Middle Tennessee | 50 | 37 | 0.575 | 12 |
| * Arkansas State | 96 | 78 | 0.552 | 24 |
| # Georgia Southern | 48 | 39 | 0.552 | 11 |
| Coastal Carolina | 34 | 30 | 0.531 | 8 |
| % North Texas | 39 | 40 | 0.494 | 11 |
| % WKU | 21 | 23 | 0.477 | 5 |
| Old Dominion | 11 | 13 | 0.458 | 3 |
| % Florida Atlantic | 26 | 34 | 0.433 | 8 |
| % New Mexico State | 25 | 33 | 0.431 | 9 |
| ULM | 74 | 106 | 0.411 | 24 |
| South Alabama | 42 | 61 | 0.408 | 13 |
| % Florida International | 23 | 37 | 0.383 | 8 |
| Georgia State | 34 | 61 | 0.358 | 12 |
| % Idaho | 20 | 38 | 0.345 | 9 |
| % Utah State | 6 | 12 | 0.333 | 2 |
| Texas State | 29 | 66 | 0.305 | 12 |
| Southern Miss | 6 | 18 | 0.250 | 3 |

% denotes former member; * Arkansas State vacated wins from the 2005 and 2006 seasons due to NCAA violations (on-field record is 88-61 (.591)); ^ Louisiana vacated wins from the 2011, 2012, 2013, and 2014 seasons due to NCAA violations (on-field record is 85-64 (.570)); # Georgia Southern vacated one win from the 2014 season due to NCAA violations (on-field record is 43-37 (.538)).

NFL DRAFT HISTORY

| By School | Total |
|------------------|-----------|
| Louisiana | 19 |
| Troy | 13 |
| Arkansas State | 9 |
| App State | 8 |
| FIU | 6 |
| Middle Tennessee | 5 |
| Georgia Southern | 4 |
| ULM | 4 |
| South Alabama | 4 |
| Coastal Carolina | 3 |
| Florida Atlantic | 3 |
| Georgia State | 3 |
| Old Dominion | 3 |
| WKU | 3 |
| Marshall | 3 |
| Texas State | 2 |
| Idaho | 1 |
| New Mexico State | 1 |
| North Texas | 1 |
| Southern Miss | 1 |
| Utah State | 1 |
| TOTAL | 97 |

| By Year | Total |
|--------------|-----------|
| 2002 | 2 |
| 2003 | 4 |
| 2004 | 4 |
| 2005 | 3 |
| 2006 | 0 |
| 2007 | 5 |
| 2008 | 3 |
| 2009 | 2 |
| 2010 | 7 |
| 2011 | 5 |
| 2012 | 6 |
| 2013 | 4 |
| 2014 | 4 |
| 2015 | 3 |
| 2016 | 3 |
| 2017 | 5 |
| 2018 | 3 |
| 2019 | 1 |
| 2020 | 7 |
| 2021 | 4 |
| 2022 | 6 |
| 2023 | 9 |
| 2024 | 6 |
| 2025 | 1 |
| TOTAL | 91 |

NFL DRAFT PICKS & FREE AGENTS BY YEAR

2025

Mike Green, DL, Marshall - 2nd, #59, Baltimore Ravens.

2024

Rasheen Ali, RB, Marshall - 5th, #165, Baltimore Ravens; Javon Solomon, E, Troy - 5th, #168, Buffalo Bills; Kimani Vidal, RB, Troy - 6th, #181, Los Angeles Chargers; Micah Abraham, CB, Marshall - 6th, #201, Indianapolis Colts; Travis Glover, OL, Georgia State - 6th, #202, Green Bay Packers; Nathan Thomas, OL, Louisiana - 7th, #233, Dallas Cowboys.

2023

Nick Saldiveri, OL, Old Dominion - 4th, #103, New Orleans Saints; Jake Andrews, OL, Troy - 4th, #107, New England Patriots; Darrell Luter, Jr., DB, South Alabama - 5th, #155, San Francisco Giants; Nick Hampton, E, App State - 5th, #161, Los Angeles Chargers; Eric Scott, DB, Southern Miss - 6th, #178, Dallas Cowboys; Tre Hawkins III, DB, Old Dominion - 6th, 209, New York Giants; Zack Kuntz, TE, Old Dominion - 7th, #220, New York Jets; Cooper Hodges, OL, App State - 7th, #226, Jacksonville Jaguars; Andre Jones, E, Louisiana - 7th, #233, Washington Commanders.

2022

Jalen Tolbert, WR, South Alabama - 3rd, #88, Dallas Cowboys; Max Mitchell, OL, Louisiana - 4th, #111, New York Jets; Percy Butler, S, Louisiana - 4th, #113, Washington Commanders; Isaiah Likely, TE, Coastal Carolina - 4th, #139, Baltimore Ravens; D'Marco Jackson, LB, App State - 5th, #161, New Orleans Saints; Jeffrey Gunter, EDGE, Coastal Carolina - 7th, #252, Cincinnati Bengals.

2021

Shemar Jean-Charles, DB, App State - 5th, #178, Green Bay Packers; Tarron Jackson, DL, Coastal Carolina, 6th, #191, Philadelphia Eagles; Elijah Mitchell, RB, Louisiana, 6th, #194, San Francisco 49ers; Kawaan Baker, South Alabama, 7th, #255, New Orleans Saints.

2020

Robert Hunt, OL, Louisiana - 2nd, #39, Miami Dolphins; Darrynton Evans, RB, App State, 3rd, 93rd, Tennessee Titans; Akeem Davis-Gaither, LB, App State, 4th, #107, Cincinnati Bengals; Kevin Dotson, OL, Louisiana, 4th, #135, Pittsburgh Steelers; Kindle Vildor, DB, Georgia Southern, 5th, #163, Chicago Bears; Tyler Bass, PK, Georgia Southern, 6th, #188, Buffalo Bills; Raymond Calais, RB, Louisiana, 7th, #245, Tampa Bay Buccaneers. **FREE AGENTS:** Jordan Fehr, LB, App State (Minnesota Vikings); Josh Thomas, DB, App State (Buffalo Bills); Omar Bayless, WR, Arkansas State (Carolina Panthers); Darreon Jackson, DB, Arkansas State (Los Angeles Rams); Kirk Merritt, WR, Arkansas State (Miami Dolphins); Sterling Johnson, DL, Coastal Carolina (New York Jets); Donald Rutledge Jr., DB, Georgia Southern (Indianapolis Colts); Hunter Atkinson, OL, Georgia State (Atlanta Falcons); Brandon Wright, P, Georgia State (Jacksonville Jaguars); Ja'Marcus Bradley, WR, Louisiana (Cleveland Browns); Michael Jacquet III, DB, Louisiana (Philadelphia Eagles); Travis Reed, DB, South Alabama (Indianapolis Colts); Jeffery Whatley, DL, South Alabama (Cleveland Browns); Aaron Brewer, OL, Texas State (Tennessee Titans); Frankie Griffin, DB, Texas State (Green Bay Packers); Bryan London, LB, Texas State (Los Angeles Rams); Will Sunderland, DB, Troy (Green Bay Packers); Marcus Webb, DL, Troy (Seattle Seahawks).

2019

Marcus Green, RB, ULM - 6th, #203, Atlanta Falcons. **FREE AGENTS:** Jalin Moore, RB, App State (New York Jets); MyQuon Stout, DL, App State (New York Jets); Austin Exford, S, App State (Houston Texans); Tae Hayes, CB, App State (Jacksonville Jaguars); Clifton Duck, CB, App State (Chicago Bears); Lanard Bonner, OL, Arkansas State (Atlanta Falcons); Kendrick Edwards, WR, Arkansas State (Washington Redskins); Justin McInnis, WR, Arkansas State (Indianapolis Colts); Justice Hansen, QB, Arkansas State - Cleveland Browns; Anthony Chesley, DB, Coastal Carolina (Cincinnati Bengals); Malcom Williams, WR, Coastal Carolina (New York Giants); Ellis Richardson, TE, Georgia Southern (Chicago Bears); Wesley Fields, RB, Georgia Southern (San Francisco 49ers); Joshua Moon, S, Georgia Southern (Jacksonville Jaguars); Sean Freeman, S, Georgia Southern (Atlanta Falcons); Curtis Rainey, OL, Georgia Southern (Atlanta Falcons); Penny Hart, WR, Georgia State (Indianapolis Colts); Chase

NFL DRAFT AND FREE AGENCY

Middleton, LB, Georgia State (Houston Texans); Corey Turner, S, Louisiana (Indianapolis Colts); Raheem Malone, WR, Louisiana (Indianapolis Colts); Bull Barge, LB, South Alabama (Minnesota Vikings); Jamarius Way, WR, South Alabama, Green Bay Packers); Keenen Brown, TE, Texas State (Los Angeles Rams); Trevon Sanders, DL, Troy (New York Jets); Blace Brown, CB, Troy (San Francisco 49ers); Damion Willis, WR, Troy (Cincinnati Bengals); Deondre Douglas, WR, Troy (Chicago Bears).

2018

Tracy Walker, DB, Louisiana - 3rd, #82, Detroit Lions; Colby Gossett, OL, App State - 6th, #213, Minnesota Vikings; Simeon Thomas, DB, Louisiana - 6th, #188, Cleveland Browns. **FREE AGENTS:** Dee Linder, DT, Arkansas State (Kansas City Chiefs); Blake Mack, TE, Arkansas State (Kansas City Chiefs); JaVon Rolland-Jones, DE, Arkansas State (Cincinnati Bengals); Eric Boggs, LB, App State (New York Jets); AJ Howard, DB, App State (Arizona Cardinals); Beau Nunn, OL, App State (Detroit Lions); Mackendy Cheridor, DL, Georgia State (Atlanta Falcons); BJ Clay, DB, Georgia State (Los Angeles Chargers); Chandon Sullivan, DB, Georgia State (Philadelphia Eagles); Kevon Perry, DT, Louisiana (Baltimore Ravens); Larry Rose, RB, New Mexico State (Tennessee Titans); Quinton Lane, DB, South Alabama (Baltimore Ravens); Jeremy Reaves, DB, South Alabama (Philadelphia Eagles); Darrell Songy, DT, South Alabama (New Orleans Saints); Easy Anyama, DL, Texas State (Seattle Seahawks); Jordan Chunn, RB, Troy (Dallas Cowboys); Brandon Silvers, QB, Troy (New Orleans Saints).

2017

Gerald Everett, TE, South Alabama - 2nd, #44, Los Angeles Rams; Antonio Garcia, OT, Troy - 3rd, #85, New England Patriots; Ukeme Eligwe, LB, Georgia Southern - 5th, #183, Kansas City Chiefs; Elijah McGuire, RB, Louisiana - 6th, #188, New York Jets; Robert Davis, WR, Georgia State - 6th, #209, Washington Redskins. **FREE AGENTS:** Parker Collins, OL, App State (Jacksonville Jaguars); Kennan Gilchrist, OLB, App State (Dallas Cowboys); Alex Grey, S, App State (Tampa Bay Buccaneers); Chris Odom, DE, Arkansas State (Atlanta Falcons); Sam Ekwonike, G, Arkansas State (New York Giants); Voghens Larrieux, OT, Arkansas State (Buffalo Bills); Richie Sampson, S, Arkansas State (Minnesota Vikings); Alex Scearce, LB, Arkansas State (Chicago Bears); Chase Tidwell, OT, Arkansas State (Seattle Seahawks); Matt Breida, RB, Georgia Southern (San Francisco 49ers); Montay Crockett, WR, Georgia Southern (Green Bay Packers); Bernard Dawson, DE, Georgia Southern (Seattle Seahawks); Ironhead Gallon, LB, Georgia Southern (Arizona Cardinals); BJ Johnson III, WR, Georgia Southern (San Francisco 49ers); Younghoe Koo, K, Georgia Southern (Los Angeles Chargers); Andy Kwon, OL, Georgia Southern (Arizona Cardinals); Tueni Lupeamanu, OL, Idaho (Jacksonville Jaguars); Austin Rekhov, P, Idaho (Buffalo Bills); Eddie Gordon, OL, Louisiana (Carolina Panthers); Anthony Jennings, QB, Louisiana (New York Jets); Otha Peters, LB, Louisiana (Seattle Seahawks); Al Riles, WR, Louisiana (Seattle Seahawks); Anthony McMeans, OL, New Mexico State (Los Angeles Rams); Josh Magee, WR, South Alabama (Atlanta Falcons).

2016

Ronald Blair, DE, App State - 5th, #142, San Francisco 49ers; Trey Caldwell, DB, ULM - 5th, #173, Cleveland Browns; Antwione Williams, LB, Georgia Southern - 5th, #169, Detroit Lions. **FREE AGENTS:** Bobo Beathard, WR, App State (Arizona Cardinals); Davante Harris, OL, App State (Indianapolis Colts); Malachi Jones, WR, App State (Atlanta Falcons); Simms McElfresh, WR, App State (Detroit Lions); Doug Middleton, DB, App State (New York Jets); Darion Griswold, TE, Arkansas State (Indianapolis Colts); J.D. McKissic, WR, Arkansas State (Atlanta Falcons); Antonio Glover, DB, Georgia Southern (Denver Broncos); Derek Keaton, WR/RS, Georgia Southern (Chicago Bears); Wil Lutz, PK, Georgia State (Baltimore Ravens); Jamal Robinson, WR, Louisiana (Jacksonville Jaguars); Dominique Tovell, LB, Louisiana (New Orleans Saints); Darzil Washington, LB, Louisiana (Seattle Seahawks); Mykhael Quave, OL,

Louisiana (New York Giants); Donovan Williams, OL, Louisiana (Chicago Bears); Rashon Ceaser, WR, ULM (Tennessee Titans); Winston Rose, WR, New Mexico State (Los Angeles Rams); Braedon Bowman, TE, South Alabama (Jacksonville Jaguars); Adrian Bellard, OL, Texas State (Chicago Bears); David Mims II, DB, Texas State (Atlanta Falcons); Lawrence White, WR, Texas State (Oakland Raiders); Brandon Burks, RB, Troy (Green Bay Packers).

2015

Craig Mager, DB, Texas State - 3rd, #83, San Diego Chargers; David Mayo, LB, Texas State - 5th, #169, Carolina Panthers; Christian Ringo, DL, Louisiana - 6th, #210, Green Bay Packers. **FREE AGENTS:** Kendall Lamm, OT, App State (Houston Texans); Edwin Jackson (Georgia Southern, LB (Arizona Cardinals); Jesse Davis, OT, Idaho (Seattle Seahawks); Justin Hamilton, DL, Louisiana (Buffalo Bills); Alonzo Harris, RB, Louisiana (Green Bay Packers); Daniel Quave, OL, Louisiana (Dallas Cowboys); Justin Manton, K, ULM (Baltimore Ravens); Valerian Ume-Ezeoke, OL, New Mexico State (Atlanta Falcons); Brandon Bridge, QB, South Alabama (Dallas Cowboys); Wes Saxton, South Alabama, TE (New York Jets); Will Johnson, P, Texas State (Houston Texans); Terrence Jones, OL, Troy (Baltimore Ravens); Chandler Worthy, Troy, WR (Houston Texans).

2014

Ryan Carrethers, DL, Arkansas State - 5th, #165, San Diego Chargers; Ulrick John, LB, Georgia State - 7th, #232, Indianapolis Colts; Andrew Jackson, LB, WKU - 6th, #203, Indianapolis Colts; Jonathan Dowling, DB, WKU - 7th, #247, Oakland Raiders. **FREE AGENTS:** Julian Jones, WR, Arkansas State (Atlanta Falcons); Albert Wilson, WR, Georgia State (Kansas City Chiefs); Jacob Maxwell, TE, Louisiana (Detroit Lions); Brandon McCray, DL, Louisiana (New Orleans Saints); Darryl Surgent, WR, Louisiana (Kansas City Chiefs); Josh Allen, C, ULM (Tampa Bay Buccaneers); Je'Ron Hamm, TE, ULM (New Orleans Saints); Antonio Andrews, RB, WKU (Tennessee Titans); Xavius Boyd, LB, WKU (Baltimore Ravens).

2013

Johnathan Cyprien, S, FIU - 2nd, #33, Jacksonville Jaguars; Quanterus Smith, DE, WKU - 5th, #146, Denver Broncos; Tourek Williams, DE, FIU - 6th, #179, San Diego Chargers; Don Jones, S, Arkansas State - 7th, #250, Miami Dolphins. **FREE AGENTS:** Jose Cheeseborough, CB, FIU (Baltimore Ravens); Junior Mertile, CB, FIU (New York Giants); Caylin Hauptmann, OT, FIU (Cleveland Browns); Brett Baer, K, Louisiana (St. Louis Rams); Cordian Hagans, DE, Louisiana (Pittsburgh Steelers); Javone Lawson, WR, Louisiana (Arizona Cardinals); Emeka Onyenekwu, DE, Louisiana (Miami Dolphins); Melvina White, DB, Louisiana (Carolina Panthers); Keavon Milton, TE, Louisiana-Monroe (New Orleans Saints); Benny Cunningham, RB, Middle Tennessee (St. Louis Rams); Jajuan Harley, S, Middle Tennessee (Seattle Seahawks); Micah James, C, Middle Tennessee (Atlanta Falcons); Kyle Wilborn, OL, Troy (Washington Redskins); Chip Reeves, WR, Troy (Washington Redskins); Brynden Trawick, S, Troy (Baltimore Ravens); Kanorris Davis, LB, Troy (New England Patriots); BJ Scott, DB, South Alabama (Chicago Bears); Adam Smith, OL, WKU (Tampa Bay Buccaneers).

2012

Demario Davis, LB, Arkansas State - 3rd, #77, New York Jets; Dwight Bentley, DB, Louisiana - 3rd, #85, Detroit Lions; TY Hilton, WR, FIU - 3rd, #92, Indianapolis Colts; Ladarius Green, TE, Louisiana - 4th, #110, San Diego Chargers; Jonathan Massaquoi, DE, Troy - 5th, #164, Atlanta Falcons; Alfred Morris, RB, Florida Atlantic - 6th, #173, Washington Redskins. **FREE AGENTS:** Kelcie McCray, S, Arkansas State (Miami Dolphins); Brandon Joiner, DE, Arkansas State (Cincinnati Bengals); Kevin Cyrille, DE, Florida Atlantic (Minnesota Vikings); Luther Ambrose, WR, ULM (Tampa Bay Buccaneers); Malcolm Beyah, WR, Middle Tennessee (New Orleans Saints); Colin Boss, OL, Middle Tennessee (Washington Redskins); Lance Dunbar, RB, North Texas

(Dallas Cowboys); James Brown, OL, Troy (Chicago Bears); Stanley Arukwe, WR, Troy (Arizona Cardinals); Bobby Rainey, RB, WKU (Baltimore Ravens); Darius Brooks, DB, WKU (Cincinnati Bengals).

2011

Rob Housler, TE, Florida Atlantic - 3rd, #69, Arizona Cardinals; Jerrel Jernigan, WR, Troy - 3rd, #83, New York Giants; Rod Issac, DB, Middle Tennessee - 5th, #147, Jacksonville Jaguars; Derek Newton, OL, Arkansas State - 7th, #214, Houston Texans; Anthony Gaitor, DB, FIU - 7th, #222, Tampa Bay Buccaneers. **FREE AGENTS:** Michael Lockley, LB, Florida Atlantic (Jacksonville Jaguars); Maurice Rolle, DB, Louisiana (Houston Texans); Phillip Tanner, RB, Middle Tennessee (Dallas Cowboys); Jamari Lattimore, LB, Middle Tennessee (Green Bay Packers); DuJuan Harris, RB, Troy; Jacksonville Jaguars; Mario Addison, LB, Troy (Chicago Bears).

2010

Alex Carrington, DE, Arkansas State - 3rd, #72, Buffalo Bills; Cameron Sheffield, DE, Troy - 5th, #142, Kansas City Chiefs; Hall Davis, DE, Louisiana - 5th, #149, St. Louis Rams; Rusty Smith, QB, Florida Atlantic - 6th, #176, Tennessee Titans; Jorrick Calvin, DB, Troy - 6th, #201, Arizona Cardinals; Levi Brown, QB, Troy - 7th, #209, Buffalo Bills; Chris McCoy, DL, Middle Tennessee - 7th, #212, Miami Dolphins. **FREE AGENTS:** Marcus Brown, DB, Arkansas State (Seattle Seahawks); Daylan Walker, DB, Arkansas State (Atlanta Falcons); Chris Bonner, WR, Florida Atlantic (Tampa Bay Buccaneers); Jason Harmon, TE, Florida Atlantic (Jacksonville Jaguars); William Rose, RB, Florida Atlantic (Tennessee Titans); Cardia Jackson, LB, ULM (St. Louis Rams); Aaron Morgan, DL, ULM (Jacksonville Jaguars); Danny Carmichael, LB, Middle Tennessee (Seattle Seahawks); Patrick Honeycutt, WR, Middle Tennessee (Denver Broncos); Brandon Perry, DL, Middle Tennessee (St. Louis Rams); Marcus Udell, DB, Middle Tennessee (Seattle Seahawks); Kevin Dixon, DL, Troy (Seattle Seahawks); Brandon Lang, DL, Troy (San Diego Chargers); Bear Woods, LB, Troy (Atlanta Falcons).

2009

Sherrod Martin, DB, Troy - 2nd, #59, Carolina Panthers; David Johnson, TE, Arkansas State - 7th, #241, Pittsburgh Steelers. **FREE AGENTS:** Frantz Joseph, LB, Florida Atlantic (Oakland Raiders); Marshall McDuffie, DB, FIU (Tampa Bay Buccaneers); Michael Desormeaux, QB, Louisiana (Jacksonville Jaguars); Jason Chery, WR/KR, Louisiana (Carolina Panthers); Trevor Jenkins, DT, Middle Tennessee (Philadelphia Eagles).

2008

Leodis McKelvin, DB/KR, Troy - 1st, #11, Buffalo Bills; Tyrell Johnson, DB, Arkansas State - 2nd, #43, Minnesota Vikings; Erik Walden, DE, Middle Tennessee - 6th, #167, Chicago Bears (Dallas Cowboys). **FREE AGENTS:** Darren Toney, DB, Arkansas State (Carolina Panthers); Khayyam Burns, DB, Arkansas State (Kansas City Chiefs); Mark Myers, K, Florida Atlantic (New York Jets); Taheem Acevedo, DB, Florida Atlantic (Kansas City Chiefs); Kyries Hebert, DB, Louisiana (Cincinnati Bengals); Joe Bradley, DE, Louisiana (Indianapolis Colts); Rodney Hardaway, DE, Louisiana (St. Louis Rams); Kyle Ward, DB, Louisiana (Green Bay Packers); Brandon Jackson, WR, North Texas (San Diego Chargers); Marcus Richardson, DE, Troy (Houston Texans); Chris Bradwell, DL, Troy (Tampa Bay Buccaneers); Elbert Mack, DB, Troy (Tampa Bay Buccaneers); Marcus Pittman, DL, Troy (New Orleans Saints).

2007

Brannon Condren, DB, Troy - 4th, #131, Indianapolis Colts; Antwan Barnes, LB, FIU - 4th, #134, Baltimore Ravens; Kevin Payne, DB, ULM - 5th, #167, Chicago Bears; Oren O'Neal, FB, Arkansas State - 6th, #175 (Oakland Raiders); Chandler Williams, WR, FIU - 7th, #233 (Minnesota Vikings). **FREE AGENTS:** Nello Faulk, OT, Florida Atlantic (Jacksonville Jaguars); Chris Smith, LB, FIU

(Philadelphia Eagles); Michael Adams, DB, Louisiana (Arizona Cardinals); Jerry Babb, QB, Louisiana (Green Bay Packers); Chaz Williams, DB, ULM (Tampa Bay Buccaneers).

2006

FREE AGENTS: Shemar Bracy, RB, Arkansas State (Green Bay Packers); Nick Noce, QB, Arkansas State (Dallas Cowboys); Antonio Warren, RB, Arkansas State (Cleveland Browns); Willie Hughley, DB, Florida Atlantic (Cleveland Browns); Nick Turnbull, DB, FIU (Atlanta Falcons); Bill Sampy, WR, Louisiana (Philadelphia Eagles); Brandon Guillory, DE, ULM (Kansas City Chiefs); Joel Stelly, P, ULM (Chicago Bears); Willie Hall, OL, Middle Tennessee (Jacksonville Jaguars); Jeff Littlejohn, DT, Middle Tennessee (Tennessee Titans); Bobby Payne, OL, Middle Tennessee (San Francisco 49ers); Keon Raymond, DB, Middle Tennessee (Tennessee Titans); Thomas Olmsted, P, Troy (Miami Dolphins).

2005

Demarcus Ware, DE, Troy - 1st, #11, Dallas Cowboys; Chris Harris, FS, ULM - 6th, #181, Chicago Bears; Ceandris Brown, SS, Louisiana - 6th, #188, Houston Texans. **FREE AGENTS:** Steven Gibbs, OL, Arkansas State (Seattle Seahawks); Jared Allen, QB, Florida Atlantic (Tampa Bay Buccaneers); Roosevelt Bynes, WR, Florida Atlantic (Miami Dolphins); Kevin Fischer, OL, Florida Atlantic (Tampa Bay Buccaneers); Chris Laskowski, LB, Florida Atlantic (Indianapolis Colts); Doug Parker, RB, Florida Atlantic (Miami Dolphins); Chris Shepherd, OL, Florida Atlantic (Tampa Bay Buccaneers); Larry Taylor, WR, Florida Atlantic (Atlanta Falcons); Kevin Timothee, DB, FIU (Tennessee Titans); Thomas Johnson, DT, Middle Tennessee (Dallas Cowboys); Kerry Wright, WR, Middle Tennessee (Indianapolis Colts); DeWhitt Betterson, RB, Troy (Chicago Bears); Alfred Malone, DT, Troy (Houston Texans); Joe Munson, TE, Troy (Miami Dolphins); Jason Samples, WR, Troy (Washington Redskins); Cedric Sullivan, DE, Troy (Cincinnati Bengals); Henry Tellis, OL, Troy (New York Jets); Eric Thomas, DT, Troy (Indianapolis Colts).

2004

Chris Cooley, TE, Utah State - 3rd, #81, Washington Redskins; Jake Scott, OT, Idaho - 5th, #141, Indianapolis Colts; Corey Williams, DT, Arkansas State - 6th, #179, Green Bay Packers; Cody Spencer, LB, North Texas - 6th, #182, Oakland Raiders. **FREE AGENTS:** Jonathan Bradley, DT, Arkansas State (Philadelphia Eagles); Brian Howard, DT, UI (St. Louis Rams); Fred Stamps, WR, Louisiana (San Francisco 49ers); Wendall Williams, S, Louisiana (Cincinnati Bengals); Maurice Sonnier, OLB, ULM (Tennessee Titans); Demetrios Walker, DL, Middle Tennessee (Kansas City Chiefs); Brandon Lynch, S, Middle Tennessee (Tennessee Titans); Brandon Westbrook, OL, Middle Tennessee (New York Jets); Brandon Kennedy, DT, North Texas (Denver Broncos); Trevor Hutton, OG, Utah State (Indianapolis Colts).

2003

Charles Tillman, CB, Louisiana - 2nd, #35, Chicago Bears; Tyrone Calico, WR, Middle Tennessee - 2nd, #60, Tennessee Titans; Ivan Taylor, CB, Louisiana - 4th, #125, Pittsburgh Steelers; Siddeeq Shabazz, SS, New Mexico State - 7th, #246, Oakland Raiders. **FREE AGENTS:** Garry Johnson, Arkansas State (Cincinnati Bengals); Jordan Kramer, UI (San Diego Chargers); Talifaia Atoe, UI (Arizona Cardinals); William Delahoussaye, Louisiana (New Orleans Saints); Walter Sampson, Louisiana (New England Patriots); ReShard Lee, Middle Tennessee (Dallas Cowboys); Dwone Hicks, Middle Tennessee (Tennessee Titans); Don McGee, North Texas (Dallas Cowboys).

2002

Kendall Newson, WR, Middle Tennessee - 7th, #222, Jacksonville Jaguars; Brad Franklin, CB, Louisiana - 7th, #258, Carolina Panthers.