



SOUTH ALABAMA JAGUARS

2022 FOOTBALL GAME NOTES

GAME

10

VS

Texas State

NOVEMBER 12, 2022



Hancock Whitney Stadium
Mobile, Ala.
Hall of Fame Game /
Salute to Heroes

4:00 p.m.
ESPN+
Jaguar Sports Properties

SERIES HISTORY

Overall	Texas State leads 4-3
First Meeting	Oct. 26, 2013 (33-31, Texas State)
Last Meeting	Oct. 9, 2021 (33-31, Texas State)
Current Streak	Texas State, W1

TELEVISION: ESPN+

Play-by Play	J.D. Byars
Analyst	Pat Greenwood

RADIO: JAGUAR SPORTS PROPERTIES

Play-by Play	J.T. Crabtree
Analyst	Chris May
Sideline	Tommy Hicks
Studio Host	Charlie Harrison
Flagship Station	Sports Talk 99.5

SOCIAL MEDIA: #LEO x #OurCity

Twitter	@SouthAlabama_FB
Facebook	SouthAlabamaFB
Instagram	@SouthAlabamaFB

2022 SCHEDULE / RESULTS

Date	Opponent	Site	Time/Result
9.3	Nicholls	Mobile, Ala.	W, 48-7
9.10	Central Michigan	Mt. Pleasant, Mich.	W, 38-24
9.17	UCLA	Los Angeles, Calif.	L, 31-32
9.24	Louisiana Tech	Mobile, Ala.	W, 38-14
Oct. 1	Louisiana*	Lafayette, La.	W, 20-17
Oct. 15	ULM*	Mobile, Ala.	W, 41-34
Oct. 20	Troy*	Mobile, Ala.	L, 6-10
Oct. 29	Arkansas State*	Jonesboro, Ark.	W, 31-3
Nov. 5	Georgia Southern*	Statesboro, Ga.	W, 38-31
Nov. 12	Texas State*	Mobile, Ala.	4 p.m.
Nov. 19	Southern Miss*	Hattiesburg, Miss.	2:30 p.m.
Nov. 26	Old Dominion*	Mobile, Ala.	11 a.m.
Dec. 3	SBC Championship	TBA	TBA

* - Sun Belt Conference Game

All times listed are Central Standard Time and are subject to change
All home games listed in **bold**.



SOUTH ALABAMA

Record	7-2 Overall 4-1 Sun Belt
Rankings	AP: NR USA Today Coaches: NR
Last Game	def. Georgia Southern, 38-31 (11/5/22)
Streak	W2
Head Coach	Kane Wommack
Career Record	12-9 (2nd season)
Record at South Alabama	12-9 (2nd season)
Record vs. Texas State	0-1

TEXAS STATE

Record	3-6 Overall 1-4 Sun Belt
Rankings	AP: NR USA Today Coaches: NR
Last Game	lost to ULM, 31-30 (11/5/22)
Streak	L3
Head Coach	Jake Spavital
Career Record	12-33 (4th season)
Record at Texas State	12-33 (4th season)
Record vs. South Alabama	2-1

TALE OF THE TAPE

SOUTH ALABAMA

32.3	Points/Game
19.1	Points Allowed/Game
167.4	Rush Yards/Game
265.4	Pass Yards/Game
432.9	Total Offense/Game
302.4	Total Defense/Game

TEXAS STATE

22.6	Points/Game
24.9	Points Allowed/Game
88.3	Rush Yards/Game
242.3	Pass Yards/Game
330.7	Total Offense/Game
358.9	Total Defense/Game

SATURDAY STORYLINES



SECOND HALF DOMINANCE

South Alabama has dominated the fourth quarter the last two games on the ground, however, they dominated the second half against Georgia Southern with 204 yards rushing and held Georgia Southern to minus-10 yards on the ground for the final 30 minutes.



WEBB CONTINUES TO IMPRESS

After missing much of the game against ULM and not being 100 percent against Troy, La'Damian Webb has come back the last two games and earned Offensive POW honors. Against Georgia Southern, he ran the ball 22 times for 179 yards in the second half along.



#SWARMD TOUGH AGAINST THE RUN

After holding Arkansas State to minus-19 yards two weeks ago on the ground, the Jags returned to form on Saturday against Georgia Southern as they held the Eagle to under 100 yards - at 88 for the game. It was the sixth time this season they have held and opponent under 100 yards

collegepressbox
SINCE 2005 EVERYTHING BUT THE PREGAME MEAL

collegepressbox is the official media website for Division I football. Access and download game notes, quotes, statistics, media guides, headshots, logos and more for all FBS schools, conferences, postseason games, awards and the College Football Playoff. For access, please register for an account at collegepressbox.com/register.

Last Time vs. Texas State

SAN MARCOS, Texas | Brady McBride scored in the fourth overtime to help cap a Texas State rally from a 14-point deficit and lift the Bobcats to a 33-31, quadruple-overtime Sun Belt Conference football victory over the University of South Alabama at Bobcat Stadium on Saturday.

McBride finished 18-of-28 passing for 187 yards and two touchdowns, and he added 57 yards on 15 carries as well for the Bobcats (2-3, 1-0 Sun Belt). Javen Banks led all players with 104 yards on four receptions, while Calvin Hill gained 70 yards on the ground and Jahmyl Jeter supplied 66.

Jake Bentley threw for 189 yards and a pair of scores on 19-of-26 passing, with Jalen Tolbert pacing the Jaguars (3-2, 0-2 SBC) after posting five catches for 84 yards. AJ Phillips rushed for 74 yards and two touchdowns as well.

Texas State's Sione Tupou was credited with a game-high 14 tackles, while the Jags were led defensively by Shawn Jennings and Keith Gallmon Jr. with nine stops apiece. A.J. DeShazor Jr. and Wy'Kevious Thomas also posted eight tackles each.

GAME FACTS

The Bobcats took the lead in the opening minute of play on a 57-yard touchdown pass from McBride to Banks, gaining over 100 yards in the first quarter.

South turned three interceptions into 17 points in the second period to go up by 10 at the break.

Seth Keller supplied the only points of the third quarter for the Bobcats with a 43-yard field goal that cut the Jaguar lead to 17-10.

Phillips' second touchdown in the opening minute of the final quarter extended USA's advantage to 14 points, but McBride found Marcell Barbee for a 13-yard touchdown midway through the period before Jeter's scored on fourth-and-goal from the one with 17 seconds left in regulation.

Bentley and Tolbert connected for a 12-yard touchdown pass to open overtime, but the Bobcats answered with a four-yard Brock Sturges run to continue the contest.

The second overtime saw Texas State hit the upright on a 30-yard field goal attempt before forcing a fumble on third down to end USA's ensuing possession.

Each team failed on their attempt in the third overtime before McBride's score put the Bobcats in front.

The Bobcats outgained South 212-140 on the ground while finishing the night with a 399-329 advantage in total offense.

RECORD SETTING DAY NETS WEBB BACK-TO-BACK POW AWARDS FROM SUN BELT

La'Damian Webb was named the Sun Belt Conference Offensive Player of the Week for the second consecutive week after his performance against Georgia Southern.

He dominated the second half while setting school records and career highs in rushing attempts and yards in a 38-31 come from behind victory on the road. The junior finished the night with a school record 247 yards rushing and tied a single-season mark with four touchdowns - both career highs - on a school-record 35 carries. Of the 247 yards, 179 of those came in the final two quarters, averaging 7.1 yards per carry and sealed the win by carrying the ball on 14 of South's final 16 plays before running out the clock. He helped lead a rushing attack that finished with 321 total yards on the ground - tying the seventh-best output in program history - and is the most on the ground since a 351-yard performance against Louisiana (11/16/19).

The four touchdowns by Webb give him 14 total touchdowns this season, including 13 on the ground, moving into first on the single-season list at South Alabama. Over the last two games, Webb has recorded 410 rushing yards and seven touchdowns in road wins for the Jags and has 896 for the season. He earned national recognition for his performance against Georgia Southern by earning a Helmet Sticker on ESPN's College Football Final.

WEBB NAMED OFFENSIVE POW AFTER PERFORMANCE AT ARK STATE

South Alabama running back La'Damian Webb was named the Sun Belt Conference Offensive Player of the Week following his performance in a 31-3 victory over Arkansas State on the road.

Webb rushed for a career-high 163 yards on 28 carries in the wind and rain in Jonesboro (Ark.), starting the game with a 69-yard run from scrimmage to set up his first touchdown of the day to give the Jags an early lead. He ended the contest with 11 straight carries and scoring the last of his three touchdowns, capping off an 11-play, 52-yard drive that ate up 7:16 in the final quarter.

He scored three touchdowns on the day, a new career high,

including a pair of one yard runs and a three-yard run. He now has 10 touchdowns on the season, nine rushing and one receiving.

GUAJARDO PERFECT IN FIELD GOALS SO FAR THIS SEASON

South Alabama kicker Diego Guajardo is perfect so far this season for the Jags from field goal range, converting on all 11 of his attempts, including a pair of field goals against Troy on Thursday night.

He has also converted on 12-of-13 of his extra points with his only miss hitting off of both posts at Central Michigan in a non-conference win for the Jags just two weeks ago.

SOUTH ALABAMA PLAYERS FROM THE MOBILE/BALDWIN COUNTY AREA

South Alabama has several players from the Mobile/Baldwin County area on the roster this year, including:

Keith Gallmon	Mobile Christian
Jalen Wayne	Spanish Fort
Caullin Lacy	Faith Academy
DJ Thomas Jones	Saraland
Jamall Hickbottom	Williamson
Braylon McReynolds	McGill-Toolen
Keyshawn Woodyard	UMS-Wright
Bryan Hill	McGill-Toolen
Cooper Wilson	Spanish Fort
Jason Brooks	Mobile Christian
Christopher Wallace, Jr.	Mary G. Montgomery
Josh Reynolds	Murphy
Blayne Myrick	Fairhope
Diego Guajardo	Spanish Fort
Brady Wiggins	Spanish Fort
Korian Wilson	McGill-Toolen
Brandon Lockett	Mary G. Montgomery
Quartez Jackson	Davidson
Nick Ruggs	McGill-Toolen
Tyler Jernigan	Baldwin County
Kole Payne	Theodore
Daniel Foster-Allen	St. Paul's
Trey Simpson	McGill-Toolen
Logan Lanicek	Fairhope

STATISTICAL MATCHUP: SOUTH ALABAMA vs. TEXAS STATE

CATEGORY	NCAA	CONF	VALUE	NCAA	CONF	VALUE
Scoring Offense	43	4	32.3	104	12	22.6
Total Offense	37	5	432.9	111	12	330.7
Rushing Offense	54	6	169.3	127	14	88.3
Passing Offense	42	4	263.6	61	8	242.3
Passing Efficiency	51	6	143.01	83	9	130.65
Time of Possession	19	3	32:22	47	7	30:37
Scoring Defense	18	3	19.1	55	7	24.9
Total Defense	14	2	303.8	43	7	358.2
Rushing Defense	5	3	85.3	26	5	118.8
Passing Defense	55	5	218.4	84	9	239.7
Passing Efficiency Defense	28	4	120.67	61	7	128.81
QB Sacks Per Game	65	10	2.22	32	7	2.56
Tackles for Loss	58	10	6.0	37	7	6.4
Net Punting	97	9	37.14	56	5	39.06
Punt Returns	25	4	11.59	21	3	12.64
Kickoff Returns	37	3	21.80	86	9	19.08
Turnover Margin	19	3	0.78	30	5	0.58

SOUTH ALABAMA TEXAS STATE

Oakley Coleman	McGill-Toolen
Jack Martin	McGill-Toolen
Carlos Johnson, Jr.	Spanish Fort

SOUTH ALABAMA BENEFITS FROM TRANSFERS OVER MULTIPLE YEARS

The Jags have also benefitted from several players who have transferred into the program from other Division I and Division II programs over multiple years, including:

Jalen Jordan	Ole Miss
Carter Bradley	Toledo
James Miller	Indiana
Jamarr Richardson	Ole Miss
DJ Thomas-Jones	Ole Miss
Ke'Shun Brown	Texas A&M
Victor McClinton	UT-Martin
Marvin Martin	Kansas State
Omni Wells	Mississippi State
Bryan Hill	Tuskegee
Travis Drosos	Colorado
Marco Lee	Virginia Tech
Jacob Meeks	ULM/Texas Tech
Nick Curtis	Auburn
Rickey Hyatt, Jr.	Kentucky
Korian Wilson	Louisiana
Anthony Zaccaro	Old Dominion
Anterrious Gray	North Texas
Dontae Lucas	Florida State
Antawn Lewis	Louisiana Tech
James Jackson	Mississippi State
James Robinson	Tennessee
Daniel Foster-Allen	Auburn
PJ Mixon	Jacksonville State
Jeremiah Webb	South Dakota
Jack Martin	Alabama
Jamaal Pritchett	Tuskegee
Nathan Rawlins-Kibonge	Oklahoma
CJ Person	Indiana

NEW NAME IN 2022

DJ Thomas-Jones will look familiar to those in the Mobile area when he takes the field for the Jags this season, but he will also look a little different when looking at the roster. The Ole Miss transfer and former Saraland High School star has hyphenated his name heading into the 2022 season to honor his stepfather - Stevie.

Thomas-Jones played six games last season for the Rebels before transferring and the former three-star returned to his hometown area where he starred for Saraland and was ranked as the 13th-best tight end in the nation.

BRADLEY NAME SYNONOMOUS WITH THE GAME OF FOOTBALL

Carter Bradley, a transfer from Toledo, has a name that is no stranger to football. He has done his part to make a name for himself, including playing in eight games last season and helping the team earn a bid to the Bahamas Bowl. He finished 18-of-28 passing for 221 yards and a score as the Rockets dropped a three-point decision at No. 7 Notre Dame, before

posting a season-best 254 yards after connecting on 22-of-36 attempts the next week against Colorado State.

But it's the last name that commands respect from the NFL as his father, Gus Bradley, is one of the most well-known and respected coaches in the game. He currently serves as the defensive coordinator for the Indianapolis Colts. He came to prominence as the defensive coordinator for the Seattle Seahawks from 2009 to 2012, where he was the original play caller of the team's Legion of Boom secondary. Bradley later served as the head coach of the Jacksonville Jaguars from 2013 to 2016. Following his dismissal from Jacksonville, he returned to assistant coaching and became the Colts' defensive coordinator in 2022.

It was during the time the time in Seattle where Carter decided to play quarterback and not on both sides of the ball, getting to spend time with then-Seahawks quarterback Russell Wilson.

SEEING DOUBLE THIS SEASON

Opponents will be seeing double this year when they line up against the Jags as South Alabama will have a set of twins - one on each side of the ball. Devin Voisin is starting at receiver, and brother Jaden has been starting at defensive back for the Jags this season.

JAGS IN THE NFL DRAFT

With the 88th pick of the third round, Jalen Tolbert became the third University of South of Alabama football player to be selected by the National Football League by the Dallas Cowboys in the 2022 Draft held at Allegiant Stadium in Paradise, Nevada, home of the Las Vegas Raiders.

Tolbert joined a list of draft picks for the Jags that includes:		
2017	Gerald Everett	2nd (44)
2021	Kawaan Baker	7th (255)
2022	Jalen Tolbert	3rd (88)

All three have come from the offensive side of the football, and both Baker and Tolbert were receivers for the Jags.

INTERNATIONAL FLAVOR TO THE ROSTER

Not only did South Alabama add a ton of transfers and hit the Mobile/Baldwin County are hard, they also have brought in an international flavor from Canada and Australia over time including:

Jack Brooks	Australia
D.K. Bonhomme	Canada
Tremel States-Jones	Canada
Caleb Schlachter	Canada

SOUTH ALABAMA PACES SUN BELT IN GRADUATES ON THE FIELD IN 2022

The Sun Belt Conference has 253 student-athletes with undergraduate degrees on the football field this fall with South Alabama leading the way with 28.

The Jags are followed closely by Texas State (22), James



All-Time vs. Texas State

Texas State leads 4-3 Current Streak: Texas State - W1		
Oct. 26, 2013	San Marcos, Texas	L, 31-33
Nov. 15, 2014	Mobile, Ala.	W, 24-20
Nov. 24, 2015	San Marcos, Texas	L, 18-36
Sept. 15, 2018	Mobile, Ala.	W, 41-31
Nov. 9, 2019	San Marcos, Texas	L, 28-30
Nov. 17, 2020	Mobile, Ala.	W, 30-20
Oct. 9, 2021	San Marcos, Texas	L, 31-33

SUN BELT STANDINGS

EAST	CONF	PCT	OVER	PCT
Coastal Carolina	5-1	.833	8-1	.889
James Madison	3-2	.600	5-3	.625
Georgia State	3-2	.600	4-5	.444
App State	3-3	.400	5-4	.556
Georgia Southern	2-3	.400	5-4	.556
Marshall	2-3	.400	5-4	.556
Old Dominion	2-3	.400	3-6	.333

WEST	CONF	PCT	OVER	PCT
Troy	5-1	.833	7-2	.778
South Alabama	4-1	.800	7-2	.778
Southern Miss	3-2	.600	5-4	.556
ULM	2-3	.400	3-6	.333
Louisiana	2-4	.333	4-5	.444
Texas State	1-4	.200	3-6	.333
Arkansas State	1-5	.167	2-7	.222

SUN BELT SCHEDULE

THURSDAY, NOVEMBER 10	
Georgia Southern at Louisiana	6:30 p.m.

SATURDAY, NOVEMBER 12	
James Madison at Old Dominion	TBA
App State at Marshall	TBA
ULM at Georgia State	TBA
Southern Miss at Coastal Carolina	TBA
UMass at Arkansas State	2:00 p.m.
Army at Troy	2:30 p.m.
Texas State at South Alabama	4:00 p.m.

SATURDAY, NOVEMBER 19	
Louisiana at Florida State	11:00 a.m.
Old Dominion at App State	1:30 p.m.
South Alabama at Southern Miss	2:30 p.m.
Coastal Carolina at Virginia	2:30 p.m.
ULM at Troy	2:30 p.m.
Arkansas State at Texas State	4:00 p.m.
Marshall at Georgia Southern	5:00 p.m.
Georgia State at James Madison	

SATURDAY, NOVEMBER 26	
Old Dominon at South Alabama	11:00 a.m.
Troy at Arkansas State	2:00 p.m.
Louisiana at Texas State	4:00 p.m.
App State at Georgia Southern	5:00 p.m.
Coastal Carolina at James Madison	
Georgia State at Marshall	
Southern Miss at ULM	

Madison (21), Southern Miss (21) and Louisiana (20).

Marshall (19), Arkansas State (17), Old Dominion (17), Georgia Southern (16), App State (13), Troy (12) Coastal Carolina (11) and Georgia State (10) also featured double-digit graduates on their 2022 rosters.

Below are the names of the graduates seeing time on the field in 2022:

Terrion Avery	Running Back
Zeke Chapman	Defensive Lineman
Charles Coleman III	Defensive Lineman
A.J. DeShazor, Jr.	Linebacker
Daniel-Allen Foster	Offensive Lineman
Keith Gallmon, Jr.	Defensive Back
Jamall Hickbottom	Defensive Lineman
James Jackson	Offensive Lineman
Tyler Jernigan	Offensive Lineman
Gi'Narious Johnson	Defensive Lineman
Marco Lee	Running Back
Antawn Lewis	Offensive Lineman
Darrell Luter, Jr.	Defensive Back
Victor McClinton	Wide Receiver
Josh McCullough	Offensive Lineman
Tanner McGee	Quarterback
Jacob Meeks	Kicker
PJ Mixon	Offensive Lineman
Terry Perry	Linebacker
Jamar Richardson	Defensive Back
Jamie Sheriff	Defensive Lineman
Trey Simpson	Offensive Lineman
Maurice Strong	Defensive Lineman
CJ Thompson	Defensive Back
Desmond Trotter	Quarterback
Jalen Wayne	Wide Receiver
Omni Wells	Running Back
Quentin Wilfawn	Linebacker

JAGS PLACE THREE ON ALL-SUN BELT TEAM, PICKED SECOND IN WEST

South Alabama had three players selected to the Preseason All-Sun Belt and were picked to finish in the West Division, announced by the conference office.

The Jags placed two players on the First Team in Darrell Luter Jr. and Keith Gallmon Jr., both starters in the defensive backfield. Luter, who was recently named to the Athlon All-American fourth team and to the Jim Thorpe Award Watch List, returns after a stellar junior season that earned first team all-conference honors while also three All-America honors. He led South Alabama with four interceptions and 10 other passes defended, finishing second in the conference in interceptions and leading the Sun Belt in passes defended per game. He ended the year third in the nation in passes defended per game and was seventh in interceptions per game, while recording the second-highest interception total in school history and the most recorded by a Jaguar since the program moved to FBS in 2012.

He was joined on the first team by Gallmon who returns for his

senior season after being named Second Team all-conference last season. He started all 12 games at safety last season and posted 59 tackles including 2.5 behind the line of scrimmage. He also finished with a pair of pass breakups and an interception, while finishing second on the team in tackles. He posted a season-high nine tackles against Texas State and finished the season with six or more tackles in a game seven times in 2021.

The pair was joined by Second Team selection, receiver Jalen Wayne who returns as the team's leading receiver from 2021. He earned honorable mention honors from the conference last season and was named second team by Pro Football Network and fourth team by Phil Steele. He finished the season with 53 catches for 630 yards, finishing second on the team in both categories with totals that surpassed his three-year career figures entering the season. Wayne finished the year among the top 10 in the Sun Belt in total catches and yards receiving as well as receptions and receiving yards per game.

Meanwhile, the Jags were picked to finish second in the West Division behind defending champion Louisiana who received 95 total points and 12 first place votes. Meanwhile, South Alabama received 79 total points and two first place votes, finishing ahead of Troy (76), Texas State (41). Southern Miss (70), Arkansas State (37), and ULM (24).

WAYNE CONTINUES TO CLIMB RECEPTION CHART FOR THE JAGS

Jalen Wayne entered the season with 94 total receptions, needing just six to reach 100 for his career. The senior hauled in reception #100 against Central Michigan with a touchdown catch and is now third all-time at the school after his nine-catch performance against Troy.

1.	178, Jalen Tolbert	2018-20
2.	157, Jereme' Jones	2010-14
3.	140, Jalen Wayne	2017-
4.	126, Kawaan Baker	2017-20
5.	109, Bryant Lavender	2009-13
6.	108, Jamarius Way	2017-18
7.	104, Shavarez Smith	2013-14

NEED A LEFT-FOOTED KICKER

Heading into Fall Camp, South Alabama had three kickers who were left-footed including a pair from the Mobile-area. The Jags had two in kicker Diego Guajardo and punter Jack Martin, before the arrival of transfer kicker Jacob Meeks. Both Meeks and Guajardo share the kicking duties, including kickoff duties while Martin backs up Jack Brooks as the punter.

THE MAN FROM DOWN UNDER HANDLES THE PUNTING DUTIES

Jack Brooks, from Wagga Wagga, New South Wales, Australia handles the punting duties again this year for the Jags. He earned honorable mention all-Sun Belt Conference recognition after averaging a career-high 43.2 yards per punt, the third-highest mark on South's season record list, last fall. He was also named first-team all-conference by Pro Football Focus, while receiving fourth-team all-league accolades from Phil Steele Publications. The Wagga Wagga, New South Wales,

Australia, native had 13 kicks end inside the opposition's 20-yard line and 14 efforts of 50 or more yards. Brooks finished fourth in the league and was 39th in the nation in average yards per punt and set a school game record with an average of 63 yards per kick in the season finale against Coastal Carolina.

#5 APPEARS BACK ON OFFENSE THIS WEEK FOR THE JAGS

Tight end Brandon Crum has been given the honor of wearing the jersey #5 this week for the Jags.

TARGETS THROUGH NINE GAMES

Carter Bradley and Desmond Trotter have targeted 13 different receivers through nine games for South Alabama, including:

Player	Targets / Receptions
Jalen Wayne	76 / 46
Caullin Lacey	62 / 48
Devin Voisin	57 / 38
DJ Thomas-Jones	28 / 15
La'Damian Webb	18 / 14
Lincoln Sefcik	19 / 11
Braylon McReynolds	14 / 11
Omni Wells	10 / 8
Jay"juan Townsend	5 / 4
Christian Wortham	3 / 1
Jacob Hopper	2 / 2
Terrion Avery	1 / 1
Todd Justice	1 / 1

#OURCITY x #LEO

LEO is defined as genuine consideration toward our city, university, and each other.

BRADLEY NAMED TO MANNING STAR OF THE WEEK LIST AFTER CENTRAL MICHIGAN PERFORMANCE

Carter Bradley was one of eight quarterbacks named to the Manning Award "Stars of the Week" Monday. Along with Bradley, Malik Cunningham (Louisville), Jalon Daniels (Kansas), Frank Harris (UTSA), Sam Hartman (Wake Forest), Will Rogers (Mississippi State), Kyle Vantrease (Georgia Southern) and Caleb Williams (USC) were also named to the list.

In the 14-point victory over the Chippewas, Bradley connected on 26 of his 41 attempts and three scores, while finishing the day with a 90.7 QBR. Of South's 502 yards of total offense, 354 came through the air. The 354 passing yards recorded by Bradley tied for fourth most (Jake Bentley, vs. Georgia Southern, 10/14/21) in a single game. Bradley threw for 249 yards during the first 30-minutes of action, which were 11 yards shy of his total (260) in the season opener against Nicholls, to send the Jags into the locker room with a 31-10 halftime advantage.

MID-SEASON ALL-AMERICANS NAMED BY PRO FOOTBALL NETWORK (PFN)

South Alabama had a pair of players named to the Pro

Football Network Midseason All-American team, each earning third team honors. Receiver Caullin Lacy, who leads the team in all-purpose yards and receptions, and Yam Banks, who leads the team in interceptions, both earned the honor named moments before the Troy game.

WEBB IN TOP 20 IN COUNTRY IN YARDS PER GAME RUSHING

South Alabama's La'Damian Webb currently sits in the top 20 in the country in rushing yards per game through nine games after hs career day against Georgia Southern on the road last weekend:

1. DeWayne McBride, UAB (C-USA)	160.9
2. Chase Brown, Illinois (Big Ten)	149.3
3. Zach Charbonet, UCLA (Pac-12)	137.7
4. Israel Abanikanda, Pitt (ACC)	135.8
4. Mohamed Ibrahim, Minnesota (Big Ten)	135.4
6. Khalan Laborn, Marshall (Sun Belt)	133.3
7. Blake Corum, Michigan (Big Ten)	131.9
8. Bijan Robinson , Texas (Big 12)	125.4
9. Raheim Sanders, Arkansas (SEC)	122.3
10. Carson Steele, Ball State (MAC)	120.2

19. La'Damian Webb, South Alabama (Sun Belt)	99.8
--	------

JAGS SIT IN TOP 20 IN THE NATION IN TIME OF POSSESSION

South Alabama currently sits 19th in the nation in time of possession through the first nine games of the season:

1. Air Force (Mountain West)	35:37
2. Minnesota (Big Ten)	35:13
3. Michigan (Big Ten)	35:04
4. Illinois (Big Ten)	34:59
5. Navy (AAC)	34:46
6. Georgia (SEC)	34:33
7. Kentucky (SEC)	34:07
8. Missouri (SEC)	34:04
9. Utah (Pac-12)	33:40
10. Pittsburgh (ACC)	33:23

19. South Alabama (Sun Belt)	32:22
------------------------------	-------

JAGS RECEIVERS BEGIN ASSAULT ON SINGLE-SEASON RECEPTION MARK

Several receivers have started to climb the single-season receiving list with just four games remaining in the 2022 regular season:

Player	Receptions
1. Jalen Tolbert, 2021	82
2. Jalen Tolbert, 2020	64
3. Jamarius Way, 2018	61
4. Shavarez Smith, 2014	54
5. Jalen Wayne, 2021	53
6. Kawaan Baker, 2020	51
t-7. Wes Saxton, 2013	50
t-7. Shavarez Smith, 2013	50
t-9. Gerald Everett, 2016	49
t-9. Josh Magee, 2016	49

2022 PRESEASON HONORS

JACK BROOKS
Ray Guy Watch List

A.J. DESHAZOR
Athlon All-Sun Belt Conference Fourth Team

TRAVIS DROSOS
Mannelly Award Watch List

KEITH GALLMON
Athlon All-Sun Belt Conference First Team
Phil Steele All-Sun Belt Third Team
AACA Good Works Team
First Team Preseason All-Conference (Sun Belt)
Wuerffel Trophy Watch List

DIEGO GUAJARDO
Athlon All-Sun Belt Conference Third Team
Phil Steele All-Sun Belt Third Team

JAMES JACKSON
Athlon All-Sun Belt Conference Fourth Team

DARRELL LUTER, JR.
Reese's Senior Bowl Watch List
Pro Football Network (PFN) Second Team All-American
Pro Football Network (PFN) Top 100)
Athlon All-Sun Belt Conference First Team
Phil Steele All-Sun Belt First Team
Athlon Sports Fourth Team All-Amerivcan
Jim Thorpe Preseason Watchlist
First Team Preseason All-Conference (Sun Belt)
Bronko Nagurski Trophy Watch List
Bednarik Award Watch List

LINCOLN SEFCIK
Athlon All-Sun Belt Conference Third Team

WY'KEVIOUS THOMAS
Athlon All-Sun Belt Conference Third Team
Phil Steele All-Sun Belt Third Team

JALEN WAYNE
Reese's Senior Bowl Watch List
Athlon All-Sun Belt Conference Third Team
Phil Steele All-Sun Belt Third Team
Second Team Preseason All-Conference (Sun Belt)

RECORD BREAKDOWN

	2022	SBC
Overall	7-2	4-1
vs. Sun Belt	4-1	-
vs. Non-Conference	3-1	-
at Hancock Whitney	3-1	1-1
in Away Game	4-1	3-0
at Neutral Sites	0-0	-
Day Games	5-1	4-0
Night Games (6 p.m. start or later)	2-1	0-1
vs. Top 25 Teams	0-0	-
vs. Top 10 Teams	0-0	-
vs. Top 5 Teams	0-0	-
vs. Top-Ranked Teams	0-0	-
TV Games	1-0	-
on SEC Network	0-0	-
on ESPN2	0-0	-
on ESPN3	0-0	-
on ESPN+	5-0	2-0
on ESPNU	1-1	1-1
on NFL Network	1-0	1-0
on Pac-12 Network	0-1	-
Scoring First	5-0	2-0
Opponents Score First	2-2	2-1
Leading at halftime	3-1	-
Trailing at Halftime	3-1	3-1
Tied at Halftime	1-0	1-0
Leading after Third Quarter	6-1	3-0
Trailing after Third Quarter	1-1	1-1
Tied after Third Quarter	0-0	-
Overtime Games	0-0	-

Scoring less than 20 points	0-1	0-1
Scoring 20-29 points	1-0	1-0
Scoring 30-39 points	4-1	2-0
Scoring 40-49 points	2-0	1-0
Scoring 50+ points	0-0	-
Allowing less than 20 points	4-1	2-1
Allowing 20-29 points	1-0	-
Allowing 30-39 points	2-1	2-0
Allowing 40-49 points	0-0	-
Allowing 50+ points	0-0	-
Totalling 300-399 yards of total offense	4-1	2-0
Totalling 400-499 yards of total offense	0-0	-
Totalling 500-599 yards of total offense	3-0	1-0
Totalling 600-plus yards of total offense	1-0	1-0
Rushing for less than 100 yards	0-1	0-1
Rushing for 150-plus yards	5-1	3-0
Passing for less than 300 yards	4-2	3-1
Passing for 300-399 yards	3-0	-
Passing for 400-499 yards	1-0	1-0
Passing for 500-plus yards	0-0	-
Allowing less than 100 yards rushing	6-0	3-0
Allowing 100-199 yards rushing	1-2	1-1
Allowing 200-plus yards rushing	0-0	-
Allowing less than 200 yards passing	3-1	2-1
Allowing 200-299 yards passing	3-1	1-0
Allowing 300-399 yards passing	1-0	1-0
Allowing 400-plus yards passing	0-0	-
Allowing less than 300 yards total offense	3-1	2-1
Allowing 300-399 yards of total offense	4-0	2-0
Allowing 400-499 yards of total offense	0-1	-
Allowing 500-plus yards of total offense	0-0	-

Having no turnovers	3-0	2-0
Forcing no turnovers	0-0	-
Leading turnover margin	5-0	3-0
Trailing turnover margin	1-0	1-0
Tied in turnover margin	1-2	0-1
Having < 2 takeaways	4-1	3-1
Having 2 or more takeaways	3-1	1-0
Leading in time of possession	5-1	3-0
When trailing in time of possessions	2-1	1-1

--

Caullin Lacy, 2022	48
Jalen Wayne, 2022	46
Devin Voisin, 2022	38

SINGLE-SEASON YARDAGE TOP 10

A pair of receivers are closing in on the top in single-season yardage heading into game ten:

Player	Yards
1. Jalen Tolbert, 2021	1,474
2. Jalen Tolbert, 2020	1,085
3. Shavarez Smith, 2013	940
4. Jamarius Way, 2018	855
5. Josh Magee, 2016	822
6. Jamarius Way, 2017	762
7. Shavarez Smith 2014	748
8. Gerald Everett 2016	717
9. Jalen Wayne 2022	670
10. Kawaan Baker 2020	659

--

Caullin Lacy 2022	615
Devin Voisin 2022	467

OFFENSIVE LINE NAMED TO JOE MOORE MIDSEASON HONOR ROLL

One of the key reasons for the success of the South Alabama offense this season has been the play of the offensive line. The unit was recognized for its performance as the group was named to the Joe Moore Award Midseason Honor Roll and announced by The Foundation for Teamwork.

The award, which has been presented since 2015, recognizes the most outstanding offensive line unit in college football.

The offensive line for the Jags (5-1, 2-0 SBC) has paved the way for the offense to be in the top 30 in the nation (third in the Sun Belt) in total offense at 462.3 yards per game, and in the top 60 nationally in rushing offense (fifth in the Sun Belt) averaging 164.8 yards per game. The unit has yielded just 1.67 sacks per game and which has allowed quarterback Carter Bradley to lead the passing offense into the top 25 in the nation (fourth in the conference) at 297.5 yards per game.

Joining the Jags on the midseason list were 21 other teams: No. 6 Alabama, Air Force, Appalachian State, Arkansas, Coastal Carolina, No. 1 Georgia, No. 18 Illinois, No. 17 Kansas State, No. 4 Michigan, Minnesota, No. 7 Mississippi, Notre Dame, No. 2 Ohio State, No. 10 Oregon, No. 16 Penn State, No. 14. Syracuse, No. 3 Tennessee, No. 8 TCU, No. 9 UCLA, No. 12 USC, and UAB.

Semifinalists selections will be announced on Nov. 15 with finalists announced on Dec. 6. Selection of the 2022 Joe Moore Award winner will be made public after a surprise visit to the winning university's campus in late December.

WOMMACK NAMED TO PAUL “BEAR” BRYANT COACH OF THE YEAR WATCH LIST

The South Alabama football program received national attention as a member was named to another watch list. Second-year Jaguar head coach Kane Wommack was one

of 25 active college football coaches to be selected to the American Heart Association's 2022 Paul “Bear” Bryant Coach of the Year Award watch list as announced by the AMH.

The award is given each January to a college football coach for contributions that make the sport better for athletes and fans alike by demonstrating grit, integrity and a winning approach to coaching and life- both on and off the field.

Now in its 37th year, the Coach of the Year award winner will be announced live from Houston's Post Oak Hotel on Wednesday, January 11, 2023, during an awards ceremony presented by Marathon Oil. The Watch List, Finalists and Coach of the Year recipient are voted on by the National Sports Media Association, the Bryant Awards' Executive Leadership Team and the Bryant Family. The Coach of the Year Finalist List will be announced on December 13.

In addition to the Coach of the Year, the Paul “Bear” Bryant Awards will also present Conference Coach of the Year Awards from each of the Power Five collegiate athletic conferences (Atlantic Coast Conference, Big Ten, Big 12, Pac-12 and Southeastern Conference) and one from the Group of Five conferences (American Athletic Conference, Conference USA, Mid-American Conference, Mountain West Conference and Sun Belt Conference). The 2022 award cycle marks just the third year that the individual conference coach recognitions will be granted.

FIRST SELL OUT IN STADIUM HISTORY

South Alabama announced its first sell out at Hancock Whitney Stadium when they sold all 25,000-plus tickets for “The Battle for the Belt” against Troy.

ANOTHER FIRST IN SCHOOL HISTORY

The Jags played their third consecutive game on national television at Arkansas State, marking the first time in school history that feat has been accomplished. The Jags played ULM on the NFL Network (October 15) and Troy on ESPNU (October 20) before their game against Arkansas State was picked up by ESPNU.

LACY HITS 1,000 CARER YARDS

South Alabama receiver Caullin Lacy hit the 1,000-yard mark for his career against Georgia Southern, joining 12 other players in school history:

Player	Receptions
1. Jalen Tolbert 2018-21	3,140
2. Jalen Wayne 2017, '19-22	1,833
2. Kawaan Baker 2017-20	1,829
4. Shavarez Smith 2013-14	1,688
5. Jeremé Jones 2010-14	1,655
6. Jamarius Way 2017-18	1,617
7. Josh Magee 2015-16	1,326
8. Bryant Lavender 2009-13	1,294
9. Gerald Everett 2015-16	1,292
10. Wes Saxton 2012-14	1,126

--

13. Caullin Lacy 2020-22	1,004
---------------------------------	--------------



OFFENSE

TEN DIFFERENT PLAYERS GET CARRIES IN FIRST NINE GAMES

South Alabama has had 10 different players get carries against Nicholls, Central Michigan, UCLA, Louisiana Tech, Louisiana, ULM, Troy, Arkansas State, and Georgia Southern in its first nine games this season:

Player	Att / Yds / TDs
La'Damian Webb	163 / 896 / 13
Omni Wells	39 / 175 / 0
Marco Lee, Jr.	44 / 157 / 2
Braylon McReynolds	28 / 150 / 0
Carter Bradley	48 / 102 / 2
Terrion Avery	21 / 82 / 0
Todd Justice	1 / 30 / 0
Caullin Lacy	1 / 2 / 0
Desmond Trotter	3 / 5 / 0
Tanner McGee	1 / -11 / 0

YARDS AFTER CONTACT FOR THE JAGS IN THE FIRST EIGHT GAMES

South Alabama has recorded a lot of yardage after contact on receptions this season through the first eight games:

Player	Rec / Yds / YAC
Caullin Lacy	48 / 615 / 302
Jalen Wayne	46 / 670 / 251
Devin Voisin	34 / 411 / 176
DJ Thomas-Jones	15 / 149 / 102
La'Damian Webb	14 / 145 / 156
Lincoln Sefcik	11 / 101 / 78
Braylon McReynolds	11 / 95 / 95
Omni Wells	8 / 36 / 49
Jay'juan Townsend	4 / 62 / 42
Terrion Avery	1 / 14 / 14
Jacob Hopper	2 / 21 / 6
Christian Wortham	1 / -3 / 1
Todd Justice	1 / 15 / 12

THREE STRAIGHT GAMES, THREE GAMES WITH A PAIR OF TDs FROM RBs

In the first three games of the season, South Alabama had a running back score a pair of touchdowns in a game.

La'Damian Webb	2 vs. Nicholls
La'Damian Webb	2 at Central Michigan
Marco Lee, Jr.	2 at UCLA

BRADLEY THROWS THREE MORE TOUCHDOWNS, 15 IN NINE GAMES

Carter Bradley threw three more touchdown passes in a game - the fourth time this season - against ULM, and now has 15 for the season through nine games.

WEBB HAS SCORED 11 OF HIS 13 RUSHING TOUCHDOWNS ON THE ROAD

La'Damian Webb has scored 11 of his 13 rushing touchdowns on the road this season, with four games of multiple touchdowns:

Game	Touchdowns
Georgia Southern	4
Arkansas State	3
Central Michigan	2
Nicholls	2

STRONGER IN THE SECOND HALF AND FOURTH QUARTER RUNNING THE BALL

South Alabama has run the football better in the second half and the fourth quarter in the last two games than most teams have done through any game this season. Over the last two games, the Jags have run the ball for 294 yards in the second half in the last two games including 204 against Georgia Southern. They rushed for 102 yards alone in the fourth quarter against Georgia Southern.

MOVING UP SINGLE SEASON LISTS

Webb moved into second in scoring with 84 points after his performance against Georgia Southern. He sits just seven points behind Aleem Sunanon (2013).

BRADLEY MAKING MOVES ON SINGLE SEASON PASSING LIST

Carter Bradley contiues to move up the single season list in passing this season standing seventh in pass attempts with 289 (349 - Dallas Davis) and he is tied for fourth in completions at 189 (212 - Jake Bentley). Not to mention he is fourth in passing yards (2,281) and tied for second in touchdown passes - needed two to tie Jake Bentley,

SUN BELT PLAYERS OF THE WEEK OFFENSE

Week 1	Chase Brice, App State
Week 2	Kyle Vantrease, Georgia Southern
Week 3	Christan Horn, App State
Week 4	Todd Centeio, James Madison
Week 5	Grayson McCall, Coastal Carolina
Week 6	Todd Centeio, James Madison
Week 7	Kyle Vantrease, Georgia Southern
Week 8	Ben Wooldridge, Louisiana
Week 9	La'Damian Webb, South Alabama
Week 10	La'Damian Webb, South Alabama
Week 11	
Week 12	

DEFENSE

Week 1	Jason Henderson, ODU
Week 2	Jalen McLeod, App State
Week 3	Nick Ross, App State
Week 4	Carlton Martial, Troy
Week 5	Carlton Martial, Troy
Week 6	Tory Spears, Texas State
Week 7	Tre Hawkins, Old Dominion
Week 8	Owen Porter, Marshall
Week 9	Shane Bruce, Coastal Carolina
Week 10	Carlton Martial, Troy
Week 11	
Week 12	

SPECIAL TEAMS

Week 1	Eric Garror, Louisiana
Week 2	Matthew McDoom, Coastal Carolina
Week 3	Natrone Brooks, Southern Miss
Week 4	Caullin Lacy, South Alabama
Week 5	Johnnie Lang Jr., Arkansas State
Week 6	Seth Keller, Texas State
Week 7	Kenneth Almendares, Louisiana
Week 8	Mike Rivers, Troy
Week 9	Evan Crenshaw, Coastal Carolina
Week 10	Rece Verhoff, Marshall
Week 11	
Week 12	

JAGS IN THE SUN BELT

	RANK	VALUE
3rd Down Conversions	3	0.443
3rd Down Conversion Pct Defense	2	0.280
4td Down Conversions	8	0.429
4th Down Conversion Pct Defense	12	0.588
Blocked Kicks	4	2
Blocked Kicks Allowed	1	0
Blocked Punts	1	1
Blocked Punts Allowed	1	0
Completion Percentage	3	0.658
Defensive TDs	5	1
Fewest Penalties	14	77
Fewest Penalties per Game	14	8.56
Fewest Penalty Yards	14	676
Fewest Penalty Yards per Game	14	75.11
First Downs Defense	3	154
First Downs Offense	5	206
Fumbles Lost	2	3
Fumbles Recovered	8	7
Kickoff Return Defense	3	18.92
Kickoff Returns	3	21.80
Net Punting	9	37.14
Passes Had Intercepted	7	7
Passes Intercepted	5	10
Passing Offense	4	263.6
Passing Yards Allowed	5	218.4
Passing Yards per Completion	9	11.86
Punt Return Defense	13	12.00
Punt Returns	4	11.59
Red Zone Defense	3	0.731
Red Zone Offense	4	0.850
Rushing Defense	3	85.3
Rushing Offense	6	169.3
Sacks Allowed	4	1.89
Scoring Defense	3	19.1
Scoring Offense	4	32.3
Tackles for Loss Allowed	3	4.89
Team Passing Efficiency	6	143.01
Team Passing Efficiency Defense	4	120.67
Team Sacks	10	2.22
Team Tackles for Loss	10	6.0
Time of Possession	3	32:22
Total Defense	2	303.8
Total Offense	5	432.9
Turnover Margin	3	0.78
Turnovers Gained	6	17
Turnovers Lost	3	10
Winning Percentage	2	0.778



SPECIAL TEAMS

BROOKS NAMED TO RAY GUY AWARD WATCH LIST

Jack Brooks was named to the Ray Guy Award preseason watch list, which honors the nation's top collegiate punter in the FBS, as announced by the Augusta Sports Council.

The 48 candidates on the list incorporate a broad spectrum of Football Bowl Subdivision (FBS) punters. The 2022 watch list was compiled based on the 2021 Ray Guy Award Semi-finalist List, the top 10 NCAA Punters from 2021, the 2021 all-conference teams, the 2021 All-American teams, the 2022 preseason all-conference teams and eligible punters on the 2021 watch list.

Brooks earned honorable mention all-Sun Belt Conference recognition after averaging a career-high 43.2 yards per punt, the third-highest mark on South's season record list, last fall. He was also named first-team all-conference by Pro Football Focus, while receiving fourth-team all-league accolades from Phil Steele Publications. The Wagga Wagga, New South Wales, Australia, native had 13 kicks end inside the opposition's 20-yard line and 14 efforts of 50 or more yards. Brooks finished fourth in the league and was 39th in the nation in average yards per punt and set a school game record with an average of 63 yards per kick in the season finale against Coastal Carolina.

DROSOS NAMED TO MANNELLY AWARD WATCH LIST

Sophomore long snapper Travis Drosos was named to the Patrick Mannelly Award presented by Zebra Technologies Watch List released on Monday afternoon.

Drosos, a transfer from Colorado last season, was the Jaguars' long snapper on all punts, field goals, and extra point attempts in each of the team's 12 contests in 2021. He recorded four tackles covering punts with two of those solo, all, in different games.

He joins a list of 25 student-athletes including Alex Ward (UCF), Austin Mock (Liberty), Bradley Robinson (Ohio State), Chris Stoll (Penn State), Drew Little (North Carolina), Ethan Hudak (Tulane), Evan Deckers (Duke), Jack Landherr IV (UCLA), Joe Shimko (NC State), Karsten Battles (Oregon),

Kasey Kelleher (Oklahoma), Kyle Davis (James Madison), Marco Ortiz (Florida), Matt Hembrough (Oklahoma State), Michael Vinson (Notre Dame), Peter Bowden (Wisconsin), Quentin Skinner (Troy), Randen Plattner (Kansas State), Rex Goossen (UNLV), Sean Wracher (Indiana), Simon Samarzich (Washington State), Shane Zellers (California), Tommy Zozus (UCONN), and Wesley Schelling (Vanderbilt).

LACY NAMED THE SUN BELT CONFERENCE SPECIAL TEAMS PLAYER OF THE WEEK

Caullin Lacy was named the Sun Belt Conference Special Teams Player of the Week following his performance in the Jags' 38-14 victory over Louisiana Tech. Lacy returned a punt for a touchdown against the Bulldogs, the first of the season and the second-longest in school history. He took the punt from the Bulldogs in the first quarter and returned it 57 yards for the score just four minutes into the game to give South Alabama a two-touchdown lead at the time. It was just the third punt return for a touchdown in program history, and the first since Tra Minter's 75-yard touchdown return versus Alabama State (10/13/18).

PAIR OF BLOCKED KICKS IN TWO WEEKS

Jay'juan Townsend recorded the first blocked punt of the season for the Jags against Arkansas State. It was the first by the South Alabama special team unit since Davyn Flenord did so at Memphis (9/22/18). The Jags then turned around and blocked a last second field goal to end the first half against Georgia Southern with Charles Coleman and Brock Higdon each getting a hand on it.

LACY TOP 10 IN NATION IN PUNT RETURNS

Caullin Lacy is ranked ninth overall in the country through six games in punt returns for South Alabama this season.

1. Eric Garror, Louisiana (Sun Belt)	18.6
2. Kool-Aid McKinstry, Alabama (SEC)	17.7
3. Anthony Gould, Oregon State (Pac-12)	16.5
4. Jha'Quan Jackson, Tulane (AAC)	15.9
5. Gavin Holmes, Baylor (Big 12)	15.2
-	
9. Caullin Lacy, South Alabama (Sun Belt)	12.4



DEFENSE

BIG DAY EARLY IN THE SEASON

Central Michigan’s Lew Nichols led the nation in rushing last season with 1,848 yards; however, in week two he was held in check with just 20 yards on 15 carries by a defense that allowed less than 100 yards rushing for the second consecutive game.

NEAR SHUTOUT

The Jags were near a shutout in the opener, giving up a touchdown in the fourth quarter. The seven points given up is the least in a game since the Jags defeated Southern Miss, 31-7 in the opener last year (September 4). The last time South Alabama recorded a shutout came against Alabama A&M in 2017 (45-0).

FROM INDIANA TO MOBILE

South Alabama benefitted from the hiring of Kane Wommack as the head coach of the Jags as three players from his Indiana defense made the transition to Mobile, including:

James Miller	linebacker
D.K. Bonhomme	linebacker
CJ Person	defensive line

SPEAKING OF BONHOMME

South Alabama defensive lineman D.K. Bonhomme is a man of many talents, and he can also speak three different languages. He currently speaks French, Creole and English (his third language).

SOUTH ALABAMA RECORDS HUGE DAY DEFENSIVELY AGAINST ARK STATE

South Alabama turned in one of the best defensive performances in school history against Arkansas State on Saturday.

The 11 tackles for loss recorded by the Jaguar defense were a new season high (9, vs. Louisiana Tech), and the four sacks tied for a season high in the category and are tied for seventh-most in a game.

The 11 tackles for loss tied for the fourth-highest total in a single game and were the most by the Jag defense since being credited with 11 at Texas State last fall

The 1½ sacks by Sherriff tied a career high.

The 158 yards of offense allowed by South were the fifth fewest given up by the defense, and marks the second time this season that the Jaguars have held the opponent below 200 yards of total offense (165, vs. Nicholls).

The -19 rushing yards allowed were three shy of matching the single-game record of -22 recorded by Fork Union [Va.] Academy (10/31/09).

The -19 rushing yards were the fewest allowed to a Division I opponent, besting the previous mark of 9 rushing yards allowed at Bowling Green last season.

SHERIFF AND MILLER COMBINE FOR A SAFETY

James Miller and Jamie Sherriff combined to record a safety for the Jags, the first of the season, against Arkansas State. It becomes the second points scored by the Jags on defensive this season, following Yam Banks’ interception return against Louisiana Tech.

JAGS REMAIN TOP 20 IN TURNOVER MARGIN EIGHT GAMES IN

After a forcing a turnover against Arkansas State, South Alabama remains in the top 10 in the nation in turnover margin:

1. USC (Pac-12)	1.78
2. Georgia Tech (ACC)	1.67
3. Duke (ACC)	1.56
4. Coastal Carolina (Sun Belt)	1.22
5. San Jose State (Mountain West)	1.12
6. Louisville (ACC)	1.11
-	

t-19. South Alabama (Sun Belt) 0.78

ANOTHER TOP 25 FOR THE JAGS

South Alabama also finds itself in the top 25 in turnovers gained, sitting tied for 21st overall with 17 total turnovers through eight games. They find themselves tied with seven other teams including Old Dominion from the Sun Belt Conference.

JAGS IN NCAA RANKINGS (top 100)

YAM BANKS	NCAA	SBC	VALUE
Fumbles Recovered	85	11	1
Interceptions Per Game	2	1	0.6
Total Interceptions	1	1	5

CARTER BRADLEY	NCAA	SBC	VALUE
Completion Percentage	41	5	0.651
Completions Per Game	35	4	20.89
Passing Efficiency	53	5	143.1
Passing TDs	47	6	15
Passing Yards	29	3	2,264
Passing Yards Per Game	38	4	251.6
Passing Yards per Completion	57	8	12.04
Points Responsible For	45	6	112
Points Responsible For Per Game	53	6	12.4
Total Offense	47	4	258.1
Yards per Pass Attempt	52	6	7.83

JACK BROOKS	NCAA	SBC	VALUE
Punting	51	8	42.1

ZEKE CHAPMAN	NCAA	SBC	VALUE
Fumbles Recovered	85	11	1

DIEGO GUAJARDO	NCAA	SBC	VALUE
Field Goal Percentage	1	1	1,000
Field Goals Per Game	30	3	1.33
Scoring	54	4	7.7
Total Points Scored	47	4	69

BROCK HIGDON	NCAA	SBC	VALUE
Fumbles Recovered	85	11	1

GI’NARTIOUS JOHNSON	NCAA	SBC	VALUE
Fumbles Recovered	85	11	1

TREY KISER	NCAA	SBC	VALUE
Fumbles Recovered	85	11	1

CAULLIN LACY	NCAA	SBC	VALUE
All-Purpose	81	8	95.78
Combined Kick Returns	64	7	245
Punt Return TDs	4	2	1
Punt Returns	10	3	11.5
Receiving Yards	69	12	68.3
Receiving Yards Per Game	73	12	68.3
Receptions Per Game	58	7	5.3

ED SMITH IV	NCAA	SBC	VALUE
Fumbles Recovered	85	11	1

JADEN VOISIN	NCAA	SBC	VALUE
Fumbles Recovered	85	11	1

JALEN WAYNE	NCAA	SBC	VALUE
Receiving TDs	24	2	7
Receiving Yards	47	7	671
Receiving Yards per Game	54	8	74.6
Receptions per Game	71	9	5.1

LA’DAMIAN WEBB	NCAA	SBC	VALUE
All-Purpose Yards	38	3	115.89
Points Responsible For	86	10	84
Points Responsible For Per Game	91	11	9.3
Rushing Yards per Carry	46	4	5.48
Rushing TDs	5	1	13
Rushing Yards	18	2	898
Rushing Yards per Game	19	2	99.8
Scoring	13	1	9.3
Total Points Scored	10	1	84
Total Touchdowns	4	1	14

THE LAST TIME ...

South Alabama (Player)

OFFENSE

Rushed 30 times in a game: La'Damian Webb (35) at Georgia Southern, 11/5/22
Rushed 40 times in a game: n/a
Rushed for 100 yards in a game: La'Damian Webb (247) at Georgia Southern, 11/5/22
Rushed for 150 yards in a game: La'Damian Webb (247) at Georgia Southern, 11/5/22
Rushed for 200 yards in a game: La'Damian Webb (247) at Georgia Southern, 11/5/22
Rushed for 100 yards in consecutive games: La'Damian Webb (247) at Georgia Southern, 11/5/22 and (163) at Arkansas State, 10/29/22
QB rushed for 100 yards in a game: Brandon Bridge (137) vs. Georgia State, 10/18/14
Rushed for 2 TDs in a game: La'Damian Webb (4) at Georgia Southern, 11/5/22
Rushed for 3 TDs in a game: La'Damian Webb (4) at Georgia Southern, 11/5/22
Rushed for 4 TDs in a game: La'Damian Webb (4) at Georgia Southern, 11/5/22
Rushed for 2 TDs in consecutive games: La'Damian Webb (4) at Georgia Southern, 11/5/22 and (3) at Arkansas State, 10/29/22
Passed for 200 yards in a game: Carter Bradley (215) vs. Troy, 10/20/22
Passed for 300 yards in a game: Carter Bradley (420) vs. ULM, 10/15/22
Passed for 400 yards in a game: Carter Bradley (420) vs. ULM, 10/15/22
Completed 30 passes in a game: Jake Bentley at ULM, 10/23/21
Attempted 40 passes in a game: Carter Bradley (40) vs. Troy, 10/20/22
Attempted 50 passes in a game: Dallas Davis vs. Nicholls, 9/24/16
Threw for 3 TDs in a game: Carter Bradley (3) vs. ULM, 10/15/22
Threw for 4 TDs in a game: Jake Bentley vs. Arkansas State, 10/30/21
Threw for 5 TDs in a game: n/a
Threw 3 interceptions in a game: Jake Bentley vs. Coastal Carolina, 11/26/21
Had 300 yards of total offense in a game: Carter Bradley (429) vs. ULM, 10/15/22
Had 400 yards of total offense in a game: Carter Bradley (429) vs. ULM, 10/15/22
Accounted for 3 TDs in a game: La'Damian Webb (4) at Georgia Southern, 11/5/22
Accounted for 4 TDs in a game: La'Damian Webb (4) at Georgia Southern, 11/5/22
Accounted for 5 TDs in a game: Jake Bentley vs. Georgia Southern, 10/14/21
Caught 10 passes in a game: Caullin Lacy (12) vs. ULM, 10/15/22
Had 100 yards receiving in a game: Devin Voisin (141), Caullin Lacy (133) and Jalen Wayne (127) vs. ULM, 10/15/22
Had 150 yards receiving in a game: Jalen Tolbert (191) vs. Coastal Carolina, 11/26/21
Had 200 yards receiving in a game: Jalen Tolbert (252) at Arkansas State, 11/28/20
Had 100 yards receiving in consecutive games: Caullin Lacy (112), 10/1/22, at Louisiana and vs. ULM (133), 10/15/22
Caught 2 TDs in a game: Jalen Wayne vs. ULM, 10/15/22
Caught 3 TDs in a game: Jalen Tolbert at Arkansas State, 11/28/20
Caught 2 TDs in consecutive games: Jalen Tolbert at ULM, 10/23/21 and vs. Arkansas State, 10/30/21
Scored 10 points in a game kicking: Diego Guajardo (11) vs. ULM, 10/15/22
Scored 15 points in a game kicking: Lawson McGlon vs. Georgia State, 10/30/10
Kicked 3 FGs in a game: Diego Guajardo at Bowling Green, 9/11/21
Kicked 4 FGs in a game: Aleem Sunanon at South Carolina, 11/22/14
Kicked 5 FGs in a game: n/a
Kicked a game-winning FG: Diego Guajardo Louisiana, 10/1/22 (0:00 left)
Scored 3 TDs in a game: La'Damian Webb (4) at Georgia Southern, 11/5/22
Scored 4 TDs in a game: La'Damian Webb (4) at Georgia Southern, 11/5/22
Scored 5 TDs in a game: n/a
Scored a rushing and receiving TD in the same game: Kawaan Baker at Louisiana, 11/17/18
Scored a receiving TD and returned a punt for a TD in the same game: Caullin Lacy vs. Louisiana Tech, 9/24/22
Had 100 yards rushing and 100 yards passing in the same game: Brandon Bridge (137 rush, 126 pass) vs. Georgia State, 10/18/14
Had 100 yards rushing and 100 yards receiving in the same game: n/a
Had 100 kickoff return yards in a game: Tra Minter (115) vs. Louisiana, 11/16/19

Had 100 punt return yards in a game: n/a
Had 200 all-purpose yards in a game: La'Damian Webb (267) at Georgia Southern, 11/5/22
Had a 50-yard run: La'Damian Webb (69) at Arkansas State, 10/29/22
Had a 60-yard run: La'Damian Webb (69) at Arkansas State, 10/29/22
Had a 70-yard run: Xavier Johnson (70) vs. Presbyterian, 11/19/16
Had an 80-yard run: Xavier Johnson (92) vs. Gardner-Webb, 9/5/15
Completed a 50-yard pass: Carter Bradley to Jalen Wayne (64-TD) vs. ULM, 10/15/22
Completed a 60-yard pass: Carter Bradley to Jalen Wayne (64-TD) vs. ULM, 10/15/22
Completed a 70-yard pass: Desmond Trotter to Kawaan Baker (80) vs. ULM, 10/24/20
Completed an 80-yard pass: Desmond Trotter to Kawaan Baker (80) vs. ULM, 10/24/20
Recorded 10 tackles: Jalen Jordan (10) at Georgia Southern, 11/5/22
Recorded 15 tackles: Nick Mobley (16) vs. Georgia State, 11/21/20
Had 2 players with 10 tackles in the same game: Riley Cole and A.J. DeShazor Jr. , vs. Troy, 12/5/20
Recorded 3 tackles for loss: Jeremiah Littles at Arkansas State, 11/28/20
Recorded 2 sacks: CJ Rias at Bowling Green, 9/11/21
Intercepted 2 passes: Yam Banks vs. Louisiana Tech, 9/24/22
Intercepted 3 passes: Scott Brownell vs. Georgia Military J.C., 10/10/09
Intercepted a pass in consecutive games: Yam Banks vs. ULM, 10/15/22 and vs. Troy, 10/20/22
Intercepted pass and returned for a touchdown: Yam Banks vs. Louisiana Tech, 9/24/22
Broke up 3 passes: Darrell Luter Jr. vs. Alcorn State, 9/18/21
Forced 2 fumbles in the same game: Yam Banks vs. Southern Mississippi, 9/4/21
Recovered 2 fumbles in the same game: Maleki Harris at Hawai'i, 12/1/12

SPECIAL TEAMS

Kicked a 50-yard FG: Diego Guajardo (54) at Georgia Southern, 10/29/20
Kicked 2 50-yard FGs in the same game: n/a
Had a 50-yard punt: Jack Brooks (51) vs. Troy, 10/20/22
Had a 60-yard punt: Jack Brooks (66) vs. Coastal Carolina, 11/26/21
Had a 70-yard punt: Brandon McKee (74) vs. Troy, 10/20/16

THE LAST TIME ...

South Alabama (Team)

Had 30 first downs: at Central Michigan, 9/10/22
Had fewer than 10 first downs: vs. Georgia Southern (4), 10/3/19
Had 300 yards rushing: at Georgia Southern (321), 11/5/22
Had 400 yards rushing: vs. Jackson State (413), 9/7/19
Had fewer than 100 yards rushing: vs. Troy (31), 10/20/22
Had 5 rushing TDs: vs. Missouri S&T, 10/9/10
Completed 25 passes in a game: vs. Troy (29), 10/20/22
Completed 30 passes in a game: at ULM (30), 10/23/21
Attempted 40 passes: vs. Troy (41), 10/20/22
Attempted 50 passes: vs. Nicholls, 9/24/16
Had 300 yards passing: vs. ULM (420), 10/15/22
Had 400 yards passing: vs. ULM (420), 10/15/22
Attempted less than 10 passes: n/a
Had less than 100 yards passing: vs. Appalachian State (52), 10/26/19
Had 5 passing TDs: n/a
Had 500 yards of total offense: at Georgia Southern (514), 11/5/22
Had 600 yards of total offense: vs. ULM (615), 10/15/22
Had fewer than 100 yards of total offense: n/a
Scored 40 points: vs. ULM (41), 10/15/22
Scored 50 points: vs. Idaho (52), 11/7/15
Scored 60 points: vs. Edward Waters (64), 9/25/10
Scored a safety: at Arkansas State, 10/29/22 (Jamie Sheriff and James Miller)
Scored a touchdown on defense: vs. Louisiana Tech, 9/24/22 (Yam Banks 24 yd interception return)
Scored a touchdown on special teams: vs. Louisiana Tech, 9/24/22 (Caullin Lacy 57 yd punt return)
Scored a touchdown on offense, defense and special teams: vs. Louisiana Tech, 9/24/22
Scored a touchdown on its first offensive play of the game: vs. Air Force, 12/30/16 (Dallas Davis 75 yd pass to Josh Magee)
Scored a touchdown on the opening play of the game: vs. Air Force, 12/30/16 (Dallas Davis 75 yd pass to Josh Magee)
Returned a punt for a TD: vs. Louisiana Tech, 9/24/22 (Caullin Lacy 57 yd punt return)
Returned a blocked punt for a TD: at Tulane, 9/7/13 (Terrance Timmons 12 yds)
Returned a blocked FG for a TD: vs. Alabama A&M, 9/16/17 (Gus Nave 83 yds)
Returned a kickoff for a TD: vs. Nicholls, 9/24/16 (Xavier Johnson 95 yds)
Returned the opening kickoff for a TD: vs. Nicholls, 9/24/16 (Xavier Johnson 95 yds)
Returned an interception for a TD: vs. Southern Mississippi, 9/4/21 (Davyn Flenord 48 yds)
Returned a fumble for a TD: vs. San Diego State, 10/1/16 (Devon Earl 80 yds)
Was held scoreless in a half: at Appalachian State, 11/13/21 (2nd)
Was held scoreless in the first half: vs. Troy, 12/5/20
Was held scoreless: vs. Troy, 12/5/20
Was held scoreless at home: vs. Troy, 12/5/20
Did not score a touchdown: vs. Troy, 10/20/22
Did not score an offensive touchdown: vs. Troy, 10/20/22
Did not commit a turnover: vs. ULM, 10/15/22
Lost 3 fumbles: vs. Alcorn State (4), 9/18/21
Had 3 passes intercepted: vs. Coastal Carolina, 11/26/21
Had 5 or more turnovers: at Nebraska, 8/31/19
Had a 100-yd rusher and 100-yd receiver in the same game: Tra Minter (106) and Jalen Tolbert (144) vs. Arkansas State, 11/29/19
Had 2 100-yd rushers in the same game: Tra Minter (137) and Carlos Davis (122) vs. Louisiana, 11/16/19

Had 2 100-yd passers in the same game: Desmond Trotter (242) and Tanner McGee (145) at Arkansas State, 11/28/20
Had 2 100-yd receivers in the same game: Jalen Tolbert (191) and Jalen Wayne (111) vs. Coastal Carolina, 11/26/21
Had 3 100-yd receivers in the same game: Devin Voisin (141), Caullin Lacy (133) and Jalen Wayne (127) vs. ULM, 10/15/22
Blocked a punt: at Arkansas State, 10/29/22 (Ja'juan Townsend)
Blocked a FG attempt: at Georgia Southern, 11/5/22 (Charles Coleman III)
Blocked a PAT: vs. Louisiana, 11/12/15 (Jeremy Reaves)
Had a punt blocked: at Bowling Green, 9/11/21
Had a FG blocked: vs. Louisiana, 11/16/19
Had a PAT blocked: vs. Louisiana, 10/2/21
Did not punt: at Southern Mississippi, 9/3/20
Had 10 punts: vs. Appalachian State, 10/26/19
Held an opponent scoreless in a half: at Arkansas State, 10/29/22 (2nd)
Held an opponent scoreless in the first half: vs. Nicholls, 9/3/22
Held an opponent scoreless: vs. Alabama A&M, 9/16/17
Held an opponent scoreless on the road: at Lamar, 10/16/10
Held an opponent without a touchdown: at Arkansas State, 10/29/22
Held an opponent without an offensive touchdown: at Arkansas State, 10/29/22
Held an opponent to 10 or less first downs: [9] at Arkansas State, 10/29/22
Held an opponent to 5 or less first downs: vs. Edward Waters, 9/25/10
Forced 5 turnovers: vs. Louisiana Tech (5), 9/24/22
Recovered 3 fumbles: at Troy, 10/11/17
Intercepted 3 passes: vs. Louisiana Tech (4), 9/24/22
Had 5 sacks: vs. Coastal Carolina, 11/26/21
Broke up 10 passes: n/a
Held an opponent under 300 yards of total offense: at Arkansas State (158) 10/29/22
Held an opponent under 200 yards of total offense: at Arkansas State (158) 10/29/22
Held an opponent under 100 yards of total offense: vs. Pikeville (88), 9/4/10
Held an opponent negative rushing yards: at Arkansas State (-19), 10/29/22
Held an opponent under 100 yards rushing: at Georgia Southern (88), 11/5/22
Held opponents under 100 yards rushing in back-to-back games: at Georgia Southern (88), 11/5/22 and at Arkansas State (-19), 10/29/22
Held an opponent under 100 yards passing: vs. Louisiana (58), 10/2/21
Did not allow a sack: at Arkansas State, 10/29/22
Had no penalties: n/a
Had 10 penalties: at Georgia Southern (13), 11/5/22
Had 100 penalty yards: at Georgia Southern (118), 11/5/22
Had 35 minutes of possession time: at Georgia Southern (37:04), 11/5/22
Had 40 minutes of possession time: n/a
Won a game without scoring an offensive TD: vs. Nicholls State, 9/8/12 (9-3)
Won a game when trailing after three quarters: at Georgia Southern, 11/5/22 (GS led 31-24)
Won a game when trailing by 10 or more points: at Georgia Southern, 11/5/22 (GS led 21-7)
Scored in the final minute of regulation to win a game: at Louisiana, 10/1/22 (Diego Guajardo 43 yd FG with 0:00 left)
Scored on the final play to win a game: at Louisiana, 10/1/22 (Diego Guajardo 43 yd FG with 0:00 left)
Was involved in an overtime game: vs. Coastal Carolina, 11/26/21
Played as a ranked team: n/a
Won as a ranked team: n/a
Won as a ranked team on the road: n/a
Played a ranked team: at Louisiana, 11/14/20 (25th)
Beat a ranked team: vs. San Diego State, 10/1/16 (19th)
Beat a ranked team on the road: n/a

THE LAST TIME ...

Opponent (Individual)

OFFENSE

Rushed 30 times in a game: Elijah Penny (35), Idaho, 11/7/15
Rushed 40 times in a game: n/a
Rushed for 100 yards in a game: Chris Smith (107), Louisiana, 10/1/22
Rushed for 150 yards in a game: Shermari Jones (211), Coastal Carolina, 11/26/21
Rushed for 200 yards in a game: Shermari Jones (211), Coastal Carolina, 11/26/21
QB rushed for 100 yards in a game: Shai Werts (102), Georgia Southern, 10/3/19
Rushed for 2 TDs in a game: Jabari Small, Tennessee, 11/20/21
Rushed for 3 TDs in a game: Tucker Gregg, Georgia State, 11/21/20
Passed for 200 yards in a game: Chandler Rogers (371), ULM, 10/15/22
Passed for 300 yards in a game: Chandler Rogers (371), ULM, 10/15/22
Completed 25 passes in a game: Chandler Rogers, ULM, 10/23/21
Completed 30 passes in a game: Gunnar Watson (34), Troy, 12/5/20
Attempted 40 passes in a game: Daniel Richardson (47), Central Michigan, 9/10/22
Attempted 50 passes in a game: Tyler Rogers (61), New Mexico State, 12/2/17
Threw for 3 TDs in a game: Chandler Rogers (4), ULM, 10/15/22
Threw for 4 TDs in a game: Chandler Rogers, ULM, 10/15/22
Threw for 5 TDs in a game: n/a
Threw 3 interceptions in a game: Parker McNeil (4), Louisiana Tech, 9/24/22
Had 300 yards of total offense in a game: Chandler Rogers (384), ULM, 10/15/22
Had 400 yards of total offense in a game: Chandler Rogers (409), ULM, 10/23/21
Accounted for 3 TDs in a game: Chandler Rogers (4), ULM, 10/15/22
Accounted for 4 TDs in a game: Chandler Rogers, ULM, 10/15/22
Accounted for 5 TDs in a game: n/a
Caught 10 passes in a game: Hutch White, Texas State, 11/9/19
Had 100 yards receiving in a game: Tyrone Howell (244), ULM, 10/15/22
Had 150 yards receiving in a game: Tyrone Howell (244), ULM, 10/15/22
Had 200 yards receiving in a game: Tyrone Howell (244), ULM, 10/15/22
Caught 2 TDs in a game: Tyrone Howell (3), ULM, 10/15/22
Caught 3 TDs in a game: Tyrone Howell (3), ULM, 10/15/22
Scored 10 points in a game kicking: Calium Sutherland (10), ULM, 10/15/22
Scored 15 points in a game kicking: Nicholas Barr-Mira (15), UCLA, 9/17/22
Kicked 3 FGs in a game: Kenneth Almendares (3), Louisiana, 10/1/22
Kicked 4 FGs in a game: Nicholas Barr-Mira (4), UCLA, 9/17/22
Kicked 5 FGs in a game: n/a
Kicked a game-winning FG: Nicholas Barr-Mira, UCLA, 9/17/22
Scored 3 TDs in a game: Tyrone Howell, ULM, 10/15/22
Scored 4 TDs in a game: Brent Leonard, ULM, 10/27/12
Scored 5 TDs in a game: n/a
Scored a rushing and receiving TD in the same game: Javen Banks, Texas State, 9/15/18
Had 100 yards rushing and 100 yards passing in the same game: Shai Werts (113 rush, 107 pass), Georgia Southern, 11/18/17
Had 100 yards rushing and 100 yards receiving in the same game: n/a
Had 100 kickoff return yards in a game: Alan Lamar (232), Arkansas State, 10/30/21
Had 100 punt return yards in a game: Derek Keaton (111), Georgia Southern, 11/28/15
Had 200 all-purpose yards in a game: Tyrone Howell (244), ULM, 10/15/22
Had a 50-yard run: Chris Smith (55), Louisiana, 10/1/22
Had a 60-yard run: Shermari Jones (75), Coastal Carolina, 11/26/21
Had a 70-yard run: Shermari Jones (75), Coastal Carolina, 11/26/21
Had an 80-yard run: Brandin Byrd (85), North Texas, 11/10/12
Completed a 50-yard pass: Chandler Rogers to Tyrone Howell (83), ULM, 10/15/22
Completed a 60-yard pass: Chandler Rogers to Tyrone Howell (83), ULM, 10/15/22
Completed a 70-yard pass: Chandler Rogers to Tyrone Howell (83), ULM, 10/15/22
Completed an 80-yard pass: Chandler Rogers to Tyrone Howell (83), ULM, 10/15/22

DEFENSE

Recorded 10 tackles: Jaden Harris, Arkansas State (10), 10/29/22
Recorded 15 tackles: Keonte Hampton, Jackson State, 9/7/19
Had 2 players with 10 tackles in the same game: Kyle Moretti (11) and Justin Whiteside (10), Central Michigan, 9/10/22
Recorded 3 tackles for loss: Josiah Stewart (3½), Coastal Carolina, 11/26/21
Recorded 2 sacks: Josiah Stewart (2½), Coastal Carolina, 11/26/21
Intercepted 2 passes: Alex Spillum, Coastal Carolina, 11/26/21
Intercepted 3 passes: n/a
Broke up 3 passes: Josh Newton, ULM, 10/23/21
Forced 2 fumbles in the same game: Percy Butler, Louisiana, 11/16/19
Recovered 2 fumbles in the same game: Austin Hall, Memphis, 9/14/19

SPECIAL TEAMS

Kicked a 50-yard FG: Broks Buce (51), Troy, 10/20/22
Kicked 2 50-yard FGs in the same game: Zach Matics, Appalachian State, 12/5/15
Had a 50-yard punt: Mike Rivers (54), Troy, 10/20/22
Had a 60-yard punt: Devyn McCormick (62), ULM, 10/15/22
Had a 70-yard punt: Anthony Cravens (80), Alabama State, 10/13/18

THE LAST TIME ...

Opponent (Individual)

OFFENSE

Rushed 30 times in a game: Elijhaa Penny (35), Idaho, 11/7/15
Rushed 40 times in a game: n/a
Rushed for 100 yards in a game: Chris Smith (107), Louisiana, 10/1/22
Rushed for 150 yards in a game: Shermari Jones (211), Coastal Carolina, 11/26/21
Rushed for 200 yards in a game: Shermari Jones (211), Coastal Carolina, 11/26/21
QB rushed for 100 yards in a game: Shai Werts (102), Georgia Southern, 10/3/19
Rushed for 2 TDs in a game: Jabari Small, Tennessee, 11/20/21
Rushed for 3 TDs in a game: Tucker Gregg, Georgia State, 11/21/20
Passed for 200 yards in a game: Chandler Rogers (371), ULM, 10/15/22
Passed for 300 yards in a game: Chandler Rogers (371), ULM, 10/15/22
Completed 25 passes in a game: Kyle Vantrease (26), Georgia Southern, 11/5/22
Completed 30 passes in a game: Gunnar Watson (34), Troy, 12/5/20
Attempted 40 passes in a game: Kyle Vantrease (45), Georgia Southern, 11/5/22
Attempted 50 passes in a game: Tyler Rogers (61), New Mexico State, 12/2/17
Threw for 3 TDs in a game: Chandler Rogers (4), ULM, 10/15/22
Threw for 4 TDs in a game: Chandler Rogers, ULM, 10/15/22
Threw for 5 TDs in a game: n/a
Threw 3 interceptions in a game: Parker McNeil [4], Louisiana Tech, 9/24/22
Had 300 yards of total offense in a game: Chandler Rogers (384), ULM, 10/15/22
Had 400 yards of total offense in a game: Chandler Rogers (409), ULM, 10/23/21
Accounted for 3 TDs in a game: Chandler Rogers (4), ULM, 10/15/22
Accounted for 4 TDs in a game: Chandler Rogers, ULM, 10/15/22
Accounted for 5 TDs in a game: n/a
Caught 10 passes in a game: Hutch White, Texas State, 11/9/19
Had 100 yards receiving in a game: Tyrone Howell (244), ULM, 10/15/22
Had 150 yards receiving in a game: Tyrone Howell (244), ULM, 10/15/22
Had 200 yards receiving in a game: Tyrone Howell (244), ULM, 10/15/22
Caught 2 TDs in a game: Tyrone Howell (3), ULM, 10/15/22
Caught 3 TDs in a game: Tyrone Howell (3), ULM, 10/15/22
Scored 10 points in a game kicking: Calium Sutherland (10), ULM, 10/15/22
Scored 15 points in a game kicking: Nicholas Barr-Mira (15), UCLA, 9/17/22
Kicked 3 FGs in a game: Kenneth Almendares (3), Louisiana, 10/1/22
Kicked 4 FGs in a game: Nicholas Barr-Mira (4), UCLA, 9/17/22
Kicked 5 FGs in a game: n/a
Kicked a game-winning FG: Nicholas Barr-Mira, UCLA, 9/17/22
Scored 3 TDs in a game: Tyrone Howell, ULM, 10/15/22
Scored 4 TDs in a game: Brent Leonard, ULM, 10/27/12
Scored 5 TDs in a game: n/a
Scored a rushing and receiving TD in the same game: Javen Banks, Texas State, 9/15/18
Had 100 yards rushing and 100 yards passing in the same game: Shai Werts (113 rush, 107 pass), Georgia Southern, 11/18/17
Had 100 yards rushing and 100 yards receiving in the same game: n/a
Had 100 kickoff return yards in a game: Alan Lamar (232), Arkansas State, 10/30/21
Had 100 punt return yards in a game: Derek Keaton (111), Georgia Southern, 11/28/15
Had 200 all-purpose yards in a game: Tyrone Howell (244), ULM, 10/15/22
Had a 50-yard run: Jalen White (TD-54), Georgia Southern, 11/5/22
Had a 60-yard run: Shermari Jones (75), Coastal Carolina, 11/26/21
Had a 70-yard run: Shermari Jones (75), Coastal Carolina, 11/26/21
Had an 80-yard run: Brandin Byrd (85), North Texas, 11/10/12
Completed a 50-yard pass: Chandler Rogers to Tyrone Howell (83), ULM, 10/15/22
Completed a 60-yard pass: Chandler Rogers to Tyrone Howell (83), ULM, 10/15/22
Completed a 70-yard pass: Chandler Rogers to Tyrone Howell (83), ULM, 10/15/22
Completed an 80-yard pass: Chandler Rogers to Tyrone Howell (83), ULM, 10/15/22

DEFENSE

Recorded 10 tackles: Marques Watson-Trent (16) and Khadry Jackson (10), Georgia Southern, 11/5/22
Recorded 15 tackles: Marques Watson-Trent (16), Georgia Southern, 11/5/22
Had 2 players with 10 tackles in the same game: Marques Watson-Trent (16) and Khadry Jackson (10), Georgia Southern, 11/5/22
Recorded 3 tackles for loss: Josiah Stewart (3½), Coastal Carolina, 11/26/21
Recorded 2 sacks: Da'Shawn Davis (2), Georgia Southern, 11/5/22
Intercepted 2 passes: Alex Spillum, Coastal Carolina, 11/26/21
Intercepted 3 passes: n/a
Broke up 3 passes: Josh Newton, ULM, 10/23/21
Forced 2 fumbles in the same game: Percy Butler, Louisiana, 11/16/19
Recovered 2 fumbles in the same game: Austin Hall, Memphis, 9/14/19

SPECIAL TEAMS

Kicked a 50-yard FG: Broks Buce (51), Troy, 10/20/22
Kicked 2 50-yard FGs in the same game: Zach Matics, Appalachian State, 12/5/15
Had a 50-yard punt: Anthony Beck II (51), Georgia Southern, 11/5/22
Had a 60-yard punt: Devyn McCormick (62), ULM, 10/15/22
Had a 70-yard punt: Anthony Cravens (80), Alabama State, 10/13/18

PLAYER CAREER HIGHS

Quarterbacks

1 – Desmond Trotter

Completions	25, vs. Georgia State, 11/21/20
Pass Attempts	43, vs. Georgia State, 11/21/20
Yards Passing	299, at Southern Mississippi, 9/3/20
TDs Passing	4, vs. Arkansas State, 11/29/19
Longest Completion	80, vs. ULM, 10/24/20
Rushing Attempts	15, vs. Georgia State, 11/21/20
Yards Rushing	64, vs. Louisiana, 11/16/19
TDs Rushing	1, 3x, last at Troy, 11/6/21
Longest Rush	25, vs. Louisiana, 11/16/19
Total Offense Yds	340, at Southern Mississippi, 9/3/20
TDs Accounted For	4, 2x, last vs. ULM, 10/24/20 (3 pass, 1 rush)

2 – Carter Bradley

Completions	29, 2x, last vs. Troy, 10/20/22
Pass Attempts	*44, at Northern Illinois, 12/5/20
Yards Passing	*432, at Northern Illinois, 12/5/20
TDs Passing	3, 4x, last vs. ULM, 10/15/22
Longest Completion	*84, vs. Norfolk State, 9/4/21
Yards Rushing	*44, at Northern Illinois, 12/5/20
TDs Rushing	1, 2x, last at Louisiana 10/1/22
Longest Rush	*20, vs. Central Michigan, 12/12/20
Total Offense Yds	*432, at Northern Illinois, 12/5/20
TDs Accounted For	4, vs. Nicholls, 9/3/22 (3 pass, 1 rush)

* – at Toledo

10 – Tanner McGee

Completions	6, at Arkansas State, 11/28/20
Pass Attempts	8, at Arkansas State, 11/28/20
Yards Passing	145, at Arkansas State, 11/28/20
TDs Passing	2, at Arkansas State, 11/28/20
Longest Completion	51, at Arkansas State, 11/28/20
Rushing Attempts	4, at Arkansas State, 11/28/20
Yards Rushing	8, at Arkansas State, 11/28/20
Longest Rush	7, at Arkansas State, 11/28/20
Total Offense Atts	12, at Arkansas State, 11/28/20
Total Offense Yds	153, at Arkansas State, 11/28/20
TDs Accounted For	2, at Arkansas State, 11/28/20 (2 pass)

17 – Eli Gainey

Completions	6, vs. Troy, 12/5/20
Pass Attempts	9, vs. Troy, 12/5/20
Yards Passing	38, vs. Troy, 12/5/20
Longest Completion	13, vs. Troy, 12/5/20

Running Backs

3 – La'Damian Webb

100-yard Rushing Games	4, last at Georgia Southern, 11/5/22
Rushing Attempts	35, at Georgia Southern, 11/5/22
Yards Rushing	247, at Georgia Southern, 11/5/22
TDs Rushing	4, at Georgia Southern, 11/5/22
Longest Rush	69, at Arkansas State, 10/29/22
Receptions	6, at UCLA, 9/17/22
Yards Receiving	42, at UCLA, 9/17/22
Longest Reception	28, vs. Louisiana Tech, 9/24/22
All-Purpose Yards	247, at Georgia Southern, 11/5/22

12 – Omni Wells

Rushing Attempts	17, vs. ULM, 10/15/22
Yards Rushing	85, vs. ULM, 10/15/22
TDs Rushing	–
Longest Rush	44, vs. ULM, 10/15/22
Receptions	2, 2x, last at Georgia Southern, 11/5/22
Yards Receiving	*40, vs. Tennessee State, 11/20/21
Longest Reception	*40, vs. Tennessee State, 11/20/21
All-Purpose Yards	98, vs. ULM, 10/15/22

* – at Mississippi State

14 – Braylon McReynolds

Rushing Attempts	7, vs. Louisiana Tech, 9/24/22
Yards Rushing	51, vs. Louisiana Tech, 9/24/22
TDs Rushing	–
Longest Rush	34, vs. Louisiana Tech, 9/24/22
Receptions	4, vs. Nicholls, 9/3/22
Yards Receiving	39, vs. Nicholls, 9/3/22
Longest Reception	18, vs. Nicholls, 9/3/22
Punt Return Yards	11, vs. Nicholls, 9/3/22
Longest Punt Return	11, vs. Nicholls, 9/3/22
Kick Return Yards	58, at Georgia Southern, 11/5/22
Longest Kick Return	36, at Georgia Southern, 11/5/22
All-Purpose Yards	116, at Georgia Southern, 11/5/22

21 – Bryan Hill

Rushing Attempts	22, vs. Louisiana, 10/2/21
Yards Rushing	81, vs. Louisiana, 10/2/21
TDs Rushing	2, vs. Louisiana, 10/2/21
Longest Rush	58, vs. Georgia Southern, 10/14/21
Receptions	1, 5x, last at Tennessee, 11/20/21
Yards Receiving	16, vs. Alcorn State, 9/18/21
Longest Reception	16, vs. Alcorn State, 9/18/21
All-Purpose Yards	83, vs. Louisiana, 10/2/21

24 – Damean Bivins

Rushing Attempts	2, vs. Arkansas State, 11/29/19
Yards Rushing	10, vs. Arkansas State, 11/29/19
Longest Rush	5, vs. Arkansas State, 11/29/19

PLAYER CAREER HIGHS

29 – Marco Lee Jr.

Rushing Attempts	15, vs. ULM, 10/15/22
Yards Rushing	93, vs. ULM, 10/15/22
TDs Rushing	2, 2x, last vs. ULM, 10/15/22
Longest Rush	32, vs. ULM, 10/15/22
Receptions	--
Yards Receiving	--
Longest Reception	--
Longest Kickoff Return	*31, vs. Middle Tennessee, 9/11/21
All-Purpose Yards	93, vs. ULM, 10/15/22
* – at Virginia Tech	

Wide Receivers/Tight Ends

0 – Jalen Wayne

TD Receptions	2, 2x, last vs. ULM, 10/15/22
100-Yard Games	4, last 127, vs. ULM, 10/15/22
Receptions	10, at Central Michigan, 9/10/22
Yards Receiving	127, vs. ULM, 10/15/22
Longest Reception	64-TD, vs. ULM, 10/15/22
Rushing Attempts	2, at Louisiana, 11/17/18
Yards Rushing	14, at Louisiana, 11/17/18
Longest Rush	11, 2x, last at Louisiana, 11/17/18
Punt Return Yards	36, vs. UAB, 9/24/20
Long Punt Return	20, vs. UAB, 9/24/20

4 – Caullin Lacy

TD Receptions	1, 3x, vs. ULM, 10/15/22
100-Yard Games	2, last, 133, vs. ULM, 10/15/22
Receptions	12, vs. ULM, 10/15/22
Yards Receiving	133, vs. ULM, 10/15/22
Longest Reception	49, at Southern Mississippi, 9/4/21
Yards Rushing	38, vs. Troy, 12/5/20
Longest Rush	21, vs. Troy, 12/5/20
Kickoff Return Yds	70, vs. ULM, 10/15/22
Long Kickoff Return	49, vs. ULM, 10/15/22
Punt Return Yards	57, vs. Louisiana Tech, 9/24/22
Punt Return TDs	1, vs. Louisiana Tech, 9/24/22
Longest Punt Return	57-TD, vs. Louisiana Tech, 9/24/22
All-Purpose Yards	236, vs. ULM, 10/15/22

6 – Jay’juan Townsend

Receptions	1, 3x, last at Louisiana 10/1/22
Yards Receiving	62, vs. Georgia Southern, 10/14/21
Longest Reception	62, vs. Georgia Southern, 10/14/21
Kickoff Returns	2, vs. Arkansas State, 10/30/21
Kickoff Return Yds	26, vs. Arkansas State, 10/30/21
Long Kickoff Return	20, at Appalachian State, 11/13/21
Blocked Punt	1, at Arkansas State, 10/29/22

8 – DJ Thomas-Jones

TD Receptions	1, at Central Michigan, 9/10/22
Receptions	4, at Arkansas State, 10/29/22
Yards Receiving	48, at Arkansas State, 10/29/22
Longest Reception	19, at Arkansas State, 10/29/22

9 – Devin Voisin

TD Receptions	1, at Central Michigan, 9/10/22
100-Yard Games	1, 141, vs. ULM, 10/15/22
Receptions	9, vs. Troy, 10/20/22
Yards Receiving	141, vs. ULM, 10/15/22
Longest Reception	46, vs. ULM, 10/15/22

11 – Nae’Sean Dickerson

TD Receptions	--
Receptions	--
Yards Receiving	--
Longest Reception	--

13 – Christian Wortham

TD Receptions	--
Receptions	--
Yards Receiving	--
Longest Reception	--

19/27 – Jacob Hopper

Receptions	2, 2x, last at Appalachian State, 11/13/21
Yards Receiving	42, at Appalachian State, 11/13/21
TD Receptions	1, at Appalachian State, 11/13/21
Longest Reception	27, at Appalachian State, 11/13/21

20 – Brandon Crum

Receptions	3, 2x, last vs. Arkansas State, 10/30/21
Yards Receiving	51, at Georgia State, 11/23/19
TD Receptions	1, 2x, last vs. Arkansas State, 10/30/21
Longest Reception	36v at Georgia Southern, 10/29/20

84 – Oakley Coleman

TD Receptions	--
Receptions	--
Yards Receiving	--
Longest Reception	--

86 – Todd Justice

TD Receptions	--
Receptions	1, vs. Louisiana Tech, 9/24/22
Yards Receiving	15, vs. Louisiana Tech, 9/24/22
Longest Reception	15, vs. Louisiana Tech, 9/24/22
Yards Rushing	30, at Georgia Southern, 11/5/22
Longest Rush	30, at Georgia Southern, 11/5/22

88 – Lincoln Sefcik

Receptions	9, at Troy, 11/6/21
Yards Receiving	55, at Troy, 11/6/21
TD Receptions	1, 6x, last vs. Louisiana Tech, 9/24/22
Longest Reception	19, 2x, last at Georgia Southern, 11/5/22

89 – Jamaal Pritchett

TD Receptions	--
Receptions	--
Yards Receiving	--
Longest Reception	--

PLAYER CAREER HIGHS (DEFENSE)

0 – Keith Gallmon Jr.

Total Tackles	12, at Southern Mississippi, 9/3/20
Solo Tackles	9, at UAB, 9/21/19
10-Tackle Games	4, last at Arkansas State, 11/28/20
Interceptions	1, 3x, last at Bowling Green, 9/11/21
Long Int. Return	5 at Georgia Southern, 10/29/20
Passes Broken Up	3, 2x, last at Louisiana, 11/14/20
Forced Fumbles	1, 2x, last at Georgia Southern, 10/29/20
Fumble Recoveries	1, at Nebraska, 8/31/19

1 – Jalen Jordan

Total Tackles	*11, at Arkansas, 10/17/20
Solo Tackles	8, at Georgia Southern, 11/5/22
Tackles For Loss	*1, vs. Auburn, 10/24/20
10-Tackle Games	2, last (10) at Georgia Southern, 11/5/22
Interceptions	–
Long Int. Return	–
Passes Broken Up	*1, vs. Florida, 9/26/20
Forced Fumbles	*1, vs. Florida, 9/26/20
Fumble Recoveries	*1, vs. Indiana, 1/2/21

* – at Ole Miss

2 – Jaden Voisin

Total Tackles	7, at Arkansas State, 10/29/22
Solo Tackles	4, 4x, last at Arkansas State, 10/29/22
Tackles For Loss	1, 5x, last at Arkansas State, 10/29/22
Interceptions	1, at Louisiana 10/1/22
Long Int. Return	30, at Louisiana 10/1/22
Passes Broken Up	1, 2x, last vs. Louisiana Tech, 9/24/22
Forced Fumbles	1, 2x, last at Louisiana 10/1/22
Fumble Recoveries	1, at Louisiana 10/1/22

3 – A.J. DeShazor

Total Tackles	10, 2x, last at Appalachian State, 11/13/21
Solo Tackles	7, vs. Troy, 12/5/20
Sacks	1, vs. ULM, 10/15/22
Tackles For Loss	1½, at Southern Mississippi, 9/3/20
10-Tackle Games	2, last at Appalachian State, 11/13/21
Interceptions	1, at Nebraska, 8/31/19
Long Int. Return	18, at Nebraska, 8/31/19
Passes Broken Up	1, 5x, last vs. Georgia Southern, 10/14/21
Fumble Recoveries	1, 4x, last vs. Arkansas State, 10/30/21
Long Fumble Return	30, vs. Memphis, 9/14/19

4 – James Miller

Total Tackles	9, vs. ULM, 10/15/22
Solo Tackles	5, vs. ULM, 10/15/22
Tackles For Loss	1½, 6x, at Arkansas State, 10/29/22
Sacks	1, at Central Michigan, 9/10/22
Passes Broken Up	*2, at Iowa, 9/4/21
Forced Fumbles	*1, 2x, last at Penn State, 11/16/19
Fumble Recoveries	*1, at Wisconsin, 12/5/20

* – at Indiana

6 – Jamar Richardson

Total Tackles	*5, vs. Auburn, 10/24/20
Solo Tackles	*2, 2x, last vs. Auburn, 10/24/20
Tackles For Loss	1, 2x, last vs. ULM, 10/15/22
Interceptions	–
Long Int. Return	–
Passes Broken Up	*2, at Central Michigan, 9/10/22

* – at Ole Miss

7 – Marquise Robinson

Total Tackles	6, 2x, last vs. ULM, 10/15/22
Solo Tackles	3, vs. ULM, 10/15/22
Tackles For Loss	–
Interceptions	–
Long Int. Return	–
Passes Broken Up	1, 2x, last at Arkansas State, 10/29/22

8 – Yam Banks

Total Tackles	6, 5x, last vs. Troy, 10/20/22
Solo Tackles	6, vs. Troy, 10/20/22
Tackles For Loss	2, 2x, last vs. Georgia Southern, 10/14/21
Sacks	½, vs. Coastal Carolina, 11/26/21
Passes Broken Up	3, vs. Louisiana Tech, 9/24/22
Interceptions	2, vs. Louisiana Tech, 9/24/22
Forced Fumbles	2, vs. Southern Mississippi, 9/4/21
Fumble Recoveries	1, 2x, last vs. Louisiana Tech, 9/24/22

9 – Ke'Shun Brown

Total Tackles	6, 2x, last vs. Troy, 10/20/22
Solo Tackles	4, at UCLA, 9/17/22
Tackles For Loss	2, vs. Arkansas State, 10/30/21
Sacks	1, vs. Arkansas State, 10/30/21
10-Tackle Games	–
Interceptions	1, vs. Louisiana Tech, 9/24/22
Long Int. Return	–
Passes Broken Up	1, vs. Louisiana Tech, 9/24/22
Forced Fumbles	1, 2x, last at Central Michigan, 9/10/22
Fumble Recoveries	–
Long Fumble Return	–

10 – Quentin Wilfawn

Total Tackles	11, vs. Arkansas State, 10/30/21
Solo Tackles	–
Tackles For Loss	1, 3x, last vs. Nicholls, 9/3/22
Sacks	½, 2x, last vs. Arkansas State, 10/30/21
10-Tackle Games	–
Forced Fumbles	1, at ULM, 10/23/21
Fumble Recoveries	1, at Bowling Green, 9/11/21
Passes Broken Up	1, vs. UAB, 9/24/20

PLAYER CAREER HIGHS (DEFENSE)

11 – Jamie Sheriff

Total Tackles	5, 3x, last vs. Troy, 10/20/22
Solo Tackles	3, 2x, last at Arkansas State, 11/28/20
Tackles For Loss	1½, 3x, last at Arkansas State, 10/29/22
Sacks	1½, 2x, last at Arkansas State, 10/29/22
Forced Fumble	1, vs. Louisiana Tech, 9/24/22
Pass Break Ups	2, vs. ULM, 10/15/22

12 – Jamall Hickbottom

Total Tackles	4, 3x, last vs. Coastal Carolina, 11/26/21
Solo Tackles	4, vs. Georgia Southern, 10/14/21
Tackles For Loss	1, 2x, last at Appalachian State, 11/13/21
Sacks	1, vs. Georgia Southern, 10/14/21
Forced Fumbles	1, at Appalachian State, 11/13/21

13 – CJ Thompson

Total Tackles	4, at Tennessee, 11/20/21
Solo Tackles	3, 2x, last at Georgia Southern, 11/5/22
Tackles For Loss	1, at Arkansas State, 10/29/22
Passes Broken Up	1, at Bowling Green, 9/11/21
Interceptions	1, vs. Louisiana Tech, 9/24/22
Long Int. Return	–

14 – CJ Rias

Total Tackles	6, at Louisiana 10/1/22
Solo Tackles	4, 2x, last at Louisiana 10/1/22
Tackles For Loss	2½, at Georgia Southern, 11/5/22
Sacks	2, at Bowling Green, 9/11/21
Forced Fumbles	1, at UCLA, 9/17/22
Interceptions	1, vs. Georgia Southern, 10/14/21
Long Int. Return	–
Passes Broken Up	1, vs. Nicholls, 9/3/22

16 – Marvin Martin

Total Tackles	3, at UCLA, 9/17/22
Solo Tackles	3, at UCLA, 9/17/22
Tackles For Loss	½, 2x, last vs. Louisiana Tech, 9/24/22
Interceptions	–
Long Int. Return	–
Passes Broken Up	1, vs. Louisiana Tech, 9/24/22
Fumble Recoveries	–
Long Fumble Return	–
Returned Blocked Punt for TD	*1, vs. West Virginia, 11/13/21

* – at Kansas State

17 – Zeke Chapman

Total Tackles	3, at Texas State, 10/9/21
Solo Tackles	1, 2x, last at Tennessee, 11/20/21
Tackles For Loss	½, at Bowling Green, 9/11/21
Fumble Recoveries	1, at UCLA, 9/17/22

18 – Darrell Luter Jr.

Total Tackles	5, 2x, last vs. Troy, 10/20/22
Solo Tackles	4, vs. Louisiana, 10/2/21
Tackles For Loss	1, 2x, last vs. Arkansas State, 10/30/21
Interceptions	2, vs. Arkansas State, 10/30/21
Long Int. Return	19, at Texas State, 10/9/21
Forced Fumbles	1, vs. Tulane, 9/12/20
Passes Broken Up	3, vs. Alcorn State, 9/18/21

19 – Dallas Gamble

Total Tackles	3, at Tennessee, 11/20/21
Solo Tackles	3, at Tennessee, 11/20/21

20 – Lamondre Brooks

Total Tackles	3, vs. Louisiana Tech, 9/24/22
Solo Tackles	1, 3x, last vs. Troy, 10/20/22
Tackles For Loss	½, vs. Georgia Southern, 10/14/21
Sacks	½, vs. Georgia Southern, 10/14/21
Forced Fumble	1, at Arkansas State, 10/29/22

21 –D.K. Bonhomme

Total Tackles	*4, vs. Maryland, 11/28/20
Solo Tackles	*3, vs. Maryland, 11/28/20
Tackles For Loss	*1, 2x, last vs. Maryland, 11/28/20
Fumble Recoveries	–
Long Fumble Return	–
Recovered Safety	1, vs. Maryland, 11/28/20

* – at Indiana

22 – Trey Kiser

Total Tackles	9, vs. Troy, 10/20/22
Solo Tackles	6, vs. Troy, 10/20/22
Tackles For Loss	1, 6x, last at Georgia Southern, 11/5/22
Sacks	1, 3x, last at Louisiana 10/1/22
Fumble Recoveries	1, at Central Michigan, 9/10/22
Passes Broken Up	1, at Georgia Southern, 11/5/22

23 – Tremel States-Jones

Total Tackles	1, vs. Nicholls, 9/3/22
Solo Tackles	1, vs. Nicholls, 9/3/22
Tackles For Loss	–
Fumble Recoveries	–
Long Fumble Return	–

24 – Ricky Fletcher

Total Tackles	1, 3x, last at Georgia Southern, 11/5/22
Solo Tackles	–
Tackles For Loss	–
Interceptions	–
Long Int. Return	–
Passes Broken Up	–

PLAYER CAREER HIGHS (DEFENSE)

25 – Khalil Jacobs

Total Tackles	1, at Georgia Southern, 11/5/22
Solo Tackles	--
Tackles For Loss	--
Interceptions	--
Long Int. Return	--
Passes Broken Up	--

28 – Jason Brooks

Total Tackles	1, at Central Michigan, 9/10/22
Solo Tackles	--
Tackles For Loss	--
Interceptions	--
Long Int. Return	--
Passes Broken Up	--

30 – Charles Coleman III

Total Tackles	7, vs. Coastal Carolina, 11/26/21
Solo Tackles	3, 2x, last vs. Troy, 10/20/22
Tackles For Loss	2, vs. Troy, 10/20/22
Sacks	1½, 3x, last vs. Troy, 10/20/22
Passes Broken Up	1, 4x, last vs. Arkansas State, 10/30/21
Forced Fumbles	1, at Coastal Carolina, 11/7/20
Blocked Field Goals	1, at Georgia Southern, 11/5/22

33 – Terry Perry

Total Tackles	4, at ULM, 10/23/21
Solo Tackles	3, at ULM, 10/23/21
Tackles For Loss	1, 3x, last at Tennessee, 11/20/21
Sacks	1, 2x, last at Tennessee, 11/20/21

35 – Ricky Hyatt Jr.

Total Tackles	2, at Georgia Southern, 11/5/22
Solo Tackles	1, at Georgia Southern, 11/5/22
Tackles For Loss	--
Interceptions	--
Long Int. Return	--
Passes Broken Up	--

39 – Dalton Hughes

Total Tackles	1, at Louisiana 10/1/22
Solo Tackles	--
Tackles For Loss	--
Interceptions	--
Long Int. Return	--
Passes Broken Up	--

45 – Ed Smith IV

Total Tackles	1, 4x, last at UCLA, 9/17/22
Solo Tackles	3, at UCLA, 9/17/22
Tackles For Loss	½, vs. Nicholls, 9/3/22
Fumble Recoveries	1, at UCLA, 9/17/22

48 – Gi’Narious Johnson

Total Tackles	5, vs. Troy, 12/5/20
Solo Tackles	5, vs. Troy, 12/5/20
Tackles For Loss	1, 6x, last at Arkansas State, 10/29/22
Sacks	1, 4x, last at Arkansas State, 10/29/22
Fumble Recoveries	1, at Arkansas State, 10/29/22
Passes Broken Up	1, vs. Troy, 12/5/20

55 – Maurice Strong Jr.

Total Tackles	4, 2x, last vs. Arkansas State, 11/29/19
Solo Tackles	2, 3x, last vs. Tulane, 9/12/20
Tackles For Loss	1½, vs. Texas State, 10/17/20
Sacks	½, vs. Arkansas State, 11/29/19
Forced Fumbles	1, vs. Arkansas State, 11/29/19
Fumbles Recovered	1, vs. Tulane, 9/12/20

90 – Carlos Johnson Jr.

Total Tackles	2, 2x, last at Texas State, 10/9/21
Solo Tackles	2, vs. Southern Mississippi, 9/4/21
Tackles For Loss	1, 3x, last at Arkansas State, 10/29/22
Sacks	1, 2x, last at Tennessee, 11/20/21

91 – Nathan Rawlins-Kibonge

Total Tackles	1, 2x, last at Arkansas State, 10/29/22
Solo Tackles	--
Tackles For Loss	--
Sacks	--

95 – Brock Higdon

Total Tackles	4, at Troy, 11/6/21
Solo Tackles	2, 2x, last at ULM, 10/23/21
Tackles For Loss	1½, vs. ULM, 10/15/22
Forced Fumbles	1, 2x, last vs. Nicholls, 9/3/22

99 – Wy’Kevious Thomas

Total Tackles	8, at Texas State, 10/9/21
Solo Tackles	5, at UCLA, 9/17/22
Tackles For Loss	2, vs. Alcorn State, 9/18/21
Sacks	1, 4x, last at Arkansas State, 10/29/22
Forced Fumbles	1, at Arkansas State, 10/29/22
Fumble Recoveries	1, 2x, last vs. Coastal Carolina, 11/26/21

PLAYER CAREER HIGHS (SPECIAL TEAMS)

28 – Travis Drosos

Total Tackles	1, 4x, last vs. Arkansas State, 10/30/21
Solo Tackles	1, 2x, last at ULM, 10/23/21

31 – Jacob Meeks

Field Goals	*1, 2x, last at Florida State, 9/7/19
Long Field Goal	*40, vs. Grambling, 8/31/19
Extra Points	*5, at Florida State, 9/7/19
Total Points	*8, at Florida State, 9/7/19
* – at ULM	

36 – Diego Guajardo

Field Goals	3, 2x, last at Bowling Green, 9/11/21
Long Field Goal	54, at Georgia Southern, 10/29/20
Extra Points	6, vs. Nicholls, 9/3/22
Total Points	12, 2x, last vs. Nicholls, 9/3/22
Game-Winning Field Goals	2, last 42 yards, at Louisiana 10/1/22

92 – Jack Brooks

Punts	10, vs. Appalachian State, 10/26/19
Yards Punting	382, vs. Appalachian State, 10/26/19
Long Punt	66, 2x, last vs. Coastal Carolina, 11/26/21
Inside 20	4, vs. Nicholls, 9/3/22
50+ yards	3, 3x, last at App State, 11/13/21
Punting Average	63.00, vs. Coastal Carolina, 11/26/21

THE WOMMACK FILE

Born	April 19, 1987
Hometown	Springfield, Mo.
Wife	Melissa
Children	Asher, Tatum, Jones

COACHING HISTORY

Year	School	Position
2010	UT-Martin	quarterbacks
2011	Jacksonville State	GA/defensive line
2012-13	Ole Miss	GA/safeties
2014-15	Eastern Illinois	defensive coordinator
2016-17	South Alabama	defensive coordinator
2018	Indiana	linebackers
2019-20	Indiana	defensive coordinator
2021-	South Alabama	head coach

PLAYING HISTORY

Year	School
2005-06	Arkansas
2007-09	Southern Miss

RECORD AGAINST OPPONENTS

Alcorn State	1-0
App State	0-1
Arkansas State	2-0
Bowling Green	1-0
Central Michigan	1-0
Coastal Carolina	0-1
Georgia Southern	2-0
Louisiana	1-1
Louisiana Tech	1-0
Nicholls	1-0
Old Dominion	0-0
Southern Miss	1-0
Tennessee	0-1
Texas State	0-1
Troy	0-2
UCLA	0-1
ULM	1-1



HEAD COACH KANE WOMMACK

Kane Wommack enters his second year as the head coach of the University of South Alabama football program after being named the leader of the program on December 12, 2020. He was a finalist for the award given to the top NCAA Football Bowl Subdivision assistant coach prior to being named the head coach of the Jags.

Wommack (pronounced WAH-mick), 35, became the third head coach since the inception of South's program and was the youngest at the NCAA FBS level. The Jaguars' defensive coordinator in 2016 and '17, he returned to the program after working three years as linebackers' coach at Indiana including serving as the Hoosiers' defensive coordinator his final two seasons.

Last season, South Alabama finished 5-7 in Wommack's first season and had eight players picked up honors from the Sun Belt Conference including Sun Belt Offensive Player of the Year Jalen Tolbert who became the first draftee in the NFL during the Wommack era. The Jags' Tolbert and Darrell Luter, Jr. were named First Team All-Conference, while Keith Gallmon, Jr. and Lincoln Sefcik earned second- and third-team honors respectively. Meanwhile, Jake Bentley, Jack Brooks, Wy'Kevious Thomas and Jalen Wayne earned honorable mention honors.

Prior to his return to South Alabama, Wommack was one of five finalists for the Broyles Award in the fall after his efforts helped IU post a 6-2 mark overall on the way to finishing 12th in the final Associated Press poll after earning an invitation to the Outback Bowl. His unit led the Big Ten Conference with both 17 interceptions and a 64 percent red zone defensive rate – ranking first in the country in the latter category and second in the former – while also pacing the league with 20 takeaways and 3.12 sacks per contest. The Hoosiers also finished 10th nationally in turnover margin (1.00) and were among the top 25 in scoring (20.2 points per game) and passing efficiency (120.96 rating) as well in 2020.

Following the season, seven members of the IU defense earned all-Big Ten honors including a school-record four – Jamar Johnson, Jerome Johnson, Micah McFadden and Tiawan Mullen – first-team selections. Mullen also became the first cornerback in program history to earn first-team All-America honors after being recognized by the Football Writers Association of America (FWAA) while McFadden was a third-team Associated Press All-American.

In his first year as the youngest Power 5 defensive coordinator, Wommack led IU to top-50 rankings nationally in scoring, total, rush and pass defense for the first time since 1993. His efforts helped the Hoosiers hold four opponents to three points or less, the most in one season since limiting five to three or fewer in 1945.

Wommack was the Jaguars' defensive coordinator and linebackers coach during the 2016 and '17 campaigns, leading a unit that was among the top 10 in the country in passing defense (174.6 ypg) while allowing over 10 points fewer than the previous season – the fifth-best improvement in the NCAA FBS that fall – his first year on the staff. In 2017, South was in the top

STARTERS CHART FOR 2022 (UPDATE)

QAUARTERBACKS	TOTAL	STREAK
Carter Bradley	9	9
RUNNING BACKS	TOTAL	STREAK
La'Damian Webb	8	2
Omni Wells	1	1
RECEIVERS	TOTAL	STREAK
Devin Voisin	9	9
Jalen Wayne	9	9
Caullin Lacy	7	6
OFFENSIVE LINE	TOTAL	STREAK
James Jackson	9	9
Dontae Lucas	8	3
Reggie Smith	9	9
Adrein Strickland	9	9
PJ Mixon	3	-
Josh McCullough	6	6
Kent Foster	1	-
TIGHT ENDS	TOTAL	STREAK
Brandon Crum	1	-
Jacob Hopper	1	-
DJ Thomas-Jones	2	-
Lincoln Sefcik	7	-
DEFENSIVE LINE	TOTAL	STREAK
Zeke Chapman	1	-
Charles Coleman III	7	1
Jamall Hickbottom	2	-
Gi'Narious Johnson	1	1
Jamie Sheriff	9	9
Wy'kevious Thomas	8	-
LINEBACKERS	TOTAL	STREAK
James Miller	8	8
CJ Rias	8	8
Quentin Wilfawn	3	-
Trey Kiser	4	3
A.J. DeShazor, Jr.	1	-
DEFENSIVE BACKS	TOTAL	STREAK
Yam Banks	9	9
Jalen Jordan	9	9
Darrell Luter, Jr.	9	9
Jaden Voisin	6	2
Jamar Richardson	3	-
Marquise Robinson	4	1

PRONUNCIATION GUIDE

TERRION Avery	Tear-E-ahn
D.K. BONHOMME	Bon-hamm
LAMONDRE Brooks	Luh-mahn-dre
KE'SHUN Brown	KEY-shun
CHRYSTYILE Caldwell	CHRIS-tile
SHAHEIM Carroll	Shuh-heem
A.J. DESHAZOR, JR.	Dee-shay-zor
NAE'SAAN Dickerson	Na-shun
Travis DROSOS	Dro-sus

WEEK 11 DEPTH CHART

OFFENSE

LT	65	Josh McCullough (6-3, 312, Jr.)	76	PJ Mixon (6-4, 292, Sr.)
LG	69	Kent Foster (6-3, 291, Sr.)	74	Reid Gavin (6-4, 317, Fr.)
C	68	James Jackson (6-3, 319, Sr.)	78	Trey Simpson (6-2, 295, Jr.)
RG	67	Reggie Smith (6-1, 295, Jr.)	71	James Robinson (6-4, 345, R-So.)
RT	70	Adrien Strickland (6-6, 323, Fr.)	73	Daniel Foster-Allen (6-3, 298, R-Jr.)
QB	2	Carter Bradley (6-3, 216, Jr.)	1	Desmond Trotter (6-3, 224, Jr.)
RB	3	La'Damian Webb (5-7, 208, Jr.)	14	Braylon McReynolds (5-8, 180, Fr.)
TE	88	Lincoln Sefcik (6-3, 244, Jr.)	8	DJ Thomas-Jones (6-3, 250, Jr.)
TE	5	Brandon Crum (6-4, 255, Jr.)	27	Jacob Hopper (6-6, 248, So.)
X	0	Jalen Wayne (6-2, 207, Sr.)	6	Jay'juan Townsend (6-0, 185, So.)
H	4	Caullin Lacy (5-10, 190, So.)	89	Jamal Pritchett (5-8, 169, Fr.)
Z	9	Devin Voisin (6-0, 190, So.)	13	Christian Wortham (6-1, 189, R-Fr.)

DEFENSE

BD	11	Jamie Sheriff (6-2, 262, R-Jr.)	95	Brock Higdon (6-7, 251, R-So.)
NG	99	Wy'kevious Thomas (6-2, 304, R-So.)	17	Zeke Chapman (6-2, 305, Sr.)
DT	30	Charles Coleman III (6-3, 282, Jr.)	55	Maurice Strong (6-1, 303, Jr.)
HY	8	Yam Banks (6-1, 208, So.)	23	Tremel States-Jones (6-0, 195, Fr.)
MLB	4	James Miller (6-1, 231, Jr.)	9	Ke'shun Brown (6-1, 233, R-So.)
ST	22	Trey Kiser (6-0, 230, Jr.)	3	A.J. DeShazor, Jr. (6-0, 224, Sr.)
WF	14	CJ Rias (6-2, 236, Jr.)	20	Lamondre Brooks (6-2, 238, Fr.)
FCB	7	Marquise Robinson (6-1, 193, So.)	6	Jamar Richarson (6-0, 180, Sr.)
RV	1	Jalen Jordan (5-9, 180, Jr.)	13	CJ Thompson (6-1, 205, Sr.)
FS	2	Jaden Voisin (6-0, 203, R-So.)	38	Rickey Hyatt, Jr. (6-1, 203, R-So.)
BCB	18	Darrell Luter, Jr. (6-0, 190, Sr.)	24	Ricky Fletcher (6-2, 193, Fr.)

SPECIAL TEAMS

LS	28	Travis Drosos (6-0, 220, So.)	42	Anthony Zaccaro (6-2, 240, So.)
PK	36	Diego Guajardo (6-0, 192, Jr.)	31	Jacob Meeks (6-2, 192, Jr.)
H	92	Jack Brooks (6-0, 205, Jr.)	10	Tanner McGee (6-4, 222, R-So.)
P	92	Jack Brooks (6-0, 205, Jr.)	87	Jack Martin (5-11, 179, Jr.)
KOS	31	Jacob Meeks (6-2, 192, Jr.)	36	Diego Guajardo (6-0, 192, Jr.)
KR	12	Omni Wells (5-10, 200, Gr.)	14	Braylon McReynolds (5-8, 180, Fr.)
PR	4	Caullin Lacy (5-10, 190, So.)	14	Braylon McReynolds (5-8, 180, Fr.)

Diego GUAJARDO	Gwa-hardou	Jaden VOISON	Voy-son
KENTON JERIDO	Ken-tun	Anthony ZACCARO	Zuh-car-O
GI'NARRIOOUS Johnson	Gee-nair-E-us		
CAULLIN Lacy	Call-un		
DARRELL Luter, Jr.	Duh-rell		
Lincoln SEFCIK	Seff-sick		
WY'KEVIOUS Thomas	Why-key-vee-us		
JAY'JUAN Townsend	Jay-juu-ahn		
Devin VOISON	Voy-son		

NUMERICAL ROSTER

NO	PLAYER	POS	HT	WT	YR	HOMETOWN / HIGH SCHOOL / PREVIOUS SCHOOL
0	Keith Gallmon, Jr.	S	5-9	203	Sr.	Mobile, Ala. / Mobile Christian School
0	Jalen Wayne	WR	6-2	207	R-Sr.	Spanish Fort, Ala. / Spanish Fort HS
1	Jalen Jordan	CB	5-9	180	Jr.	Lake Cormorant, Miss. / Ole Miss
1	Desmond Trotter	QB	6-3	224	Jr.	Irondale, Ala. / Shades Valley HS
2	Carter Bradley	QB	6-3	218	Jr.	Jacksonville, Fla. / Toledo
2	Jaden Voisin	S	6-0	203	R-So.	Crestview, Fla. / Crestview HS
3	A.J. DeShazor, Jr.	ILB	6-0	224	Sr.	Lakeland, Fla. / Lake Gibson HS
3	La'Damian Webb	RB	5-7	208	Jr.	Opelika, Ala. / Jones (Miss.) College
4	Caullin Lacy	WR	5-10	190	So.	Mobile, Ala. / Faith Academy
4	James Miller	LB	6-1	231	Jr.	Tampa, Fla. / Indiana
5	Brandon Crum	TE	6-4	255	Jr.	Auburn, Ala. / Auburn HS
6	Jamar Richardson	CB	6-0	180	Sr.	Aliceville, Ala. / Ole Miss
6	Jay'juan Townsend	WR	6-0	185	So.	Eufaula, Ala. / Eufaula HS
7	Marquise Robinson	CB	6-1	193	So.	Crosby, Miss. / Southwest Mississippi CC
8	Yam Banks	S	6-1	208	So.	Ridgeland, Miss. / Ridgeland HS
8	DJ Thomas-Jones	TE	6-3	250	Jr.	Whatley, Ala. / Ole Miss
9	Ke'Shun Brown	ILB	6-1	231	R-So.	Montgomery, Ala. / Texas A&M
9	Devin Voisin	WR	6-0	190	So.	Crestview, Fla. / Crestview HS
10	Tanner McGee	QB	6-4	222	R-So.	Randleman, N.C. / Randleman HS
10	Quentin Wilfawn	ILB	6-1	240	Sr.	Oxford, Miss. / Northwest Mississippi CC
11	Nae'Saan Dickerson	WR	6-2	195	R-Fr.	Ellenwood, Ga. / Hapeville Charter Career
11	Jamie Sheriff	DL	6-2	262	R-Jr.	Terry, Miss. / Mississippi Gulf Coast CC
12	Jamall Hickbottom	DL	6-2	288	So.	Mobile, Ala. / Williamson HS
12	Omni Wells	RB	5-10	200	Gr.	Moss Point, Miss. / Mississippi State
13	CJ Thompson	S	6-1	205	Sr.	Tulsa, Okla. / Northeastern Oklahoma A&M JC
13	Christian Wortham	WR	6-1	180	R-Fr.	Grenada, Miss. / Grenada HS
14	Braylon McReynolds	RB	5-8	180	Fr.	Mobile, Ala. / McGill-Toolen HS
14	CJ Rias	OLB	6-2	236	Jr.	Carrollton, Miss. / Copiah-Lincoln (Miss.) JC
15	Chrystyle Caldwell	LB	6-0	214	Fr.	Elba, Ala. / Elba HS
16	Marvin Martin	DB	6-0	196	So.	Vicksburg, Miss. / Kansas State
17	Zeke Chapman	DL	6-2	305	Sr.	Lake, Miss. / Pearl River (Miss.) CC
17	Eli Gainey	QB	6-3	214	So.	Flowery Branch, Ga. / Flowery Branch HS
18	Darrell Luter, Jr.	CB	6-0	190	Sr.	Hattiesburg, Miss. / Pearl River (Miss.) CC
18	Keyshawn Woodyard	WR	6-1	186	R-Fr.	Mobile, Ala. / UMS-Wright Preparatory School
20	Lamondre Brooks	DL	6-2	238	Fr.	Birmingham, Ala. / Huffman HS
21	D.K. Bonhomme	LB	6-2	237	Jr.	Ottawa, Ontario, Canada / Indiana
21	Bryan Hill	RB	5-8	188	Jr.	Mobile, Ala. / Tuskegee
22	Trey Kiser	ILB	6-0	230	Jr.	Sulphur, Okla. / Northeastern Oklahoma A&M JC
23	Tremel States-Jones	DB	6-0	195	Fr.	Surrey, BC, Canada / Clearwater Academy
24	Damean Bivins	RB	6-0	210	R-So.	Pace, Fla. / Pace HS
24	Ricky Fletcher	DB	6-2	193	Fr.	Durant, Miss. / Holmes County HS
25	Khalil Jacobs	LB	6-2	218	Fr.	Clearwater, Fla. / Niceville HS
27	Jacob Hopper	TE	6-6	248	So.	Boaz, Ala. / Sardis HS
28	Jason Brooks	CB	5-8	169	Fr.	Mobile, Ala. / Mobile Christian School
28	Travis Drosos	LS	6-0	228	So.	Gilbert, Ariz. / Colorado
29	Marco Lee, Jr.	RB	5-11	235	Jr.	Columbus, Ga. / Virginia Tech
29	Christopher Wallace, Jr.	S	6-0	180	Fr.	Mobile, Ala. / Mary G. Montgomery HS
30	Charles Coleman III	DL	6-3	282	Jr.	Huntsville, Ala. / Mae Jemison HS
31	Jacob Meeks	PK	6-2	192	Jr.	Grand Prairie, Texas / Texas Tech / ULM
32	Blayne Myrick	LB	6-2	238	Fr.	Fairhope, Ala. / Fairhope HS
33	Terry Perry	DL	6-0	228	Jr.	Birmingham, Ala. / Lindsey Wilson (Ky.)
34	Jonathon Carter	RB	5-9	180	Fr.	Troy, Ala. / Charles Henderson HS
34	Jordan Whitely	LB	6-0	227	Fr.	Panama City, Fla. / Mosley HS
35	Nick Curtis	DL	6-5	210	R-So.	Birmingham, Ala. / Auburn
36	Diego Guajardo	PK	6-0	192	Jr.	Spanish Fort, Ala. / Daphne HS
38	Rickey Hyatt, Jr.	S	6-1	203	R-So.	Westerville, Ohio / Kentucky
39	Dalton Hughes	OLB	6-2	226	Fr.	Tupelo, Miss. / Tupelo HS
42	Anthony Zaccaro	LS	6-2	240	So.	Melville, N.Y. / Old Dominion
44	Nick Ruggs	TE	6-0	218	R-So.	Mobile, Ala. / McGill-Toolen Catholic HS
45	Ed Smith IV	DL	6-2	290	Fr.	Tuscaloosa, Ala. / Central HS
46	Shaheim Carroll	LB	6-2	228	Jr.	Gautier, Miss. / Jones (Miss) College
48	Gi'Narious Johnson	DL	6-1	301	Sr.	Gulfport, Miss. / Pearl River (Miss.) CC
51	Tyler Jernigan	OL	6-2	306	Jr.	Bay Minette, Ala. / Baldwin County HS
54	Sullivan Altman	ILB	5-9	205	R-So.	Rockledge, Fla. / Holy Trinity Episcopal Academy
55	Dontae Lucas	OL	6-4	322	Jr.	Overton, Fla. / Florida State

ALPHABETICAL ROSTER

NO	NAME	POS
54	Sullivan Altman	LB
8	Yam Banks	S
83	Yasir Berry	WR
24	Damean Bivens	RB
21	D.K. Bonhomme	LB
2	Carter Bradley	QB
92	Jack Brooks	P
28	Jason Brooks	DB
20	Lamondre Brooks	DL
9	Ke'Shun Brown	LB
15	Chrystyle Caldwell	LB
77	Malachi Carney	OL
46	Shaheim Carroll	LB
34	Jonathon Carter	RB
17	Zeke Chapman	DL
84	Oakley Coleman	WR
30	Charles Coleman III	DL
5	Brandon Crum	TE
35	Nick Curtis	DL
16	Christopher Davis, Jr.	WR
3	A.J. DeShazor, Jr.	ILB
11	Nae'Saan Dickerson	WR
28	Travis Drosos	LS
24	Ricky Fletcher	DB
69	Kent Foster	OL
73	Daniel Foster-Allen	OL
17	Eli Gainey	QB
0	Keith Gallmon, Jr.	S
19	Dallas Gamble	CB
74	Reid Gavin	OL
72	John Gill	OL
36	Diego Guajardo	PK
12	Jamall Hickbottom	DL
95	Brock Higdon	DL
21	Bryan Hill	RB
27	Jacob Hopper	TE
39	Dalton Hughes	OLB
38	Rickey Hyatt, Jr.	S
68	James Jackson	OL
43	Quartez Jackson	DB
25	Khalil Jacobs	LB
64	Kenton Jerido	OL
51	Tyler Jernigan	OL
48	Gi'Narious Johnson	DL
90	Carlos Johnson, Jr.	DL
1	Jalen Jordan	CB
86	Todd Justice	TE
82	Parker Kahlhert	WR
22	Trey Kiser	ILB
4	Caullin Lacy	WR
79	Logan Lanicek	OL
29	Marco Lee, Jr.	RB
41	Brandon Lockett	DB
55	Dontae Lucas	OL
18	Darrell Luter, Jr.	CB
87	Jack Martin	P
16	Marvin Martin	DB
27	Isaac Mason	CB
19	J.T. McArdle	QB
15	Victor McClinton	WR
65	Josh McCullough	OL
10	Tanner McGee	QB
14	Barylon McReynolds	RB
31	Jacob Meeks	PK
4	James Miller	LB

NUMERICAL ROSTER

NO	PLAYER	POS	HT	WT	YR	HOMETOWN / HIGH SCHOOL / PREVIOUS SCHOOL
55	Maurice Strong Jr.	DL	6-1	303	Jr.	Raiford, Fla. / Union County HS
59	Sam Williams	OL	6-0	289	Fr.	Pascagoula, Miss. / Resurrection Catholic School
64	Kenton Jerido	OL	6-2	332	Fr.	Tuscaloosa, Ala. / Northridge HS
65	Josh McCulloch	OL	6-3	312	Jr.	Houston, Texas / Aldine Benjamin Davis HS
66	Kole Payne	OL	5-10	267	Fr.	Theodore, Ala. / Theodore HS
67	Reggie Smith	OL	6-1	295	Jr.	Pensacola, Fla. / Escambia HS
68	James Jackson	OL	6-3	319	Sr.	Moss Point, Miss. / Mississippi State
69	Kent Foster	OL	6-3	291	Sr.	Pell City, Ala. / Dodge City (Kan.) CC
70	Adrein Strickland	OL	6-6	323	Fr.	Panama City, Fla. / Mosley HS
71	James Robinson	OL	6-4	345	R-So.	Montgomery, Ala / Tennessee
72	John Gill	OL	6-4	308	R-So.	Pensacola, Fla. / Pine Forest HS
73	Daniel Foster-Allen	OL	6-3	298	R-Jr.	Mobile, Ala. / Auburn
74	Reid Gavin	OL	6-4	317	Fr.	Ellisville, Miss. / South Jones HS
75	Damon Parr	OL	6-6	315	Fr.	Jacksonville, Ala. / Pleasant Valley HS
76	PJ Mixon	OL	6-4	292	R-Sr.	Montgomery, Ala. / Jacksonville State
77	Malachi Carney	OL	6-4	290	Fr.	Pleasant Grove, Ala. / Pleasant Grove HS
78	Trey Simpson	OL	6-2	295	Jr.	Mobile, Ala. / McGill-Toolen HS
79	Logan Lanicek	OL	6-4	340	Fr.	Fairhope, Ala. / Fairhope HS
81	Jeremiah Webb	WR	5-11	205	R-So.	Chicago, Ill. / South Dakota
82	Parker Kahlert	WR	6-1	195	R-So.	Atlanta, Ga. / Woodward Academy
83	Yasir Berry	WR	5-10	185	Jr.	Montavale, N.J. / Saddleback College
84	Oakley Coleman	WR	6-3	185	R-So.	Mobile, Ala. / McGill-Toolen HS
85	Caeleb Schlachter	WR	6-3	200	Fr.	Kelowna, B.C., Canada / Clearwater Academy
86	Todd Justice	TE	6-3	249	R-So.	Chelsea, Ala. / Chelsea HS
87	Jack Martin	P	5-11	179	Jr.	Mobile, Ala. / Alabama
88	Lincoln Sefcik	TE	6-3	244	Jr.	Enid, Okla. / Northeastern Oklahoma AGM JC
89	Jamaal Pritchett	WR	5-8	169	Fr.	Jackson, Ala. / Tuskegee
90	Carlos Johnson Jr.	DL	6-0	271	R-So.	Mobile, Ala. / Spanish Fort HS
91	Nathan Rawlins-Kibonge	DL	6-6	262	R-Fr.	Portland, Ore. / Oklahoma
92	Jack Brooks	P	6-0	205	Jr.	Wagga Wagga, New South Wales, Aust / Mater Dei
95	Brock Higdon	DL	6-7	251	R-So.	Pelham, Ala. / Pelham HS
97	Gage Theus	K	5-11	165	So.	Andalusia, Ala. / Fort Scott CC
99	Wy'Kevious Thomas	DL	6-2	304	R-So.	Riverdale, Ga. / Riverdale HS

ALPHABETICAL ROSTER

NO	NAME	POS
76	P.J. Mixon	OL
32	Blayne Myrick	LB
36	Trey Nelms	S
75	Damon Parr	OL
68	Kole Payne	OL
33	Terry Perry	DL
89	Jamaal Pritchett	WR
91	Nathan Rawlins-Kibonge	DL
31	Josh Reynolds	DB
14	CJ Rias	OLB
6	Jamar Richardson	CB
71	James Robinson	OL
7	Marques Robinson	CB
44	Nick Ruggs	TE
85	Caleb Schlachter	WR
88	Lincoln Sefcik	TE
11	Jamie Sheriff	DL
78	Trey Simpson	OL
26	AJ Sims	CB
67	Reggie Smith	OL
45	Ed Smith IV	DL
23	Tremel States-Jones	DB
70	Adrien Strickland	OL
45	Maurice Strong, Jr.	DL
97	Gage Theus	K
99	Wy'Kevious Thomas	DL
8	DJ Thomas-Jones	TE
13	CJ Thompson	S
6	Jay'juan Townsend	WR
1	Desmond Trotter	QB
9	Devin Voisin	WR
2	Jaden Voisin	S
29	Christopher Wallace, Jr.	S
0	Jalen Wayne	WR
81	Jeremiah Webb	WR
3	La'Damian Webb	RB
12	Omni Wells	RB
34	Jordan Whitely	LB
37	Brady Wiggins	CB
40	Korian Wilson	DB
10	Quentin Wilfawn	ILB
59	Sam Williams	OL
25	Cooper Wilson	TE
18	Keyshawn Woodyard	WR
13	Christian Wortham	WR
42	Anthony Zaccaro	LS

SCHEDULE / RESULTS

2022 SCHEDULE / RESULTS				7-2 (4-1 SUN BELT)
DATE	OPPONENT	W / L	SCORE	ATT
Sept. 3	NICHOLLS	W	48-7	15,101
Sept. 10	at Central Michigan	W	38-24	17,205
Sept. 17	at UCLA	L	31-32	29,344
Sept. 24	LOUISIANA TECH	W	38-14	17,939
Oct. 1	at Louisiana*	W	20-17	20,671
Oct. 15	ULM*	W	41-34	15,549
Oct. 20	TROY*	L	6-10	25,450
Oct. 28	at Arkansas State*	W	31-3	11,714
Nov. 5	at Georgia Southern*	W	38-31	17,084
Nov. 12	TEXAS STATE*			
Nov. 19	at Southern Mis*			
Nov. 26	OLD DOMINION*			

TEAM STATISTICS

TEAM STATISTICS	South Alabama	Opponents
SCORING	32.33	19.11
Total	291	172
FIRST DOWNS	205	154
Rushing	79	51
Passing	115	79
Penalty	11	24
RUSHING	1507	766
Yards Gained	1681	1043
Yards Lost	174	277
Attempts	356	259
Average Per Attempt	4.2	3.0
Avg. Per Game	167.4	85.1
Touchdowns	19	5
PASSING	2389	1956
Att-Comp-Int	304-200-7	305-181-10
Avg. Per Attempt	7.86	6.41
Avg. Per Game	265.44	217.33
Touchdowns	15	13
TOTAL OFFENSE	3896	2722
Total Plays	660	564
Avg. Per Play	5.9	4.8
Avg. Per Game	432.9	302.4
Touchdowns	36	20
RETURNS		
Kickoff: Average	21.80	18.92
Kickoff: Total	15-327	25-473
Punt: Average	10.72	12.00
Punt: Total	18-193	15-180
INT: Average	8.50	8.00
INT: Total	10-85	7-56
KICKING		
Punt: Avg. Yards Per Game	42.14	43.76
Punt: Net Average	37.14	38.18
Punt: Total Yards	44-1854	49-2144
FG: Good-Attempts	12-12	11-16
Onside Kicks	0-0	0-2
PENALTIES		
Avg. Per Game (YDS)	75.67	48.00
Total-Yards	77-681	46-432
TIME OF POSSESSION		
Avg. Per Game	32:22	27:05
Total	04:51:16	04:03:44
MISCELLANEOUS		
3rd Down Conversions	58-131 (44.27 %)	33-119 (27.73 %)
4th Down Conversions	6-13 (46.15 %)	10-18 (55.56 %)
Fumbles-Lost	8-3	10-7
Sacks-Yards Lost	20-159	17-115
PAT: Good-Attempts	33-34	17-17
Misc. Yards	0	0
Red Zone: Attempts-Scores	34-40	19-26
Red Zone: Touchdowns	26-40	12-26

INDIVIDUAL STATISTICS

SCORE BY QUARTERS	1ST	2ND	3RD	4TH	OT	TOTAL
South Alabama	85	65	77	62	-	291
Opponents	51	40	17	64	-	172

RUSHING	G	ATT	GAIN	LOSS	NET	AVG	TD	LG	YPG
Webb, La'Damian	9	163	914	18	896	5.5	13	69	99.56
Wells, Omni	9	39	182	7	175	4.5	0	44	19.44
Lee, Marco	9	44	162	5	157	3.6	4	32	17.44
McReynolds, Braylon	7	28	153	3	150	5.4	0	34	21.43
Avery, Terrion	3	21	83	1	82	3.9	0	14	27.33
Bradley, Carter	9	48	146	102	44	0.9	2	14	4.89
Justice, Todd	7	1	30	0	30	30.0	0	30	4.29
Trotter, Desmond	2	3	9	4	5	1.7	0	8	2.50
Lacy, Caullin	9	1	2	0	2	2.0	0	2	0.22
Brooks, Jack	9	0	0	0	0	0.0	0	0	0.00
Voisin, Devin	9	0	0	0	0	0.0	0	0	0.00
McGee, Tanner	1	1	0	11	-11	-11.0	0	0	-11.00
Team	9	6	0	23	-23	-3.8	0	0	-2.56
Total	9	356	1681	174	1507	4.2	19	69	167.44
Opponents	9	259	1043	277	766	3.0	5	55	85.11

PASSING	G	EFF	C-A-I	PCT	YDS	TD	LG	AVG
Bradley, Carter	9	143.63	188-289-7	65.05 %	2281	15	64	253.44
Trotter, Desmond	2	150.51	12-14-0	85.71 %	108	0	30	54.00
McGee, Tanner	1	0.0	0-0-0	0.0 %	0	0	0	0.00
Team	9	0.00	0-1-0	0.00 %	0	0	0	0.00
Total	9	143.48	200-304-7	65.79 %	2389	15	64	265.44
Opponents	9	120.72	181-305-10	59.34 %	1956	13	83	217.33

RECEIVING	G	NO	YDS	AVG	TD	LG	AVG
Lacy, Caullin	9	48	615	12.81	3	44	68.33
Wayne, Jalen	9	46	670	14.57	7	64	74.44
Voisin, Devin	9	38	467	12.29	1	46	51.89
Webb, La'Damian	9	14	145	10.36	1	28	16.11
Thomas-Jones, DJ	8	15	149	9.93	1	19	18.63
Sefcik, Lincoln	9	11	101	9.18	1	24	11.22
McReynolds, Braylon	7	11	95	8.64	1	18	13.57
Wells, Omni	9	8	36	4.50	0	17	4.00
Townsend, Jay'juan	7	4	62	15.50	0	30	8.86
Hopper, Jacob	7	2	21	10.50	0	13	3.00
Justice, Todd	7	1	15	15.00	0	15	2.14
Avery, Terrion	3	1	14	14.00	0	14	4.67
Wortham, Christian	4	1	-3	-3.00	0	0	-0.75
Total	9	200	2387	11.94	15	64	265.22
Opponents	9	181	1978	10.93	13	83	219.78

INDIVIDUAL STATISTICS

TOTAL OFFENSE						
	G	PLAYS	RUSH	PASS	TOTAL	AVG/G
Bradley, Carter	9	337	59	2264	2323	258.1
Webb, La'Damian	9	164	898	0	898	99.8
Wells, Omni	9	39	175	0	175	19.4
Lee, Marco	9	44	157	0	157	17.4
McReynolds, Braylon	7	28	150	0	150	21.4
Trotter, Desmond	2	17	5	108	113	56.5
Avery, Terrian	3	21	82	0	82	27.3
Justice, Todd	7	1	30	0	30	4.3
Lacy, Caullin	9	1	2	0	2	0.2
McGee, Tanner	1	1	-11	0	-11	-11.0
Team	9	0	-23	0	-23	-2.6
Total	9	661	1524	2372	3896	432.9
Opponents	9	564	768	1966	2734	303.8

SCORING									
	TD	FG	SAF	PAT	RUSH	RCV	PASS	DXP	PTS
Webb, La'Damian	14	0	0	0-0	0-0	0	0-0	0	84
Guajardo, Diego	0	12	0	33-34	0-0	0	0-0	0	69
Wayne, Jalen	7	0	0	0-0	0-0	0	0-0	0	42
Lacy, Caullin	4	0	0	0-0	0-0	0	0-0	0	24
Lee, Marco	4	0	0	0-0	0-0	0	0-0	0	24
Bradley, Carter	3	0	0	0-0	0-0	2	2-2	0	22
Banks, Yam	1	0	0	0-0	0-0	0	0-0	0	6
McReynolds, Braylon	1	0	0	0-0	0-0	0	0-0	0	6
Sefcik, Lincoln	1	0	0	0-0	0-0	0	0-0	0	6
Voisin, Devin	1	0	0	0-0	0-0	0	0-0	0	6
Thomas-Jones, DJ	1	0	0	0-0	0-0	0	0-0	0	0
Team	0	0	1	0-0	0-0	0	0-0	0	2
Total	36	12	1	33-34	0-0	2	2-2	0	291
Opponents	19	11	0	17-17	0-1	1	1-2	0	166

PUNT RETURNS					
	NO	YDS	AVG	TD	LG
Lacy, Caullin	15	157	10.47	1	57
Pritchett, Jamaal	2	25	12.50	0	20
McReynolds, Braylon	1	11	11.00	0	11
Total	18	193	10.72	1	57
Opponents	15	180	12.00	1	69

KICK RETURNS					
	NO	YDS	AVG	TD	LG
McReynolds, Braylon	9	201	22.33	0	36
Lacy, Caullin	3	84	28.00	0	49
Justice, Todd	1	17	17.00	0	17
Wells, Omni	1	13	13.00	0	13
Hill, Bryan	1	12	12.00	0	12
Total	15	327	21.80	0	49
Opponents	25	473	18.92	0	31

INDIVIDUAL STATISTICS

INTERCEPTIONS					
	NO	YDS	AVG	TD	LG
Banks, Yam	5	30	6.0	1	24
Voisin, Jaden	1	30	30.0	0	30
DeShazor, A.J.	1	4	4.0	0	4
Thompson, CJ	1	0	0.0	0	0
Brown, Ke'Shun	1	0	0.0	0	0
Luter Jr., Darrell	1	0	0.0	0	0
Total	10	58	5.80	1	30
Opponents	7	94	13.42	1	43

FUMBLE RETURNS					
	NO	YDS	AVG	TD	LG
Higdon, Brock	1	0	0.0	0	0
Kiser, Trey	1	0	0.0	0	0
Smith, Ed	1	0	0.0	0	0
Chapman, Zeke	1	0	0.0	0	0
Banks, Yan	1	0	0.0	0	0
Voisin, Jaden	1	0	0.0	0	0
Johnson, Gi'Narious	1	0	0.0	0	0
Total	7	0	0.0	0	0
Opponents	3	0	0.0	0	0

KICKOFFS					
	NO	YDS	AVG	TB	OB
Meeks, Jacob	53	3180	60.0	18	1
Guajardo, Diego	2	116	58.0	1	0
Total	55	3296	59.9	19	1
Opponents	38	2265	59.6	16	2

PUNTING									
	NO	YDS	AVG	LG	TB	FC	I20	50+	BLK
Brooks, Jack	44	1854	42.14	58	2	9	14	6	0
Total	44	1854	42.14	58	2	9	14	6	0
Opponents	49	2144	43.76	65	4	5	19	12	1

FIELD GOALS								
	MD-ATT	PCT	1-19	20-29	30-39	40+	LG	BLK
Guajardo, Diego	12-12	100.00 %	0-0	3-3	6-6	3-3	48	0
Total	12-12	100.00 %	0-0	3-3	6-6	3-3	48	0
Opponents	11-16	68.75 %	0-0	4-5	2-4	5-7	51	1

FIELD GOALS SEQUENCE		
	USA	OPP
Nicholls	(39),(48)	-
Central Michigan	(36)	(48),36
UCLA	(38)	(38),(49),(28),(24)
Louisiana Tech	(48)	-
Louisiana	(38),(43)	29,41,(51)
ULM	(34),(29)	(24),(40)
Troy	(41),(32)	37,(51)
Arkansas State	-	(32)
Georgia Southern	(29)	(22),52
Texas State		
Southern Miss		
Old Dominion		

Numbers in (parentheses) indicate field goal was made

INDIVIDUAL STATISTICS

ALL-PURPOSE YARDS								
	G	RUSH	REC	PR	KR	IR	TOT	AVG/G
Webb, La'Damian	9	898	145	0	0	0	1043	115.9
Lacy, Caullin	9	2	615	161	84	0	862	95.8
Wayne, Jalen	9	0	671	0	0	0	671	74.6
Voisin, Devin	9	0	463	0	0	0	463	51.4
McReynolds, Braylon	7	150	95	11	201	0	457	65.3
Wells, Omni	9	175	36	0	13	0	224	24.9
Lee, Marco	9	157	0	0	0	0	157	17.4
Thomas-Jones, DJ	8	0	149	0	0	0	149	18.6
Sefcik, Lincoln	9	0	101	0	0	0	101	11.2
Avery, Terrion	3	82	14	0	0	0	96	32.0
Justice, Todd	7	30	15	0	17	0	62	8.9
Townsend, Jay'juan	7	0	62	0	0	0	62	8.9
Bradley, Carter	9	59	0	0	0	0	59	6.6
Banks, Yam	9	0	0	0	0	30	30	3.3
Voisin, Jaden	9	0	0	0	0	30	30	3.3
Pritchett, Jamaal	4	0	0	25	0	0	25	6.3
Luter, Jr., Darrell Luter	9	0	0	0	0	21	21	2.3
Hopper, Jacob	7	0	21	0	0	0	21	3.0
Hill, Bryan	2	0	0	0	12	0	12	6.0
Trotter, Desmond	2	5	0	0	0	0	5	2.5
DeShazor Jr., A.J.	7	0	0	0	0	4	4	0.6
Wortham, Christian	4	0	-3	0	0	0	-3	-0.8
McGee, Tanner	1	-11	0	0	0	0	-11	-11.0
Team	9	-23	0	0	0	0	-23	-2.6
Total	9	1524	2384	197	327	85	4517	501.9
Opponents	9	768	1958	180	473	56	3435	381.7

DEFENSIVE STATISTICS

DEFENSIVE STATISTICS	GP	UA	AT	TT	TFL-YDS	SACK-YDS	INT	PBU	QBH	FR	FF	BLK	SAF
Miller, James	9	28	23	51.0	4.5-18	1.5-12	0	1	2	0	0	0	0
Kiser, Trey	9	33	14	47.0	6.0-28	2.0-20	0	1	1	1	0	0	0
Voisin, Jaden	9	26	19	45.0	4.0-22	0-0	1	2	3	1	1	0	0
Jordan, Jalen	9	26	18	44.0	0-0	0-0	0	0	1	0	0	0	0
Brown, Ke'Shun	9	20	12	32.0	0-0	0-0	1	1	1	0	2	0	0
Banks, Yam	9	21	8	29.0	3.5-10	0-0	5	5	3	1	0	0	0
Rias, CJ	9	19	9	28.0	8.0-31	4.0-21	0	1	3	0	1	0	0
Luter Jr., Darrell	9	18	9	27.0	0.5-0	0-0	1	5	1	0	0	0	0
Sheriff, Jamie	9	11	16	27.0	5.0-37	4.0-35	0	2	3	0	1	0	0
Thomas, Wy'Kevious	9	11	14	25.0	3.5-28	3.0-27	0	0	0	0	1	0	0
Robinson, Marquise	7	11	9	20.0	0-0	0-0	0	2	0	0	0	0	0
Wilfawn, Quentin	4	14	4	18.0	1.5-3	0-0	0	0	1	0	0	0	0
Coleman III, Charles	9	8	7	15.0	4.0-10	1.5-7	0	0	1	0	0	1	0
DeShazor Jr., A.J.	7	10	5	15.0	2.0-11	1.0-9	1	0	1	0	0	0	0
Higdon, Brock	9	7	5	12.0	3.5-12	1.0-7	0	0	1	1	0	0	0
Thompson, CJ	7	9	2	11.0	1.0-3	0-0	1	0	0	0	0	0	0
Brooks, Lamondre	7	6	4	10.0	0-0	0-0	0	0	0	0	1	0	0
Richardson, Jamar	6	8	2	10.0	1.0-4	0-0	0	3	0	0	0	0	0
Martin, Marvin	7	5	4	9.0	1.0-7	0-0	0	1	0	0	0	0	0
Hyatt, Ricky	8	5	2	7.0	0-0	0-0	0	0	1	0	0	0	0
Smith IV, Ed	4	2	5	7.0	0.5-2	0-0	0	0	0	1	0	0	0
Strong Jr., Maurice	7	1	6	7.0	1.5-1	0-0	0	0	0	0	0	0	0
Bonhomme, D.K.	3	3	3	6.0	0-0	0-0	0	0	0	0	0	0	0
Hickbottom, Jamall	6	0	6	6.0	0-0	0-0	0	0	0	0	0	0	0
Perry, Terry	7	5	1	6.0	0-0	0-0	0	0	0	0	0	0	0
Johnson, Gi'Narious	8	2	2	4.0	1.0-11	1.0-11	0	0	0	1	0	0	0
Chapman, Zeke	6	2	1	3.0	0-0	0-0	0	0	0	1	0	0	0
Fletcher, Ricky	9	1	2	3.0	0-0	0-0	0	0	0	0	0	0	0
Johnson Jr., Carlos	5	2	1	3.0	2.0-12	1.0-10	0	0	0	0	0	0	0
Rawlins-Kibonge, Nathan	3	0	2	2.0	0-0	0-0	0	0	0	0	0	0	0
Townsend, Jay'juan	7	1	1	2.0	0-0	0-0	0	0	0	0	0	1	0
Brooks, Jason	4	0	1	1.0	0-0	0-0	0	0	0	0	0	0	0
Caldwell, Chrystyle	1	0	1	1.0	0-0	0-0	0	0	0	0	0	0	0
Hughes, Dalton	6	0	1	1.0	0-0	0-0	0	0	0	0	0	0	0
Jacobs, Khalil	7	0	1	1.0	0-0	0-0	0	0	1	0	0	0	0
States-Jones, Tremel	5	1	0	1.0	0-0	0-0	0	0	0	0	0	0	0
Wallace, jr., Christopher	5	1	0	1.0	0-0	0-0	0	0	0	0	0	0	0
Wayne, Jalen	9	1	0	1.0	0-0	0-0	0	0	0	0	0	0	0
Bradley, Carter	9	0	0	0	0-0	0-0	0	0	0	0	0	0	0
Guajardo, Diego	9	0	0	0	0-0	0-0	0	0	0	0	0	0	0
Lacy, Caullin	9	0	0	0	0-0	0-0	0	0	0	0	0	0	0
Lee, Marco	9	0	0	0	0-0	0-0	0	0	0	0	0	0	0
McReynolds, Braylon	7	0	0	0	0-0	0-0	0	0	0	0	0	0	0
Sefcik, Lincoln	9	0	0	0	0-0	0-0	0	0	0	0	0	0	0
Team	9	0	0	0	0-0	0-0	0	0	0	0	0	0	1
Thomas-Jones, DJ	8	0	0	0	0-0	0-0	0	0	0	0	0	0	0
Voisin, Devin	9	0	0	0	0-0	0-0	0	0	0	0	0	0	0
Webb, La'Damian	9	0	0	0	0-0	0-0	0	0	0	0	0	0	0
Total	9	318	220	538.0	54.0-250	20.0-159	10	24	24	7	7	2	1
Opponents	9	355	322	677.0	44.0-166	17.0-115	7	28	15	2	4	0	0

TURNOVER CHART

Opponent	Forced by South Alabama					Forced by Opponent			
	FUM	INT	TOT	PTS OFF	Margin	FUM	INT	TOT	PTS OFF
Nicholls	1	1	2	3	+2	0	0	0	0
Central Michigan	1	0	1	7	0	0	1	1	0
UCLA	2	0	2	14	0	1	1	2	6
Louisiana Tech	1	4	5	14	+4	0	1	1	0
Louisiana	1	2	3	0	+1	1	1	2	0
ULM	0	1	1	7	+1	0	0	0	0
Troy	0	1	1	0	0	0	1	0	0
Arkansas State	1	0	1	7	+1	0	0	0	0
Georgia Southern	0	1	1	0	-1	1	1	2	7
Texas State									
Southern Miss									
Old Dominion									

REDZONE CHART

Opponent	South Alabama						Opponents				
	No.	TD	R/P	TD%	F6%	Score%	No.	TD	FG	Score%	TD%
Nicholls	4	4	2/2	100%	0%	100%	1	1	0	100%	100%
Central Michigan	6	3	1/2	50%	50%	66.7	4	3	0	75%	75%
UCLA	5	4	3/1	80%	20%	100%	6	3	3	85.7%	75%
Louisiana Tech	3	1	0/1	33%	0%	33%	4	2	1	75%	50%
Louisiana	4	2	2/0	50%	0%	50%	2	1	0	50%	50%
ULM	2	1	1/0	50%	50%	100%	6	3	2	83.3%	50%
Troy	2	0	0/0	0%	100%	50%	2	1	0	50%	50%
Arkansas State	3	3	3/0	100%	0%	100%	1	0	1	100%	100%
Georgia Southern	7	5	4/1	71.4%	14.3%	85.7%	4	2	1	75%	50%
Texas State											
Southern Miss											
Old Dominion											

GAME-BY-GAME STATISTICS

GAME-BY-GAME STATISTICS

GAME	FINAL SCORE	QUARTERS					FIRST DOWNS		RUSHING	PASSING			TOT OFF	PUNTS	PENALTIES		FIELD	TOP
		1	2	3	4	OT	R-P-PE	TOT	NO-YDS-TD	C-A-I	YDS	TD	ATT-YDS	NO-AVG	F-FL	NO-YDS	GOALS	
Nicholls	7	0	0	0	7	-	5-4-1	10	27-59-1	15-28-1	106	0	55-165	9-46.0	1-1	2-9	0-0	25:11
South Alabama	48	10	17	14	7	-	11-13-0	24	39-176-3	26-35-0	332	3	74-508	6-41.0	0-0	10-80	2-2	34:49
South Alabama	38	20	11	0	7	-	9-18-3	30	46-148-2	26-42-1	354	3	88-502	5-45.0	0-0	9-100	1-1	38:00
Central Michigan	24	7	3	0	14	-	6-12-5	23	27-81-2	23-47-0	257	1	74-338	5-50.8	1-1	8-85	1-2	22:00
South Alabama	31	10	7	14	0	-	7-13-2	22	34-162-3	29-36-1	237	1	70-399	2-48.0	1-1	4-35	1-1	32:57
UCLA	32	6	7	10	9	-	9-11-3	23	37-144-0	20-30-0	263	3	67-407	1-46.0	3-2	4-42	4-4	27:03
Louisiana Tech	14	0	7	0	7	-	5-9-3	17	29-57-0	19-34-4	251	2	63-308	4-39.8	1-1	8-85	0-0	31:09
South Alabama	38	14	3	14	7	-	9-11-3	23	35-175-0	17-25-1	214	3	60-389	4-42.5	0-0	14-131	1-1	28:51
South Alabama	20	0	7	3	10	-	7-12-2	21	37-116-2	18-41-1	245	0	78-361	5-40.0	1-1	8-60	2-2	30:18
Louisiana	17	7	0	0	10	-	9-5-3	17	30-161-0	22-36-2	115	1	66-276	5-41.2	2-1	7-66	1-3	29:42
ULM	34	7	13	0	14	-	4-12-2	18	31-57-0	20-27-1	371	4	58-438	5-47.8	0-0	3-25	2-2	28:18
South Alabama	41	10	7	17	7	-	9-16-0	25	41-195-2	24-33-0	420	3	74-615	4-36.8	1-0	5-62	2-2	26:42
Troy	10	0	7	0	3	-	8-7-1	16	41-128-1	14-19-1	138	0	60-266	6-42.8	0-0	5-35	1-2	33:24
South Alabama	6	0	3	0	3	-	2-13-0	15	21-31-0	29-41-1	215	0	62-246	7-41.6	1-0	6-60	2-2	26:36
South Alabama	31	14	2	8	7	-	8-8-0	16	47-183-3	17-24-0	179	1	71-362	8-42.8	2-0	8-35	0-0	35:59
Arkansas State	3	3	0	0	0	-	1-8-0	9	19-(19)-0	22-39-0	177	0	58-158	9-36.3	2-1	2-25	1-1	24:01
South Alabama	38	7	10	7	14	-	17-11-1	29	56-321-4	16-27-2	193	1	83-514	3-29.3	2-1	13-118	1-1	37:04
Georgia Southern	31	21	3	7	0	-	4-11-6	21	18-88-1	26-45-1	278	2	63-366	5-38.4	0-0	7-60	1-2	22:56
Texas State																		
South Alabama																		
South Alabama																		
Southern Miss																		
Old Dominion																		
South Alabama																		

GAME-BY-GAME OFFENSIVE STARTERS

	WR	TE	LT	LG	C	RG	RT	WR/TE	WR	QB	RB
Southern Miss	Wayne	Sefcik	Mixon	Lucas	Jackson	Smith	Strickland	D. Voisin	Lacy	Bradley	Webb
Central Michigan	Wayne	Sefcik	Mixon	Lucas	Jackson	Smith	Strickland	Thomas-Jones	D. Voisin	Bradley	Webb
UCLA	Wayne	Sefcik	Mixon	Lucas	Jackson	Smith	Strickland	Thomas-Jones	Lacy	Bradley	Webb
Louisiana Tech	Wayne	Sefcik	McCullough	Lucas	Jackson	Smith	Strickland	D. Voisin	Lacy	Bradley	Webb
Louisiana	Wayne	Hopper	McCullough	Lucas	Jackson	Smith	Strickland	D. Voisin	Lacy	Bradley	Webb
ULM	Wayne	Sefcik	McCullough	Foster	Jackson	Smith	Strickland	D. Voisin	Lacy	Bradley	Webb
Troy	Wayne	Sefcik	McCullough	Lucas	Jackson	Smith	Strickland	D. Voisin	Lacy	Bradley	Wells
Arkansas State	Wayne	Sefcik	McCullough	Lucas	Jackson	Smith	Strickland	D. Voisin	Lacy	Bradley	Webb
Georgia Southern	Wayee	Crum	McCullough	Lucas	Jackson	Smith	Strickland	D. Voisin	Lacy	Bradley	Webb
Texas State											
Southern Miss											
Old Dominion											

GAME-BY-GAME DEFENSIVE STARTERS

	BANDIT	NT	DT	WOLF/S	MIKE	STINGER	CB	HUSKY	ROVER	FS	CB/DL
Southern Miss	Sheriff	Thomas	Coleman	Rias	Miller	Wilfawn	Luter	Banks	Jordan	J. Voisin	JRichardson
Central Michigan	Sheriff	Thomas	Coleman	Rias	Miller	Wilfawn	Luter	Banks	Jordan	J. Voisin	Richardson
UCLA	Sheriff	Thomas	Coleman	Rias	Miller	Wilfawn	Luter	Banks	Jordan	J. Voisin	Richardson
Louisiana Tech	Sheriff	Thomas	Coleman	Rias	Miller	Kiser	Luter	Banks	Jordan	J. Voisin	Robinson
Louisiana	Sheriff	Thomas	Coleman	Rias	Miller	DeShazor	Luter	Banks	Jordan	Martin	Robinson
ULM	Sheriff	Thomas	Coleman	Rias	Miller	Kiser	Luter	Banks	Jordan	J. Voisin	Robinson
Troy	Sheriff	Thomas	Chapman	Rias	Miller	Kiser	Luter	Banks	Jordan	J. Voisin	Hickbottom
Arkansas State	Sheriff	Thomas	Hickbottom	Rias	Miller	Kiser	Luter	Banks	Jordan	J. Voisin	Robinson
Georgia Southern	Sheriff	Johnson	Coleman	Rias	Miller	Kiser	Luter	Banks	Jordan	J. Voisin	Robinson
Texas State											
Southern Miss											
Old Dominion											

INDIVIDUAL GAME-BY-GAME STATISTICS

GAME-BY-GAME PASSING																	
BRADLEY	COMP	ATT	INT	PCT	YDS	TD	LG	SACKS	TROTTER	COMP	ATT	INT	PCT	YDS	TD	LG	SACKS
Nicholls	17	25	0	68.0 %	260	3	52	1	Nicholls	9	10	0	90.0 %	72	0	24	1
Central Michigan	26	42	1	61.9 %	354	3	40	2	Central Michigan	- did not play -							
UCLA	29	36	1	80.6 %	237	1	37	0	UCLA	- did not play -							
Louisiana Tech	14	21	1	66.7 %	178	3	28	1	Louisiana Tech	3	4	0	75.0 %	36	0	30	0
Louisiana	18	41	1	43.9 %	245	0	43	2	Louisiana	- did not play -							
ULM	25	33	0	75.8 %	420	3	64	2	ULM	- did not play -							
Troy	29	40	1	72.5 %	215	0	21	3	Troy	- did not play -							
Arkansas State	17	24	0	70.8 %	179	1	49	0	Arkansas State	- did not play -							
Georgia Southern	16	27	2	59.3 %	193	1	28	4	Georgia Southern	- did not play -							
Texas State									Texas State								
Southern Miss									Southern Miss								
Old Dominion									Old Dominion								

GAME-BY-GAME RUSHING (No.-Yards-TD)														
Rushing	NO-YDS-TD	NICH	CMU	UCLA	LATECH	UL	ULM	TROY	ASU	GASO	TXST	USM	ODU	
Webb, La'Dmanian	164-898-13	18-98-2	20-91-2	16-124-1	14-75-0	22-75-1	1-7-0	8-12-0	28-162-3	35-247-4				
Wells, Omni	39-175-0	5-23-0	2-2-0	1-2-0	4-19-0	1-4-0	17-85-0	4-21-0	2-1-0	3-18-0				
Lee, Marco	44-157-4	2-1-0	5-16-0	4-6-0	4-16-0	3-6-0	15-93-2	2-2-0	8-12-0	1-5-0				
McReynolds, B.	28-150-0	3-25-0	2-(-1)-0	3-4-0	7-51-0	3-25-0	-	-	4-4-0	6-42-0				
Avery, Terrion	21-82-0	5-23-0	11-30-0	5-29-0	-	-	-	-	-	-				
Bradley, Carter	48-59-2	5-10-1	5-8-0	4-8-0	3-5-0	8-6-1	5-9-0	7-(-4)-0	4-17-0	7-(-15)-0				
Justice, Todd	1-30-0	-	-	-	-	-	-	-	-	1-30-0				
Lacy, Caullin	1-2-0	-	1-2-0	-	-	-	-	-	-	-				
Trotter, Desmond	1-(-4)-0	1-(-4)-0	-	-	-	-	-	-	-	-				
McGee, Tanner	1-(-11)-0	-	-	1-(-11)-0	-	-	-	-	-	-				
Thomas-Jones, DJ	1-0-0	-	-	-	1-0-0	-	-	-	-	-				

GAME-BY-GAME RECEIVING (No.-Yards-TD)													
Receiving	NO-YDS-TD	NICH	CMU	UCLA	LATECH	UL	ULM	TROY	ASU	GASO	TXST	USM	ODU
Lacy, Caullin	48-615-3	6-72-0	5-97-0	4-49-1	3-40-1	5-112-0	12-133-1	7-50-0	3-29-0	3-33-0			
Wayne, Jalen	46-671-7	3-98-2	10-98-1	7-76-0	2-37-0	4-55-0	5-127-2	9-68-0	3-83-1	3-28-1			
Voisin, Devin	38-463-1	2-5-0	4-56-1	7-64-0	3-27-0	3-41-0	7-141-0	9-93-0	1-2-0	2-42-0			
Thomas-Jones, DJ	15-149-1	2-28-0	3-38-1	1-5-0	-	1-7-0	-	1-6-0	4-48-0	3-17-0			
Webb, La'Damian	14-145-1	2-18-0	2-30-0	6-42-0	1-28-1	1-12-0	-	1-9-0	1-6-0	-			
Sefcik, Lincoln	11-101-1	1-24-0	1-4-0	-	2-9-1	1-6-0	1-19-0	-	3-8-0	2-31-0			
McReynolds, B	11-95-1	4-39-1	1-16-0	1-1-0	2-24-0	1-(-6)-0	-	-	1-5-0	1-16-0			
Wells, Omni	8-36-0	1-6-0	-	-	1-(-9)-0	1-9-0	-	2-2-0	1-2-0	2-26-0			
Townsend, Jay'juan	4-62-0	2-23-0	-	-	1-30-0	1-9-0	-	-	-	-			
Avery, Terrion	1-14-0	1-14-0	-	-	-	-	-	-	-	-			
Hopper, Jacob	1-8-0	1-8-0	-	-	-	-	-	-	-	-			
Wortham, Christian	1-(-3)-0	1-(-3)-0	-	-	-	-	-	-	-	-			
Justice, Todd	1-15-0	-	-	-	1-15-0	-	-	-	-	-			
Hopper, Jacob	1-13-0	-	-	-	1-13-0	-	-	-	-	-			

INDIVIDUAL GAME-BY-GAME STATISTICS

GAME-BY-GAME TACKLES (UT-A-TT)											
Tackles	UT-A-TT	NICH	CMU	UCLA	LATECH	UL	ULM	TROY	ASU	GASO	
Miller, James	28-23-51	2-1-3	3-0-3	3-2-5	2-2-4	4-4-8	5-4-9	2-1-3	3-5-8	4-3-7	TXST
Kiser, Trey	33-14-47	3-0-3	3-3-6	3-1-4	5-0-5	4-3-7	1-0-1	6-3-9	5-0-5	3-4-7	USM
Voisin, Jaden	26-19-45	1-4-5	4-2-6	4-2-6	2-1-0	3-2-5	3-2-5	4-2-6	4-3-7	1-1-2	ODU
Jordan, Jalen	18-16-34	1-2-3	2-3-5	5-2-7	2-2-4	1-3-4	3-1-4	4-2-6	0-1-1	8-2-10	
Brown, Ke'Shun	19-12-31	2-2-4	3-1-4	4-0-4	2-1-3	3-4-7	1-0-1	3-3-6	1-1-2	1-0-1	
Banks, Yam	21-8-29	1-2-3	1-1-2	4-0-4	1-0-1	2-1-3	2-3-5	6-0-6	2-1-3	2-0-2	
Luter, Darrell	18-9-27	0-2-2	3-0-3	2-0-2	2-2-4	2-1-3	2-0-2	3-2-5	3-1-4	1-1-2	
Rias, CJ	18-9-27	0-1-1	2-0-2	2-0-2	4-0-4	5-2-7	1-1-2	2-2-4	1-2-3	2-1-3	
Sheriff, Jamie	11-16-27	1-1-2	1-2-3	1-0-1	2-3-5	1-0-1	2-3-5	1-4-5	2-2-4	0-1-1	
Thomas, Wy'Kevious	11-14-25	0-3-3	1-0-1	5-0-5	0-3-3	0-3-3	1-1-2	2-1-3	1-1-2	1-2-3	
Robinson, Marquise	11-9-20	-	-	1-0-1	2-0-2	2-4-6	3-3-6	0-1-1	2-0-2	-	
Wilfawn, Quentin	14-4-18	6-3-9	5-1-6	2-0-2	-	-	-	1-0-1	-	1-1-2	
Coleman, Charles	8-7-15	0-1-1	-	1-0-1	-	1-1-2	2-1-3	3-2-5	1-0-1	0-2-2	
DeShazor, A.J.	8-6-14	2-0-2	3-1-4	-	2-0-2	0-3-3	2-1-3	-	1-0-1	-	
Higdon, Brock	7-5-12	1-2-3	1-0-1	1-0-1	1-1-2	0-1-1	1-1-2	1-0-1	-	1-0-1	
Thompson, CJ	9-2-11	1-0-1	1-0-1	2-1-3	0-1-1	-	-	-	2-0-2	3-0-3	
Brooks, Lamondre	7-4-11	2-0-1	-	-	1-2-3	2-0-2	0-1-1	1-1-2	1-0-1	-	
Martin, Marvin	5-5-10	1-1-2	0-1-1	3-0-3	0-1-1	1-1-2	-	-	-	-	
Richardson, Jamar	8-2-10	2-0-2	0-0-0	2-1-3	-	-	2-0-2	1-1-2	-	1-0-1	
Hyatt, Ricky	5-2-7	-	1-0-1	-	1-1-2	-	-	-	2-0-2	1-1-2	
Smith, Ed	2-5-7	0-2-2	1-0-1	1-2-3	0-1-1	-	-	-	-	-	
Strong, Maurice	1-6-7	-	0-1-1	-	0-1-1	1-0-1	0-2-2	0-1-1	0-1-1	-	
Bonhomme, D.K.	3-3-6	1-1-2	1-1-2	1-1-2	-	-	-	-	-	-	
Perry, Terry	5-1-6	1-1-2	1-0-1	-	2-0-2	-	1-0-1	-	-	-	
Hickbottom, Jamall	0-6-6	0-1-1	-	-	0-2-2	-	0-2-2	-	0-1-1	-	
Johnson, Gi'Narious	2-2-4	0-1-1	-	1-0-1	-	-	-	-	1-0-1	0-1-1	
Chapman, Zeke	2-1-3	-	-	2-0-2	0-1-1	-	-	-	-	-	
Johnson, Carlos	2-1-3	0-1-1	-	-	1-0-1	-	-	-	1-0-1	-	
Fletcher, Ricky	1-2-3	-	-	-	0-1-1	-	-	-	1-0-1	0-1-1	
Rawlins-Kibonge, Nathan	0-3-3	0-1-1	-	-	0-1-1	-	-	-	0-1-1	-	
Townsend, Jay'juan	1-1-2	-	0-1-1	-	-	1-0-1	-	-	-	-	
States-Jones, Tremel	1-0-1	1-0-1	-	-	-	-	-	-	-	-	
Wayne, Jalen	1-0-1	-	-	1-0-1	-	-	-	-	-	-	
Wallace, Christopher	1-0-1	-	-	-	1-0-1	-	-	-	-	-	
Brooks, Jason	0-1-1	-	0-1-1	-	-	-	-	-	-	-	
Lacy, Caullin	0-1-1	-	0-1-1	-	-	-	-	-	-	-	
Caldwell, Chrystyle	0-1-1	-	-	-	0-1-1	-	-	-	-	-	
Hughes, Dalton	0-1-1	-	-	-	-	0-1-1	-	-	-	-	
Jacobs, Kahlil	0-1-1	0-0-0	-	-	-	-	-	-	-	0-1-1	

INDIVIDUAL GAME-BY-GAME STATISTICS

Tackles for Loss	TFL-YDS	NICH	CMU	UCLA	LATECH	UL	ULM	TROY	ASU	GASO	TXST	USM	ODU
Rias, CJ	8.0-31	-	1.0-4	-	1.0-3	1.0-2	-	2.0-11	0.5-0	2.5-11			
Kiser, Trey	6.0-28	-	-	-	1.0-8	2.0-14	-	1.0-2	1.0-2	1.0-2			
Sheriff, Jamie	5.0-37	-	-	-	1.5-15	-	-	1.5-7	1.5-14	0.5-1			
Voisin, Jaden	5.0-22	1.0-9	1.0-5	-	1.0-4	-	-	-	1.0-4	-			
Miller, James	4.5-18	-	1.0-8	1.0-1	-	0.5-1	-	-	1.5-5	0.5-3			
Thomas, Wy'kevious	3.5-28	-	1.0-6	-	-	-	1.0-7	-	1.5-15	-			
Higdon, Brock	3.5-12	-	1.0-3	-	1.0-2	-	1.5-7	-	-	-			
Banks, Yam	3.5-10	-	-	-	1.0-3	0.5-1	-	1.0-3	1.0-3	-			
Johnson, Carlos	3.0-12	-	-	-	1.0-10	-	1.0-1	-	1.0-2	-			
Coleman, Charles	3.0-9	-	-	-	-	-	-	2.0-8	-	1.0-1			
Wilfawn, Quentin	1.5-3	1.0-2	0.5-1	-	-	-	-	-	-	-			
Strong, Maurice	1.5-1	-	0.5-0	-	-	-	0.5-1	0.5-0	-	-			
Johnson, Gi'Narious	1.0-11	-	-	-	-	-	-	-	1.0-11	-			
Martin, Marvin	1.0-7	0.5-6	-	-	0.5-1	-	-	-	-	-			
Richardson, Jamar	1.0-4	-	-	-	-	-	1.0-4	-	-	-			
DeShazor, AJ	1.0-2	-	-	-	1.0-2	-	1.0-9	-	-	-			
Smith, Ed	0.5-2	0.5-2	-	-	-	-	-	-	-	-			
Luter, Darrell	0.5-0	-	-	-	-	-	-	-	-	0.5-0			

GAME-BY-GAME SACKS (SKS-YDS)

Sacks	SKS-YDS	NICH	CMU	UCLA	LATECH	UL	ULM	TROY	ASU	GASO	TXST	USM	ODU
Rias, CJ	4.0-16	-	1.0-4	-	1-3.0	-	-	1.0-7	-	1.0-7			
Sheriff, Jamie	4.0-35	-	-	-	1.0-14	-	-	1.5-7	1.5-14	-			
Thomas, Wy'Kevious	3.0-31	-	-	-	1.0-10	-	1.0-7	-	1.0-14	-			
Kiser, Trey	2.0-20	-	-	-	1.0-8	1.0-12	-	-	-	-			
Miller, James	1.5-12	-	1.0-8	-	-	-	-	-	0.5-4	-			
Coleman, Charles	1.5-7	-	-	-	-	-	-	1.5-7	-	-			
Johnson, Gi'Narious	1.0-11	-	-	-	-	-	-	-	1.0-11	-			
DeShazor, AJ	1.0-9	-	-	-	-	-	1.0-9	-	-	-			
Higdon, Brock	1.0-7	-	-	-	-	-	1.0-7	-	-	-			
Thomas, Wy'kevious	1.0-6	-	1.0-6	-	-	-	-	-	-	-			

INDIVIDUAL GAME-BY-GAME STATISTICS

GAME-BY-GAME PUNTING									GAME-BY-GAME KICKING								
BROOKS	NO	YDS	AVG	LG	I20	TB	50+	60+	GUJARDO	PAT	ATT	PCT	FG	FGA	PCT	LG	PTS
Nicholls	6	246	41.0	58	4	0	1	0	Nicholls	6	6	100.0%	2	2	100.0%	48	12
Central Michigan	5	225	45.0	50	1	0	1	0	Central Michigan	3	4	75.0%	1	1	100.0%	36	6
UCLA	2	96	48.0	52	1	0	1	0	UCLA	4	4	100.0%	1	1	100.0%	38	7
Louisiana Tech	4	170	42.5	51	2	0	1	0	Louisiana Tech	5	5	100.0%	1	1	100.0%	24	8
Louisiana	5	200	40.0	51	2	0	1	0	Louisiana	2	2	100.0%	2	2	100.0%	43	8
ULM	4	147	36.8	39	1	1	0	0	ULM	5	5	100.0%	2	2	100.0%	34	11
Troy	7	291	41.6	51	2	0	1	0	Troy	0	0	0.0%	2	2	100.0%	41	6
Arkansas State	8	342	42.8	49	0	2	0	0	Arkansas State	3	3	100.0%	0	0	0.0%	0	3
Georgia Southern	3	88	29.3	46	0	0	0	0	Georgia Southern	5	5	100.0%	1	1	100.0%	29	8
Texas State									Texas State								
Southern Miss									Southern Miss								
Old Dominion									Old Dominon								

SOUTH ALABAMA SCORING DRIVES

Opponent	No. of Plays	Total Yards	Drive Time	Type of Score	Score QTR/Time	Scoring Play
Nicholls	6	80	2:48	Rush	1/4:05	Webb 15-yd run
Nicholls	4	3	1:29	Field Goal	1/1:54	Guajardo 39-yd FG
Nicholls	4	83	1:17	Pass	2/13:50	Wayne 52-yd rec
Nicholls	1	4	0:08	Rush	2/9:27	Bradley 4-yd run
Nicholls	14	54	5:26	Field Goal	2/1:30	Guajardo 48-yd FG
Nicholls	4	66	1:17	Pass	3/6:58	Wayne 37-yd rec
Nicholls	5	60	2:07	Pass	3/3:52	McReynolds 18-yd rec
Nicholls	7	77	2:56	Rush	4/11:22	Webb 2-yd run
Central Michigan	8	88	2:57	Pass	1/8:51	Thomas-Jones 16-yd rec
Central Michigan	10	65	2:29	Rush	1/1:29	Webb 3-yd run
Central Michigan	3	22	0:12	Pass	1/1:05	D. Voisin 22-yd rec
Central Michigan	6	50	2:46	Pass	2/12:14	Wayne 10-yd rec
Central Michigan	11	62	4:30	Field Goal	2/5:47	Guajardo 36-yd fg
Central Michigan	6	61	2:06	Rush	4/10:53	Webb 30-yd run
UCLA	9	75	3:24	Rush	1/8:51	Lee 1-yd run
UCLA	9	55	3:04	Field Goal	1/1:18	Guajardo 38-yd fg
UCLA	12	80	6:31	Rush	2/5:54	Webb 9-yd run
UCLA	8	67	2:58	Rush	3/1:43	Lee 1-yd run
UCLA	2	6	0:27	Pass	3/0:57	Lacy 4-yd rec
Louisiana Tech	6	80	2:01	Pass	1/12:46	Sefcik 3-yd rec
Louisiana Tech	-	-	-	Punt Return	1/11:10	Lacy 57-yd punt ret
Louisiana Tech	8	85	4:03	Field Goal	2/8:54	Guajardo 24-yd fg
Louisiana Tech	-	-	-	Interception	3/14:02	Banks 24-yd int ret
Louisiana Tech	3	21	1:09	Pass	3/11:06	Lacy 19-yd rec
Louisiana Tech	6	77	2:37	Pass	4/14:51	Webb 28-yd rec
Louisiana	11	68	4:46	Rush	2/2:54	Webb 1-yd run
Louisiana	7	44	3:06	Field Goal	3/8:29	Guajardo 38-yd fg
Louisiana	11	51	4:46	Rush	4/1:53	Bradley 3-yd run
Louisiana	8	49	0:42	Field Goal	4/0:00	Guajardo 43-yd fg
ULM	10	57	3:56	Field Goal	1/8:51	Guajardo 34-yd fg
ULM	3	75	0:42	Pass	1/7:54	Wayne 64-yd rec
ULM	6	79	2:07	Rush	2/4:01	Lee 4-yd run
ULM	5	75	2:11	Pass	3/12:49	Wayne 20-yd rec
ULM	2	41	0:22	Pass	3/10:36	Lacy 24-yd rec
ULM	10	67	4:40	Field Goal	3/3:51	Guajardo 29-yd fg
ULM	7	55	2:34	Rush	4/14:55	Lee 5-yd run
Troy	9	53	1:05	Field Goal	2/0:00	Guajardo 41-yd fg
Troy	10	60	4:21	Field Goal	4/10:27	Guajardo 32-yd fg
Arkansas State	5	84	2:01	Rush	1/12:46	Webb 3-yd run
Arkansas State	2	54	0:41	Pass	1/4:02	Wayne 49-yd rec
Arkansas State	-	-	0:07	Safety	2/2:45	Safety
Arkansas State	13	61	6:13	Rush	3/5:18	Webb 1-yd run
Arkansas State	11	52	7:16	Rush	4/1:34	Webb 1-yd run
Georgia Southern	6	75	2:24	Pass	1/6:56	Wayne 10-yd rec
Georgia Southern	9	75	3:28	Rush	2/14:56	Webb 1-yd run
Georgia Southern	10	73	3:25	Field Goal	2/3:23	Guajardo 29-yd fg
Georgia Southern	13	75	5:45	Rush	3/3:00	Webb 5-yd run
Georgia Southern	10	83	4:29	Rush	4/11:46	Webb 5-yd run
Georgia Southern	7	78	3:39	Rush	4/5:50	Webb 9-yd run

EXPLOSIVE PLAYS (25 YDS or MORE)

Opponent (Qtr)	Type Play	Player	Result
Nicholls (1st)	Pass	Lacy 37-yd reception from Bradley	First Down
Nicholls (2nd)	Pass	Wayne 52-yd reception from Bradley	Touchdown
Nicholls (2nd)	Punt Return	Lacy 38-yd return	First Down
Nicholls (3rd)	Pass	Wayne 37-yd reception from Bradley	Touchdown
Central Michigan	Pass	Lacy 40-yd reception from Bradley	First Down
Central Michigan	Pass	Voisin 36-yd reception from Bradley	First Down
Central Michigan	Rush	Webb 30-yd run	Touchdown
UCLA	Rush	Webb 47-yd run	First Down
UCLA	Pass	Lacy 37-yd reception from Bradley	First Down
Louisiana Tech	Kick Return	McReynolds 93-yd kickoff return	Penalty
Louisiana Tech	Rush	Webb 25-yd run	First Down
Louisiana Tech	Punt Return	Lacy 57-yd punt return	Touchdown
Louisiana Tech	Rush	McReynolds 34-yd run	First Down
Louisiana Tech	Pass	Webb 28-yd reception from Bradley	Touchdown
Louisiana	Pass	Lacy 42-yd reception from Bradley	First Down
Louisiana	Pass	Lacy 43-yd reception from Bradley	First Down
ULM	Pass	Wayne 64-yd reception from Bradley	Touchdown
ULM	Kick Return	Lacy 49-yd kickoff return	First Down
ULM	Rush	Wells 44-yd run	First Down
ULM	Pass	Lacy 44-yd reception from Bradley	First Down
ULM	Punt Return	Lacy 26-yd return	First Down
Arkansas State	Rush	Webb 69-yd run	First Down
Arkansas State	Pass	Wayne 49-yd reception from Bradley	Touchdown
Georgia Southern	Kickoff Return	McReynolds 36-yd kickoff return	First Down
Georgia Southern	Rush	Webb 25-yd run	First Down
Georgia Southern	Pass	Lacy 28-yd reception from Bradley	First Down
Georgia Southern	Pass	Voisin 27-yd reception from Bradley	First Down
Georgia Southern	Rush	Webb 26-yd run	First Down

DRIVE SUPERLATIVES

	SOUTH ALABAMA (Game)	OPPONENTS (Game)
Shortest Drive (plays)	1 (twice)at Georgia Southern, 11/5 (0:00/2nd qtr)	1 five times, last by Georgia Southern, 11/5 (13:10/3rd qtr)
Shortest Drive (yards)	-15 vs. Nicholls, 9/3 (6:24/4th qtr)	-24 by UCLA, 9/17 (0:13/3rd qtr)
Shortest Drive (time elapsed)	0:08 vs. Nicholls, 9/3 (1 play/4yds/2nd qtr)	0:07 by Arkansas State, 10/29 (1 play/-7 yds/2nd qtr)
Longest Drive (plays)	14 vs. Nicholls, 9/3 (54 yds/2nd qtr)	17 by Louisiana, 10/1 (82 yds/4th qtr)
	14 at Central Michigan, 9/10 (61 yds/3rd qtr)	
Longest Drive (yards)	96 vs. Louisiana Tech, 9/24 (6 plays/1st qtr)	88 by Georgia Southern, 11/5 (10 plays/3rd qtr)
Longest Drive (time elapsed)	7:16 at Arkansas State, 10/29 (11 plays/52 yds/4th qtr)	6:17 by Louisiana, 10/1 (17 plays/82 yds/4th qtr)

SUPERLATIVES

SOUTH ALABAMA INDIVIDUAL GAME HIGHS

RUSHES	35	La'Damian Webb at Ga. Southern (11/05/2022)
YARDS RUSHING	247	La'Damian Webb at Ga. Southern (11/05/2022)
TD RUSHES	4	La'Damian Webb at Ga. Southern (11/05/2022)
LONG RUSH	69	La'Damian Webb at Arkansas St. (10/29/2022)
PASS ATTEMPTS	42	Carter Bradley at Central Mich. (09/10/2022)
PASS COMPLETIONS	29	Carter Bradley vs Troy (10/20/2022)
YARDS PASSING	420	Carter Bradley vs ULM (10/15/2022)
TD PASSES	3	Carter Bradley vs ULM (10/15/2022)
	3	Carter Bradley vs Louisiana Tech (09/24/2022)
	3	Carter Bradley at Central Mich. (09/10/2022)
	3	Carter Bradley vs Nicholls (09/03/2022)
LONG PASS	64	Carter Bradley vs ULM (10/15/2022)
RECEPTIONS	12	Caullin Lacy vs ULM (10/15/2022)
YARDS RECEIVING	141	Devin Voisin vs ULM (10/15/2022)
TD RECEPTIONS	2	Jalen Wayne vs ULM (10/15/2022)
	2	Jalen Wayne vs Nicholls (09/03/2022)
LONG RECEPTION	64	Jalen Wayne vs ULM (10/15/2022)
PUNTS	8	Jack Brooks at Arkansas St. (10/29/2022)
PUNTING AVG	48.0	Jack Brooks at UCLA (09/17/2022)
LONG PUNT	58	Jack Brooks vs Nicholls (09/03/2022)
PUNTS INSIDE 20	4	Jack Brooks vs Nicholls (09/03/2022)
LONG PUNT RETURN	57	Caullin Lacy vs Louisiana Tech (09/24/2022)
LONG KICKOFF RETURN	49	Caullin Lacy vs ULM (10/15/2022)
TACKLES	10	Jalen Jordan at Ga. Southern (11/05/2022)
SACKS	1.5	Jamie Sheriff at Arkansas St. (10/29/2022)
	1.5	Charles Coleman III vs Troy (10/20/2022)
	1.5	Jamie Sheriff vs Troy (10/20/2022)
TACKLES FOR LOSS	2.5	CJ Rias at Ga. Southern (11/05/2022)

SOUTH ALABAMA GAME HIGHS

RUSHES	56	at Ga. Southern (11/05/2022)
YARDS RUSHING	321	at Ga. Southern (11/05/2022)
YARDS PER RUSH	5.	at Ga. Southern (11/05/2022)
TD RUSHES	4	at Ga. Southern (11/05/2022)
PASS ATTEMPTS	42	at Central Mich. (09/10/2022)
PASS COMPLETIONS	29	Troy (10/20/2022)
YARDS PASSING	420	ULM (10/15/2022)
YARDS PER PASS	12.7	ULM (10/15/2022)
TD PASSES	3	ULM (10/15/2022)
	3	Louisiana Tech (09/24/2022)
	3	at Central Mich. (09/10/2022)
	3	Nicholls (09/03/2022)
TOTAL PLAYS	89	at Central Mich. (09/10/2022)
TOTAL OFFENSE	615	ULM (10/15/2022)
YARDS PER PLAY	8.3	ULM (10/15/2022)
POINTS	48	Nicholls (09/03/2022)
SACKS BY	4	at Arkansas St. (10/29/2022)
	4	Troy (10/20/2022)
	4	Louisiana Tech (09/24/2022)
FIRST DOWNS	31	at Central Mich. (09/10/2022)
PENALTIES	14	Louisiana Tech (09/24/2022)
PENALTY YARDS	131	Louisiana Tech (09/24/2022)
TURNOVERS	3	at Ga. Southern (11/05/2022)
PUNTS	8	at Arkansas St. (10/29/2022)
PUNTING AVG	48.0	at UCLA (09/17/2022)
LONG PUNT	58	Nicholls (09/03/2022)
PUNTS INSIDE 20	4	Nicholls (09/03/2022)
LONG PUNT RETURN	57	Louisiana Tech (09/24/2022)

OPPONENT INDIVIDUAL GAME HIGHS

RUSHES	19	DK Billingsley vs Troy (10/20/2022)
YARDS RUSHING	107	Chris Smith at Louisiana (10/01/2022)
TD RUSHES	1	Jalen White at Ga. Southern (11/05/2022)
	1	DK Billingsley vs Troy (10/20/2022)
	1	Lew Nichols at Central Mich. (09/10/2022)
	1	Marion Lukes at Central Mich. (09/10/2022)
	1	Julien Gums vs Nicholls (09/03/2022)
LONG RUSH	55	Chris Smith at Louisiana (10/01/2022)
PASS ATTEMPTS	47	Daniel Richardson at Central Mich. (09/10/2022)
PASS COMPLETIONS	26	Kyle Vantrease at Ga. Southern (11/05/2022)
YARDS PASSING	371	Chandler Rogers vs ULM (10/15/2022)
TD PASSES	4	Chandler Rogers vs ULM (10/15/2022)
LONG PASS	83	Chandler Rogers vs ULM (10/15/2022)
RECEPTIONS	9	Tyrone Howell vs ULM (10/15/2022)
YARDS RECEIVING	244	Tyrone Howell vs ULM (10/15/2022)
TD RECEPTIONS	3	Tyrone Howell vs ULM (10/15/2022)
LONG RECEPTION	83	Tyrone Howell vs ULM (10/15/2022)
FIELD GOALS	4	Nicholas Barr-Mira at UCLA (09/17/2022)
LONG FIELD GOALS	51	Brooks Buce vs Troy (10/20/2022)
	51	Kenneth Almendares at Louisiana (10/01/2022)
PUNTS	9	Kylan Dupre vs Nicholls (09/03/2022)
PUNTING AVG	50.8	Luke Elzinga at Central Mich. (09/10/2022)
LONG PUNT	65	Luke Elzinga at Central Mich. (09/10/2022)
PUNTS INSIDE 20	5	Ryan Hanson at Arkansas St. (10/29/2022)
LONG PUNT RETURN	69	Eric Garror at Louisiana (10/01/2022)
LONG KICKOFF RETURN	31	David Robinson vs Nicholls (09/03/2022)
TACKLES	16	Marques Watson-Trent at Ga. Southern (11/05/2022)
SACKS	2	Da'Shawn Davis at Ga. Southern (11/05/2022)
TACKLES FOR LOSS	2	four times
INTERCEPTIONS	1	seven times


OPPONENT GAME HIGHS

RUSHES	41	Troy (10/20/2022)
YARDS RUSHING	163	at Louisiana (10/01/2022)
YARDS PER RUSH	5.4	at Louisiana (10/01/2022)
TD RUSHES	2	at Central Mich. (09/10/2022)
PASS ATTEMPTS	47	at Central Mich. (09/10/2022)
PASS COMPLETIONS	26	at Ga. Southern (11/05/2022)
YARDS PASSING	371	ULM (10/15/2022)
YARDS PER PASS	13.7	ULM (10/15/2022)
TD PASSES	4	ULM (10/15/2022)
TOTAL PLAYS	74	at Central Mich. (09/10/2022)
TOTAL OFFENSE	438	ULM (10/15/2022)
YARDS PER PLAY	7.6	ULM (10/15/2022)
POINTS	34	ULM (10/15/2022)
SACKS BY	4	at Ga. Southern (11/05/2022)
FIRST DOWNS	23	at UCLA (09/17/2022)
	23	at Central Mich. (09/10/2022)
PENALTIES	8	Louisiana Tech (09/24/2022)
	8	at Central Mich. (09/10/2022)
PENALTY YARDS	85	Louisiana Tech (09/24/2022)
	85	at Central Mich. (09/10/2022)
TURNOVERS	5	Louisiana Tech (09/24/2022)
PUNTS	9	Nicholls (09/03/2022)
	9	at Arkansas St. (10/29/2022)
PUNTING AVG	50.8	at Central Mich. (09/10/2022)
LONG PUNT	65	at Central Mich. (09/10/2022)
PUNTS INSIDE 20	5	at Arkansas St. (10/29/2022)
LONG PUNT RETURN	69	at Louisiana (10/01/2022)

PARTICIPATION													
	GP / GS	NICH	CMU	UCLA	LATECH	UL	ULM	TROY	ASU	GASO	TXST	USM	ODU
0 - Wayne	9/9	START	START	START	START	START	START	START	START	START			
1 - Jordan	9/9	START	START	START	START	START	START	START	START	START			
1 - Trotter	2/0	XXX	-	-	XXX	-	-	-	-	-			
2 - Bradley	9/9	START	START	START	START	START	START	START	START	START			
2 - J. Voisin	9/8	START	START	START	START	XXX	START	START	START	START			
3 - Webb	9/8	START	START	START	START	START	START	XXX	START	START			
3 - DeShazor, Jr.	8/1	XXX	XXX	XXX	XXX	START	XXX	XXX	XXX	--			
4 - Lacy	9/7	START	XXX	XXX	START	START	START	START	START	START			
4 - Miller	9/9	START	START	START	START	START	START	START	START	START			
6 - J. Richardson	6/3	START	START	START	-	-	XXX	XXX	-	XXX			
6 - Townsend	9/0	XXX	XXX	XXX	XXX	XXX	XXX	XXX	XXX	XXX			
7 - Avery	3/0	XXX	XXX	XXX	-	-	-	-	-	-			
7 - Robinson	7/5	-	-	XXX	START	START	START	XXX	START	START			
8 - Banks	9/9	START	START	START	START	START	START	START	START	START			
8 - Thomas-Jones	8/2	XXX	START	START	XXX	XXX	-	XXX	XXX	XXX			
9 - D. Voisin	9/9	START	START	START	START	START	START	START	START	START			
9 - Brown	9/0	XXX	XXX	XXX	XXX	XXX	XXX	XXX	XXX	XXX			
10 - Wilfawn	5/4	START	START	START	-	-	-	XXX	-	-			
10 - McGee	1/0	-	-	XXX	-	-	-	-	-	-			
11 - Sheriff	9/9	START	START	START	START	START	START	START	START	START			
11 - Dickerson	3/0	-	XXX	-	XXX	-	-	-	-	-			
12 - Wells	9/1	XXX	XXX	XXX	XXX	XXX	XXX	START	XXX	XXX			
12 - Hickbottom	7/2	XXX	-	-	XXX	XXX	XXX	START	START	XXX			
13 - Wortham	5/0	XXX	XXX	-	-	XXX	XXX	XXX	-	-			
13 - Thompson	7/0	XXX	XXX	XXX	XXX	-	XXX	-	XXX	XXX			
14 - Rias	9/9	START	START	START	START	START	START	START	START	START			
14 - McReynolds	7/0	XXX	XXX	XXX	XXX	XXX	-	-	XXX	XXX			
16 - Martin	7/1	XXX	XXX	XXX	XXX	START	XXX	XXX	-	-			
17 - Chapman	6/1	-	-	XXX	XXX	XXX	XXX	START	XXX	-			
18 - Luter, Jr.	9/9	START	START	START	START	START	START	START	START	START			
20 - Crum	7/1	XXX	XXX	XXX	-	-	XXX	XXX	XXX	START			
20 - L. Brooks	8/0	XXX	XXX	-	XXX	XXX	XXX	XXX	XXX	XXX			
21 - Bonhomme	3/0	XXX	XXX	XXX	-	-	-	-	-	-			
22 - Kiser	9/5	XXX	XXX	XXX	START	XXX	START	START	START	START			
23 - States-Jones	7/0	XXX	XXX	-	-	XXX	XXX	XXX	XXX	XXX			
24 - Fletcher	9/0	XXX	XXX	XXX	XXX	XXX	XXX	XXX	XXX	XXX			
25 - Jacobs	8/0	XXX	XXX	-	XXX	XXX	XXX	XXX	XXX	XXX			
27 - Hopper	8/1	XXX	XXX	-	XXX	START	XXX	XXX	XXX	XXX			
28 - Drosos	9/0	XXX	XXX	XXX	XXX	XXX	XXX	XXX	XXX	XXX			
28 - J. Brooks	4/0	XXX	XXX	-	-	-	-	XXX	XXX	-			
29 - Lee	9/0	XXX	XXX	XXX	XXX	XXX	XXX	XXX	XXX	XXX			
29 - Wallace	4/0	-	-	-	XXX	XXX	-	XXX	XXX	-			
30 - Coleman	9/7	START	START	START	START	START	START	XXX	XXX	START			
31 - Meeks	9/0	XXX	XXX	XXX	XXX	XXX	XXX	XXX	XXX	XXX			
32 - Myrick	2/0	-	-	-	-	-	-	-	XXX	XXX			
33 - Perry	9/0	XXX	XXX	XXX	XXX	XXX	XXX	XXX	XXX	XXX			
36 - Guajardo	9/0	XXX	XXX	XXX	XXX	XXX	XXX	XXX	XXX	XXX			
37 - Wiggins	1/0	XXX	-	-	-	-	-	-	-	-			
38 - Hyatt, Jr.	9/0	XXX	XXX	XXX	XXX	XXX	XXX	XXX	XXX	XXX			
39 - Hughes	9/0	XXX	XXX	XXX	XXX	XXX	XXX	XXX	XXX	XXX			
45 - E. Smith	5/0	XXX	XXX	XXX	XXX	-	XXX	-	-	-			
48 - G. Johnson	9/1	XXX	XXX	XXX	XXX	XXX	XXX	XXX	XXX	START			
52 - Gray	3/0	XXX	XXX	-	XXX	-	-	-	-	-			
55 - Lucas	8/8	START	START	START	START	START	-	START	START	START			
55 - Strong	7/0	XXX	XXX	-	XXX	XXX	XXX	XXX	XXX	-			
65 - McCullough	7/6	-	-	XXX	START	START	START	START	START	START			
67 - R. Smith	9/9	START	START	START	START	START	START	START	START	START			
68 - Jackson	9/9	START	START	START	START	START	START	START	START	START			
69 - Foster	4/1	-	-	-	-	-	START	XXX	XXX	XXX			
70 - Strickland	9/9	START	START	START	START	START	START	START	START	START			
71 - Robinson	9/0	XXX	XXX	XXX	XXX	XXX	XXX	XXX	XXX	XXX			
74 - Gavin	6/0	XXX	-	-	XXX	-	XXX	XXX	XXX	XXX			
76 - Mixon	8/3	START	START	START	-	XXX	XXX	XXX	XXX	XXX			
78 - Simpson	7/0	XXX	XXX	XXX	XXX	XXX	XXX	-	-	XXX			
84 - Coleman	2/0	XXX	-	-	XXX	-	-	-	-	-			
86 - Justice	8/0	XXX	-	XXX	XXX	XXX	XXX	XXX	XXX	XXX			
88 - Sefcik	9/7	START	START	START	START	XXX	START	START	START	XXX			
89 - Pritchett	4/0	XXX	-	-	XXX	-	-	-	XXX	XXX			
90 - C. Johnson	8/0	XXX	XXX	XXX	XXX	XXX	-	XXX	XXX	XXX			
91 - Rawlins-Kibonge	4/0	XXX	XXX	-	XXX	-	-	-	XXX	-			
92 - J. Brooks	9/0	XXX	XXX	XXX	XXX	XXX	XXX	XXX	XXX	XXX			
95 - Higdon	9/0	XXX	XXX	XXX	XXX	XXX	XXX	XXX	XXX	XXX			

PARTICIPATION

GP / GS	NICH	CMU	UCLA	LATECH	UL	ULM	TROY	ASU	GASO	TXST	USM	ODU
99 - Thomas	9/8	START	START	START	START	START	START	START	XXX			

	GAME ONE September 3, 2022 Attendance: 15, 101
NICHOLLS	7
SOUTH ALABAMA	48

BOX SCORE

SCORING SUMMARY

NICHOLLS	0	0	0	7	-	7
SOUTH ALABAMA	10	17	14	7	-	48

1st	4:05	USA	Webb 15-yd run (Guajardo kick)
1st	1:54	USA	Guajardo 39-yd field goal
2nd	13:50	USA	Wayne 52-yd rec from Bradley (Guajardo kick)
2nd	9:27	USA	Bradley 4-yd run (Guajardo kick)
2nd	1:30	USA	Guajardo 48-yd field goal
3rd	6:58	USA	Wayne 37-yd rec from Bradley (Guajardo kick)
3rd	3:52	USA	McReynolds 18-yd rec from Bradleu (Guajardo kick)
4th	14:24	NSU	Gums 10-yd run (Lasseigne kick)
4th	11:22	USA	Webb 2-yd run (Guajardo kick)

STATISTICS

TEAM STATS	NICH	USA
FIRST DOWNS	10	24
RUSHES-YARDS (NET)	27-59	39-176
PASSING YDS (NET)	106	332
Passes Comp.-Att.-Int.	15-28-1	26-35-0
TOTAL OFFENSE PLAYS-YARDS	55-165	74-508
Fumble Returns-Yards	0-0	1-0
Punt Returns-Yards	1-2	6-72
Kickoff Returns-Yards	5-114	1-23
Punts (Number-Avg)	9-46.0	6-41.0
Fumbles - Lost	1-1	0-0
Penalties - Yds.	2-9	10-80
Possession Time	25:11	34:49
3rd Down Conversions	2 of 13	3 of 13
4th Down Conversions	0 of 2	1 of 1
Red-Zone Scores - Chances	1-1	4-4
Sacks By: Number - Yards	2-10	0-0

INDIVIDUAL STATISTICS

RUSHING: NICH - Gums 9-33, Granier 2-15, Guggenheim 7-12, Albert 3-8, Carrington 2-4. USA - Webb 18-98, McReynolds 3-25, Avery 5-23, Wells 5-23, Bradley 5-10, Lee 2-1, Trotter 1-{-4}.

PASSING: NICH - Granier 15-27-1-106, Kelly 0-1-0-0. USA - Bradley 17-25-0-260, Trotter 9-10-0-72.

RECEIVING: NICH - Franklin 3-40, Franklin 3-14, Davis 2-8. USA - Lacy 6-72, McReynolds 4-39, Wayne 3-98, Thomas-Jones 2-28, Townsend 2-23, Webb 2-18, Voisin 2-5.

TACKLES (UA-A-TOT): NICH - Mortin 3-4-7, Lairy 4-2-6, Shaheen 4-2-6, Tobin 1-5-6, Sharkey 4-1-5, Jones 2-3-5, Eddie 1-4-5, Calcote 1-4-5. USA - Wilfawn 6-3-9, Voisin 1-4-5, Brown 2-4-4.

	GAME TWO September 10, 2022 Attendance: 17,205
SOUTH ALABAMA	38
CENTRAL MICHIGAN	24

BOX SCORE

SCORING SUMMARY

SOUTH ALABAMA	20	11	0	7	-	38
CENTRAL MICHIGAN	7	3	0	14	-	24

1st	8:51	USA	Thomas-Jones 15-yd rec from Bradley (kick missed)
1st	5:08	CMU	Nichols 5-yd run (Meeder kick)
1st	1:29	USA	Webb 3-yd run (Guajardo kick)
1st	1:05	USA	Voisin 22-yd rec from Bradley (Guajardo kick)
2nd	12:14	USA	Wayne 10-yd rec from Bradley (2-pt conv good)
2nd	5:47	USA	Guajardo 36-yd field goal
2nd	1:21	CMU	Meeder 48-yd field goal
4th	10:53	USA	Webb 30-yd run Guajardo kick)
4th	8:43	CMU	Lukes 12-yd run (2-pt conv no good)
4th	4:30	CMU	Wilson 21-yd rec from Ruchardson (2-pt conv good)

STATISTICS

TEAM STATS	USA	CMU
FIRST DOWNS	30	23
RUSHES-YARDS (NET)	46-148	27-81
PASSING YDS (NET)	354	257
Passes Comp.-Att.-Int.	26-42-1	23-47-0
TOTAL OFFENSE PLAYS-YARDS	88-502	74-338
Fumble Returns-Yards	1-0	0-0
Punt Returns-Yards	1-0	4-42
Kickoff Returns-Yards	1-18	2-22
Punts (Number-Avg)	5-45.0	5-50.8
Fumbles - Lost	0-0	1-1
Penalties - Yds.	9-100	8-85
Possession Time	38:00	22:00
3rd Down Conversions	8 of 17	5 of 15
4th Down Conversions	0 of 1	1 of 4
Red-Zone Scores - Chances	4-6	3-4
Sacks By: Number - Yards	3-18	2-27


INDIVIDUAL STATISTICS

RUSHING: USA - Webb 20-91, Avery 11-30, Lee 5-16, Bradley 5-8, Wells 2-2, Lacy 1-2. CMU - Lukes 3-36, Bailey 4-24, Nichols 15-20, Richardson 5-1.

PASSING: USA - Bradley 26-42-1-354. CMU - Richardson 23-47-0-257.

RECEIVING: USA - Wayne 10-98, Lacy 5-97, Voisin, 4-56, Thomas-Jones 3-38, Webb 1-30. CMU - Wilson 7-73, Carriere 4-69, Nichols 4-38, Bailey 3-21, McGaughy 2-25, Parker 2-18.

TACKLES (UA-A-TOT): USA - Wilfawn 5-1-6, Voisin 4-2-6, Kiser 3-3-6, Jordan 2-3-5, DeShazor 3-1-4, Brown 3-1-4. CMU - Moretti 6-4-10, Whiteside 4-6-10, Kent 6-1-7, Whiteside 4-3-7, Jones 4-3-7, Stepney 4-2-6.

	GAME THREE September 17, 2022 Attendance: 29,344
SOUTH ALABAMA	31
UCLA	32

BOX SCORE

SCORING SUMMARY

SOUTH ALABAMA	10	7	14	0	-	31
UCLA	6	7	10	9	-	32

1st	12:15	UCLA	Barr-Mira 38-yd feld goal
1st	8:51	USA	Lee 1-yd run (Guajardo kick)
1st	4:22	UCLA	Barr-Mira 49-yd field goal
1st	1:18	USA	Guajardo 38-yd field goal
2nd	5:54	USA	Webb 9-yd run (Guajardo kick)
2nd	3:25	UCLA	Bobo 9-yd pass from Robinson (Barr-Mira kick)
3rd	13:22	UCLA	Brown 11-yd pass from Robinson (Barr-Mira kick)
3rd	4:46	UCLA	Barr-Mira 28-yd field goal
3rd	1:43	USA	Lee 1-yd run (Guajardo kick)
3rd	0:57	USA	Lacy 4-yd pass from Bradley (Guajardo kick)
4th	12:25	UCLA	Loya 8-yd pass from Robinson (Barr-Mira kick)
4th	0:00	UCLA	Barr-Mira 24-yd field goal

STATISTICS

TEAM STATS	USA	UCLA
FIRST DOWNS	22	23
RUSHES-YARDS (NET)	34-162	37-144
PASSING YDS (NET)	237	263
Passes Comp.-Att.-Int.	26-36-1	20-30-1
TOTAL OFFENSE PLAYS-YARDS	70-399	67-407
Fumble Returns-Yards	0-0	0-0
Punt Returns-Yards	0-0	1-15
Kickoff Returns-Yards	6-333	7-449
Punts (Number-Avg)	2-48.0	1-46.0
Fumbles - Lost	1-1	3-2
Penalties - Yds.	4-35	4-42
Possession Time	32:57	27:03
3rd Down Conversions	9 of 14	7 of 13
4th Down Conversions	0 of 1	1 of 1
Red-Zone Scores - Chances	5-5	6-7
Sacks By: Number - Yards	0-0	1-11


INDIVIDUAL STATISTICS

RUSHING: USA - Webb 16-124, Avery 5-29, Bradley 4-8, Lee 4-6, McReynolds 3-4, Wells 1-2, McGee 1-{-11}. UCLA - Charbonnet 13-78, Jones 14-65, Thompson-Robinson 7-27.

PASSING: USA - Bradley 26-36-1-237. UCLA - Thompson-Robinson 20-30-0-263.

RECEIVING: USA - Wayne 7-76, O. Voisin 7-64, Webb 6-42, Lacy 4-49, Thomas-Jones 1-5, McReynolds 1-4. UCLA - Bobo 5-89, Charbonnet 3-51, Mokiao-Atimalala 3-47, Loya 3-37, Brown 2-19, Allen 2-7.

TACKLES (UA-A-TOT): USA - Jordan 5-2-7, J. Voisin 4-2-6, Thomas 5-0-5, Miller 3-2-5, Brown 4-0-4, Banks 4-0-4, Kiser 3-1-4. UCLA - Muasau 5-5-10, Osling 8-0-8, Vaughns 6-1-7, Kirkwood 4-2-6.

	GAME FOUR September 24, 2022 Attendance: 17,969
LOUISIANA TECH	14
SOUTH ALABAMA	38

BOX SCORE

SCORING SUMMARY						
LOUISIANA TECH	0	7	0	7	-	14
SOUTH ALABAMA	14	3	14	7	-	38

1st	12:46	USA	Sefcik 3-yd pass from Bradley (Guajardo kick)
1st	11:10	USA	Lacy 57-yd punt return (Guajardo kick)
2nd	13:02	LAT	Harris 52-yd pass from McNeil (Barnes kick)
2nd	8:54	USA	Guajardo 24-yd field goal
3rd	14:02	USA	Banks 24-yd interception return (Guajardo kick)
3rd	11:06	USA	Lacy 19-yd pass from Bradley (Guajardo kick)
4th	14:51	USA	Webb 28-yd pass from Bradley (Guajardo kick)
4th	10:59	LAT	Hebert 4-yd pass from McNeil (Barnes kick)


STATISTICS		
TEAM STATS	LATECH	USA
FIRST DOWNS	17	23
RUSHES-YARDS (NET)	29-57	35-175
PASSING YDS (NET)	251	214
Passes Comp.-Att.-Int.	19-34-4	17-25-1
TOTAL OFFENSE PLAYS-YARDS	63-308	60-389
Fumble Returns-Yards	0-0	0-0
Punt Returns-Yards	1-22	2-77
Kickoff Returns-Yards	3-51	2-40
Punts (Number-Avg)	4-39.8	4-42.5
Fumbles - Lost	1-1	0-0
Penalties - Yds.	8-85	14-131
Possession Time	31:09	28:51
3rd Down Conversions	3 of 12	5 of 10
4th Down Conversions	2 of 3	0 of 0
Red-Zone Scores - Chances	1-3	3-4
Sacks By: Number - Yards	1-2	4-35

INDIVIDUAL STATISTICS
RUSHING: LATECH - Garner 7-51, Crosby 10-21, Thornton 4-9, Harris 2-6. USA - Webb 14-75, McReynolds 7-51, Wells 4-19, Lee 4-16.

PASSING: LATECH - McNeil 19-34-4-251. USA - Bradley 14-21-1-178, Trotter 3-4-0-36.

RECEIVING: LATECH - Harris 6-85, Hebert 5-49, Harris 4-84, Maxwell 3-30. USA - Lacy 3-40, Voisin 3-27, Wayne 2-37, McReynolds 2-24, Sefcik 2-9.

TACKLES (UA-A-TOT): LATECH - Williamson 4-5-9, Grubbs 2-6-8, Davis 1-6-7, Singleton 3-2-5. USA - Kiser 5-0-5, Sheriff 2-3-5, Rias 4-0-4, Miller 2-2-4, Jordan 2-2-4, Luter 2-2-4.

	GAME FIVE October 1, 2022 Attendance: 17,969
SOUTH ALABAMA	20
LOUISIANA	17

BOX SCORE

SCORING SUMMARY						
SOUTH ALABAMA	0	7	3	10	-	20
LOUISIANA	7	0	0	10	-	17

1st	7:53	UL	Garror 69-yd punt return (Almendares kick)
2nd	2:54	USA	Webb 1-yd run (Guajardo kick)
3rd	8:29	USA	Guajardo 38-yd field goal
4th	12:53	USA	Bradley 3-yd run (Guajardo kick)
4th	7:43	UL	Almendares 51-yd field goal
4th	0:42	UL	Migl 1-yd pass from Woolridge (Almendares kick)
4th	0:00	USA	Guajardo 43-yd field goal


STATISTICS		
TEAM STATS	USA	UL
FIRST DOWNS	21	17
RUSHES-YARDS (NET)	37-116	30-161
PASSING YDS (NET)	245	115
Passes Comp.-Att.-Int.	18-41-1	22-36-2
TOTAL OFFENSE PLAYS-YARDS	78-361	66-276
Fumble Returns-Yards	0-0	0-0
Punt Returns-Yards	2-1	3-80
Kickoff Returns-Yards	1-14	2-36
Punts (Number-Avg)	5-40.0	5-41.2
Fumbles - Lost	1-1	2-1
Penalties - Yds.	8-60	7-66
Possession Time	30:18	29:42
3rd Down Conversions	12 of 21	6 of 16
4th Down Conversions	1 of 3	1 of 1
Red-Zone Scores - Chances	3-4	1-2
Sacks By: Number - Yards	1-12	2-14

INDIVIDUAL STATISTICS
RUSHING: USA - Webb 22-75, McReynolds 3-25, Lee 3-6, Bradley 8-6, Wells 1-4. UL - Smith 12-108, Woolridge 9-37, Williams 6-20, Kobodi 1-6, Fields 1-5.

PASSING: USA - Bradley 18-41-1-245. UL - Woolridge 18-29-1-90, Fields 4-7-1-25.

RECEIVING: USA - Lacy 5-112, Wayne 4-55, Voisin 3-41. UL - Smith 5-16, LeBlanc 3-23, Jefferson 3-21, Rogers 3-20, Johnson 2-11, Migl 2-5.

TACKLES (UA-A-TOT): USA - Miller 4-4-8, Rias 5-2-7, Kiser 4-3-7, Brown 3-4-7, Robinson 2-4-6, Jordan 2-3-5. UL - Quibodeaux 1-8-9, Moncrief 3-4-7, Trahan 3-4-7.

	GAME SIX October 15, 2022 Attendance: 15,549
ULM	34
SOUTH ALABAMA	41

BOX SCORE

SCORING SUMMARY						
ULM	7	13	0	14	-	34
SOUTH ALABAMA	10	7	17	7	-	41

1st	8:51	USA	Guajardo 34-yd field goal
1st	8:36	ULM	Howell 75-yd pass from Rogers (Sutherland kick)
1st	7:54	USA	Wayne 64-yd pass from Bradley (Guajardo kick)
2nd	12:57	ULM	Sutherland 24-yd field goal
2nd	6:16	ULM	Howell 25-yd pass from Rogers (Sutherland kick)
2nd	4:01	USA	Lee 4-yd rush (Guajardo kick)
2nd	1:45	ULM	Sutherland 40-yd field goal
3rd	12:49	USA	Wayne 20-yd pass from Bradley (Guajardo kick)
3rd	10:36	USA	Lacy 24-yd pass from Bradley (Guajardo kick)
4th	14:55	USA	Lee 5-yd run (Guajardo kick)
4th	9:52	ULM	Howell 83-yd pass from Rogers (Sutherland kick)
4th	5:00	ULM	Rasmussen 7-yd pass from Rogers (Sutherland kick)


STATISTICS		
TEAM STATS	ULM	USA
FIRST DOWNS	18	25
RUSHES-YARDS (NET)	31-67	41-195
PASSING YDS (NET)	371	420
Passes Comp.-Att.-Int.	20-27-1	25-33-0
TOTAL OFFENSE PLAYS-YARDS	58-438	74-615
Fumble Returns-Yards	0-0	0-0
Punt Returns-Yards	0-0	2-33
Kickoff Returns-Yards	3-49	4-100
Punts (Number-Avg)	5-47.8	4-36.8
Fumbles - Lost	0-0	1-0
Penalties - Yds.	3-25	5-62
Possession Time	28:18	26:42
3rd Down Conversions	3 of 12	6 of 13
4th Down Conversions	2 of 2	0 of 1
Red-Zone Scores - Chances	2-2	5-6
Sacks By: Number - Yards	2-13	3-23

INDIVIDUAL STATISTICS
RUSHING: ULM - Jackson 13-39, Henry 4-15, Rogers 14-13. USA - Lee 15-93, Wells 17-85, Bradley 5-9.

PASSING: ULM - Rogers 20-27-1-371. USA - Bradley - 25-33-0-420.

RECEIVING: ULM - Howell 9-244, Frett 3-83, Mortimer 3-28. USA - Lacy 12-133, Voisin 7-141, Wayne 5-127, Sefcik 1-19.

TACKLES (UA-A-TOT): ULM - Snyder 8-3-11, Driggers 5-3-8, Woodard 5-3-8. USA - Miller 5-4-9, M. Robinson 3-3-6, J. Voisin 3-2-5, Sheriff 2-3-5, Banks 2-3-5.

	GAME SEVEN October 20, 2022 Attendance: 25,450
TROY	10
SOUTH ALABAMA	6

BOX SCORE

SCORING SUMMARY						
TROY	0	7	0	3	-	10
SOUTH ALABAMA	0	3	0	3	-	6

2nd 14:56 TROY Billingsley 5-yd run (Buce kick)
2nd 0:00 USA Guajardo 41-yd field goal
4th 10:27 USA Guajardo 32-yd field goal
4th 7:35 TROY Buce 51-yd field goal


STATISTICS		
TEAM STATS	TROY	USA
FIRST DOWNS	16	15
RUSHES-YARDS (NET)	41-128	21-31
PASSING YDS (NET)	138	215
Passes Comp.-Att.-Int.	14-19-1	29-41-1
TOTAL OFFENSE PLAYS-YARDS	60-266	62-246
Fumble Returns-Yards	0-0	0-0
Punt Returns-Yards	0-0	2-4
Kickoff Returns-Yards	0-0	1-12
Punts (Number-Avg)	6-42.8	7-41.6
Fumbles - Lost	0-0	1-0
Penalties - Yds.	5-35	6-60
Possession Time	33:24	26:36
3rd Down Conversions	1 of 12	4 of 13
4th Down Conversions	2 of 2	1 of 1
Red-Zone Scores - Chances	1-2	1-1
Sacks By: Number - Yards	3-11	4-21

INDIVIDUAL STATISTICS
RUSHING: TROY - Billingsley 19-86, Vidal 17-64, Watson 1-{-3}, Doege 4-{-19}.
USA - Wells 8-21, Webb 8-12, Lee 2-2, Bradley 7-{-4}).

PASSING: TROY - Doege 10-15-1-84, Watson 4-4-0-54. USA - Bradley 29-40-1-215.

RECEIVING: TROY - T. Johnson 4-57, R. Johnson 4-56, Billingsley 2-7, Ross 2-4. USA - D. Voisin 9-93, Wayne 9-68, Lacy 7-50, Wells 2-2, Webb 1-9, Thomas-Jones 1-6.

TACKLES (UA-A-TOT): TROY - Martial 7-1-8, Fletcher 7-1-8, Steward 5-1-6, Pettus 4-1-5, Harris 3-2-5, Robertson 1-4-5. USA - Kiser 6-3-9, Banks 6-0-6, Jordan 4-2-6, J. Voisin 4-2-6, Brown 3-3-6, Coleman 3-2-5, Luter 3-2-5, Sheriff 1-4-5.

	GAME EIGHT October 29, 2022 Attendance: 11,714
SOUTH ALABAMA	31
ARKANSAS STATE	3

BOX SCORE

SCORING SUMMARY						
SOUTH ALABAMA	14	2	8	7	-	31
ARKANSAS STATE	3	0	0	0	-	3

1st 12:46 USA Webb 3-yd run (Guajardo kick)
1st 4:02 USA Wayne 49-yd pass from Bradley (Guajardo kick)
1st 1:24 ASU Zvada 32-yd field goal
2nd 2:45 USA Safety
3rd 5:18 USA Webb 1-yd run (Bradley pass to Thomas-Jones good)
4th 1:34 USA Webb 1-yd run (Guajardo kick)

STATISTICS		
TEAM STATS	USA	ASU
FIRST DOWNS	16	9
RUSHES-YARDS (NET)	47-183	19-{-19}
PASSING YDS (NET)	179	177
Passes Comp.-Att.-Int.	17-24-0	22-39-0
TOTAL OFFENSE PLAYS-YARDS	71-362	58-158
Fumble Returns-Yards	0-0	0-0
Punt Returns-Yards	1-9	3-25
Kickoff Returns-Yards	1-14	3-52
Punts (Number-Avg)	8-42.8	9-36.3
Fumbles - Lost	2-0	2-1
Penalties - Yds.	8-35	2-25
Possession Time	35:59	24:01
3rd Down Conversions	3 of 15	2 of 14
4th Down Conversions	2 of 4	1 of 2
Red-Zone Scores - Chances	0-0	1-1
Sacks By: Number - Yards	4-43	0-0

INDIVIDUAL STATISTICS
RUSHING: USA - Webb 28-162, Bradley 4-17, Lee 8-12, McReynolds 4-4, Wells 2-1. ASU - Murray 4-15, Lang 9-14, Sharpe 2-{-5}, Blackmon 4-{-43}).

PASSING: USA - Bradley 17-24-0-179. ASU - Blackmon 22-39-0-177.

RECEIVING: USA - Thomas-Jones 4-48, Wayne 3-83, Lacy 3-29, Sefcik 3-8. ASU - Traore 8-47, Foreman 6-98, Flemings 3-8, Lang 2-4.

TACKLES (UA-A-TOT): USA - Miller 3-5-8, J. Voisin 4-3-7, Kiser 5-0-5, Luter 3-1-4, Sheriff 2-2-4. ASU - Harris 3-7-10, Thomas 3-6-9, Carmouche 1-6-7.

	GAME NINE November 5, 2022 Attendance: 17,084
SOUTH ALABAMA	38
GEORGIA SOUTHERN	31

BOX SCORE

SCORING SUMMARY						
SOUTH ALABAMA	7	10	7	14	-	38
GEORGIA SOUTHERN	21	3	7	0	-	31

1st 11:31 GSU Jackson 43-yd int return (Raynor kick)
1st 9:20 GSU White 54-yd run (Raynor kick)
1st 6:56 USA Wayne 10-yd pass from Bradley (Guajardo kick)
1st 3:24 GSU Burgess 16-yd pass from Vantrease (Raynor kick)
2nd 14:45 USA Webb 1-yd run (Guajardo kick)
2nd 10:17 GSU Raynor 22-yd field goal
2nd 3:23 USA Guajardo 29-yd field goal
3rd 8:45 GSU Mcafee 7-yd pass from Vantrease (Raynor kick)
3rd 3:00 USA Webb 5-yd run (Guajardo kick)
4th 11:46 USA Webb 5-yd run (Guajardo kick)
4th 5:50 USA Webb 9-yd run (Guajardo kick)

STATISTICS		
TEAM STATS	USA	GSU
FIRST DOWNS	29	21
RUSHES-YARDS (NET)	56-321	18-88
PASSING YDS (NET)	193	278
Passes Comp.-Att.-Int.	16-27-2	26-45-1
TOTAL OFFENSE PLAYS-YARDS	83-514	63-366
Fumble Returns-Yards	0-0	0-0
Punt Returns-Yards	1-0	1-{-3}
Kickoff Returns-Yards	2-58	3-44
Punts (Number-Avg)	3-29.3	5-38.4
Fumbles - Lost	2-1	0-0
Penalties - Yds.	13-118	7-60
Possession Time	37:04	22:56
3rd Down Conversions	8 of 15	4 of 12
4th Down Conversions	1 of 1	0 of 1
Red-Zone Scores - Chances	6-7	3-4
Sacks By: Number - Yards	1-7	4-27

INDIVIDUAL STATISTICS
RUSHING: USA - Webb 35-247, McReynolds 6-42, Justice 1-30, Wells 3-18. GSU - White 10-65, Green 5-27, Vantrease 3-{-4}).

PASSING: USA - Bradley 16-27-2-193. GSU - Vantrease 26-45-1-278.

RECEIVING: USA - Lacy 3-33, Wayne 3-28, Thomas-Jones 3-17, Voisin 2-42, Sefcik 2-31, Wells 2-26, McReynolds 1-16. GSU - Burgess 8-96, Hood 7-76, Cob 3-29.

TACKLES (UA-A-TOT): USA - Jordan 8-2-10, Miller 4-3-7, Kiser 2-4-6. GSU - Watson-Trent 4-12-16, Jackson 7-3-10.

NATIONAL RANKINGS

AP TOP 25 (November 6, 2022)

Team	Record	Prev
1 Georgia (62)	1,574	1
2 Ohio State (1)	1,500	T-2
3 Michigan	1,455	4
4 TCU	1,361	7
5 Tennessee	1,339	T-2
6 Oregon	1,258	8
7 LSU	1,132	15
8 Southern California	1,061	9
9 UCLA	1,040	10
10 Alabama	1,009	6
11 Ole Miss	962	11
12 Clemson	938	5
13 Utah	881	12
14 Penn State	735	16
15 North Carolina	676	17
16 Tulane	607	19
17 NC State	547	21
18 Texas	399	18
19 Liberty	358	23
20 Notre Dame	316	NR
21 Illinois	262	14
22 UCF	257	25
23 Kansas State	247	13
24 Washington	187	NR
25 Florida State	78	NR

RECEIVING VOTES: Cincinnati 74; Kentucky 61; Coastal Carolina 46; Wake Forest 34; Oklahoma State 21; Baylor 19; Kansas 10; Mississippi State 8; South Carolina 6; Troy 5; UTSA 5; Louisville 3; Oregon State 3; San Jose State 1.

USA Today Coaches Poll (November 6, 2022)

Team	Record	Pts
1 Georgia	9-0	1572
2 Ohio State	9-0	1505
3 Michigan	9-0	1447
4 Texas Christian	9-0	1355
5 Tennessee	8-1	1284
6 Oregon	8-1	1272
7 Southern California	8-1	1140
8 Louisiana State	7-2	1082
9 Mississippi	8-1	1056
10 UCLA	8-1	988
11 Alabama	7-2	973
12 Clemson	8-1	896
13 Utah	7-2	888
14 North Carolina	8-1	737
15 Penn State	7-2	717
16 NC State	7-2	568
17 Tulane	8-1	555
18 Texas	6-3	368
19 Liberty	8-1	366
20 Illinois	7-2	302
21 Central Florida	7-2	273
22 Kansas State	6-3	243
23 Washington	7-2	175
24 Kentucky	6-3	173
25 Notre Dame	6-3	133

RECEIVING VOTES: Coastal Carolina 77; Cincinnati 70; Wake Forest 53; Oklahoma State 53; Baylor 46; Florida State 22; Syracuse 20; Kansas 12; Mississippi State 11; Troy 10; Louisville 9; Texas-San Antonio 6; Pittsburgh 4; Minnesota 4; South Carolina 3; Oregon State 3; Maryland 3; Boise State 1.

College Football Playoff (November 8, 2022)

Team	Record
1 Georgia	9-0
2 Ohio State	9-0
3 Michigan	9-0
4 TCU	9-0
5 Tennessee	8-1
6 Oregon	8-1
7 LSU	7-2
8 Southern California	8-1
9 Alabama	7-2
10 Clemson	8-1
11 Ole Miss	8-1
12 UCLA	8-1
13 Utah	7-2
14 Penn State	7-2
15 North Carolina	8-1
16 NC State	7-2
17 Tulane	8-1
18 Texas	6-3
19 Kansas State	6-3
20 Notre Dame	6-3
21 Illinois	7-2
22 UCF	7-2
23 Florida State	6-3
24 Kentucky	6-3
25 Washington	7-2



MEDIA POLICIES



ATHLETIC STRATEGIC COMMUNICATIONS

Travis Jarome, Associate Athletic Director / Primary Contact	
Office	251.414.8032
Cell	334.294.1475
Email	tjarome@southalabama.edu
Twitter	@Travis_Jarome

Kevin Beasley, Associate Director / Secondary Contact	
Office	251.414.8033
Cell	215.377.8164
Email	kbeasley@southalabama.edu

Charlie Nichols, Assistant Director	
Office	251.414.8017
Cell	251.374.6660
Email	charlesnichols@southalabama.edu

THE WEEK AHEAD

Monday	Tuesday	Wednesday	Thursday	Friday	Saturday	Sunday
Radio Show 11 am - 11:45 am SBC Zoom 12:01 - 12:08 pm Weekly Presser 12:30 pm 7	Practice 8:50 am - 10:50 am POST PRACTICE 8	Practice 8:50 am - 10:50 am POST PRACTICE 9	Practice 9:10 am - 10:50 am POST PRACTICE 10	Walk Thru Closed Travel Day NO INTERVIEWS 11	vs. Texas State 4 pm POST GAME PLAYERS/COACHES 12	OFF DAY NO INTERVIEWS 13

POSTGAME INTERVIEWS

Head coach Kane Wommack and selected student-athletes will be available to the media following all home games, and selected road games upon request. Any requests for additional coaches or student-athletes not selected may be made to **Travis Jarome** (tjarome@southalabama.edu) any point during or immediately after the game.

GAME NOTES

Game notes for all games are available on the football page on the official athletics website at USAJaguars.com.

CREDENTIALS

Credentials for covering South Alabama's 2022 football season, can be obtained by following the credential requests guidelines on USAJaguars.com. If you have any questions, you can email Associate Athletic Director of Strategic Communications, **Travis Jarome** at tjarome@southalabama.edu.

DISTRIBUTION LIST

To be added to the University of South Alabama Athletics media distribution list, email your media outlet and email addresses to Associate Athletic Director of Strategic Communications, **Travis Jarome** at tjarome@southalabama.edu. All outlets on the distribution list will receive PDFs of the box score and play by play, as well as notes and quotes following each game.

