



2020 FOOTBALL



GETTING THERE IS ONLY HALF THE STORY

Whatever moves you, we have the muscle to get you there. For over 65 years, Hercules Tires has been providing more drivers with the selection, value and strength to get them where they're going—whatever the vehicle, whatever the terrain, whatever the destination. And with our powerful protection promise along for the ride, where you take the story from here is up to you.

OFFICIAL TIRE OF THE



Raptis R-15® Premium UHP | All-Season || Roadtour 855 SPE® Grand Touring | All-Season || Terra Trac® M/T Premium Mud Terrain | All-Season



UP TO 85K
MILEAGE
COVERAGE



ROAD HAZARD



DAY TRIAL



WORKMANSHIP

HerculesTires.com



#herculestires



HERCULES TIRES
RIDE ON OUR STRENGTH.



SOUTHLAND CONFERENCE

2801 Network Blvd, Suite 502
Frisco, TX 75034

Office Phone: 972-422-9500
Fax Number: 972-422-9225

Southland.org
facebook.com/SouthlandSports
Twitter: @SouthlandSports
Instagram: @Southlandsports

Staff

Tom Burnett, Commissioner

John Williams, Deputy Commissioner

Edd Henderson, Senior Associate Commissioner,
Internal Operations

Jenny McGhee, Senior Associate Commissioner,
External Operations

Bruce Ludlow, Associate Commissioner,
Sports Operations

Thomas Samuel, Associate Commissioner,
Compliance Services

Amanda Brooks, Business Operations Assistant

Al Wilson, Marketing & Championships Assistant

Communications

Courtney Archer, Associate Commissioner,
Communications
carcher@southland.org
Office: 972-422-9500, ext. 110

Madi Morris, Director of Broadcast and Digital Media
mmorris@southland.org
Office: 972-422-9500, ext. 109

Zack Chavez, Assistant Director of Communications
zchavez11@southland.org
Office: 972-422-9500, ext. 108

Josh Yonis, Assistant Director of Communications
jyonis@southland.org
Office: 972-422-9500, ext. 107

Credits

The 2020 Southland Conference football media guide is a production of the Southland communications staff. Writing, page layout, research and editing provided by Josh Yonis. Additional assistance provided by Zack Chavez.

Cover design by Bill Bridgeforth, Bridgeforth Designs. Interior designs by Old Hat Creative, Norman, Okla.

Special thanks to the sports information departments of the Southland Conference for assistance in providing the information and photographs used in this publication. Additional photography provided by Rick Yeatts.

TABLE OF CONTENTS

Southland Conference

This is the Southland Conference.....	2-4
Southland Demographics/Map/Mileage Chart	5
Southland Commissioner	6
Southland Corporate Partners	7
Southland Conference Television.....	8
Football History.....	9-12
NCAA Division I Football Championship.....	13-14
Preseason All-Conference Teams and Poll.....	15
Composite Schedule.....	16

Southland Conference Teams

Abilene Christian.....	18-19
Central Arkansas.....	20-21
Houston Baptist	22-23
UIW.....	24-25
Lamar.....	26-27
McNeese	28-29
Nicholls	30-31
Northwestern State.....	32-33
Sam Houston State.....	34-35
Southeastern Louisiana.....	36-37
Stephen F. Austin	38-39

2019 Season in Review

Final Standings.....	40
Non-Conference Records/Preseason Polls.....	40
Final FCS Polls.....	41
Players of the Week	41
All-Conference Teams.....	42
All-Academic Teams	43
Results	44
Superlatives.....	45
NCAA Rankings.....	46-48

History and Records

Southland Champions.....	49
Postseason Honors	50-52
Statistical Trends	51-52
Yearly Leaders	53-58
All-Conference Teams.....	59-66
Coaching/Miscellaneous Records.....	67-68
All-Time Standings	69-73
Southland in the Postseason.....	74
All-Time FCS Playoffs Results	75
All-Americans	76-77
Single-Game Top 10	78-80
Single-Season Top 10.....	81-82
Career Top-10.....	83-87
Individual Records	88-89
Team Records.....	90-91
In the Final Top-25 Polls.....	92-94

Southland in the National Football League

Southland in the NFL/Active Players.....	95
Southland First-Round Picks	96
Southland's Pro-Bowl Selections.....	96
Southland's Super Bowl Players.....	97
Southland in the NFL Draft.....	98-100



THE SOUTHLAND CONFERENCE

“The Southland Conference shall be a premier NCAA Division I conference by leveraging institutional collaborations to accomplish academic success and athletics excellence. It shall achieve the highest level of academic success, including the establishment of policies and procedures that encourage, support, and promote academic accomplishments, including the graduation of its student-athletes; and, to competitively perform in an exemplary manner in all sports, striving for Conference championships in order to participate successfully in NCAA championships.”

-The Southland Conference's Vision and Mission Statements

Closing in on six decades of service, the Southland Conference continues to be a model of innovation, stability and consistent achievement as it celebrates the academic and athletic accomplishments of its member institutions and more than 4,200 student-athletes. The Southland operates within a structure of shared core values by its membership: Excellence, Student-Athlete Focused, Integrity, Diversity and Inclusion, Sportsmanship, and Fiscal Responsibility.

Now entering its 58th year, the Southland Conference has transformed itself into a dynamic and respected consortium of 13 comprehensive universities in Texas, Louisiana and Arkansas. Beginning with a historic meeting of five original institutions in Dallas on March 15, 1963, the Southland Conference set on an extraordinary course that has proven successful well into the 21st Century.

The members of the Southland Conference are Abilene Christian University, University of Central Arkansas, Houston Baptist University, the University of the Incarnate Word, Lamar University, McNeese State University, University of New Orleans, Nicholls State University, Northwestern State University, Sam Houston State University, Southeastern Louisiana University, Stephen F. Austin State University and Texas A&M University-Corpus Christi. All told, the membership of the Southland encompasses over 140,000 current students and an alumni base of nearly 900,000.

Southland cities encompass approximately 14 million people, and its geography covers many of the nation's top 100 television markets, including Dallas-Fort Worth, Houston, San Antonio, New Orleans, Little Rock, Shreveport and Baton Rouge. League institutions, their locations, and many of their namesakes are significant to the history of the South Central and Southwest regions of the United States.

Southland institutions are annually positioned among the nation's best public and private universities, exemplified by superb undergraduate and graduate education rankings, and featuring unique and accomplished curriculums at the bachelor's, master's and doctoral levels. Member universities are frequently acknowledged for their superior standing in areas such as college buy value and return on investment, student engagement, best-in-region status, favorable student-to-faculty ratios, service learning, military-friendly designations, honors programs, online learning, faith-based learning, and access to higher education for all income levels.

Numerous Southland alumni have earned acclaim as business, medical, education and government leaders and innovators, iconic entertainers such as filmmakers, musicians and television/film actors, and athletes that starred at the professional and Olympic levels to earn hall of fame distinction.

Athletically, the Southland Conference sponsors championship play in 18 sports at the NCAA Division I level. Women's sports include basketball, beach volleyball, cross country, golf, soccer, softball, tennis, indoor and outdoor track and field, and volleyball. Men's sports include baseball, basketball, cross country, football, golf, tennis, and indoor and outdoor track and field. Since 2015, the Conference has also administered the Southland Bowling League, an affiliated women's sport that has produced NCAA national champions in three of the last four years.

The Conference boasts automatic qualification in all NCAA team sports, and league members have taken advantage of this access with recent wins in NCAA baseball, softball, football, and basketball championships. Additionally, Southland teams have won numerous contests in other national postseason events.

The Southland has also taken a lead role in the NCAA Division I Football Championship Subdivision by serving as the host conference for the annual DI national championship game in the league office's base of Frisco, Texas, since 2011. Working with its partners, the City of Frisco and Hunt Sports Ventures, the Southland's hosting role has been reaffirmed three times since the initial game, that will remain at Frisco's Toyota Stadium at least through the 2025 game.

The league also has a tradition of innovation and creativity with its work in television, corporate sponsorships, officiating services and the use of technology in its efforts to support its membership and the well-being of student-athletes.

The Southland has long partnered with ESPN Networks throughout the broadcast company's history, and the league and its members are producing more than 200 television productions each year on the network's various platform. The league has also developed broadcast opportunities with other national and regional networks such as Cox Sports Television, Fox College Sports, AT&T SportsNet and Eleven Sports.

Previously, the league launched the Southland Conference Television Network from 2008-2015, and broadcast more than 160 events to a network reach of roughly 13 million households throughout Texas, Louisiana, Arkansas and Oklahoma. During its run, the network earned numerous College Sports Media and Telly Awards.

The Conference has also developed a comprehensive corporate sponsorship program that aligns the business community with league initiatives and championship events. The Southland's corporate sponsorships are managed by Van Wagner Sports & Entertainment, a national leader in multimedia rights representation.

The Southland was the first Division I conference to develop a comprehensive football officiating agreement with another league when it partnered with Big 12 Conference in 2007, giving the league a first of its kind dual program that combined singular training, observation, video review and development, a model followed by many other Division I conferences today.





Robin Roberts, Southeastern Louisiana



Joe Dumars, McNeese



Dan Rather, Sam Houston State

Advancing technology has also aided the Southland's efforts to best serve its membership and be a trendsetter in Division I. In 2014, the Conference became the first FCS league to fully-implement football instant replay regardless of whether games were televised. The league has remained updated in many operational areas, including the development of other technological partnerships in instant replay, digital video exchange, compliance services and championship events.

As it has done throughout the league's history, Southland football has continued to succeed at a remarkable level, and today ranks among the best FCS leagues in the nation. League members have an annual expectation of competing for the national championship with multiple teams advancing to the NCAA playoffs each year. Since 2000, Southland teams have defeated 24 FBS opponents.

The Southland's football heritage has sustained itself through numerous membership and classification changes, from the NCAA College Division in 1964 (that became Division II in 1973), to fully-joining Division I in 1975. The Southland was an NCAA Division I-A league from 1978-81, before joining the ranks of then Division I-AA for football in 1982 (known as FCS since 2006), its home ever since.

During its tenure as a Division I and I-A conference, the Southland Conference initiated the startup of the Shreveport, La.-based Independence Bowl in 1976. The Southland representative served as the host team of the bowl until 1980, compiling a 2-3 record in those contests, and the Bowl remains in existence today.

The Conference can lay claim to five national championships, including College Division championships through former members Arkansas State (1970, UPI) and Louisiana Tech (1972, National Football Foundation). Louisiana Tech also won the first NCAA-sanctioned national title, winning the Division II championship in 1973. Tech followed that with the UPI's Division II national championship in 1974. Former member Louisiana-Monroe won the 1987 Division I-AA national championship.

Since joining I-AA/FCS, the Southland has appeared in eight NCAA Championship games, and overall, the league sports 66 all-time playoff victories. McNeese State boasts a league-best 15 national playoff appearances and played in the 1997 and 2002 NCAA Championship games. Sam Houston State has earned 11 playoff berths, and advanced to the 2012 and 2013 national title contests. Stephen F. Austin played for the 1989 NCAA title, and has earned seven FCS berths. Northwestern State has six playoff berths, followed by Nicholls with six and Central Arkansas with five.

In recent years, Southland student-athletes and coaches have been among the nation's best. In 2010, Stephen F. Austin quarterback Jeremy Moses won the Walter Payton Award, designating him as the best player in FCS. Sam Houston State quarterback Jeremiah Briscoe added back-to-back Payton Awards in 2016 and 2017. Sam Houston head coach K.C. Keeler earned the Eddie Robinson Award, the FCS national coach of the year, in 2016.

The Southland is one of five FCS conferences with at least 200 selections (215) in the National Football League draft, and there have been 31 Southland players taken in the draft since 2000. Among the former NFL stars from the Southland include Fred Dean, who became the first league player to earned induction into the Professional Football Hall of Fame in 2008. Dean also represents the Southland in the College Football Hall of Fame and was joined by former McNeese State and NFL star Leonard Smith in the College Hall in 2014.

Men's basketball has also experienced a tremendous amount of success during the Southland's history. The league has sent four teams to the NCAA Sweet Sixteen, as well as a squad to the NIT Final Four. Basketball stars Karl Malone, Joe Dumars, Jeff Foster, Dwight "Bo" Lamar, Andrew Toney, Mike Oliver and Thomas Walkup played in the Southland Conference.

In 2013-14, Stephen F. Austin set numerous Southland records, including marks for victories in a season (32) and consecutive wins overall (29 straight) and in Conference play (23 in a row), and playing as a 12th seed, knocked off fifth-seeded Virginia Commonwealth, 77-75, in the NCAA's second round.

In 2006, Northwestern State, playing as the No. 14 seed in the NCAA tournament, defeated No. 3 seed Iowa, 64-63, in first-round action. The league saw a record seven men's basketball teams reach the postseason in 2018, and overall, 23 teams have earned postseason tournament berths since 2015.

In women's basketball, the Southland has enjoyed its share of tradition with former member Louisiana-Monroe advancing to the 1985 NCAA Women's Final Four, and Stephen F. Austin sustaining itself as one of the most successful programs in the sport's history. In 2017, the Ladyjacks became the eighth program in NCAA Division I history to reach 1,000 wins.

In each of the last eight seasons, at least three Southland teams reached the postseason, and in 2018 and 2019, four women's squads earned postseason berths. A Southland team has played in the WNIT 17 times, including each of the last 12 years.

Baseball has emerged as a constant Southland Conference strength with the league earning numerous national rankings and NCAA tournament success. The Southland consistently ranks among the top conferences in the country, and annually records multiple non-conference victories against the Big 12, American, Conference USA, Sun Belt and SEC.

In 2017, Sam Houston State became the first league program to win an NCAA Regional and advance to the Super Regional round. The Southland has several former student-athletes on current major league rosters and former league players Trey Hillman and Charlie Montoyo have become MLB managers.





Don Henley, Stephen F. Austin



Scottie Pippen, Central Arkansas



Wade Miley, Southeastern Louisiana

As is normally the case, the annual MLB draft includes numerous Southland picks, as 20 league student-athletes were selected in 2019. In 2013, two players, Stephen F. Austin's Hunter Dozier and Oral Roberts' Alex Gonzalez, were selected in the first round.

In 2014, longtime Lamar head coach Jim Gilligan, a member of the ABCA Coaches Hall of Fame, became the first Southland coach to reach 1,300 career victories, ranking him 18th all-time in the NCAA.

Softball continues to enjoy success on a national level, beating nationally-ranked opponents every year since 1995. In NCAA tournament competition, the Southland has racked up 18 wins.

The Southland also has a proud history in volleyball with former member Texas-Arlington representing the conference numerous times in the NCAA tournament, including a run to the NCAA Volleyball Final Four in 1989.

Track and field has also served as a proud asset for the Southland Conference as the league has produced numerous national champions and Olympic medalists. The Southland boasts 28 men and five women student-athletes who have won NCAA track and field national championships, including most recently, Northwestern State's Jasmyn Steels, the 2019 NCAA Indoor long jump champion. The league has also produced U.S. Olympic track and field medalists Earl Bell, Thomas Hill, Al Joyner and Charles Austin, along with other Olympians representing the U.S. and other countries.

Golf has traditionally been a strong Southland sport as exemplified by former Lamar men's golfer Justin Harding's 12th place finish in the 2019 Master's Tournament. Another Lamar alum, Chris Stroud, finished third individually at the 2003 NCAA National Championship and has 32 top ten PGA finishes since joining pro tour in 2007. Lamar's Shawn Stefani, has 12 top ten finishes to his name.

The league has sent multiple teams into postseason play on numerous occasions, including in 2012 when three Southland teams – Lamar, Southeastern Louisiana and Texas-Arlington – competed in the NCAA tournament. Additionally, during the past six seasons the Southland has sent 18 golfers to compete as individuals in NCAA Division I regional play. Lamar also won a pair of NCAA Division II national championships in 1967 and 1968.

The Southland has increased sponsorship and championship opportunities for female student-athletes in recent years, adding golf, soccer, bowling and beach volleyball as sponsored league sports.

The Southland Conference has repeatedly demonstrated its commitment to the academic and athletic success of its student-athletes. While successful on the fields and courts, the league has repeatedly demonstrated its commitment to the academic and athletic success of its student-athletes. During the last decade, no other NCAA Division I conference has improved its Academic Progress Rate as well as the Southland has.

With the F.L. McDonald Postgraduate Scholarship Award, the league annually honors male and female scholar-athletes with a stipend for postgraduate study. Additionally, the Scholar-Athlete Award is given to each institution's male and female student-athlete with the highest grade-point average.

The Academic Performance Award annually signifies the athletic department with the best overall ranking in the NCAA APP. Also, student-athletes with grade-point averages above 3.0 are honored on the Southland's annual All-Academic teams and Commissioner's Honor Roll. Approximately 2,500 Southland Conference student-athletes were honored on the 2018-19 Fall and Spring Commissioner's Honor Rolls, including nearly 500 with perfect 4.0 GPAs.

The Steve McCarty Citizenship Award, initiated in 2005-06 and named after the former Stephen F. Austin athletic director, properly recognizes accomplishments away from the playing courts and fields for a male and female student-athlete.

In addition to providing expanding opportunities for student-athletes, the Southland Conference and its member institutions are very involved in various community outreach programs. Many of these programs provide positive life skills training such as academics, citizenship and leadership to school-aged students in Southland communities. The Southland Strong





FOOTBALL DEMOGRAPHICS

School	Location	Population	Enrollment	Stadium	Capacity
Abilene Christian	Abilene, Texas	122,000	4,900	Anthony Field at Wildcat Stadium	12,000
Central Arkansas	Conway, Ark.	65,000	11,900	First Security Field at Estes Stadium	9,000
Houston Baptist	Houston, Texas	2,300,000	3,740	Husky Stadium	5,000
UIW	San Antonio, Texas	1,493,000	10,226	Gayle and Tom Benson Stadium	6,000
Lamar	Beaumont, Texas	118,742	15,460	Provost Umphrey Stadium	16,000
McNeese	Lake Charles, La.	71,993	7,649	Louis Bonnette Field at Cowboy Stadium	17,610
Nicholls	Thibodaux, La.	15,000	6,500	Manning Field at John L. Guidry Stadium	10,500
Northwestern State	Natchitoches, La.	17,865	11,081	Turpin Stadium	15,971
Sam Houston State	Huntsville, Texas	39,759	20,477	Elliott T. Bowers Stadium	12,975
Southeastern Louisiana	Hammond, La.	20,609	14,500	Strawberry Stadium	7,408
Stephen F. Austin	Nacogdoches, Texas	33,614	13,144	Homer Bryce Stadium	14,575



SOUTHLAND CONFERENCE MILEAGE CHART

TEAM	ACU	UCA	HB	UIW	LU	MCN	UNO	NICH	NSU	SHSU	SLU	SFA	AMCC
Abilene Christian	—	523	409	245	461	526	702	670	436	341	669	364	390
Central Arkansas	523	—	464	624	430	464	473	589	310	415	500	321	754
Houston Baptist	409	464	—	198	88	144	348	316	229	70	314	142	219
UIW	245	624	198	—	284	340	544	512	424	226	510	324	143
Lamar	461	430	88	284	—	60	261	231	157	112	226	124	307
McNeese	526	464	144	340	60	—	206	171	121	172	166	161	363
New Orleans	702	473	348	544	261	206	—	65	272	392	58	388	566
Nicholls	670	589	316	512	231	171	65	—	229	343	88	329	536
Northwestern State	436	310	229	424	157	121	272	229	—	180	208	109	488
Sam Houston State	341	415	70	226	112	172	392	343	180	—	338	94	290
Southeastern Louisiana	669	500	314	510	226	166	58	88	208	338	—	311	535
Stephen F. Austin	364	321	142	324	124	161	388	329	109	94	311	—	361
Texas A&M-Corpus Christi	390	754	219	143	307	363	566	536	488	209	535	361	—



TOM BURNETT

Southland Conference Commissioner
18th Year

Joined Southland: Dec. 23, 2002
Alma Mater: Louisiana Tech, 1988



Named to his current role on Dec. 23, 2002, Tom Burnett has since become the longest-tenured commissioner in the Southland Conference's 57-year existence. Now in his 18th year as the league's chief executive, he continues to provide Southland institutions with service-oriented leadership with a focus on student-athlete academic achievement, competitive success and overall well-being.

Burnett has helped to enhance and grow the Southland with numerous membership additions that have brought the league to its current 13-team alignment in Texas, Louisiana and Arkansas. The Southland now boasts member institutions in or near major metropolitan areas such as Houston, San Antonio, New Orleans, Little Rock, Baton Rouge, Corpus Christi, Beaumont and Shreveport.

With more than three decades in conference administrative roles, Burnett has also served in many national positions, including 10 various NCAA committees and councils during his career. He is currently a member of the NCAA Division I Men's Basketball Committee that manages the selection and administrative processes for the national championship event, including the Men's Final Four.

The league's television exposure has grown exponentially under his watch with the expansion of national and regional coverage, including the Southland's broadcast agreement with ESPN Networks that provides over 200 national broadcasts annually, and was recently extended through 2024-25. Additionally, the Conference has enjoyed national and regional broadcasting partnerships with Eleven Sports, Sinclair Broadcasting/American Sports Network, Cox Sports Television, Fox College Sports, Fox Sports Southwest and AT&T SportsNet Southwest during his tenure. The award-winning Southland Conference Television Network existed from 2008-2014, and this creative in-house broadcast venture featured over 170 unique sports and promotional telecasts to a potential viewing audience of more than 13 million television households.

Burnett also led a successful community-wide effort to bring the NCAA Division I Football Championship Games to the Southland's home base of Frisco, Texas, as the league has served as the host conference for the national title contests at Toyota Stadium since 2011. The NCAA has subsequently renewed the agreement three times to keep the championship game in Frisco minimally through the 2025 event.

He also initiated the Southland's football officiating consortium with the Big 12 Conference in 2007, a first of its kind dual program that combined singular training, observation, video review and development, a model followed by many other Division I conferences today. And in 2014, the Southland became the first FCS conference to implement full NCAA football instant replay for all home games.

He is also a member of the Board of Managers for College Football Officiating (CFO), LLC, an entity created by the NCAA and the Collegiate Commissioners Association to enhance and address college football's officiating matters. Burnett is a member of the National Football Foundation/College Football Hall of Fame's Awards Committee and the NFF's Divisional Honors Court. He formerly served on the Board of Directors for NCAA Football.

A former member of both the NCAA's Division I Committee on Academic Performance and the Division I Football Academic Working Group, Burnett also served as the FCS Vice President for the Collegiate Commissioners Association (CCA) in 2007-08.

He represented the Southland Conference on the NCAA Division I Management Council in 2004-05 and served on the Division I FCS Governance Committee from 2004-06. Burnett previously served on the NCAA Playing Rules Oversight Panel, the NCAA Baseball Rules Committee and Women's College Basketball Officiating (WCBO), LLC.

In 2004, Burnett began the league's renewed in-house efforts to secure corporate sponsorships. Since then, the Southland has secured

sponsorship agreements with dozens of national and regional companies. The Southland's corporate sales and marketing rights are now represented nationally by Van Wagner Sports and Entertainment (VWSE).

He also initiated efforts in 2007 to bring the Southland Conference basketball tournaments to a neutral site in the Houston area, giving the league a year-end celebration of the sport at a centralized location near much of the Southland's largest alumni and student bases. The tournament has remained in Katy, Texas, in the western Houston suburbs since then, and league administrators have agreed to extend the stay at least through 2021-22.

Prior to joining the Southland, Burnett spent nearly 11 years in a number of roles with the Sun Belt Conference in New Orleans, including stints as associate and assistant commissioner, and director of communications. He also served two years on the staff of the American South Conference, and started his career in student and full-time roles on the athletic staff at Louisiana Tech University.

A native of Houston, Burnett is a 1988 graduate of Louisiana Tech, where he studied journalism and spent one year as the sports editor of the school's student newspaper. He and his wife Tracy are the parents of a son, Cole, and a daughter, Jesse, both students at the University of Oklahoma.

Burnett's tenure follows former Southland commissioners Greg Sankey (1996-2002), Britton Banowsky (1994-96), Bill Belknap (1991-93), Don Landry (1987-90), Dick Oliver (1971-87) and Taylor Wilkins (1963-71).



Van Wagner

The Southland Conference agreed to a multi-year marketing and sponsorship sales agreement with Van Wagner Sports & Entertainment in 2019. As the Conference's exclusive agent, Van Wagner will negotiate and manage select multimedia rights, as well as serve as the conference's corporate sponsorship representative.

Together with Southland Conference leadership, Van Wagner will enhance the fan experience at Conference events while working toward a year-round brand presence for sponsors, member institutions and their student-athletes and fans through sponsorship sales, promotions, event production, and marketing initiatives.

Since 2014, Van Wagner has become a leader in college sports marketing and was developed to represent the sponsorship or multimedia rights for multiple schools and athletic conferences, including:

America East Conference
Big South Conference
Central Intercollegiate Athletic Association
Colonial Athletic Association
Western Athletic Conference
West Coast Conference
Arizona State National Sales
Canisius College
East Tennessee State University
Furman University
Florida International University

Georgia State University
Jacksonville University
Kennesaw State University
Liberty University
Longwood University
Loyola University Maryland
Loyola Marymount University
Niagara University
Pepperdine University
Samford University
University of San Francisco

Rider University
Siena College
Saint Joseph's University
Saint Peter's University
Santa Clara University
Stony Brook University
The University of Texas at El Paso
Towson University
Valparaiso University
The College of William & Mary




CRYSTAL CLEAR IMAGING

Real Print Solutions. Real Big Results.




HERCULES TIRES.





ESPN 3 ESPN+ CST

More than a dozen Southland Football contests will be available to watch on ESPN platforms and/or Cox Sports Television, with a non-conference matchup set to be announced at a later date. This includes a "Week 0" game Saturday, Aug. 29, between Central Arkansas and Austin Peay in the Guardian Credit Union FCS Kickoff in Montgomery, Ala. Additionally, five Southland schools are on the road for non-conference games on Saturday, Sept. 5.

The first Southland Conference game of the season is Thursday, Sept. 3, as Northwestern State hosts UIW. Lamar hosts Mississippi College in a non-conference tilt at 7 p.m.

Cox Sports Television remains a valued television partner and has three September Southland games on its slate: Nicholls at Northwestern State (Sept. 12), Sam Houston State at Nicholls (Sept. 19) and McNeese at Southeastern Louisiana (Sept. 26).

Southland televised games in October and November will be revealed 12 days prior to kickoff. As schedules are subject to change, viewers are encouraged to visit www.southland.org for the latest television schedule.

The second weekend of the season includes three games on ESPN platforms, as the Sept. 12 games will appear on ESPN3 or ESPN+ -- Central Arkansas at Abilene Christian, UIW at Lamar and Texas Wesleyan at Houston Baptist. Defending league co-champion Nicholls will visit Northwestern State at 6 p.m. on Cox Sports TV.

On Sept. 19, the Southland television slate includes three league games, including Abilene Christian at McNeese, Lamar at Stephen F. Austin and Sam Houston State at Nicholls on CST.

Sept. 26 features four televised league games on ESPN3 or ESPN+, headlined by a showdown of last year's co-champions when Central Arkansas hosts Nicholls. The schedule also includes Houston Baptist at Northwestern State, Abilene Christian at Stephen F. Austin and McNeese at Southeastern Louisiana on CST.



Sideline reporter Carley McCord, the posthumous recipient of the 2020 Louis Bonnette Sports Media Award, interviews former Nicholls quarterback Chase Fourcade

EARLY SOUTHLAND TELEVISION SCHEDULE

As schedules are subject to change, viewers are encouraged to visit www.southland.org for the latest television broadcast schedule.

Date	Game	Time (CT)	Network
Sat., Aug. 29	Central Arkansas vs. Austin Peay	TBA	TBA
Thurs., Sept. 3	UIW at Northwestern State*	6 p.m.	ESPN3/+
	Mississippi College at Lamar	7 p.m.	ESPN3/+
Sat., Sept. 12	Central Arkansas at Abilene Christian*	TBA	ESPN3/+
	UIW at Lamar*	6 p.m.	ESPN3/+
	Nicholls at Northwestern State	6 p.m.	Cox Sports TV, ESPN+
	Texas Wesleyan at Houston Baptist	6 p.m.	ESPN3/+
Sat., Sept. 19	Abilene Christian at McNeese*	6 p.m.	ESPN3/+
	Lamar at Stephen F. Austin*	TBA	ESPN3/+
	Sam Houston State at Nicholls*	TBA	Cox Sports TV, ESPN+
Sat., Sept. 26	Houston Baptist at Northwestern State*	6 p.m.	ESPN3/+
	McNeese at Southeastern Louisiana*	6 p.m.	Cox Sports TV, ESPN+
	Nicholls at Central Arkansas*	TBA	ESPN3/+
	Abilene Christian at Stephen F. Austin*	TBA	ESPN3/+

**Southland Conference Game
Schedule is subject to change. Additional early games may be selected at a later date.
Other television assignments will be made 12 days prior to kickoff.*

CONTACT INFORMATION

General Inquiries:
Madi Morris
Director of Broadcast & Digital Media
Southland Conference
2801 Network Blvd, Suite 502
Frisco, TX 75034
Office: 972-422-9500, ext. 109
Cell: 515-210-1624
mmorris@southland.org

Sales Information:
Mike Palisi
Executive VP, Collegiate Services
Van Wagner Sports & Entertainment
800 Third Avenue, 28th Floor
New York, NY 10022
Office: 212-699-8627
Cell: 732-859-8552

Production:
Jeff Watts
Executive Producer
Jeff Watts Productions
P.O. Box 14867
Fort Worth, Texas 76117
Office: 817-759-2811
Cell: 817-233-6462
jeffwatts@jwproductions.org

Media Inquiries: Josh Yonis, Assistant Director of Communications, Southland Conference
Office: 972-422-9500, ext. 107; E-mail: jyonis@southland.org



1963

The Southland Conference is organized by five institutions: Abilene Christian College (Abilene Christian University), Arkansas State College (Arkansas State University) Arlington State College (University of Texas at Arlington) Lamar State College of Technology (Lamar University) and Trinity University.

1964

The Southland Conference begins football play. Lamar wins inaugural championship with a 3-0-1 league mark and falls in the Pecan Bowl to Northern Iowa, 19-17.

1965

Lamar repeats as Southland champion with a 3-1 mark (6-4 overall).

1966

UT Arlington and Lamar finish as co-champions with identical 3-1 marks.

1967

UT Arlington wins the league title with a perfect 4-0 record, and completes a 10-1 season with a 13-0 win over North Dakota State in Pecan Bowl.

Trinity defensive end Marvin Upshaw becomes the first Southland Conference player to be selected in the first round of the NFL draft, the 21st overall selection by the Cleveland Browns.

1968

The Southland Conference begins competition in the NCAA's College Division.

Arkansas State takes the Southland title with a 3-0-1 mark, but loses in the Pecan Bowl to North Dakota State, 23-14.

1969

Arkansas State repeats as league champion, sweeping through the league at 4-0. ASU caps an 8-1-1 season with a win over Drake, 29-21, in the Pecan Bowl.

1970: NATIONAL CHAMPIONSHIP

Arkansas State wins the Southland title for the third consecutive year and finishes the season with a perfect 11-0 mark, winning the UPI College Division National Championship. ASU capped the year with a 38-21 win over Central Missouri State in the Pecan Bowl.

Arkansas State head coach Bennie Ellender is named the National Small College Coach of the Year by the American Football Coaches Association.

1971

Louisiana Tech University and the University of Southwestern Louisiana (UL Lafayette) join the Southland Conference. Louisiana Tech, Trinity and Lamar share the championship with 4-1 records. Louisiana Tech caps a 9-2 season with a 14-3 win over Eastern Michigan in the Pioneer Bowl.

1972: NATIONAL CHAMPIONSHIP

Louisiana Tech wins its second straight championship with a 5-0 mark, and caps off a perfect 12-0 season with a 35-0 trouncing of Tennessee Tech in the Grantland Rice Bowl. The win gives Louisiana Tech a claim to the College Division National Championship.

McNeese University plays its first season in the Southland Conference. Abilene Christian plays its final season and withdraws from the Southland Conference.

1973: NATIONAL CHAMPIONSHIP

Louisiana Tech wins the league title with a 5-0 record on the way to a 12-1 season capped off by the league's first NCAA football championship, winning the Division II title, 34-0, over Western Kentucky.

1974: NATIONAL CHAMPIONSHIP

Louisiana Tech wins its fourth consecutive league crown with a 5-0 mark and 11-1 overall record. Tech is declared UPI Division II National Champion.

Louisiana Tech wide receiver Roger Carr becomes the second Southland Conference player to be selected in the first round of the NFL draft, the 24th overall pick by the Baltimore Colts.

1975

The Southland Conference begins play as an NCAA Division I league. Arkansas State wins the conference with a perfect 5-0 mark and rolls through the season with an 11-0 mark as one of two unbeaten, untied teams in Division I. Because of no postseason opportunities for Arkansas State, the Southland Conference and city of Shreveport, La., develop the idea for the Independence Bowl, to be hosted by the Southland champion.

1976

McNeese wins its first Southland title with a 4-1 mark. The Cowboys finish the season 10-2 after a 20-16 win over Tulsa in the inaugural Independence Bowl.

1977

Louisiana Tech claims its fifth Southland title with a 4-0 mark, and caps a 9-1-2 season with a 24-14 win over Louisville in the Independence Bowl.

1978

Louisiana Tech and Arkansas State share the title with 4-1 marks, and Louisiana Tech finishes a 6-5 season with a 35-13 loss to East Carolina in the Independence Bowl.

1979

McNeese wins its second Southland title with a 5-0 league mark. McNeese finishes with an 11-1 record, losing only to Syracuse, 31-7, in the Independence Bowl.

1980

McNeese rolls to another undefeated 5-0 conference record for its second straight title. The Cowboys lost to Southern Miss., 16-14, in the final Independence Bowl hosted by the Southland champion.

1981

UT Arlington wins its first league title in 14 years with a 4-1 mark on the way to a 6-5 overall record. UL Lafayette plays its final season and withdraws from the Southland Conference.

1982

The Southland Conference is re-classified into the NCAA Football Championship Subdivision, and begins participation in the NCAA Division I Playoffs. Northeast Louisiana University (ULM) plays its first season in the Southland Conference. Louisiana Tech claims its seventh Southland crown with a 5-0 mark, and finishes at 10-3 after advancing to the NCAA Division I semifinals and falling to Delaware, 17-0.

1983

North Texas plays its first season in the Southland Conference, and responds by sharing the league title with ULM with a 5-1 record. North Texas loses in the opening round of the Division I Playoffs at Nevada, 20-17, in overtime. McNeese defensive back Leonard Smith becomes the highest Southland Conference draft choice, taken as the 17th overall selection in the first round by the St. Louis Cardinals.

1984: NATIONAL CHAMPIONSHIP GAME

Louisiana Tech wins the championship with a 5-1 mark and finishes a 10-5 season by falling in the Division I National Championship to Montana State, 19-6. Arkansas State also advances to the quarterfinals in the NCAA Division I playoffs, falling at Montana State, 31-14.

1985

Arkansas State claims the title with a 5-1 mark and advances to the quarterfinals of the NCAA Division I playoffs, losing at Nevada, 24-23. UT Arlington plays its final season after discontinuing football, and withdraws from the Southland Conference. UTA returned to the league without football during the 1987-88 academic year.

1986: NATIONAL CHAMPIONSHIP GAME

Arkansas State wins its seventh league title with a perfect 5-0 record and completes a 12-2-1 season by advancing to the Division I National Championship game, falling to Georgia Southern, 48-21.

Arkansas State, Louisiana Tech and Lamar play their final season and withdraw from the Southland Conference. Lamar returns to the league without football during the 1998-1999 academic year.

1987: NATIONAL CHAMPIONSHIP

ULM runs through the Southland schedule at 6-0 and finishes a 13-2 season by winning the NCAA Division I National Championship with a 43-42 win over Marshall.

North Texas advances to the NCAA Division I playoffs, falling in the first round at ULM, 30-9.

Northwestern State University, Sam Houston State University, Southwest Texas State University (Texas State) and Stephen F. Austin State University play their first season in the Southland Conference.

Northwestern State running back John Stephens is selected 17th overall in the first round of the NFL Draft by New England, matching the highest draft selection in Southland Conference history (Leonard Smith, McNeese, 17th pick, 1983).

1988

Northwestern State wins its first Southland championship with a perfect 6-0 mark, and completes a 10-3 season by advancing to the quarterfinals of the NCAA Division I playoffs, losing at Idaho, 38-30. For the first time, the Southland sends three teams to postseason play as Stephen F. Austin advances to the second round before falling at Georgia Southern, 27-7. North Texas also earns a playoff bid, but loses in the first round at Marshall, 7-0.

1989: NATIONAL CHAMPIONSHIP GAME

Stephen F. Austin wins its first Southland championship with a 5-0-1 mark and completes a 12-2-1 season by advancing to the Division I National Championship game, falling at Georgia Southern, 37-34.

1990

ULM wins the league with a 5-1 mark, and finishes a 7-5 season by losing in the first round of the Division I playoffs, 27-14, at Nevada.

1991

McNeese, at 4-1-2, and Sam Houston State, at 5-2, share the conference title by virtue of identical .714 winning percentage. McNeese completes a 6-4-2 campaign with a first-round loss at Nevada, 22-16, in the NCAA Division I playoffs. Sam Houston State also earns its first bid into the NCAA Division I playoffs, but the Bearkats lose at Middle Tennessee, 20-19, in overtime. Nicholls State University plays its first season in the league.

1992

ULM completes an undefeated, 7-0, conference slate for its fourth league title. The Indians advance to the quarterfinals of the playoffs, falling to Delaware, 41-18. McNeese also earns a bid to the NCAA Division I playoffs, advancing to the quarterfinals, losing at Northern Iowa, 29-7.

1993


McNeese rolls through the league undefeated at 7-0 and advances to the quarterfinals of the NCAA Division I playoffs, losing to Troy State, 35-28. For the second time in league history, three Southland teams earn berths into the NCAA Division I playoffs. ULM falls in the first round to Idaho, 34-31, and Stephen F. Austin loses a first-round contest at Troy State, 42-20. ULM plays its final football season and withdraws its program from the Southland Conference. ULM's remaining sports continue to compete in the Southland.

1994

North Texas earns its second league crown with a 5-0-1 mark, but loses in the first round of the NCAA Division I playoffs, 24-20. McNeese also receives a playoff bid, and the Cowboys advance to the quarterfinals, falling at Montana, 30-28. North Texas plays its final season and withdraws from the league.

1995

McNeese completes an undefeated league schedule at 5-0, and advances to the semifinals of the NCAA Division I playoffs, losing to Marshall, 25-15. Stephen F. Austin also receives a playoff berth and also advances to the national semifinals, falling at Montana, 70-14.



Bobby Keasler, McNeese

1996

The Southland Football League, a seven-team entity formed by the remaining six Southland Conference football-playing institutions and Troy State University, is formed.

In its first year of Southland competition, Troy wins the league with a 5-1 mark, and advances to the semifinals of the NCAA Division I playoffs, falling at Montana, 70-7.

Nicholls, completing a miraculous turnaround from an 0-11 season in 1995, finishes 8-4, and also receives a bid to the NCAA Division I playoffs, losing at Montana in the first round, 48-3. Nicholls head coach Darren Barbier wins the Eddie Robinson Award, presented annually to the FCS National Coach of the Year.

1997: NATIONAL CHAMPIONSHIP GAME

McNeese and Northwestern State share the Southland title with 6-1 records. McNeese concludes a 13-2 season by advancing to the NCAA Division I National Championship game, falling to Youngstown State, 10-9.

Northwestern State also earns a bid to the NCAA Division I playoffs, losing at Eastern Washington in the first round, 40-10. Jacksonville State plays its first football season in the league.

1998

Northwestern State wins its third Southland title with a 6-1 record. The Demons advance to the semifinals of the NCAA Division I playoffs before falling to Massachusetts, 41-31. The Southland again sends three teams to postseason play. McNeese falls in the first round to Massachusetts, 21-19, and Troy State loses in the first round at Florida A&M, 27-17.

1999

Troy and Stephen F. Austin share the league crown at 6-1, and Troy advances to the quarterfinals of the NCAA Division I playoffs, losing to Florida A&M, 17-10. Troy defensive tackle Al Lucas wins the Buck Buchanan Award, signifying the nation's top defensive player in the FCS.

2000

Troy wins its third Southland championship with a 7-0 record, and advances to the NCAA Division I playoffs, falling to Appalachian State, 33-30. Troy plays its final season and withdraws from the Southland Football League.

2001

Sam Houston State and McNeese share the conference crown at 5-1. Sam Houston advances to the quarterfinals of the NCAA Division I playoffs, losing at Montana, 49-24.

For the fourth time, the Southland sends three teams into postseason play. McNeese falls to Maine, 14-10, in the first round, and Northwestern State loses in the first round at Montana, 28-19.

The year marks the final season of the Southland Football League. The SFL identity will be returned into the Southland Conference beginning with the 2002 season.

Sam Houston State head coach Ron Randleman records his 200th career coaching victory.

2002: NATIONAL CHAMPIONSHIP GAME

McNeese wins its record ninth Southland championship with a 6-0 mark. McNeese advances to the NCAA Division I National Championship game, falling to Western Kentucky, 34-14.

McNeese head coach Tommy Tate is honored with the Eddie Robinson Award.

Jacksonville State plays its final season and withdraws from the Southland Football League.

Southeastern Louisiana, a member of the Southland Conference in sports other than football, announces it will revive football after discontinuing the program in 1986. Southeastern will play two seasons as and FCS independent before playing in the Southland in 2005.

2003

McNeese completes an undefeated 5-0 conference mark for its third consecutive league title and 10th overall. The Cowboys end the season with a streak of 16 consecutive wins in league play.

For the second year in a row, McNeese was the No. 1 seed in the NCAA Division I playoffs. The Cowboys were ranked No. 1 nationally all but one week during the regular season, but lost their first-round playoff contest.

McNeese's Tommy Tate was named AFCA Region V Coach of the Year.

2004

Sam Houston State capped a successful season in what would turn out to be the last for 36-year head coach Ron Randleman. The Bearkats had the best turn-around season in all of Division I football, going from 2-9 in 2003 to an 11-3 mark in 2004. Sam Houston notched its third Southland Conference championship in school history. The Bearkats shared the 2004 title with Northwestern State as each compiled 4-1 league records.

Northwestern State received the league's automatic berth to the NCAA playoffs after winning the fourth regular-season title in school history. The Demons fell in the first-round of the NCAA Division I playoffs to Montana.



Sam Houston used an at-large berth to the playoffs and advanced to the semifinal round of the tournament for the first time in school history, but fell to Montana.

The 2004 season marked the 12th time in the last 14 years the Southland Conference was represented by multiple teams in the 16-team NCAA Division I playoff field. Sam Houston State and Northwestern State were duplicates from the 2001 playoffs in a year when the Southland sent three teams with McNeese also advancing.

2005

Southeastern Louisiana, a member of the league in all other sports since 1997, began Southland Conference football competition. Hurricane Katrina and Hurricane Rita wrecked havoc on the 2005 schedule before Texas State and Nicholls shared the regular-season crown for the first Southland titles for either. The two advanced to the NCAA Division I playoffs with Texas State going all the way to the semifinals before losing in overtime to Northern Iowa, 40-37.

2006

With McNeese off to a 1-3 start, the 2006 season looked to be in trouble for success. But a turnaround happened as Matt Viator was named head coach on Sept. 13, 2006. Viator went on to lead the Cowboys to the NCAA Division I playoffs by posting a 6-2 record in his partial season. He was named both the Southland Coach of the Year and was a finalist in the balloting for Eddie Robinson Coach of the Year Award.

McNeese captured its 11th Southland regular-season title and fourth in the last six years by posting a 5-1 league record in 2006 to finish one game ahead of Sam Houston State and Stephen F. Austin.

Southland newcomer Central Arkansas posted the best overall record at 8-3, but did not play a Southland schedule.

2007

McNeese finished the regular-season 11-0, becoming the first Southland school to complete the regular-season undefeated since the Cowboys accomplished the feat in 1995. As a result, the school won its 12th Southland regular-season title. The Cowboys also hosted a first-round game in the NCAA Division I playoffs, becoming the first Southland school to host since Texas State hosted three in 2005.

The Southland won two games against FBS opponents in 2007, as Nicholls knocked off Rice 16-14 and McNeese defeated UL Lafayette 38-17. They were the 14th and 15th wins against the FBS for the Southland since 2000.

Lamar, a member of the Southland Conference in sports other than football, announces it will revive football after discontinuing the program in 1989. Lamar will begin play as an FCS independent in 2010 and will play a Southland Conference schedule in 2011.

2008

Texas State won its second Southland title with a 5-2 record after beating rival Sam Houston State in the regular-season finale. Central Arkansas, ineligible for the league championship during its transition to Division I from Division II, finished with a league-best 6-1 conference record. By virtue of winning the outright Southland title, Texas State earned the league's

automatic bid into the NCAA Division I playoffs, where it collided with perennial power and fourth-seeded Montana. The Grizzlies went on to reach the NCAA Division I National Championship game after getting by the Bobcats 31-13 in the opening round.

Three players – Central Arkansas quarterback Nathan Brown and defensive end Larry Hart and Nicholls defensive back Lardarius Webb – as well as Central Arkansas head coach Clint Conque finished among the top 10 in balloting for the Payton Award, the Buck Buchanan Award and the Eddie Robinson Award.

2009

Stephen F. Austin and McNeese each finished 6-1 in Southland Conference play to share the conference championship. SFA won its third conference title and first since 1999, while McNeese won its 13th conference championship and its sixth since 2000. The shared titles marked the first time since 2005 the league split its championship. SFA beat McNeese, 16-13, to clinch the league's automatic berth in the NCAA playoffs. The Lumberjacks, who were 0-11 in 2007, picked up the first postseason win by the league since 2005 when Texas State reached the semifinals. In its first appearance in the playoffs since its semifinal run in 1995, SFA beat Eastern Washington at home but lost at Montana in the quarterfinals. McNeese, which was able to earn an at-large bid into the playoffs, also got a home game, but fell to New Hampshire.

Stephen F. Austin coach J.C. Harper was the runnerup for the Eddie Robinson Award, which is presented to the national coach of the year. The conference coach of the year, was just two points shy from winning the national award.

2010

Stephen F. Austin claimed its first outright Southland Conference title since the 1989 season. It also marked the first time in program history that SFA won back-to-back conference titles. The Lumberjacks earned the league's automatic berth into the NCAA Division I playoffs and were awarded with a home game against Villanova, the 2009 national champion, but lost 54-24.

SFA quarterback Jeremy Moses went on to become the first Southland player to win the Walter Payton Award. He set the FCS record for completions (1,184) and finished among the subdivision's all-time top 10 in total offense (13,201), passing yards (13,401) and touchdown passes.

The Southland Conference, based in Frisco, Texas since 2006, was named the host of the 2011 NCAA Division I Football Championship Game. The Division I playoff bracket expanded from 16 teams to 20 teams and the new format pushed the championship game into January.

Central Arkansas became a full Division I member in 2010 and was eligible for a conference championship and playoffs. Lamar, already a conference member in other sports, returned to the gridiron after a 21-year absence, but played the 2010 season as an independent. The Cardinals rejoined the Southland the following year for the first time since the 1986 season. Texas State played its final football season as a league member in 2010.

2011: NATIONAL CHAMPIONSHIP GAME

Sam Houston State cruised to the 2011 Southland Conference championship, becoming the first Southland team since McNeese in 2007 to go a perfect 11-0 during the regular season, including a 7-0 mark in conference play for its fourth league championship -- its first outright title. No other Texas team had navigated a perfect season in conference play.

The Bearkats were the only unbeaten team in the Football Championship Subdivision at the end of the regular season and were awarded the No. 1 seed in the Division I playoffs. It was Sam Houston's fifth Division I playoff appearance. After a first-round bye, the Bearkats opened with a win over Stony Brook and followed with wins over long-time Southland nemeses Montana State and Montana to move to 14-0 and set up a date against North Dakota State in the Division I Football Championship Game. The Bison snapped the Bearkats' 16-game win streak (dating back to the 2010 season) with a 17-6 win at FC Dallas Stadium in Frisco, Texas. Both teams finished with 14-1 records. The win total set a Sam Houston State school record. The title game appearance was the Southland's first since the 2002 season, marking the seventh time a Southland team reached the title game.

Central Arkansas, who finished second in league play at 6-1, made its first appearance in the Division I playoffs in just its second year of eligibility. Playing with an at-large berth, the Bears won the Southland's first road playoff game since 2004 with a 34-14 win at Tennessee Tech before ending its season with a loss at Montana.

2012: NATIONAL CHAMPIONSHIP GAME

Sam Houston State returned to the 2012 Division I Football Championship Game for the second consecutive year after sharing the Southland Conference regular-season title with Central Arkansas. Both schools finished 6-1 in conference, giving the Bearkats their fifth league championship and the Bears their first conference title. In 2008, UCA finished 6-1 in league play and atop the standings but was ineligible for the conference championship during its transition to Division I.

Both Central Arkansas and Sam Houston earned a spot in the postseason, marking the second time in as many years the Southland sent two teams to the postseason, with UCA and Sam Houston also representing the league in 2011. The Bears earned an opening-round bye in the playoffs before falling to No. 5 seed Georgia Southern on the road 24-16 to finish its year 9-3 overall.

The Bearkats also received a bye in the first round and knocked off Cal Poly at home in the second round before winning consecutive road games at Montana State and at Eastern Washington (45-42) in the semifinals en route to their second consecutive trip to Frisco, Texas, for the championship game. The Bearkats earned a rematch against defending champion North Dakota State and fell to the Bison 39-13. Sam Houston reached the championship game for the second time in its history, and it marked the eighth time a Southland team reached the title game.

2013

Southeastern Louisiana won its first Southland football title after posting a 10-2 overall regular-season record and a perfect 7-0 mark against league opponents. The Lions finished one game ahead of McNeese, who ended the regular-season 10-2 overall and 6-1 in conference. This marked the first time in conference history the league has produced two 10-win teams in the regular season.

The Southland Conference placed three teams in the playoffs for the fifth time. Southeastern, McNeese and Sam Houston State represented the league. It was the first time since 2001 when Sam Houston, McNeese and Northwestern State each made the field.

The Bearkats opened the postseason with a 51-20 win over Southern Utah before falling to Southeastern Louisiana 30-29 in the closing seconds. It was the first FCS postseason win in Lion history. Southeastern, the No. 4 national seed, fell in the quarterfinals 20-17 to New Hampshire. On the other side of the bracket, No. 6 seed McNeese lost to Jacksonville State 31-10 in the second round.

2014

Southeastern Louisiana and Sam Houston State shared the regular-season title after each school posted a 7-1 mark in conference play. The Lions and Bearkats finished two games ahead of Stephen F. Austin, Lamar and Central Arkansas, who all went 5-3 in Southland play.

For the second consecutive year, and sixth overall time in league history, the Southland sent three teams to the postseason with Sam Houston, Southeastern and SFA. However, the league co-champions, who did not face each other in the regular season, were matched up in the first round of the postseason with Sam Houston edging Southeastern 21-17. The Lumberjacks, who reached the postseason for the first time since 2010, drew Northern Iowa in the first round and fell on the road to the Panthers 44-10, ending their season with an 8-5 mark.

The Bearkats, who finished the year 11-5, continued their postseason success with big road wins. In the second round, Sam Houston defeated Jacksonville State 37-26 before knocking off Villanova 34-31 in the quarterfinals. The Bearkats' road to the championship ended one game shy of Frisco with a 35-3 defeat against the eventually national champion North Dakota State.

2015

McNeese won its 14th Southland Conference regular-season title and its first since 2009 after the Cowboys rolled through league play at 9-0. The Cowboys finished two games ahead of Central Arkansas and Sam Houston State, both of which tied for second at 7-2 in conference.

The Southland was represented by McNeese and Sam Houston in the postseason. It marked the 16th FCS postseason appearance for the Cowboys and the ninth overall and fifth consecutive appearance for the Bearkats.

McNeese received the No. 4 seed in the playoffs and was set to host the winner of the first round game between Sam Houston and Southern Utah. The Bearkats won the offensive shootout with the Thunderbirds, 42-39, to set up a rematch of the Nov.

7 meeting between McNeese, which the Cowboys won 27-10. The Bearkats came out on the winning side with a 34-29 upset of the Cowboys and put an end to the historic season in Lake Charles. McNeese finished its campaign at 10-1.

Sam Houston continued to roll through the playoffs as it hosted Colgate in the quarterfinal round. The Bearkats won 48-21 to reach the semifinals for the second straight year and for the fourth time in five seasons. Sam Houston's postseason drive came to a stop for the second straight year in the semifinals as they fell to No. 1 seed Jacksonville State, 62-10.

2016

Sam Houston State rolled to its seventh conference title, finishing 9-0 in conference play, led by the prolific offensive performance of junior quarterback Jeremiah Briscoe. Central Arkansas finished second with an 8-1 record behind the efforts of the Southland's stingiest defense. Southeastern Louisiana followed with a 7-2 conference mark, followed by McNeese and Nicholls with 5-4 records.

Sam Houston State and Central Arkansas both earned spots in the FCS Playoffs, both going 1-1. The Bearkats downed Chattanooga at home 36-31 before falling on the road to eventual national champion James Madison 65-7. Central Arkansas won at home in its first-round match-up with Illinois State, 31-24, before losing on the road at Eastern Washington, 31-14.

Briscoe finished the season as the all-time FCS leader in passing touchdowns with 57 and became the second Southland player to win the Walter Payton Award, given to the top FCS offensive player. He finished second nationally with 4,602 passing yards and an FCS-best 348 points responsible for.

2017

Central Arkansas capped its first undefeated conference season with a 9-0 league record and sole possession of the regular season title. The Bears, who last won the league crown in 2012, finished 10-1 overall.

They, Sam Houston State and Nicholls all three earned bids to the FCS Playoffs, with the Bears and Bearkats securing first-round byes. Nicholls fell narrowly in the first round to South Dakota 38-31, after which Sam Houston won a shootout with the Coyotes in round two, 54-42. UCA fell 21-15 at home against New Hampshire. The Bearkats would defeat Kennesaw State 34-27 but fell on the road at eventual champion North Dakota State 55-13 in the semifinals.

Jeremiah Briscoe of Sam Houston State earned the STATS Walter Payton Award for the second consecutive season, become just the second two-time recipient in history. He finished the 2017 season with 5,003 passing yards and 45 touchdowns.

2018

Led by Southland Conference Coach of the Year Eric Morris, Incarnate Word engineered one of the most historic year-over-year turnarounds, taking the Cardinals from 1-7 in Southland Conference play in 2017 to 6-2 in 2018. UIW was crowned co-champions along with Nicholls, who posted a 7-2 mark in league play.

They and Lamar all three earned bids to the FCS Playoffs. Nicholls defeated San Diego 49-30 in the first round before falling 42-21 to national championship runner-up Eastern Washington the following week. UIW dropped a 35-14 decision to Montana State, and Lamar lost by a narrow 16-13 margin to Northern Iowa.

2019

For the second-straight season, Nicholls claimed a share of the Southland Conference championship and the automatic bid to the FCS Playoffs after going 9-5 and 7-2 in league play. Central Arkansas was crowned co-champions along with Nicholls and earned the No. 8 national seed with a 7-2 mark in conference games.

They and Southeastern Louisiana all three earned bids to the FCS Playoffs. Nicholls defeated North Dakota 24-6 in the first round before falling 37-13 to national champion North Dakota State the following week. UCA dropped a 24-14 decision to Illinois State, and SLU edged Villanova 45-44 in round one before losing to Montana in the second round.



The NCAA Division I Football Championship Subdivision, the national association's highest classification, salutes its past, celebrates its present and plans for a promising future of achievement.

With a focus on high-quality competition, sportsmanship and on-the-field championship experience, the FCS provides alumni, students and fans with first-rate competitive excellence, while giving campuses and local communities tremendous rallying opportunities and an affordable family activity.

The origin of the game's finest performers – Walter Payton, Jerry Rice, Buck Buchanan, Tony Romo, Kurt Warner, Steve McNair, Carson Wentz, Rich Gannon and Brian Westbrook – the FCS annually proves itself as fertile ground for talent and the development of future stars and professional Hall of Famers.

Coaching legends such as Eddie Robinson, Bobby Bowden, Jim Tressel, Mack Brown and Tubby Raymond and all led programs at FCS institutions during their hall of fame careers.

With a bracket expansion to 24 teams in 2013, the NCAA Division I Football Championship annually gives the FCS a superb on-the-field playoff event, culminating with a week-long celebration in Frisco, Texas.

The Division I Football Championship is proving to be one of the NCAA's premiere postseason events.

Team Frisco, consisting of the Southland Conference, the City of Frisco and Hunt Sports Ventures, has served as the local organizing

NCAA DIVISION I FCS CHAMPIONSHIP GAME HISTORY

Year	Champion	Runner-up	Score	Year	Champion	Runner-up	Score	Year	Champion	Runner-up	Score
1978	Florida A&M	Massachusetts	35-28	1992	Marshall	Youngstown St.	31-28	2006	Appalachian St.	Massachusetts	28-17
1979	Eastern Kentucky	Lehigh	30-7	1993	Youngstown St.	Marshall	17-5	2007	Appalachian St.	Delaware	49-21
1980	Boise St.	Eastern Kentucky	31-29	1994	Youngstown St.	Boise St.	28-14	2008	Richmond	Montana	24-7
1981	Idaho St.	Eastern Kentucky	34-23	1995	Montana	Marshall	22-20	2009	Villanova	Montana	23-21
1982	Eastern Kentucky	Delaware	17-14	1996	Marshall	Montana	49-29	2010	Eastern Washington	Delaware	20-19
1983	Southern Illinois	Western Carolina	43-7	1997	Youngstown St.	McNeese	10-9	2011	North Dakota St.	Sam Houston St.	17-6
1984	Montana St.	Louisiana Tech	19-6	1998	Massachusetts	Georgia Southern	55-43	2012	North Dakota St.	Sam Houston St.	39-13
1985	Georgia Southern	Furman	44-42	1999	Georgia Southern	Youngstown St.	59-24	2013	North Dakota St.	Towson	35-7
1986	Georgia Southern	Arkansas St.	48-21	2000	Georgia Southern	Montana	27-25	2014	North Dakota St.	Illinois St.	29-27
1987	ULM	Marshall	43-42	2001	Montana	Furman	13-6	2015	North Dakota St.	Jacksonville St.	37-10
1988	Furman	Georgia Southern	17-12	2002	Western Kentucky	McNeese	34-14	2016	James Madison	Youngstown St.	28-14
1989	Georgia Southern	Stephen F. Austin	37-34	2003	Delaware	Colgate	40-0	2017	North Dakota St.	James Madison	17-13
1990	Georgia Southern	Nevada	36-13	2004	James Madison	Montana	31-21	2018	North Dakota St.	Eastern Washington	38-24
1991	Youngstown St.	Marshall	25-17	2005	Appalachian St.	Northern Iowa	21-16	2019	North Dakota St.	James Madison	28-20



committee of the game for the last nine seasons at Toyota Stadium, and will remain home to the championship game through at least the 2025 game after recently receiving its third five-year extension.

Since 1982, the Southland been a proud and prominent member of the FCS and has an annual expectation of competing for the Division I national championship and placing multiple teams into postseason play.

In addition to winning one Division I title (Louisiana-Monroe in 1987), the Southland has also placed teams in seven other NCAA title games, including in 2011 and 2012 when Sam Houston State advanced to the final. McNeese State (1997, 2002) and Stephen F. Austin (1989) are current members that have also played in the national championship game. Former members Louisiana Tech (1984) Arkansas State (1986) also advanced to the national championship game.

The Southland is one of 10 leagues that earn automatic qualification into the Division I Football Championship, a group that includes the Big Sky, Big South, Missouri Valley Football, Northeast, Ohio Valley, Southern, Colonial, Patriot and Pioneer leagues.

2019 FCS PLAYOFFS

First-Round Games
Nicholls 24, North Dakota 6
at Thibodaux, La.

Illinois State 24, Southeast Missouri State 6
at Cape Girardeau, Mo.

Albany 42, Central Connecticut State 14
at Albany, N.Y.

Austin Peay 42, Furman 6
at Clarksville, Tenn.

Southeastern Louisiana 45, Villanova 44
at Hammond, La.

Northern Iowa 17, San Diego 3
at Cedar Falls, Iowa

Monmouth 44, Holy Cross 27
at West Long Branch, N.J.

Kennesaw State 28, Wofford 21
at Spartanburg, S.C.

Second-Round Games
No. 1 North Dakota State 37, Nicholls 13
at Fargo, N.D.

Illinois State 24, No. 8 Central Arkansas 14
at Conway, Ark.

No. 5 Montana State 47, Albany 21
at Bozeman, Mont.

Austin Peay 42, No. 4 Sacramento State 28
at Sacramento, Calif.

No. 2 James Madison 66, Monmouth 21
at Harrisonburg, Va.

Northern Iowa 13, No. 7 South Dakota St. 10
at Brookings, S.D.

No. 6 Montana 73, Southeastern La. 28
at Missoula, Mont.

No. 3 Weber State 26, Kennesaw State 20
at Ogden, Utah

Quarterfinal Games
 No. 1 North Dakota State 9, Illinois State 3
at Fargo, N.D.

No. 5 Montana State 24, Austin Peay 10
at Bozeman, Mont.

No. 2 James Madison 17, Northern Iowa 0
at Harrisonburg, Va.

No. 3 Weber State 17, No. 6 Montana 10
at Ogden, Utah

Semifinal Games
 No. 1 North Dakota St. 44, No. 5 Montana St. 14
at Fargo, N.D.

No. 2 James Madison 30, No. 3 Weber State 14
at Harrisonburg, Va.

Final - Jan. 11, 2020
 No. 1 North Dakota St. 28, No. 2 James Madison 20
at Toyota Stadium, Frisco, Texas



PRESEASON ALL-CONFERENCE TEAMS

First-Team Offense

Pos.	Name	University	Cl.	Hometown
QB	Breylin Smith*	Central Arkansas	Jr.	Conway, Ark.
RB	Julien Gums*	Nicholls	Jr.	New Orleans, La.
RB	Donovan Williams*	Sam Houston State	Jr.	Paris, Texas
TE/HB	Brandon Hohenstein	Abilene Christian	Sr.	Jackson, Neb.
WR	Lujan Winningham*	Central Arkansas	Jr.	Humble, Texas
WR	Dai'Jean Dixon*	Nicholls	Sr.	New Orleans, La.
WR	Cyron Sutton*	McNeese	Sr.	New Orleans, La.
OL	P.J. Burkhalter*	Nicholls	R-Sr.	Franklinton, La.
OL	Colby Thomas*	Sam Houston State	Sr.	Manvel, Texas
OL	Jair Joseph*	Nicholls	Sr.	Belle Rose, La.
OL	Jaylen Hendrix*	Central Arkansas	Jr.	Everman, Texas
OL	Toby Sanderson*	Central Arkansas	Sr.	Edmond, Okla.
PK	Bailey Giffen*	Lamar	Sr.	Bryan, Texas
P	Matt McRobert*	Sam Houston State	R-Sr.	Berowra, Australia

First-Team Defense

DL	Trace Mascorro*	Sam Houston State	Sr.	Refugio, Texas
DL	Joseph Wallace*	Sam Houston State	Sr.	Dallas, Texas
DL	Nathan Grant*	Central Arkansas	Sr.	Carrollton, Texas
DL	Kameron Hill*	Abilene Christian	Sr.	Fresno, Texas
LB	Alexis Ramos*	Southeastern Louisiana	Sr.	Salinas, Calif.
LB	T.J. Campbell*	Central Arkansas	Jr.	Southaven, Miss.
LB	Ja'Quay Pough*	Northwestern State	Sr.	Sherman, Texas
DB	Ferlando Jordan*	Southeastern Louisiana	R-Jr.	Atlanta, Ga.
DB	Robert Rochell*	Central Arkansas	Sr.	Shreveport, La.
DB	Michael Lawson*	Lamar	Sr.	Patterson, Calif.
DB	Darion Dunn*	McNeese	Sr.	Oakdale, La.
DB	Kevin Moore III*	Nicholls	Sr.	Lafayette, La.
KR	Cameron Myers*	Central Arkansas	R-So.	Plant City, Fla.
PR	Michael Lawson*	Lamar	Sr.	Patterson, Calif.

Second-Team Offense

QB	Bailey Zappe	Houston Baptist	Sr.	Victoria, Texas
RB	Billy McCrary	Abilene Christian	Sr.	Temple, Texas
RB	Dreshawn Minnieweather	Houston Baptist	Sr.	Mesquite, Texas
TE/HB	Matt DeBlaiso	Southeastern Louisiana	Sr.	Seaford, N.Y.
TE/HB	Jack Short	Central Arkansas	Sr.	Bentonville, Ark.
WR	Tyler Hudson*	Central Arkansas	So.	Spring, Texas
WR	Xavier Gipson*	Stephen F. Austin	So.	Dallas, Texas
WR	Ben Ratzlaff*	Houston Baptist	Sr.	San Diego, Calif.
WR	Jerreth Sterns*	Houston Baptist	Jr.	Waxahachie, Texas
WR	Austin Mitchell*	Southeastern Louisiana	R-Sr.	Plaquemine, La.
OL	Eleasah Anderson	Sam Houston State	R-Jr.	Houston, Texas
OL	Mikhail Hill	Nicholls	R-Jr.	Gretna, La.
OL	Jeremiah James	Nicholls	R-So.	New Orleans, La.
OL	Drew Jones	Southeastern Louisiana	Sr.	Des Allemands, La.
OL	Kade Parmelly	Abilene Christian	Sr.	Abilene, Texas
PK	Hayden Ray*	Central Arkansas	Jr.	Bryant, Ark.
P	Blake Patterson*	Houston Baptist	Sr.	Round Rock, Texas

Second-Team Defense

DL	Jevon Leon*	Sam Houston State	So.	Houston, Texas
DL	A'Javius Brown	Central Arkansas	Sr.	Jackson, Miss.
DL	Josh Carr Jr.	Southeastern Louisiana	Jr.	Houston, Texas
DL	J.W. Jones	Central Arkansas	Sr.	Rayville, La.
LB	Kelechi Anyalabechi*	UIW	Jr.	Pearland, Texas
LB	Caleb Johnson	Houston Baptist	Sr.	San Diego, Calif.
LB	Evan Veron	Nicholls	Sr.	LaPlace, La.
DB	Zyon McCollum*	Sam Houston State	Sr.	Galveston, Texas
DB	Cory McCoy*	McNeese	Sr.	Leesville, La.
DB	Shemar Bartholomew*	Northwestern State	Jr.	New Orleans, La.
DB	Jaylon Jimmerson*	UIW	So.	Pittsburg, Texas
DB	Jaylen Thomas*	Sam Houston State	Sr.	Houston, Texas
KR	Xavier Gipson*	Stephen F. Austin	So.	Dallas, Texas
PR	Cyron Sutton*	McNeese	Sr.	New Orleans, La.

PRESEASON POLL

Rk.	Team (first-place votes)	Total
1.	Central Arkansas (12)	190
2.	Sam Houston State (4)	170
3.	Nicholls (6)	169
4.	Southeastern Louisiana	157
5.	McNeese	113
6.	UIW	104
7.	Abilene Christian	101
8.	Stephen F. Austin	60
9.	Houston Baptist	59
10.	Northwestern State	49
11.	Lamar	38

FRISCO, Texas – Central Arkansas is the preseason favorite for the 2020 Southland Conference football season after the defending co-champions received 12 first-place votes and 190 total points to garner the top spot in the poll, presented by Jostens.

Sam Houston State was voted second with four first-place votes and 170 points. Defending co-champion Nicholls follows closely in third place, earning six first-place votes and 169 points.



Breylin Smith, Central Arkansas



2020 COMPOSITE SCHEDULE

SOUTHLAND

Saturday, Aug. 29

Central Arkansas vs. Austin Peay# TBA

Thursday, Sept. 3

Southeastern Louisiana at Tulane TBA

UIW at Northwestern State* 6 p.m.

Mississippi College at Lamar 7 p.m.

Saturday, Sept. 5

Houston Baptist at North Texas TBA

Central Arkansas at Missouri TBA

Mississippi Valley State at Nicholls TBA

McNeese at Louisiana TBA

Stephen F. Austin at Alabama A&M TBA

Abilene Christian at Texas A&M TBA

Tarleton State at Sam Houston State 6 p.m.

Saturday, Sept. 12

Stephen F. Austin at SMU TBA

Central Arkansas at Abilene Christian 6 p.m.

Texas Wesleyan at Houston Baptist 6 p.m.

Mississippi Valley State at Sam Houston State 6 p.m.

Northern Colorado at McNeese 6 p.m.

Nicholls at Northwestern State* 6 p.m.

UIW at Lamar* 6 p.m.

Saturday, Sept. 19

UIW at Baylor TBA

Lamar at Stephen F. Austin* TBA

Northwestern State at Tulsa TBA

Sam Houston State at Nicholls* TBA

Houston Baptist at Texas Southern 6 p.m.

Abilene Christian at McNeese* 6 p.m.

Southeastern Louisiana at Jacksonville State 6 p.m.

Saturday, Sept. 26

Lamar at Rice TBA

Abilene Christian at Stephen F. Austin* TBA

Sam Houston State at UIW* 2 p.m.

Nicholls at Central Arkansas* 6 p.m.

McNeese at Southeastern Louisiana* 6 p.m.

Houston Baptist at Northwestern State* 6 p.m.

Saturday, Oct. 3

Northwestern State at Prairie View A&M TBA

UIW at Abilene Christian* TBA

Sam Houston State vs. Stephen F. Austin*¹ TBA

Nicholls at LSU TBA

Central Arkansas at McNeese* 4 p.m.

Southeastern Louisiana at Lamar* 6 p.m.

Saturday, Oct. 10

Stephen F. Austin at Nicholls* TBA

Abilene Christian at Sam Houston State* 2 p.m.

Presbyterian at UIW 2 p.m.

Lamar at Central Arkansas* 6 p.m.

McNeese at Houston Baptist* 6 p.m.

Northwestern State at Southeastern Louisiana* 6 p.m.

Saturday, Oct. 17

Nicholls at Abilene Christian* TBA

Southeastern Louisiana at UIW* 2 p.m.

Houston Baptist at Lamar* 6 p.m.

Sam Houston State at Northwestern State* 6 p.m.

Saturday, Oct. 24

McNeese at Sam Houston State* 2 p.m.

Abilene Christian at Southeastern Louisiana* 4 p.m.

Nicholls at Houston Baptist* 6 p.m.

Central Arkansas at Stephen F. Austin* 6 p.m.

Saturday, Oct. 31

Lamar at Abilene Christian* TBA

UIW at Nicholls* TBA

Houston Baptist at Southeastern Louisiana* 2 p.m.

Northwestern State at Central Arkansas* 6 p.m.

Stephen F. Austin at McNeese* 6 p.m.

Saturday, Nov. 7

Houston Baptist at UIW* TBA

Southeastern Louisiana at Stephen F. Austin* TBA

Central Arkansas at Sam Houston State* Noon

Northwestern State at Lamar* 4 p.m.

Nicholls at McNeese* 6 p.m.

Saturday, Nov. 14

Stephen F. Austin at UIW* 2 p.m.

Abilene Christian at Houston Baptist* 2 p.m.

Central Arkansas at Southeastern Louisiana* 2 p.m.

Sam Houston State at Lamar* 3 p.m.

McNeese at Northwestern State* 6 p.m.

Thursday, Nov. 19

Southeastern Louisiana at Nicholls* TBA

Saturday, Nov. 21

Southern Utah at Abilene Christian TBA

Northwestern State at Stephen F. Austin* TBA

Sam Houston State at Houston Baptist* 2 p.m.

Lamar at McNeese* 3 p.m.

UIW at Central Arkansas* 3 p.m.

Saturday, Nov. 28

NCAA Division I Championship – First Round (ESPN3) Campus Sites

Saturday, Dec. 5

NCAA Division I Championship – Second Round (ESPN3) Campus Sites

Friday-Saturday, Dec. 11-12

NCAA Division I Championship – Quarterfinals (ESPN Networks) Campus Sites

Friday-Saturday, Dec. 18-19

NCAA Division I Championship – Semifinals (ESPN Networks) Campus Sites

Saturday, Jan. 9

NCAA Division I Football Championship Game (ESPN Networks) .. Frisco, Texas

Guardian Credit Union FCS Kickoff, Montgomery, Ala.

¹ NRG Stadium, Houston, Texas

* Southland Conference game

All times Central and subject to change

LEVY RECOGNITION

**HOW
DO YOU
CELEBRATE
YOUR**

**SPECIAL
MOMENTS?**

Levy Recognition
is a proud partner of
the Southland Conference

WWW.LEVYRECOGNITION.COM

Original photo by Erik Williams





Dr. Phil Schubert
University President



Jonathan Stewart
Faculty Athletics
Representative



Allen Ward
Athletics Director



Sarah Shipp
Senior Woman
Administrator



Chris Macaluso
Sports Information
Director

UNIVERSITY INFORMATION

School: Abilene Christian University
Location: Abilene, Texas
Population: 122,000
Founded: 1906
Joined Southland: 1963-73; re-joined in 2013
Enrollment: 4,900
Nickname: Wildcats
Colors: Purple and White
President: Dr. Phil Schubert
Athletics Director: Allen Ward
Faculty Representative: Dr. Jonathan Stewart
Senior Woman Administrator: Sarah Shipp
Ticket Office Phone: 325-674-2287

FOOTBALL INFORMATION

First Year of Football: 1919
First Year of Southland Football: 1964-72; 2013-present
All-Time Record, Years: 499-432-32, 98 seasons
All-Time Southland Record, Years: 31-59-1, 14 seasons
2019 Overall Record: 5-7
2019 Southland Record, Place: 4-5, t-6th
Southland Conference Championships, Last: N/A
NCAA Division I Playoff Appearances, Last: N/A
Offensive Formation: I-Formation
Defensive Formation: 4-3
Starters Returning/Lost: 11/11
Letterwinners Returning/Lost: 48/32
Football Office Phone: (325) 674-2353

STADIUM INFORMATION

Stadium: Anthony Field at Wildcat Stadium
Year Opened: 2017
Record at Stadium, Years: 8-8, 3 seasons
Capacity: 12,000
Surface: FieldTurf Revolution 360
Press Box Phone: 325-665-3543

MEDIA RELATIONS

Football Contact: Christopher Macaluso
E-Mail: cjm11a@acu.edu
Cell: 325-439-8565
Website: ACUSports.com
Twitter: @ACUSports

2020 SCHEDULE

DATE	DAY	OPPONENT	TIME
Sept. 5	Sat.	at Texas A&M	TBA
Sept. 12	Sat.	Central Arkansas*	TBA
Sept. 19	Sat.	at McNeese*	TBA
Sept. 26	Sat.	at Stephen F. Austin*	TBA
Oct. 3	Sat.	UIW*	TBA
Oct. 10	Sat.	at Sam Houston State*	TBA
Oct. 17	Sat.	Nicholls*	TBA
Oct. 24	Sat.	at Southeastern Louisiana*	TBA
Oct. 31	Sat.	Lamar*	TBA
Nov. 14	Sat.	at Houston Baptist*	2 p.m.
Nov. 21	Sat.	Southern Utah	TBA

2019 RESULTS (5-7, 4-5 SLC)

DATE	DAY	OPPONENT	RESULT
Aug. 31	Sat.	at North Texas	L, 31-51
Sept. 7	Sat.	Arizona Christian	W, 66-14
Sept. 14	Sat.	at Central Arkansas*	L, 30-31
Sept. 21	Sat.	McNeese*	W, 17-10
Sept. 28	Sat.	at UIW*	L, 24-31
Oct. 5	Sat.	at Lamar*	L, 24-27
Oct. 12	Sat.	Houston Baptist*	W, 45-20
Oct. 19	Sat.	Stephen F. Austin*	W, 31-24 (20T)
Oct. 26	Sat.	at Nicholls*	W, 37-31 (0T)
Nov. 9	Sat.	Sam Houston State*	L, 10-24
Nov. 16	Sat.	Southeastern Louisiana*	L, 14-35
Nov. 23	Sat.	at Mississippi State	L, 7-45



ADAM DORREL



**HEAD COACH
FOURTH SEASON
NW MISSOURI STATE, 1998
MARYVILLE, MO.**

CAREER HC RECORD
89-29 (NINE SEASONS)

RECORD AT SCHOOL
13-21 (THREE SEASONS)

SLC RECORD AT SCHOOL
11-16 (THREE SEASONS)

Coaching Experience

2017-present..... Abilene Christian – Head Coach – 13-21 (.382)
2011-16.....NW Missouri State – Head Coach – 76-8 (.905)
2007-10..... NW Missouri State – Offensive Coord./Offensive Line
2004-06.....NW Missouri State – Offensive Line
2001-03.....William Jewell – Assistant Coach
2000.....Dakota State – Offensive Line
1999.....Northwest Missouri State – Graduate Assistant
1998.....Northeastern State (Okla.) – Graduate Assistant

- 2016 NCAA Division II Championship/Northwest Missouri State
- 2015 NCAA Division II Championship/Northwest Missouri State
- 2013 NCAA Division II Championship/Northwest Missouri State

COACHING STAFF

Asst. HC/Offensive Coord.:..... Josh Lamberson (NW Missouri State, 2005)
Defensive Coordinator:..... Clint Brown (Nebraska, 1996)
FB/TE/Recruiting Coordinator:..... James Curlee (Hastings, 2016)
Offensive Line:.....Mario Jeberaeel (UNLV, 2008)
Cornerbacks:..... Travis Dixon (UNLV, 2010)
Safeties:..... Zach Williams (Texas A&M, 2017)
Running Backs:..... Bryce Baccarini (Abilene Christian, 2019)
Wide Receivers:..... Donte Ellington (Northwood, 2008)
Defensive Line:..... Travis Britz (Kansas State, 2017)
Defensive Line:..... Cody Scribner (Central Missouri, 2010)
Director of Analytics:..... Travis Brown

COACHING HISTORY

NAME	YEARS	RECORD
Vernon McCasland	1919	2-2-0
Sewell Jones	1920	4-0-1
Russell Lewis	1921	2-5-0
Victor Payne	1922-23	12-3-0
A.B. Morris	1924-41	67-78-18
Tonto Coleman	1942, 46-49	28-15-2
Garvin Beauchamp	1950-55	39-18-4
N.L. Nicholson	1956-61	28-30-1
Les Wheeler	1962-67	30-27-0
Wally Bullington	1968-76	62-32-2
Dewitt Jones	1977-78	18-4-1
Ted Sitton	1979-84	33-28-1
John Payne	1985-90	26-34-2
Ronnie Peacock	1991-92	4-15-0
Dr. Bob Strader	1993-95	14-17-0
Jack Kiser	1996-99	21-20-0
Gary Gaines	2000-04	21-30-0
Chris Thomsen	2005-11	51-21-0
Ken Collums	2012-2016	24-32-0
Adam Dorrel	2017-pres.	13-21-0

ABOUT THE WILDCATS

STORYLINES

- ACU's next victory on the gridiron will be the 500th in program history. Through 98 seasons of football, the Wildcats own an all-time record of 499-432-32.
- The Wildcats' midseason recruiting class was heavy on DI FBS transfers, including Power Five products: Truett Knox (OL / Oklahoma State), Peyton Mansell (QB / Iowa), Dak Neece (WR / Texas Tech), Chike Nwanko (LB / Rutgers) and Jordan Paup (DE / Nebraska).

OFFENSE

- Fifth-year senior Billy McCrary looks to go out on top while leading a determined young running back corps that features junior Tyrese White and freshman Jermiah Dobbins.
- The Wildcats are expected to welcome 20 offensive linemen to camp, led by senior returning starters Jon Crisp, Kade Parmelly and Nico Russolillo.
- Dual-threat quarterback Sema'J Davis was one of the Southland's most exciting players last season as he rushed for 683 yards and four touchdowns and passed for three scores while splitting snaps in the backfield.

DEFENSE

- Senior linebacker Jack Gibbens looks to anchor this year's defense after ranking second on the team last season with 104 tackles. He also intercepted two passes a year ago and deflected eight passes.
- FCS Freshman All-America Honorable Mention Ryan Stapp was the Wildcats' leader last season with three interceptions. The cornerback will play a key role in the development in the secondary along with safeties Gabe Ortega and Koy Richardson, and CB Byron Robinson Jr.
- Senior Kameron Hill recorded 8.0 sacks a season ago (15 for career) and is the only returning starter along the defensive line, which was responsible for 27 of the team's 36 sacks. There are 21 defensive linemen (eight letter winners) expected to report to camp this summer.

SPECIAL TEAMS

- Oscar Hernandez will look to reclaim his starting role as placekicker. He connected on 9-11 FGs and all 41 PATs in 2018.
- Following the graduation of senior Simon Laryea the Wildcats will enter camp with a first-year punter. Senior Gabe Ortega punted twice inside the 20-yard line last season, but is expected to play most of his snaps in the secondary.

2019 INDIVIDUAL LEADERS

RUSHING

NAME	G	ATT	NET	AVG	TD	LONG	AVG/G
Tracy James	12	175	817	4.7	14	35	68.1
Total	12	448	2027	4.5	22	75	168.9
Opponents	12	434	1662	3.8	18	54	138.5

PASSING

NAME	G	CMP-ATT-INT	PCT	YDS	TD	LONG	AVG/G
Luke Anthony	12	260-412-11	63.1	2525	17	64	229.5
Total	12	296-476-15	62.2	2925	20	64	243.8
Opponents	12	283-462-9	61.3	3178	23	88	264.8

RECEIVING

NAME	G	NO	YDS	AVG	TD	LONG	AVG/G
Kobe Clark	12	87	777	8.9	3	42	64.8
Total	12	296	2925	9.9	20	64	243.8
Opponents	12	283	3178	11.2	23	88	264.8

TACKLES

NAME	G	SOLO	ASST	TOT	TFL-YDS	SACKS-YDS
Jeremiah Chambers	12	65	45	110	20.5-55	5.0-17
Total	12	504	382	886	96-313	36-173
Opponents	12	497	374	871	84-325	30-191

INTERCEPTIONS

	No.	Yds	Avg	TD	Long
Ryan Stapp	3	55	18.3	0	53
Total	9	85	9.4	0	53
Opponents	15	251	16.7	0	79



Dr. Houston Davis
University President



Kim Eskola
Faculty Athletics
Representative



Dr. Brad Teague
Athletics Director



Natalie Shock
Senior Woman
Administrator



Steve East
Sports Information
Director

UNIVERSITY INFORMATION

School University of Central Arkansas
Location Conway, Arkansas
Population 65,000
Founded 1907
Joined Southland 2006
Enrollment 11,900
Nickname Bears
Colors Purple and Gray
President Dr. Houston Davis
Athletics Director Dr. Brad Teague
Faculty Representative Kim Eskola
Senior Woman Administrator Natalie Shock
Ticket Office Phone 501-852-2234

FOOTBALL INFORMATION

First Year of Football 1908
First Year of Southland Football 2006
All-Time Record, Years 591-393-40, 62 seasons
All-Time Southland Record, Years 73-29, 14 seasons
2019 Overall Record 9-4
2019 Southland Record, Place 7-2, t-1st
Southland Conference Championships, Last 3, 2019
NCAA Division I Playoff Appearances, Last 5, 2019
Offensive Formation Multiple
Defensive Formation 3-4
Starters Returning/Lost 18/4
Letterwinners Returning/Lost 51/19
Football Office Phone: 501-450-3153

STADIUM INFORMATION

Stadium First Security Field at Estes Stadium
Year Opened 1933
Record at Stadium 282-119-12, 62 seasons
Capacity 9,000
Surface GeoTurf
Press Box Phone 501-450-5743

MEDIA RELATIONS

Football Contact Steve East
E-Mail seast@uca.edu
Office Phone 501-450-5743
Cell 501-339-8215
Website ucasports.com
Twitter @ucasports

2020 SCHEDULE

DATE	DAY	OPPONENT	TIME
Aug. 29	Sat.	Austin Peay ¹	TBA
Sept. 5	Sat.	at Missouri	TBA
Sept. 12	Sat.	at Abilene Christian*	6 p.m.
Sept. 26	Sat.	Nicholls*	6 p.m.
Oct. 3	Sat.	at McNeese*	4 p.m.
Oct. 10	Sat.	Lamar*	6 p.m.
Oct. 24	Sat.	at Stephen F. Austin*	6 p.m.
Oct. 31	Sat.	Northwestern State*	6 p.m.
Nov. 7	Sat.	at Sam Houston State*	Noon
Nov. 14	Sat.	at Southeastern Louisiana*	2 p.m.
Nov. 21	Sat.	UIW*	3 p.m.

¹ - Guardian Credit Union FCS Kickoff (Montgomery, Ala.)

2019 RESULTS (9-4, 7-2 SLC)

DATE	DAY	OPPONENT	RESULT
Aug. 29	Thu.	at Western Kentucky	W, 35-28
Sept. 7	Sat.	at Austin Peay	W, 24-16
Sept. 14	Sat.	Abilene Christian*	W, 31-30
Sept. 21	Sat.	at Hawaii	L, 16-35
Oct. 5	Sat.	at Nicholls*	L, 14-34
Oct. 12	Sat.	McNeese*	W, 40-31
Oct. 19	Sat.	at Northwestern State*	W, 31-30
Oct. 26	Sat.	Sam Houston State*	W, 29-25
Nov. 2	Sat.	at Lamar*	W, 45-17
Nov. 9	Sat.	Southeastern Louisiana*	L, 0-34
Nov. 16	Sat.	Stephen F. Austin*	W, 30-7
Nov. 22	Fri.	at UIW*	W, 52-35
Dec. 7	Sat.	Illinois State#	L, 14-24

- FCS Playoffs



NATHAN BROWN



HEAD COACH
THIRD SEASON
CENTRAL ARKANSAS, 2009
RUSSELLVILLE, ARK.

CAREER HC RECORD
 15-9 (TWO SEASONS)

RECORD AT SCHOOL
 15-9 (TWO SEASONS)

SLC RECORD AT SCHOOL
 12-6 (TWO SEASONS)

Coaching Experience

2018-present..... Central Arkansas – Head Coach – 15-9 (.625)
2014-17..... Central Arkansas – Offensive Coordinator/Quarterbacks
2009-13..... Central Arkansas – Quarterbacks

• **2019 Southland Conference Co-Champion**

COACHING STAFF

Asst. HC/TE:.....Brooks Hollingsworth (Central Arkansas, 1981)
Offensive Coord./QB: Ken Collums (Central Arkansas, 1995)
Defensive Coord./LB: Chad Williams (Southern Miss, 2009)
Off. Line/Recruiting Coord.:...Gunner Boykin (Southern Miss, 2008)
Defensive Line: Tony Davis (Troy, 2012)
Cornerbacks:..... Chaz Scales (Arkansas State, 2012)
WR/Special Teams:Ryan Howard (Central Arkansas, 2014)
Safeties:Jacob Sisk (Central Arkansas, 2017)
Running Backs:..... Nelson Gunnell (Central Arkansas, 2018)
Outside Linebackers:.....Taylor Polk (Mississippi, 2018)

COACHING HISTORY

NAME	YEARS	RECORD
O.D. Longstreth	1908	3-3-0
W.O. Wilson	1909-10	2-6-1
R.L. Nixon	1911-12	6-3-0
W.O. Stephenson	1913	2-3-0
J.C. Cook	1914	1-4-0
Dan Estes	1915-32	46-65-11
Jerry Dalrymple	1933-34	5-10-1
Warren Woodson	1935-40	40-8-3
Lloyd Roberts	1941	3-6-0
Charles McGibbony	1945-46	3-12-0
Howard Montgomery	1947-51	26-17-5
James Crafton	1952-54	6-23-0
Frank Koon	1955-64	53-37-3
Raymond Bright	1965-71	33-29-3
Ken Stephens	1972-81	67-35-6
Harold Horton	1982-89	74-12-5
Mike Isom	1990-99	68-38-4
Clint Conque	2000-13	105-59-0
Steve Campbell	2014-17	33-15-0
Nathan Brown	2018-pres.	15-9-0

ABOUT THE BEARS

STORYLINES

- UCA will open the 2020 season in the Guardian Credit Union FCS Kickoff vs. Austin Peay in Montgomery, Ala. on Week Zero (Aug. 29). UCA beat APSU 24-16 last season in Clarksville, Tenn.
- The Bears have reached the FCS Playoffs three of the past four seasons, earning a national seed in 2017 and 2019.
- The Bears return nine starters on both sides of the football and 51 total letterwinners in Coach Nathan Brown's third season.

OFFENSE

- UCA junior quarterback Breylin Smith set the school record for single-season passing yards (3,704 yards) and tied the mark for passing TDs (32) in 2019.
- Smith will have three of the top receivers in the SLC to throw to in 2020, including SLC Freshman of the Year Tyler Hudson (55-975, 12 TDs), Lajuan Winningham (50-814, 8 TDs in just 9 games) and Brandon Myers (21-484, 5 TDs in 2018), who missed last season with an injury.
- The Bears totaled 4,961 yards of total offense last season, its 13th consecutive season to top 4,000 yards of offense, and 11th in the past 13 of at least 4,500 yards.

DEFENSE

- Senior All-American cornerback Robert Rochell returns after leading the Bears with five interceptions and 18 passes defended in 2019, both totals tied for the Southland lead.
- UCA returns eight of its top 10 tacklers, and 12 of its top 14, from the 2019 season. Gone, however, is leading tackler safety Juan Jackson.
- The Bears return two players with double-figure tackles for loss (DEs Nathan Grant, JW Jones with 10.5 each) and another with 9.0 (LB T.J. Campbell) from last season.

SPECIAL TEAMS

- The Bears welcome the return of junior placekicker Hayden Ray, who earned third-team All-Southland honors in 2019 after posting the fourth-best field goal percentage in conference history (88.2).
- UCA also brings back second-team all-league kick returner Cameron Myers, who ranked second in the conference in kick return average (22.8) in his freshman season.

2019 INDIVIDUAL LEADERS

RUSHING

NAME	G	ATT	NET	AVG	TD	LONG	AVG/G
Carlos Blackman	13	167	698	4.2	8	42	53.7
Total	13	383	1164	3.0	9	42	89.5
Opponents	13	494	1954	4.0	23	68	150.3

PASSING

NAME	G	CMP-ATT-INT	PCT	YDS	TD	LONG	AVG/G
Breylin Smith	13	316-490-16	64.5	3704	32	78	284.9
Total	13	320-498-16	64.3	3807	35	80	292.8
Opponents	13	279-453-11	61.6	3413	20	76	262.5

RECEIVING

NAME	G	NO	YDS	AVG	TD	LONG	AVG/G
Tyler Hudson	13	55	975	17.7	12	78	75.0
Total	13	320	3807	11.9	35	80	292.8
Opponents	13	279	3413	12.2	20	76	262.5

TACKLES

NAME	G	SOLO	ASST	TOT	TFL-YDS	SACKS-YDS
Juan Jackson	13	48	19	67	0-0	0-0
Total	13	520	386	906	88-304	29-158
Opponents	13	461	427	888	88-320	34-197

INTERCEPTIONS

	No.	Yds	Avg	TD	Long
Robert Rochell	5	34	6.8	0	34
Total	11	73	6.6	0	34
Opponents	16	147	9.2	1	55



Dr. Robert B. Sloan, Jr.
University President



TBA
Faculty Athletics
Representative



Steve Moniaci
Athletics Director



Mary-Ellen Hall
Senior Woman
Administrator



Russ Rneau
Sports Information
Director

UNIVERSITY INFORMATION

School: Houston Baptist University
Location: Houston, Texas
Population: 2,300,000
Founded: 1960
Joined Southland: 2014
Enrollment: 3,740
Nickname: Huskies
Colors: Blue and Orange
President: Dr. Robert B. Sloan Jr.
Athletics Director: Steve Moniaci
Faculty Representative: TBA
Senior Woman Administrator: Mary-Ellen Hall
Ticket Office Phone: 281-649-3143

STADIUM INFORMATION

Stadium: Husky Stadium
Year Opened: 2014
Record at Stadium, Years: 11-22, 5 seasons
Capacity: 5,000
Surface: Desso Field Turf
Press Box Phone: 281-649-3301

2020 SCHEDULE

DATE	DAY	OPPONENT	TIME
Sept. 5	Sat.	at North Texas	TBA
Sept. 12	Sat.	Texas Wesleyan	6 p.m.
Sept. 19	Sat.	at Texas Southern	6 p.m.
Sept. 26	Sat.	at Northwestern State*	6 p.m.
Oct. 10	Sat.	McNeese*	6 p.m.
Oct. 17	Sat.	at Lamar*	6 p.m.
Oct. 24	Sat.	Nicholls*	6 p.m.
Oct. 31	Sat.	at Southeastern Louisiana*	2 p.m.
Nov. 7	Sat.	at UIW*	TBA
Nov. 14	Sat.	Abilene Christian*	2 p.m.
Nov. 21	Sat.	Sam Houston State*	2 p.m.

FOOTBALL INFORMATION

First Year of Football: 2014
First Year of Southland Football: 2014
All-Time Record, Years: 15-52, 6 seasons
All-Time Southland Record, Years: 6-44, 6 seasons
2019 Overall Record: 5-7
2019 Southland Record, Place: 2-6, 10th
Southland Conference Championships, Last: 0
NCAA Division I Playoff Appearances, Last: 0
Offensive Formation: Spread
Defensive Formation: Modified 4-3
Starters Returning/Lost: 15/7
Letterwinners Returning/Lost: 43/19
Football Office Phone: 281-649-3879

MEDIA RELATIONS

Football Contact: Russ Rneau
E-Mail: rreneau@hbu.edu
Office Phone: 281-649-3098
Cell: 281-923-0813
Website: HBUHuskies.com
Twitter: @HBUHuskies, @HBU_Football

2019 RESULTS (5-7, 2-6 SLC)

DATE	DAY	OPPONENT	RESULT
Aug. 31	Sat.	at UTEP	L, 34-36
Sept. 7	Sat.	Texas Wesleyan	W, 58-13
Sept. 14	Sat.	at South Dakota	W, 53-52
Sept. 21	Sat.	Northwestern State*	W, 48-21
Sept. 28	Sat.	Texas Southern	W, 68-31
Oct. 5	Sat.	UIW*	L, 36-38
Oct. 12	Sat.	at Abilene Christian*	L, 20-45
Oct. 19	Sat.	at McNeese*	L, 27-42
Oct. 26	Sat.	Southeastern Louisiana*	L, 13-52
Nov. 9	Sat.	at Nicholls*	L, 27-48
Nov. 16	Sat.	Lamar*	W, 31-26
Nov. 23	Sat.	at Sam Houston State*	L, 14-37



VIC SHEALY



HEAD COACH
EIGHTH SEASON
RICHMOND, 1984
AUBURN, ALA.

CAREER HC RECORD
 45-70-1 (11 SEASONS)

RECORD AT SCHOOL
 15-52 (SIX SEASONS)

SLC RECORD AT SCHOOL
 6-44 (SIX SEASONS)

Coaching Experience

2012-present..... Houston Baptist – Head Coach – 18-56 (.243)
2011..... Kansas – Defensive Coordinator/Cornerbacks
2010..... Kansas – Cornerbacks
2009..... Richmond – Defensive Coordinator
2005-08..... UNLV – Assistant Head Coach/Defensive Coordinator
1999-04..... Air Force – Defensive Backs
1995-98..... Azusa Pacific – Head Coach – 27-14-1 (.655)
1993-94..... Austin Peay – Defensive Coordinator/Defensive Backs
1992..... Mars Hill – Offensive Coordinator
1988-89..... Austin Peay – Offensive Coordinator
1986-87..... Mars Hill – Defensive Backs
1984-85..... Baylor – Graduate Assistant

- 1998 NAIA Coach of the Year
- 1998 NAIA National Championship/Azusa Pacific

COACHING STAFF

Offensive Coord./Quarterbacks:..... Zach Kittley (Texas Tech, 2014)
Co-Defensive Coord./Safeties:..... Jeff Mills (Western Washington, 1988)
Co-Defensive Coord./LB:..... Roger Hinshaw (Appalachian State, 1972)
Defensive Line:..... Isaac Mooring (North Carolina, 2004)
Special Teams/Running Backs:..... Tyler Schovanec (Carroll, 2015)
Offensive Line:..... Jared Kaster (Texas Tech, 2016)
Cornerbacks:..... Gabe Lynn (Oklahoma, 2013)
Outside Wide Receivers:..... Kendrick Kitchens (Jackson State, 1998)
Inside Wide Receivers:..... Cedric Cormier (Colorado, 2002)

COACHING HISTORY

NAME	YEARS	RECORD
Vic Shealy	2014-pres.	15-52



Vic Shealy

ABOUT THE HUSKIES

STORYLINES

- Houston Baptist went 5-7 in 2019, setting the school record for wins in a season.
- After a 4-1 start, the Huskies achieved their first-ever national ranking, coming in at No. 25 in the AFCA Coaches Poll.

OFFENSE

- Senior QB Bailey Zappe led the nation in completions, attempts and touchdowns and ranked second in yards during the 2019 regular season. He has been named to the HERO Sports Preseason All-America Team and the Texas Football Preseason All-Texas Small College Team.
- Senior wide receiver Ben Ratzlaff was also named to the All-Texas Small College Team after making 87 receptions for a school record 1,139 yards and 12 touchdowns, ranking in the top 15 nationally in all three categories and earning All-Southland honors. Junior wide receiver Jerreth Sterns was also an all-conference selection, leading the nation with 105 receptions, which ranks second in Southland single-season history.
- Senior running back Dreshawn Minnieweather missed five games with an injury, but still amassed 723 yards on 105 carries (6.9 yards per carry) and seven touchdowns and added 11 catches for 141 yards and three more scores.

DEFENSE

- The Huskies have big shoes to fill with the graduation of defensive end Andre Walker, who led the nation with 15.0 sacks to earn All-America honors.
- HBU returns three student-athletes who recorded at least 100 tackles in junior linebacker Brennan Young, senior linebacker Caleb Johnson and sophomore safety Tra Fluellen. Young led the conference and Johnson ranked second in tackles per game, with each ranking among the top 10 nationally.

SPECIAL TEAMS

- Senior punter Blake Patterson was a second-team all-conference selection, averaging 42.09 yards per punt and allowing only 15 returns for a total of 47 yards.
- Sophomore kicker Gino Garcia set the HBU record for scoring with 101 points as a freshman. He made a record 18 field goals, including two from beyond 50 yards.
- The Huskies lose All-America kick returner Gamar Girdy Brito to graduation. He averaged 28.22 yards per return and tied for the national lead with a pair of kickoff returns for touchdowns.

2019 INDIVIDUAL LEADERS

RUSHING

NAME	G	ATT	NET	AVG	TD	LONG	AVG/G
Dreshawn Minnieweather	8	105	723	6.9	7	43	90.4
Total	12	348	1540	4.4	13	52	128.3
Opponents	12	540	2153	4.0	27	75	179.4

PASSING

NAME	G	CMP-ATT-INT	PCT	YDS	TD	LONG	AVG/G
Bailey Zappe	12	357-560-15	63.8	3811	35	66	317.6
Total	12	371-594-16	62.5	4011	38	66	334.3
Opponents	12	296-451-11	65.6	3799	27	84	316.6

RECEIVING

NAME	G	NO	YDS	AVG	TD	LONG	AVG/G
Ben Ratzlaff	12	87	1139	13.1	12	66	94.9
Total	12	371	4011	10.8	38	66	334.3
Opponents	12	296	3799	12.8	27	84	316.6

TACKLES

NAME	G	SOLO	ASST	TOT	TFL-YDS	SACKS-YDS
Brennan Young	11	50	74	124	10-34	1-7
Total	12	484	568	1052	91-397	35-226
Opponents	12	484	406	890	79-292	30-170

INTERCEPTIONS

	No.	Yds	Avg	TD	Long
Four tied	2	-	-	-	-
Total	11	143	13.0	1	48
Opponents	16	241	15.1	2	97



Dr. Thomas M. Evans
University President



Dr. J.T. Norris
Faculty Athletics
Representative



Richard Duran
Athletic Director



Angela Lawson
Senior Woman
Administrator



Cari Gold
Sports Information Director

UNIVERSITY INFORMATION

School: University of the Incarnate Word
Location: San Antonio, Texas
Population: 1,493,000
Founded: 1881
Joined Southland: 2014
Enrollment: 10,226
Nickname: Cardinals
Colors: Red and Black
President: Dr. Thomas M. Evans
Athletic Director: Richard Duran
Faculty Representative: Dr. J.T. Norris
Senior Woman Administrator: Angela Lawson
Ticket Office Phone: 210-805-3000

FOOTBALL INFORMATION

First Year of Football: 2009
First Year of Southland Football: 2014
All-Time Record, Years: 41-77, 11 seasons
All-Time Southland Record, Years: 21-30, 6 seasons
2019 Overall Record: 5-7
2019 Southland Record, Place: 4-5, t-6th
Southland Conference Championships, Last: 1, 2018
NCAA Division I Playoff Appearances, Last: 1, 2018
Offensive Formation: Air Raid
Defensive Formation: Multiple
Starters Returning/Lost: 13/9
Letterwinners Returning/Lost: 50/31
Football Office Phone: 210-283-6350

STADIUM INFORMATION

Stadium: Gayle and Tom Benson Stadium
Year Opened: 2009
Record at Stadium, Years: 27-32, 11 years
Capacity: 6,000
Surface: Classic HD FieldTurf

MEDIA RELATIONS

Football Contact: Cari Gold
E-Mail: cgold@uiwtx.edu
Office Phone: 210-829-6041
Cell: 901-299-8868
Website: uiwcardinals.com
Twitter: @uiwfootball

2020 SCHEDULE

DATE	DAY	OPPONENT	TIME
Sept. 3	Thu.	at Northwestern State*	6 p.m.
Sept. 12	Sat.	at Lamar*	6 p.m.
Sept. 19	Sat.	at Baylor	TBA
Sept. 26	Sat.	Sam Houston State*	2 p.m.
Oct. 3	Sat.	at Abilene Christian*	TBA
Oct. 10	Sat.	Presbyterian	2 p.m.
Oct. 17	Sat.	Southeastern Louisiana*	2 p.m.
Oct. 31	Sat.	at Nicholls*	TBA
Nov. 7	Sat.	Houston Baptist*	TBA
Nov. 14	Sat.	Stephen F. Austin*	2 p.m.
Nov. 21	Sat.	at Central Arkansas*	3 p.m.

2019 RESULTS (5-7, 4-5 SLC)

DATE	DAY	OPPONENT	RESULT
Aug. 31	Sat.	at UTSA	L, 7-35
Sept. 7	Sat.	Texas Southern	W, 63-44
Sept. 21	Sat.	at Sam Houston State*	L, 6-45
Sept. 28	Sat.	Abilene Christian*	W, 31-24
Oct. 5	Sat.	at Houston Baptist*	W, 38-36
Oct. 12	Sat.	at Southeastern Louisiana*	W, 27-21
Oct. 19	Sat.	Lamar*	W, 35-17
Oct. 26	Sat.	Northwestern State*	L, 41-44
Nov. 2	Sat.	Nicholls*	L, 23-27
Nov. 9	Sat.	at Stephen F. Austin*	L, 24-31
Nov. 16	Sat.	at New Mexico State	L, 28-41
Nov. 22	Fri.	Central Arkansas*	L, 35-52



ERIC MORRIS



**HEAD COACH
THIRD SEASON
TEXAS TECH, 2008
SHALLOWATER, TEXAS**

**CAREER HC RECORD
11-12 (TWO SEASONS)**

**RECORD AT SCHOOL
11-12 (TWO SEASONS)**

**SLC RECORD AT SCHOOL
10-7 (TWO SEASONS)**

Coaching Experience

2018-present.....UIW – Head Coach – 11-12 (.478)
2013-17..... Texas Tech – Offensive Coordinator/Wide Receivers
2012..... Washington State – Wide Receivers
2011..... Houston – Graduate Assistant

- 2018 AFCA Regional Coach of the Year
- 2018 Southland Conference Coach of the Year

COACHING STAFF

Asst. HC/Wide Receivers: Jordan Davis (Texas Tech, 2014)
Offensive Coordinator:..... Cody Crill (Angelo State, 2002)
Defensive Coordinator:.....Justin Deason (Central Oklahoma, 2003)
Linebackers/Special Teams:.....Brandon Lechtenberg (Nebraska 2006)
Interior Defensive Lineman:.... Brett Watson (West Texas A&M, 2009)
Defensive Backs:..... Darren Garrigan (West Texas A&M, 2009)
Defensive Ends:..... Steve Foley (ULM, 1998)
Offensive Line:.....Jordan Shoemaker (Houston, 2010)
Quarterbacks:..... Mack Leftwich (UTEP, 2017)
Inside Wide Receivers:..... Clint Killough (UIW 2015)
Quality Control:..... Scotty Yates (A&M-Commerce, 2015)
Quality Control:..... La’Ron Haywood (UTSA, 2014)

COACHING HISTORY

NAME	YEARS	RECORD
Mike Santiago	2009-11	10-21-0
Larry Kennan	2012-17	20-46-0
Eric Morris	2018-pres.	11-12-0



Eric Morris

ABOUT THE CARDINALS

STORYLINES

- With 50 returning letterwinners, including the starting quarterback and several student-athletes who showed flashes of brilliance during their freshman campaigns, the Cardinals are looking to make a run for the championship again in 2020.
- The Cardinals have broken numerous records since head coach Eric Morris and staff took over in 2018, and UIW hopes to continue that upward trajectory in 2020.

OFFENSE

- Throughout the past two years, the Cardinals have entered the top five in the UIW record book in multiple categories, including touchdowns scored.
- UIW returned its starting offensive line last season, but they suffered some setbacks during the season. The Cardinals are excited to continue to develop the offensive line, providing more protection for their prolific air raid offense.
- The Cardinals have a lot of new faces on the team this season, and they are excited to see who will step up in a big way for the offense.

DEFENSE

- UIW had a young defense last season, and the team is excited to see how they have grown, matured and developed both individually and, more importantly, as a team.
- UIW’s defensive coordinator Justin Deason is excited to see how the team responds to all the hurdles that have been faced in 2020 so far.
- The Cardinals are ready to prove that the 2018 championship wasn’t a fluke, and that they are creating a firm foundation and building a solid program.

SPECIAL TEAMS

- In 2019, UIW started to capitalize on returns towards the end of the season, scoring two touchdowns on kick returns.
- The Cardinals return Carson Mohr, who has already place himself in the record books in field goals made (10) and PAT kicks made (42) in a season.
- The UIW special teams unit forced four turnovers and showed moments of explosiveness last season. The Cardinals were also able to capitalize on multiple big plays, scoring three special teams touchdowns.

2019 INDIVIDUAL LEADERS

RUSHING

NAME	G	ATT	NET	AVG	TD	LONG	AVG/G
Kevin Brown	12	129	720	5.6	3	38	60.0
Total	12	405	1587	3.9	19	56	132.2
Opponents	12	472	2102	4.5	23	73	175.2

PASSING

NAME	G	CMP-ATT-INT	PCT	YDS	TD	LONG	AVG/G
Jon Copeland	12	298-507-9	58.8	3341	22	90	278.4
Total	12	303-523-9	57.9	3421	22	90	285.1
Opponents	12	316-468-17	67.5	3451	29	87	287.6

RECEIVING

NAME	G	NO	YDS	AVG	TD	LONG	AVG/G
Ameer King	11	42	348	8.3	5	90	31.6
Total	12	303	3421	11.3	22	90	285.1
Opponents	12	316	3451	10.9	29	87	287.6

TACKLES

NAME	G	SOLO	ASST	TOT	TFL-YDS	SACKS-YDS
Mar’kel Cooks	12	37	47	84	4.5-14	2.5-13
Total	12	516	482	998	93-289	21-119
Opponents	12	485	434	919	97-372	41-260

INTERCEPTIONS

	No.	Yds	Avg	TD	Long
Jaylon Jimmerson	4	76	19.0	0	33
Total	17	338	19.9	2	56
Opponents	9	51	5.7	0	24



Dr. Kenneth R. Evans
University President



Dr. Robert Spina
Faculty Athletics
Representative



Marco Born
Athletics Director



Helene Thill
Senior Woman
Administrator



James Dixon
Sports Information
Director

UNIVERSITY INFORMATION

School: Lamar University
Location: Beaumont, Texas
Population: 118,742
Founded: 1923
Joined Southland: 1964
Enrollment: 15,460
Nickname: Cardinals
Colors: Red and White
President: Dr. Kenneth R. Evans
Athletics Director: Marco Born
Faculty Representative: Dr. Robert Spina
Senior Woman Administrator: Helene Thill
Ticket Office Phone: 409-880-1715

FOOTBALL INFORMATION

First Year of Football: 1923
First Year of Southland Football: 1964
All-Time Record, Years: 218-293-9, 48 seasons
All-Time Southland Record, Years: 62-123-2, 31 seasons
2019 Overall Record: 4-8
2019 Southland Record, Place: 2-7, 11th
Southland Conference Championships, Last: 4, 1971
NCAA Division I Playoff Appearances, Last: 1, 2018
Offensive Formation: Multiple
Defensive Formation: Base 3-4
Starters Returning/Lost: 11/11
Letterwinners Returning/Lost: 47/31
Football Office Phone: 409-880-7159

STADIUM INFORMATION

Stadium: Provost Umphrey Stadium
Year Opened: 1964
Record at Stadium, Years: 94-95-3, 36 seasons
Capacity: 16,000
Surface: Matrix Turf
Press Box Phone: 409-880-7489

MEDIA RELATIONS

Football Contact: James Dixon
E-Mail: james.dixon@lamar.edu
Office Phone: 409-880-8329
Cell: 936-552-1171
Website: lamarcardinals.com
Twitter: @LamarFootball

2020 SCHEDULE

DATE	DAY	OPPONENT	TIME
Sept. 3	Thu.	Mississippi College	7 p.m.
Sept. 12	Sat.	UIW*	6 p.m.
Sept. 19	Sat.	at Stephen F. Austin*	TBA
Sept. 26	Sat.	at Rice	TBA
Oct. 3	Sat.	Southeastern Louisiana*	6 p.m.
Oct. 10	Sat.	at Central Arkansas*	6 p.m.
Oct. 17	Sat.	Houston Baptist*	6 p.m.
Oct. 31	Sat.	at Abilene Christian*	TBA
Nov. 7	Sat.	Northwestern State*	4 p.m.
Nov. 14	Sat.	Sam Houston State*	3 p.m.
Nov. 21	Sat.	at McNeese*	3 p.m.

2019 RESULTS (4-8, 2-7 SLC)

DATE	DAY	OPPONENT	RESULT
Aug. 29	Thu.	Bethel (Tenn.)	W, 65-16
Sept. 7	Sat.	Mississippi Valley State	W, 23-20 (OT)
Sept. 14	Sat.	at Texas A&M	L, 3-63
Sept. 21	Sat.	at Southeastern Louisiana*	L, 34-45
Sept. 28	Sat.	Stephen F. Austin*	L, 17-24
Oct. 5	Sat.	Abilene Christian*	W, 27-24
Oct. 12	Sat.	at Sam Houston State*	W, 20-17 (3OT)
Oct. 19	Sat.	at UIW*	L, 17-35
Nov. 2	Sat.	Central Arkansas*	L, 17-45
Nov. 9	Sat.	at Northwestern State*	L, 13-34
Nov. 16	Sat.	at Houston Baptist*	L, 26-31
Nov. 23	Sat.	McNeese*	L, 3-27



BLANE MORGAN



HEAD COACH
FIRST SEASON
AIR FORCE, 1999
ADDISON, TEXAS

CAREER HC RECORD
 0-0 (FIRST SEASON)

RECORD AT SCHOOL
 0-0 (FIRST SEASON)

SLC RECORD AT SCHOOL
 0-0 (FIRST SEASON)

Coaching Experience

2020-.....Lamar – First Year
2015-19......San Diego State – Quarterbacks Coach
2007-14......Air Force – Co-Offensive Coordinator/Quarterbacks
2005-06......Air Force – Wide Receivers
2003-04......Air Force – Assistant Coach

COACHING STAFF

Offensive Coord./Off. Line: Patrick Covington (Furman, 2006)
Co-Offensive Coord./WR:..... Ron Antoine (Colorado State, 1997)
Defensive Coord./Inside LB:.....Matt Weikert (Ohio, 2002)
Recruiting Coord./RB:.....Cody Gipson (LeTourneau, 2002)
Quarterbacks:Jackson Eskierka (San Diego State, 2016)
Tight Ends:Austen Jacobs (Texas A&M, 2014)
Outside Linebackers:..... Scott Thiessen (Youngstown State, 2004)
Defensive Backs:Wayne Cordova (McNeese, 2005)
Defensive Line:Cameron Davis (Cal State East Bay, 2012)

COACHING HISTORY

NAME	YEARS	RECORD
Stan Lambert	1951-52	6-13-0
J.B. Higgins	1953-62	59-38-4
Vernon Glass	1963-75	63-68-1
Bob Fredrick	1976-78	6-26-1
Larry Kennan	1979-81	13-17-3
Ken Stephens	1982-85	11-33-0
Ray Alborn	1986-89	13-30-0
No Program	1990-2009	—
Ray Woodard	2010-16	34-46-0
Mike Schultz	2017-19	13-22-0
Blane Morgan	2020-pres.	0-0-0

ABOUT THE CARDINALS

STORYLINES

- The Cardinals enter the 2020 season with a new coaching staff led by head coach Blane Morgan. In addition to the normal concerns of new coaching staffs getting to know student-athletes (and vice versa) how will LU adapt with no spring camp due to the coronavirus (COVID-19).
- Lamar enters the 2020 season having pulled off an upset of a nationally ranked Sam Houston State squad after a 20-17 triple-overtime victory in 2019. The Cardinals haven't won three straight over the Bearkats since 1980-82.

OFFENSE

- In addition to the new coaching staff this season, the Cardinals will also be looking for a new signal caller.
- The Cardinals will have to rebuild nearly their entire offensive line after graduating four of five starters from last season.

DEFENSE

- The Cardinals return just one starter on the defensive line and will lean on a large crop of newcomers to fill the voids.
- Senior defensive back Michael Lawson returns after earning first-team all-conference recognition at defensive back and punt returner. He tied for the league lead with five interceptions and led the team with 94 tackles.

SPECIAL TEAMS

- Special teams should be a strength for the Cardinals in 2020, returning the starter at each position.
- Senior kicker Bailey Giffen looks to build on an impressive 2019 campaign, which ended with him earning Second Team All-Southland honors. He led the league with 21 field goals made, converting 75 percent of his attempts on the year. Giffen was a perfect 26-for-26 on extra points.
- Giffen averaged 42.8 yards per punt on 17 attempts, placing nine within the 20-yard line and recording four punts of at least 50 yards.

2019 INDIVIDUAL LEADERS

RUSHING

NAME	G	ATT	NET	AVG	TD	LONG	AVG/G
Myles Wanza	10	120	471	3.9	4	44	47.1
Total	12	538	2067	3.8	18	73	172.2
Opponents	12	473	1845	3.9	20	46	153.8

PASSING

NAME	G	CMP-ATT-INT	PCT	YDS	TD	LONG	AVG/G
Jordan Hoy	8	138-230-4	60.0	1611	8	56	201.4
Total	12	185-339-9	54.6	2288	8	56	190.7
Opponents	12	226-380-11	59.5	3092	29	90	257.7

RECEIVING

NAME	G	NO	YDS	AVG	TD	LONG	AVG/G
Kirkland Banks	12	36	506	14.1	1	55	42.2
Total	12	185	2288	12.4	8	56	190.7
Opponents	12	226	3092	13.7	29	90	257.7

TACKLES

NAME	G	SOLO	ASST	TOT	TFL-YDS	SACKS-YDS
Michael Lawson	11	61	33	94	8.5-15	0-0
Total	12	547	396	943	105-353	28-170
Opponents	12	618	346	964	108-404	31-200

INTERCEPTIONS

NAME	No.	Yds	Avg	TD	Long
Michael Lawson	5	101	20.2	1	30
Total	11	158	14.4	2	30
Opponents	9	196	21.8	0	53



Dr. Daryl Burckel
University President



Dr. Jeff Lemke
Faculty Athletics
Representative



Heath Schroyer
Interim Athletics Director



Bridget Martin
Senior Woman
Administrator



Matthew Bonnette
Sports Information
Director

UNIVERSITY INFORMATION

School:	McNeese State University
Location:	Lake Charles, Louisiana
Population:	71,993
Founded:	1939
Joined Southland:	1972
Enrollment:	7,649
Nickname:	Cowboys
Colors:	Blue and Sunflower Gold
President:	Dr. Daryl Burckel
Interim Athletics Director:	Heath Schroyer
Faculty Representative:	Dr. Jeff Lemke
Senior Woman Administrator:	Bridget Martin
Ticket Office Phone:	337-562-4678

FOOTBALL INFORMATION

First Year of Football:	1940
First Year of Southland Football:	1972
All-Time Record, Years:	508-296-13, 76 seasons
All-Time Southland Record, Years:	196-101-7, 48 seasons
2019 Overall Record:	7-5
2019 Southland Record, Place:	5-4, 5th
Southland Conference Championships, Last:	14. 2015
NCAA Division I Playoff Appearances, Last:	16. 2015
Offensive Formation:	Multiple
Defensive Formation:	3-3-5
Starters Returning/Lost:	10/12
Letterwinners Returning/Lost:	41/28
Football Office Phone:	337-475-5235

STADIUM INFORMATION

Stadium:	Louis Bonnette Field at Cowboy Stadium
Year Opened:	1965
Record at Stadium, Years:	215-92-5, 55 seasons
Capacity:	17,610
Surface:	Matrix Turf
Press Box Phone:	337-475-5225

MEDIA RELATIONS

Football Contact:	Matthew Bonnette
E-Mail:	wbonnette@mcneese.edu
Office Phone:	337-475-5207
Cell:	337-263-4822
Website:	McNeeseSports.com
Twitter:	@McNeeseSports, @McNeeseFootball

2020 SCHEDULE

DATE	DAY	OPPONENT	TIME
Sept. 5	Sat.	at Louisiana	TBA
Sept. 12	Sat.	Northern Colorado	6 p.m.
Sept. 19	Sat.	Abilene Christian*	6 p.m.
Sept. 26	Sat.	at Southeastern Louisiana*	TBA
Oct. 3	Sat.	Central Arkansas*	4 p.m.
Oct. 10	Sat.	at Houston Baptist*	6 p.m.
Oct. 24	Sat.	at Sam Houston State*	TBA
Oct. 31	Sat.	Stephen F. Austin*	6 p.m.
Nov. 7	Sat.	Nicholls*	6 p.m.
Nov. 14	Sat.	at Northwestern State*	TBA
Nov. 21	Sat.	Lamar*	3 p.m.

2019 RESULTS (7-5, 5-4 SLC)

DATE	DAY	OPPONENT	TIME
Aug. 31	Sat.	Southern	W, 34-28
Sept. 7	Sat.	at Oklahoma State	L, 14-56
Sept. 14	Sat.	Alcorn State	W, 17-14
Sept. 21	Sat.	at Abilene Christian*	L, 10-17
Sept. 28	Sat.	Sam Houston State*	L, 17-28
Oct. 5	Sat.	Southeastern Louisiana*	W, 38-34
Oct. 12	Sat.	at Central Arkansas*	L, 31-40
Oct. 19	Sat.	Houston Baptist*	W, 42-27
Oct. 26	Sat.	at Stephen F. Austin*	W, 33-10
Nov. 2	Sat.	Northwestern State*	W, 30-30
Nov. 16	Sat.	at Nicholls*	L, 20-34
Nov. 23	Sat.	at Lamar*	W, 27-3



FRANK WILSON



HEAD COACH
FIRST SEASON
NICHOLLS, 1997
NEW ORLEANS, LA.

CAREER HC RECORD
 19-29 (FOUR SEASONS)

RECORD AT SCHOOL
 0-0 (FIRST SEASON)

SLC RECORD AT SCHOOL
 0-0 (FIRST SEASON)

Coaching Experience

2020.....McNeese – First Year
2016-19.....UTSA Head Coach – 19-29 (.396)
2010-15.....LSU – Asst. HC/Running Backs/Recruiting Coordinator
2009.....Tennessee – Wide Receivers
2008.....Southern Miss – Running Backs/Recruiting Coordinator
2005-07.....Ole Miss – Running Backs/Special Teams
2000-03.....O.P. Walker HS (La.) – Head Coach
1997-99.....Edna Karr HS (La.) – Assistant Coach

• **2002 NFL High School Coach of the Year for Louisiana**

COACHING STAFF

Offensive Coordinator:..... Ronnie Letson (Mississippi, 1999)
Defensive Coordinator:..... Grady Brown (Alabama A&M, 2000)
Special Teams Coordinator:..... Gary Hyman (Humboldt State, 2000)
Running Backs:..... Landon Hoefer (Texas Tech, 2008)
Offensive Line:..... Chris Truax (LSU, 1992)
Defensive Line:..... J.B. Lageman (West Virginia, 2013)
Defensive Backs:..... Deron Wilson (Southern Miss, 2013)
Linebackers:..... Will Thomas (LSU, 2016)
Wide Receivers:..... Blaine Gautier (Louisiana, 2013)
Offensive Asst. Coach:..... Kyle Washington (Angelo State, 2014)

COACHING HISTORY

NAME	YEARS	RECORD
Wayne Cusic	1940, 45	4-8-0
A.I. Ratcliff	1946-54	50-42-2
John Gregory	1955-56	10-8-1
Les DeVall	1957-65	58-24-1
Jim Clark	1966-69	17-22-0
Jack Doland	1970-78	64-32-4
Ernie Duplechin	1979-81	28-6-1
Hubert Boales	1982	4-6-1
John McCann	1983-86	21-20-3
Sonny Jackson	1987-89	13-20-0
Bobby Keasler	1990-98	78-34-2
Kirby Bruchhaus	1999	6-5-0
Tommy Tate	2000-06	49-26-0
Matt Viator	2006-15	78-33-0
Lance Guidry	2016-18	21-13-0
Sterlin Gilbert	2019	7-5-0
Frank Wilson	2020-pres.	0-0-0

ABOUT THE COWBOYS

STORYLINES

- McNeese will be under the direction of a new head coach for the second straight year and third head coach in as many seasons.
- Frank Wilson was named the program's 17th head coach in December and is the first African-American head coach in program history.
- McNeese enters the 2020 season with an FCS-leading 15 consecutive winning seasons.

OFFENSE

- Offensively, the Cowboys return their top two receivers in Cyron Sutton (67-950-9) and Trevor Begue (55-827-10) as well as quarterback Cody Orgeron (202-348-9, 2628 yards, 24 TDs).
- In the running game, Elijah Mack returns for his final season after finishing second on the team in 2019 with 533 yards and four TDs.

DEFENSE

- Defensively, McNeese will replace the entire defensive front but got a jolt when it added graduate transfer Isaiah Chambers from the University of Houston. Chambers is expected to be the Cowboys' top NFL prospect this season.
- The defensive backfield returns all-conference selections Darion Dunn and Cory McCoy as well as getting back previous all-SLC DB Colby Burton who broke his ankle in the first game of the season last year and missed the remainder of the slate.
- McCoy led the Southland and ranked second nationally in passes defended per game (1.8) last season.
- The Cowboy defense finished among the top-10 in FCS squads in rushing defense (7th, 93.4) and fumbles recovered (t-6th, 14) in 2019.

SPECIAL TEAMS

- Punter Bailey Raborn returns for his final season while newcomer Jacob Abel will challenge for the place kicking.
- Cyron Sutton returns after earning second-team all-league honors as a punt returner, returning 18 punts for 139 yards with a long of 50 yards. He returned four punts for 64 yards against conference co-champion Nicholls.

2019 INDIVIDUAL LEADERS

RUSHING

NAME	G	ATT	NET	AVG	TD	LONG	AVG/G
Justin Pratt	10	149	704	4.7	4	46	70.4
Total	12	560	1984	3.5	12	69	165.3
Opponents	12	416	1111	2.7	7	36	92.6

PASSING

NAME	G	CMP-ATT-INT	PCT	YDS	TD	LONG	AVG/G
Cody Orgeron	12	202-348-9	58.0	2628	24	69	219.0
Total	12	204-353-9	57.8	2636	24	69	219.7
Opponents	12	270-472-12	57.2	3501	31	78	291.8

RECEIVING

NAME	G	NO	YDS	AVG	TD	LONG	AVG/G
Cyron Sutton	12	66	944	14.3	9	69	78.7
Total	12	204	2636	12.9	24	69	219.7
Opponents	12	270	3501	13.0	31	78	291.8

TACKLES

NAME	G	SOLO	ASST	TOT	TFL-YDS	SACKS-YDS
Jovon Burriss	12	50	34	84	1-1	1-0
Total	12	472	322	794	75-341	33-194
Opponents	12	487	441	928	82-323	37-212

INTERCEPTIONS

	No.	Yds	Avg	TD	Long
Darion Dunn	5	12	2.4	0	12
Total	12	49	4.1	0	22
Opponents	9	76	8.4	1	27



NICHOLLS COLONELS



Dr. Jay Clune
University President



Dr. Kimberly Reynolds
Faculty Athletics
Representative



Jonathan Terrell
Athletics Director



Lindsey McKaskle
Senior Woman Administrator



Jamie Bustos
Sports Information
Director

UNIVERSITY INFORMATION

School: Nicholls State University
Location: Thibodaux, La.
Population: 15,000
Founded: September 23, 1948
Joined Southland: 1991
Enrollment: 6,500
Nickname: Colonels
Colors: Red and Gray
President: Dr. Jay Clune
Athletics Director: Jonathan Terrell
Faculty Representative: Dr. Kimberly Reynolds
Senior Woman Administrator: Lindsey McKaskle
Ticket Office Phone: 985-448-4790

STADIUM INFORMATION

Stadium: Manning Field at John L. Guidry Stadium
Year Opened: 1972
Record at Stadium, Years: 130-118-3, 48 seasons
Capacity: 10,500
Surface: GeoGreen® Artificial Turf
Press Box Phone: 985-448-4845

2020 SCHEDULE

DATE	DAY	OPPONENT	TIME
Sept. 5	Sat.	Mississippi Valley State	TBA
Sept. 12	Sat.	at Northwestern State*	6 p.m.
Sept. 19	Sat.	Sam Houston State*	TBA
Sept. 26	Sat.	at Central Arkansas*	6 p.m.
Oct. 3	Sat.	at LSU	TBA
Oct. 10	Sat.	Stephen F. Austin*	TBA
Oct. 17	Sat.	at Abilene Christian*	TBA
Oct. 24	Sat.	at Houston Baptist*	6 p.m.
Oct. 31	Sat.	UIW*	TBA
Nov. 7	Sat.	at McNeese*	6 p.m.
Nov. 19	Thu.	Southeastern Louisiana*	TBA

FOOTBALL INFORMATION

First Year of Football: 1972
First Year of Southland Football: 1991
All-Time Record, Years: 216-314-4, 48 seasons
All-Time Southland Record, Years: 71-130-1, 28 seasons
2019 Overall Record: 9-5
2019 Southland Record, Place: 7-2, t-1st
Southland Conference Championships, Last: 3, 2019
NCAA Division I Playoff Appearances, Last: 6, 2019
Offensive Formation: Multiple Spread
Defensive Formation: Multiple
Starters Returning/Lost: 13/9
Letterwinners Returning/Lost: 45/26
Football Office Phone: 985-448-4806

MEDIA RELATIONS

Football Contact: Jamie Bustos
E-Mail: Jamie.bustos@nicholls.edu
Office Phone: 985-448-4281
Cell: 419-786-0415
Website: www.geauxcolonels.com
Twitter: @geauxcolonels / @Nicholls_FB

2019 RESULTS (9-5, 7-2 SLC)

DATE	DAY	OPPONENT	TIME
Aug. 31	Sat.	at Kansas State	L, 14-49
Sept. 14	Sat.	at Prairie View A&M	W, 42-35
Sept. 21	Sat.	at Stephen F. Austin*	W, 48-30
Sept. 28	Sat.	at Texas State	L, 3-24
Oct. 5	Sat.	Central Arkansas*	W, 34-14
Oct. 12	Sat.	Northwestern State*	W, 45-35
Oct. 19	Sat.	at Sam Houston State*	L, 0-17
Oct. 26	Sat.	Abilene Christian*	L, 31-37 (OT)
Nov. 2	Sat.	at UIW*	W, 27-23
Nov. 9	Sat.	Houston Baptist*	W, 48-27
Nov. 16	Sat.	McNeese*	W, 34-20
Nov. 21	Thu.	at Southeastern Louisiana*	W, 28-27
Nov. 30	Sat.	North Dakota#	W, 24-6
Dec. 7	Sat.	at North Dakota State#	L, 13-37

- FCS Playoffs



TIM REBOWE



HEAD COACH
SIXTH SEASON
LSU, 1987
NORCO, LA.

CAREER HC RECORD
 34-27 (FIVE SEASONS)

RECORD AT SCHOOL
 34-27 (FIVE SEASONS)

SLC RECORD AT SCHOOL
 29-16 (FIVE SEASONS)

Coaching Experience

2015-present..... Nicholls – Head Coach – 34-27 (.557)
2011-14..... Louisiana-Lafayette – Safeties
2008-10..... Louisiana-Lafayette – Linebackers
2004-07..... Louisiana-Lafayette – Safeties
2001-03..... Louisiana-Monroe – Safeties
2000..... Nicholls – Wide Receivers/Recruiting Coordinator
1999..... Nicholls – Asst. HC/Defensive Backs/Recruiting Coordinator
1995-98..... Nicholls – Defensive Backs/Special Teams
1992-94..... Destrehan HS (La.) – Head Coach
1988-91..... Destrehan HS (La.) – Assistant Coach

- 2019 Southland Conference Co-Champions
- 2018 Southland Conference Co-Champions

COACHING STAFF

Offensive Coordinator:..... Rob Christophel (Austin Peay, 1984)
Defensive Coordinator:.. Tommy Rybacki (Jacksonville State, 2004)
Defensive Line:..... Marcel Andry (Nicholls, 2019)
Tight Ends:..... Russ Gisclair (Nicholls, 2014)
Running Backs:..... Sammy Joseph (LSU, 2014)
Wide Receivers:..... Sean Murphy (Millsaps, 2012)
Offensive Line:..... Lee Roussel (Southeastern Louisiana, 2008)
Cornerbacks:..... Chris Thompson (Nicholls, 2004)
Linebackers:..... Brian Wallace (Louisiana College, 2008)

COACHING HISTORY

NAME	YEARS	RECORD
Gary Kinchen	1972-73	5-17-0
Bill Clements	1974-80	36-38-1
Sonny Jackson	1981-86	39-28-1
Phil Greco	1987-92	27-37-2
Rick Rhoades	1993-94	8-14-0
Darren Barbier	1995-98	17-28-0
Daryl Daye	1999-03	17-38-0
Jay Thomas	2004-09	27-35-0
Charlie Stubbs	2010-14	10-38-0
Steve Axman*	2014	0-9-0
Tim Rebowe	2015-pres.	34-27-0

*named interim coach midway through 2014 season

ABOUT THE COLONELS

STORYLINES

- With a third straight 7-2 record in the Southland, Nicholls claimed back-to-back conference titles for the first time in school history.
- Nicholls represented the Southland Conference in the FCS playoffs for the third consecutive year, and the second straight with the league's automatic berth into the postseason.

OFFENSE

- The offense will feature a new quarterback for the first time since 2015 after four-year starter Chase Fourcade graduated as the program's all-time leading passer. Transfer Lindsey Scott Jr., redshirt junior Kohen Granier and redshirt freshman Andrew Robison are expected to compete for the position.
- Nicholls returns two of the Southland's top offensive playmakers from last season - junior running back Julien Gums and senior wide receiver Dai'Jean Dixon. Gums set program rushing records with 1,232 yards and 16 touchdown. Dixon, who missed five games with an injury, became the first Colonel since 1986 to rack up 1,000 yards receiving (1,044).
- After paving the way for the Southland's top rushing offense, the offensive line returns four starters highlighted by last year's Southland Offensive Lineman of the Year - P.J. Burkhalter.

DEFENSE

- Nicholls will welcome back All-Southland linebacker Evan Veron, who missed 2019 with an injury, but will need to replace four-time Southland selections defensive lineman Sully Laiche and linebacker Allen Pittman. Laiche had an All-American season in '19 and was named Southland Conference Player of the Year.
- The defense returns six starters from a year ago highlighted by first-team safety, Kevin Moore III. A transfer from Texas Tech, Moore ranked second in the Southland in tackles with 112 in his 2019 inaugural season.

SPECIAL TEAMS

- The Colonel special teams will have experience returning for 2020 as the lone replacement for the upcoming season will be at punt returner.
- Jordan Jackson was the top kick returner as a true freshman in 2019, averaging 22.9 yards per return. The defensive back displayed his big-play potential with a season-long 62-yard return in the win over Northwestern State.

2019 INDIVIDUAL LEADERS

RUSHING

NAME	G	ATT	NET	AVG	TD	LONG	AVG/G
Julien Gums	14	214	1232	5.8	16	47	88.0
Total	14	584	2746	4.7	36	65	196.1
Opponents	14	467	1988	4.3	20	55	142.0

PASSING

NAME	G	CMP-ATT-INT	PCT	YDS	TD	LONG	AVG/G
Chase Fourcade	14	227-335-12	67.8	2979	17	57	212.8
Total	14	230-342-12	67.3	2997	17	57	214.1
Opponents	14	314-501-10	62.7	3697	25	77	264.1

RECEIVING

NAME	G	NO	YDS	AVG	TD	LONG	AVG/G
Dai'Jean Dixon	9	54	1044	19.3	8	57	116.0
Total	14	230	2997	13.0	17	57	214.1
Opponents	14	314	3697	11.8	25	77	264.1

TACKLES

NAME	G	SOLO	ASST	TOT	TFL-YDS	SACKS-YDS
Kevin Moore	14	73	39	112	1.5-3	0-0
Total	14	591	370	961	74-264	28-174
Opponents	14	569	365	934	74-262	30-181

INTERCEPTIONS

	No.	Yds	Avg	TD	Long
Kevin Moore	2	58	29.0	0	46
Total	10	174	17.4	0	79
Opponents	12	150	12.5	0	48



Dr. Chris Maggio
University President



Jody Biscoe
Faculty Athletics
Representative



Greg Burke
Athletics Director



Dr. Haley Taitano
Senior Woman
Administrator



Jason Pugh
Sports Information
Director

UNIVERSITY INFORMATION

School: Northwestern State University
Location: Natchitoches, Louisiana
Population: 17,865
Founded: 1884
Joined Southland: 1987
Enrollment: 11,081
Nickname: Demons
Colors: Purple, White and Orange
President: Dr. Chris Maggio
Athletics Director: Greg Burke
Faculty Representative: Jody Biscoe
Senior Woman Administrator: Dr. Haley Taitano
Ticket Office Phone: 318-357-4268

FOOTBALL INFORMATION

First Year of Football: 1907
First Year of Southland Football: 1987
All-Time Record, Years: 536-479-22, 113 seasons
All-Time Southland Record, Years: 110-123-2, 33 seasons
2019 Overall Record: 3-9
2019 Southland Record, Place: 3-6, t-9th
Southland Conference Championships, Last: 4, 2004
NCAA Division I Playoff Appearances, Last: 6, 2004
Offensive Formation: Spread
Defensive Formation: 3-4
Starters Returning/Lost: 11/11
Letterwinners Returning/Lost: 41/36
Football Office Phone: 318-357-5252

STADIUM INFORMATION

Stadium: Turpin Stadium
Year Opened: 1977
Record at Stadium, Years: 134-73-1, 42 seasons
Capacity: 15,971
Surface: Artificial
Press Box Phone: 318-357-4529

MEDIA RELATIONS

Football Contact: Jason Pugh
E-Mail: pughj@nsula.edu
Office Phone: 318-357-6467
Cell: 318-663-5701
Website: NSUDemons.com
Twitter: @NSUDemons, @NSUDemonsFB

2020 SCHEDULE

DATE	DAY	OPPONENT	TIME
Sept. 3	Thu.	UIW*	6 p.m.
Sept. 12	Sat.	Nicholls*	6 p.m.
Sept. 19	Sat.	at Tulsa	TBA
Sept. 26	Sat.	Houston Baptist*	6 p.m.
Oct. 3	Sat.	at Prairie View A&M	TBA
Oct. 10	Sat.	at Southeastern Louisiana*	TBA
Oct. 17	Sat.	Sam Houston State*	6 p.m.
Oct. 31	Sat.	at Central Arkansas*	6 p.m.
Nov. 7	Sat.	at Lamar*	4 p.m.
Nov. 14	Sat.	McNeese*	6 p.m.
Nov. 21	Sat.	at Stephen F. Austin*	TBA

2019 RESULTS (3-9, 3-6 SLC)

DATE	DAY	OPPONENT	TIME
Aug. 29	Thu.	at UT Martin	L, 20-42
Sept. 7	Sat.	Midwestern State	L, 7-33
Sept. 14	Sat.	at LSU	L, 14-65
Sept. 21	Sat.	at Houston Baptist*	L, 21-48
Sept. 28	Sat.	Southeastern Louisiana*	L, 27-44
Oct. 12	Sat.	at Nicholls*	L, 35-45
Oct. 19	Sat.	Central Arkansas*	L, 30-31
Oct. 26	Sat.	at UIW*	W, 44-41 (OT)
Nov. 2	Sat.	at McNeese*	L, 20-30
Nov. 9	Sat.	Lamar*	W, 34-13
Nov. 16	Sat.	at Sam Houston State*	W, 31-28
Nov. 21	Thu.	Stephen F. Austin*	L, 20-32



BRAD LAIRD



HEAD COACH
THIRD SEASON
NORTHWESTERN ST., 1998
RUSTON, LA.

CAREER HC RECORD
 8-15 (TWO SEASONS)

RECORD AT SCHOOL
 8-15 (TWO SEASONS)

SLC RECORD AT SCHOOL
 7-11 (TWO SEASONS)

Coaching Experience

2018-present..... Northwestern State – Head Coach – 8-15 (.348)
2017..... Northwestern State – Defensive Coordinator
2013-16..... Ruston HS (La.) – Head Coach
2008-11..... Northwestern State – Defensive Coordinator
2007..... Stephen F. Austin – Linebackers
2003-05..... Northwestern State – Defensive Coordinator
2001-02..... Nashville HS (Ark.) – Assistant Coach
1999-00..... Longview HS (Texas) – Assistant Coach
1998..... Ouachita HS (Ark.) – Assistant Coach
1997..... West Monroe HS (La.) – Assistant Coach
1996..... Northwestern State – Graduate Assistant

COACHING STAFF

Asst. Head Coach/DB:... De'Von Lockett (Northwestern State, 2003)
Offensive Coordinator/Tight Ends:..... Brad Smiley (Baylor, 1995)
Defensive Coordinator/Linebackers:.... Mike Lucas (Liberty, 1982)
Defensive Line:..... LeDell Love (Northwestern State, 2013)
LB/Recruiting Coord./Special Teams Coord.:... Jake Olsen (Valley City St., 2012)
Offensive Line:..... J Pond (Texas A&M, 2006)
Quarterbacks:..... Anthony Scelfo (Tulane, 2007)
Wide Receivers:..... Alvin Slaughter (Clarion, 1999)

COACHING HISTORY

NAME	YEARS	RECORD
John W. Coolidge	1907-08	1-3-1
J.H. Griffith	1909	4-1-0
Dr. C.G. Pool	1910-12	11-7-2
H. Lee Prather	1913-33	75-50-2
Harry Turpin	1934-56	100-92-11
Jack Clayton	1957-66	58-35-2
Glenn Gossett	1967-71	31-14-1
George Doherty	1972-74	15-17-0
A.L. Williams	1975-82	39-45-0
Sam Goodwin	1983-99	102-88-3
Steve Roberts	2000-01	14-9-0
Scott Stoker	2002-08	43-38-0
Bradley Dale Peveto	2009-12	14-30-0
Jay Thomas	2013-17	21-36-0
Brad Laird	2018-pres.	8-15-0

ABOUT THE DEMONS

STORYLINES

- Northwestern State looks to build on another strong finish, winning three of its final five games.
- For the third straight year, NSU has the same offensive coordinator (Brad Smiley) and defensive coordinator (Mike Lucas).
- The Demons play three of their first four games at home, opening conference play with three straight home games for the first time since 1991.

OFFENSE

- The Demons must replace QB Shelton Eppler, who rewrote the school record book in just two seasons.
- NSU will break in several new running backs as no Demon returns who rushed for more than 32 yards in 2019.
- Of the Demons' four returning offensive starters, two are offensive linemen – Jake Gore and Kenny Sheldon.

DEFENSE

- Senior LB Ja'Quay Pough returns after recording 101 tackles, the highest total by a Demon since 2014.
- Junior CB Shemar Bartholomew has posted a multi-interception game in each of his first two seasons, totaling six picks across the 2018 and 2019 seasons.
- Junior LB Jomard Valsin returns after leading NSU with nine tackles for loss as a sophomore.

SPECIAL TEAMS

- Safeties coach Jake Olsen has taken over as special teams coordinator.
- The Demons added JUCO All-American kicker Eddie Godina in the early signing period.
- Northwestern State opens fall camp looking to replace three-year punter Parker Pastorello and to sort out its return specialist situation.

2019 INDIVIDUAL LEADERS

RUSHING

NAME	G	ATT	NET	AVG	TD	LONG	AVG/G
Jared West	12	144	445	3.1	9	19	37.1
Total	12	331	954	2.9	12	40	79.5
Opponents	12	474	1974	4.2	27	65	164.5

PASSING

NAME	G	CMP-ATT-INT	PCT	YDS	TD	LONG	AVG/G
Shelton Eppler	12	341-545-14	62.6	3587	28	67	298.9
Total	12	347-557-15	62.3	3616	28	67	301.3
Opponents	12	242-376-14	64.4	3071	23	66	255.9

RECEIVING

NAME	G	NO	YDS	AVG	TD	LONG	AVG/G
Quan Shorts	12	100	994	9.9	11	56	82.8
Total	12	347	3616	10.4	28	67	301.3
Opponents	12	242	3071	12.7	23	66	255.9

TACKLES

NAME	G	SOLO	ASST	TOT	TFL-YDS	SACKS-YDS
Ja'Quay Pough	12	48	53	101	6-12	3-8
Total	12	477	458	935	85-323	26-177
Opponents	12	444	434	878	76-271	25-132

INTERCEPTIONS

	No.	Yds	Avg	TD	Long
Shemar Bartholomew	4	96	24.0	1	96
Total	14	113	8.1	1	96
Opponents	15	328	21.9	4	78



TBA
University President



Dr. Emily Roper
Faculty Athletics
Representative



Bobby Williams
Athletics Director



Chris Thompson
Senior Woman
Administrator



Ben Rikard
Sports Information
Director

UNIVERSITY INFORMATION

School: Sam Houston State University
Location: Huntsville, Texas
Population: 39,759
Founded: 1879
Joined Southland: 1987
Enrollment: 20,477
Nickname: Bearkats
Colors: Orange & White
President: TBA
Athletics Director: Bobby Williams
Faculty Representative: Dr. Emily Roper
Senior Woman Administrator: Chris Thompson
Ticket Office Phone: 936-294-1729

FOOTBALL INFORMATION

First Year of Football: 1912
First Year of Southland Football: 1987
All-Time Record, Years: 538-473-34, 104 seasons
All-Time Southland Record, Years: 130-96-2, 33 seasons
2019 Overall Record: 7-5
2019 Southland Record, Place: 6-3, 1-3rd
Southland Conference Championships, Last: 7, 2016
NCAA Division I Playoff Appearances, Last: 11, 2017
Offensive Formation: Spread
Defensive Formation: Multiple
Starters Returning/Lost: 11/11
Letterwinners Returning/Lost: 45/26
Football Office Phone: 936-294-1735

STADIUM INFORMATION

Stadium: Elliott T. Bowers Stadium
Year Opened: 1986
Record at Stadium, Years: 143-48-1, 32
Capacity: 12,975
Surface: AstroTurf 3D3-60
Press Box Phone: 936-294-1838

MEDIA RELATIONS

Football Contact: Ben Rikard
E-Mail: ben.rikard@shsu.edu
Office Phone: 936-294-1764
Cell: 936-554-2077
Website: GoBearkats.com
Twitter: @BearkatsFB, @BearkatSports

2020 SCHEDULE

DATE	DAY	OPPONENT	TIME
Sept. 5	Sat.	Tarleton State	6 p.m.
Sept. 12	Sat.	Mississippi Valley State	6 p.m.
Sept. 19	Sat.	at Nicholls*	TBA
Sept. 26	Sat.	at UIW*	2 p.m.
Oct. 3	Sat.	vs. Stephen F. Austin**	TBA
Oct. 10	Sat.	Abilene Christian*	2 p.m.
Oct. 17	Sat.	at Northwestern State*	6 p.m.
Oct. 24	Sat.	McNeese*	2 p.m.
Nov. 7	Sat.	Central Arkansas*	Noon
Nov. 14	Sat.	at Lamar*	3 p.m.
Nov. 21	Sat.	at Houston Baptist*	2 p.m.

* - at NRG Stadium in Houston, Texas

2019 RESULTS (7-5, 6-3 SLC)

DATE	DAY	OPPONENT	TIME
Aug. 31	Sat.	at New Mexico	L, 31-39
Sept. 7	Sat.	Oklahoma Panhandle State	W, 77-0
Sept. 14	Sat.	at North Dakota	L, 23-27
Sept. 21	Sat.	UIW*	W, 45-6
Sept. 28	Sat.	at McNeese*	W, 28-17
Oct. 5	Sat.	vs. Stephen F. Austin**	W, 31-20
Oct. 12	Sat.	Lamar*	L, 17-20 (OT)
Oct. 19	Sat.	Nicholls*	W, 17-0
Oct. 26	Sat.	at Central Arkansas*	L, 25-29
Nov. 9	Sat.	at Abilene Christian*	W, 24-10
Nov. 16	Sat.	Northwestern State*	L, 28-31
Nov. 23	Sat.	Houston Baptist*	W, 37-14

* - at NRG Stadium in Houston, Texas



K.C. KEELER



HEAD COACH
SEVENTH SEASON
DELAWARE, 1981
EMMAUS, PA

CAREER HC RECORD
233-95-1 (26 SEASONS)

RECORD AT SCHOOL
59-22 (SIX SEASONS)

SLC RECORD AT SCHOOL
42-11 (SIX SEASONS)

Coaching Experience

2014-present..... Sam Houston State – Head Coach – 59-22 (.728)
2002-12..... Delaware – Head Coach – 86-52 (.623)
1993-01..... Rowan – Head Coach – 88-21-1 (.805)
1986-92..... Rowan – Assistant Coach
1981-82..... Amherst – Assistant Coach

- 2016 Southland Conference Championship
- 2016 Eddie Robinson Award
- 2014 Southland Conference Champions
- 2010 AFCA Coach of the Year/Delaware
- 2010 Liberty Mutual Coach of the Year/Delaware
- 2010 Colonial Athletic Associate Champions/Delaware
- 2004 Atlantic 10 Champions/Delaware
- 2003 NCAA Division I-AA National Champions/Delaware
- 2003 Atlantic 10 Champions/Delaware

COACHING STAFF

Offensive Coordinator:..... Ryan Carty (Delaware, 2007)
Defensive Coordinator:..... Clayton Carlin (Juniata College, 1987)
Asst. Head Coach/Defensive Line: .. Tim Daoust (Wittenberg, 2001)
Wide Receivers: Terrence Archer (Monmouth, 2001)
Tight Ends Chris Rogers (Sam Houston State, 2012)
Linebackers: Jared Hensley (Cumberland, 2009)
Defensive Tackles:..... Siddiq Haynes (Delaware, 2011)
Special Teams Coordinator/CB: Gary McGraw (Oregon, 2003)
Offensive Line: Darnell Stapleton (Rutgers, 2007)
Running Backs:..... Chris Buckner (New Mexico State, 2009)

COACHING HISTORY

NAME	YEARS	RECORD
S.R. Warner	1912-13	5-3-1
Gene Barry	1914-19	14-15-1
James Gee	1920-22	6-7-4
J.W. Jones	1923-35	54-53-10
H.O. Crawford	1936-37	7-12
T.F. Wilson	1938-51	50-49-6
Paul Pierce	1952-67	94-52-7
Tom Page	1968-71	20-19-3
Allen Boren	1972-73	7-14-0
Billy Tidwell	1974-77	11-26-1
Melvin Brown	1978-81	12-29-0
Ron Randleman	1982-04	132-124-3
Todd Whitten	2005-09	25-28-0
Willie Fritz	2010-13	40-15-0
K.C. Keeler	2014-pres.	59-22-0

ABOUT THE BEARKATS

STORYLINES

- SHSU won 99 games in the 2010s decade, which was second only to North Dakota State's 137 victories.
- The Kats enter the 2020 season with 10 consecutive winning seasons to their credit, not having a sub-.500 season since the 2009 team went 5-6.
- SHSU shut out two opponents in 2019 – Oklahoma Panhandle State and Nicholls – to mark the first time they have pitched two shutouts in the same season since 1996.

OFFENSE

- Running Back Donovan Williams returns after leading the Kats with 925 yards and 14 touchdowns in 2019, just missing posting the 13th 1,000-yard season in SHSU history.
- In only three games as the primary starting quarterback in 2019, Eric Schmid threw for 1,211 yards, 10 touchdowns and just two interceptions.

DEFENSE

- SHSU boasted one of the top defenses in the FCS in 2019, leading the nation in rushing defense (69.9 ypg), tackles for loss (10.9 TFL per game) and 3rd-down conversion percentage (34.0 percent).
- The Kats return each of their top five defensive linemen from 2019 after leading the SLC in TFLs and sacks.
- SHSU's defense had a stretch of 13 consecutive regulation quarters in 2019 without allowing a touchdown (Oct 5 vs SFA to Oct 26 at UCA).

SPECIAL TEAMS

- The Kats led the SLC and ranked third in the FCS in net punting with 41.49 net yards per punt in 2019.
- Punter Matt McRobert returns after earning first team all-SLC and two all-America honors in 2019. He owns the SHSU record for longest punt, booting a 73-yard kick in both 2018 and 2019.

2019 INDIVIDUAL LEADERS

RUSHING

NAME	G	ATT	NET	AVG	TD	LONG	AVG/G
Donovan Williams	12	205	925	4.5	14	32	77.1
Total	12	503	1763	3.5	24	44	146.9
Opponents	12	390	839	2.2	+9	56	69.9

PASSING

NAME	G	CMP-ATT-INT	PCT	YDS	TD	LONG	AVG/G
Eric Schmid	8	127-216-5	58.8	1733	12	80	216.6
Total	12	256-466-16	54.9	3373	24	80	281.1
Opponents	12	272-517-16	52.6	3121	14	67	260.1

RECEIVING

NAME	G	NO	YDS	AVG	TD	LONG	AVG/G
Nathan Stewart	10	45	779	17.3	6	50	77.9
Total	12	256	3373	13.2	24	80	281.1
Opponents	12	272	3121	11.5	14	67	260.1

TACKLES

NAME	G	SOLO	ASST	TOT	TFL-YDS	SACKS-YDS
Ja'Quay Pough	12	41	30	71	8.5-17	0.5-5
Total	12	520	276	796	131-517	43-281
Opponents	12	520	339	859	74-292	32-166

INTERCEPTIONS

	No.	Yds	Avg	TD	Long
Jaylen Thomas/Zyon McCollum	3	-	-	-	-
Total	16	78	4.9	2	26
Opponents	16	218	13.6	2	96



Dr. John Crain
University President



David Busekist
Faculty Athletics Representative



Jay Artigues
Athletics Director



Lindsey Owens
Senior Woman Administrator



Kemmler Chapple
Sports Information Director

UNIVERSITY INFORMATION

School:Southeastern Louisiana University
Location:Hammond, La.
Population:20,609
Founded:1925
Joined Southland:1997-98; Football, 2005
Enrollment:14,500
Nickname:Lions
Colors:Green and Gold
President:Dr. John Crain
Athletics Director:Jay Artigues
Faculty Representative:David Busekist
Senior Woman Administrator:Lindsey Owens
Ticket Office Phone:985-549-5466

FOOTBALL INFORMATION

First Year of Football:..... 1930
First Year of Southland Football:..... 2005
All-Time Record, Years: 366-325-7, 70 seasons
All-Time Southland Record, Years: 58-56-0, 15 seasons
2019 Overall Record: 8-5
2019 Southland Record, Place: 6-3, t-3rd
Southland Conference Championships, Last:..... 2, 2014
NCAA Division I Playoff Appearances, Last: 3, 2019
Offensive Formation: Multiple
Defensive Formation:..... 4-2-5
Starters Returning/Lost:..... 11/11
Letterwinners Returning/Lost: 31/26
Football Office Phone: 985-549-2253

STADIUM INFORMATION

Stadium:.....Strawberry Stadium
Year Opened:..... 1937
Record at Stadium, Years: 182-105-3, 57 seasons
Capacity: 7,408
Surface:..... UBU-Speed Series-S5-M Turf
Press Box Phone:..... 985-549-2443

MEDIA RELATIONS

Football Contact:..... Kemmler Chapple
E-Mail: Kemmler.chapple@selu.edu
Office Phone:..... (985) 549-3221
Cell: (985) 974-5466
Website: LionSports.net
Twitter: @SLUAthletics, @SLUFootball

2020 SCHEDULE

DATE	DAY	OPPONENT	TIME
Sept. 3	Thu.	at Tulane	TBA
Sept. 19	Sat.	at Jacksonville State	TBA
Sept. 26	Sat.	McNeese*	6 p.m.
Oct. 3	Sat.	at Lamar*	6 p.m.
Oct. 10	Sat.	Northwestern State*	6 p.m.
Oct. 17	Sat.	at UIW*	2 p.m.
Oct. 24	Sat.	Abilene Christian*	4 p.m.
Oct. 31	Sat.	Houston Baptist*	2 p.m.
Nov. 7	Sat.	at Stephen F. Austin*	TBA
Nov. 14	Sat.	Central Arkansas*	2 p.m.
Nov. 21	Sat.	at Nicholls*	TBA

2019 RESULTS (8-5, 6-3 SLC)

DATE	DAY	OPPONENT	TIME
Aug. 29	Thu.	Jacksonville State	W, 35-14
Sept. 7	Sat.	at Bethune-Cookman	Cancelled
Sept. 14	Sat.	at Mississippi	L, 29-40
Sept. 21	Sat.	Lamar*	W, 45-34
Sept. 28	Sat.	at Northwestern State*	W, 44-27
Oct. 5	Sat.	at McNeese*	L, 34-38
Oct. 12	Sat.	UIW*	L, 21-27
Oct. 26	Sat.	at Houston Baptist*	W, 52-13
Nov. 2	Sat.	Stephen F. Austin*	W, 47-30
Nov. 9	Sat.	at Central Arkansas*	W, 34-0
Nov. 16	Sat.	at Abilene Christian*	W, 35-14
Nov. 21	Thu.	Nicholls*	L, 27-28
Nov. 29	Fri.	Villanova#	W, 45-44
Dec. 7	Sat.	at Montana#	L, 28-73

- FCS Playoffs



FRANK SCELFO



HEAD COACH
THIRD SEASON
ULM, 1981
NEW IBERIA, LA

CAREER HC RECORD
 12-12 (TWO SEASONS)

RECORD AT SCHOOL
 12-12 (TWO SEASONS)

SLC RECORD AT SCHOOL
 10-8 (TWO SEASONS)

Coaching Experience

- 2018-present**..... Southeastern La. – Head Coach – 12-12 (.500)
- 2016-17**..... UTSA – Offensive Coordinator/Quarterbacks Coach
- 2015**..... Jacksonville Jaguars – Senior Offensive Assistant
- 2013-14**..... Jacksonville Jaguars – Quarterbacks Coach
- 2010-11**..... Arizona – Quarterbacks Coach
- 2007-09**..... Louisiana Tech – Offensive Coord./Quarterbacks Coach
- 1999-06**..... Tulane – Offensive Coordinator/Quarterbacks Coach
- 1996-98**..... Tulane – Tight Ends/Recruiting Coordinator
- 1995**..... North Shore HS (Texas) – Defensive Backs
- 1992-94**..... Kilgore HS (Texas) – Offensive Coord./QB Coach
- 1989-91**..... Chapel Hill HS (Texas) – Offensive Coord./QB Coach
- 1988**..... Orangefield HS (Texas) – Offensive Coord./QB Coach
- 1987**..... Vidor HS (Texas) – Defensive Backs
- 1985-86**..... River Oaks School (La.) – Head Coach
- 1984**..... Jesuit HS (La.) – Defensive Backs
- 1982-83**..... Prairie View Academy (La.) – Head Coach

COACHING STAFF

- Offensive Coord./QB:** Greg Stevens (Eastern Oregon, 1992)
- Asst. HC/Defensive Line ...**Raymond Monica (North Alabama, 1990)
- Defensive Coord./LB:** Chris Lachney (Southeastern La., 2003)
- TE/Special Teams/Recruiting Coord. ...**Ross Jenkins (LA Tech, 2010)
- Offensive Line:** A.J. Hopp (Slippery Rock, 2011)
- Guards and Centers:** Joe Scelfo (South Alabama, 2016)
- Defensive Backs:** Tarence Calais (Louisiana Tech, 2011)
- Wide Receivers:** Giovanni Vizza (Texas A&M, 2011)
- Safeties:** Antonio Baker (LA Tech, 2010)

COACHING HISTORY

NAME	YEARS	RECORD
R. Norval Garrett	1930	2-3-0
A.L. Swanson	1931-37	40-17-4
Lloyd Stovall	1938-40	14-13-3
Jesse Fatheree	1941	4-5-0
Arthur Morton	1942	5-5-0
E.L. McGehee	1946-50	25-20-3
Stan Galloway	1951-64	84-42-4
Pat Kenelly	1965-71	24-44-0
Roland Dale	1972-73	7-14-0
Billy Brewer	1974-79	38-24-2
Oscar Lofton	1980-85	30-33-1
No Program	1986-2002	—
Hal Mumme	2003-04	12-11-0
Dennis Roland	2005-06	6-12-0
Mike Lucas	2006-11	19-40-0
Ron Roberts	2012-17	42-29-0
Frank Scelfo	2018-pres.	12-12-0

ABOUT THE LIONS

STORYLINES

- Fresh off a FCS playoff appearance and a Top 25 finish in the national polls, Southeastern Louisiana heads into its third season under 2019 Southland Conference Coach of the Year Frank Scelfo.
- SLU faces a tough non-conference schedule, opening on Sept. 3 at FBS foe Tulane, before traveling to perennial FCS power Jacksonville State.

OFFENSE

- Senior Cole Kelley returns under center after leading the Lions with 10 rushing touchdowns a season ago while splitting time with 2019 senior Chason Virgil. Kelley and newcomer Cephus Johnson are expected to vie for starting quarterback duties.
- Southeastern was the only FCS school in the nation with five pass catchers with 500 or more receiving yards and returns the three top receivers from that group. Austin Mitchell, CJ Turner and Javon Conner provide the Lions with one of the most experienced and talented receiver groups in the country.
- Clearing the way for the SLU skill players will be a veteran offensive line anchored by returning starters Drew Jones at center and Rendon Miles-Character at right tackle.

DEFENSE

- 2019 All-American Ferlando Jordan leads a young Lion secondary that also returns starter Donniel Ward-Magee at safety.
- The Lions return their starting linebacker duo in 2019 All-Southland Conference selection Alexis Ramos and Trae Drake.
- Junior Josh Carr Jr. returns as the top pass rusher on the Southeastern defensive line, while Ronald Cherry III anchors the interior.

SPECIAL TEAMS

- Punter Austin Dunlap and long snapper Jake Rotenberry return to their roles in 2020. Freshman Jack Landry is expected to handle placekicking duties in his debut campaign.
- Speedy Austin Mitchell will be a weapon returning punts and kickoffs for the Lions.

2019 INDIVIDUAL LEADERS

RUSHING

NAME	G	ATT	NET	AVG	TD	LONG	AVG/G
Devonte Williams	12	136	589	4.3	8	25	49.1
Total	13	438	1686	3.8	27	55	129.7
Opponents	13	444	1599	3.6	15	55	123.0

PASSING

NAME	G	CMP-ATT-INT	PCT	YDS	TD	LONG	AVG/G
Chason Virgil	13	311-475-12	65.5	3791	25	80	291.6
Total	13	380-569-14	66.8	4607	35	80	354.4
Opponents	13	294-498-16	59.0	3787	29	62	291.3

RECEIVING

NAME	G	NO	YDS	AVG	TD	LONG	AVG/G
CJ Turner	13	78	963	12.3	7	51	74.1
Total	13	380	4607	12.1	35	80	354.4
Opponents	13	294	3787	12.9	29	62	291.3

TACKLES

NAME	G	SOLO	ASST	TOT	TFL-YDS	SACKS-YDS
Alexis Ramos	13	42	38	80	10.5-37	5-26
Total	13	509	414	923	107-417	41-246
Opponents	13	548	410	958	79-306	23-149

INTERCEPTIONS

	No.	Yds	Avg	TD	Long
Ferlando Jordan	5	255	51.0	3	97
Total	16	353	22.1	3	97
Opponents	14	241	17.2	3	78



Dr. Scott Gordon
University President



Dr. Jason Reese
Faculty Athletics
Representative



Ryan Ivey
Athletics Director



Loree McCary
Senior Woman
Administrator



Kevin Meyer
Sports Information
Director

UNIVERSITY INFORMATION

School	Stephen F. Austin State University
Location	Nacogdoches, Texas
Population	33,614
Founded	1923
Joined Southland	1987
Enrollment	13,144
Nickname	Lumberjacks
Colors	Purple and White
University President	Dr. Scott Gordon
Athletics Director	Ryan Ivey
Faculty Representative	Dr. Jason Reese
Senior Woman Administrator	Loree McCary
Ticket Office Phone	936-468-5225

FOOTBALL INFORMATION

First Year of Football:	1923
First Year of Southland Football:	1987
All-Time Record, Years:	376-524-31, 93 seasons
All-Time Southland Record, Years:	85-114-3, 33 seasons
2019 Overall Record:	0-9
2019 Southland Record, Place:	0-6, t-9th
Southland Conference Championships, Last:	4, 2010
NCAA Division I Playoff Appearances, Last:	7, 2014
Offensive Formation:	Spread
Defensive Formation:	4-2-5
Starters Returning/Lost:	16/6
Letterwinners Returning/Lost:	53/14
Football Office Phone:	936-468-3502

STADIUM INFORMATION

Stadium:	Homer Bryce Stadium
Year Opened:	1973
Record at Stadium, Years:	140-110-2, 46 seasons
Capacity:	14,575
Surface:	Hellas Matrix Turf
Press Box Phone:	936-468-3910

MEDIA RELATIONS

Football Contact:	Kevin Meyer
E-Mail:	meyerkt@sfasu.edu
Office Phone:	936-468-5800
Cell:	616-879-5060
Website:	sfajacks.com
Twitter:	@SFA_Athletics, @SFA_Football

2020 SCHEDULE

DATE	DAY	OPPONENT	TIME
Sept. 5	Sat.	at Alabama A&M	TBA
Sept. 12	Sat.	at SMU	TBA
Sept. 19	Sat.	Lamar*	TBA
Sept. 26	Sat.	Abilene Christian*	TBA
Oct. 3	Sat.	vs. Sam Houston State* [^]	TBA
Oct. 10	Sat.	at Nicholls*	TBA
Oct. 24	Sat.	Central Arkansas*	6 p.m.
Oct. 31	Sat.	at McNeese*	6 p.m.
Nov. 7	Sat.	Southeastern Louisiana*	TBA
Nov. 14	Sat.	at UIW*	2 p.m.
Nov. 21	Sat.	Northwestern State*	TBA

[^] - at NRG Stadium in Houston, Texas

2019 RESULTS (0-9, 0-6 SLC)

DATE	DAY	OPPONENT	TIME
Aug. 31	Sat.	at Baylor	L, 17-56
Sept. 7	Sat.	Tarleton State	L, 26-37
Sept. 14	Sat.	at Southern Utah	L, 38-45 (OT)
Sept. 21	Sat.	Nicholls*	L, 30-48
Sept. 28	Sat.	at Lamar*	W, 24-17 ¹
Oct. 5	Sat.	vs. Sam Houston State* [^]	L, 20-31
Oct. 19	Sat.	at Abilene Christian*	L, 24-31 (OT)
Oct. 26	Sat.	McNeese*	L, 10-33
Nov. 2	Sat.	at Southeastern Louisiana*	L, 30-47
Nov. 9	Sat.	UIW*	W, 31-24 ¹
Nov. 16	Sat.	at Central Arkansas*	L, 7-30
Nov. 23	Sat.	at Northwestern State*	W, 32-20 ¹

[^] - at NRG Stadium in Houston, Texas

¹ - wins vacated due to NCAA action



COLBY CARTHEL



HEAD COACH
SECOND SEASON
ANGELO STATE, 2000
FRIONA, TEXAS

CAREER HC RECORD
 59-27 (SEVEN SEASONS)

RECORD AT SCHOOL
 0-9 (ONE SEASON)

SLC RECORD AT SCHOOL
 0-6 (ONE SEASON)

Coaching Experience

2019-pres...... Stephen F. Austin – Head Coach – 0-9 (.000)
2013-18..... Texas A&M Commerce – Head Coach – 59-18 (.766)
2006-13..... West Texas A&M – Defensive Coordinator
2000-06.. Abilene Christian – Defensive Line/Recruiting Coordinator

- 2018 Lone Star Coach of the Year
- 2017 NCAA Division II National Champions/Texas A&M-Commerce

COACHING STAFF

Offensive Coordinator:..... Matt Storm (East Central, 2006)
Defensive Coordinator:..... Scott Power (IUPUI)
Senior Offensive Analyst:..... Philip Vigil (Colorado Mesa, 2008)
Inside Wide Receivers:..... Kevin Bleil (Akron, 2010)
Defensive Ends:..... Caid Faske (West Texas A&M, 2014)
Outside Wide Receivers:..... Leonard Hankerson (Miami, 2011)
Quarterbacks:..... Jared May (Hardin-Simmons, 2005)
Defensive Tackles:..... JaMarkus McFarland (Oklahoma, 2013)
Offensive Line:..... Nathan Young (Abilene Christian, 2007)
Linebackers:..... Cameron Rogers (Texas A&M-Commerce, 2017)

COACHING HISTORY

NAME	YEARS	RECORD
Bob Shelton	1923-28	16-43-6
Gene White	1929-36	17-44-7
J.E. Willis	1937-40	11-20-4
M.A. Baumgarten	1941	1-6-1
Bill Pierce	1946	1-9
Ted Jeffries	1947-55	41-40-3
Harold Fischer	1956-58	12-17
William Conkright	1959-61	6-25-1
Travish Hughes	1962-70	38-48-1
John Levra	1971-74	22-20
Dick Munzinger	1975	2-8-1
Charlie Simmons	1976-81	19-44-1
Jim Hess	1982-88	48-29-2
Lynn Graves	1989-91	15-20-2
John Pearce	1992-98	46-32-2
Mike Santiago	1999-04	39-27
Robert McFarland	2005-06	9-13
J.C. Harper	2007-13	37-45
Clint Conque	2014-2017	21-25
Jeff Byrd	2018	2-8
Colby Carthel	2019-pres.	0-9

ABOUT THE LUMBERJACKS

STORYLINES

- Head coach Colby Carthel enters his second season at the helm.
- For the second-straight season, Stephen F. Austin hauled in a top-five FCS recruiting class according to HERO Sports after coming in at No. 5 in 2020. The next closest class in the Southland was Central Arkansas at No. 12. The Jacks' class includes five three-star recruits and multiple two-star recruits.

OFFENSE

- Sophomore wide receiver Xavier Gipson looks to build on an impressive rookie season in which he earned third-team all-conference honors at wide receiver, ranking sixth in the league in receiving yards (934), 10th in receiving touchdowns (seven) and 14th in receptions (52).

DEFENSE

- The 'Jacks return sophomore defensive linemen Marcus Mosley and Amad Murray who impressed in their freshman season with 9.5 and 8.5 TFL in 2019, respectively.
- Stephen F. Austin's defensive line will be bolstered by three-star recruits Branard Wright and Quinton Owens. Wright hails from Dallas, Texas, and Owens arrives in Nacogdoches from Carthage, Texas.

SPECIAL TEAMS

- Sophomore wide receiver Xavier Gipson also earned third-team all-league recognition at kick returner after finishing fourth in the Southland in kick returns, averaging 20.9 yards per return on 17 attempts.
- There will be a crucial competition at placekicker to replace Storm Ruiz, who ranked fourth in the conference's single-season history with 21 field goals made in 2019 and finished as the Southland career record holder in career extra-point percentage (100.0) and field-goal percentage (78.1).
- Punter Max Quick returns after posting the third-best punting average (41.8) in the conference last season.

2019 INDIVIDUAL LEADERS

RUSHING

NAME	G	ATT	NET	AVG	TD	LONG	AVG/G
Da'Leon Ward	8	125	471	3.8	1	34	58.9
Total	12	432	1307	3.0	14	55	108.9
Opponents	12	464	2284	4.9	29	99	190.3

PASSING

NAME	G	CMP-ATT-INT	PCT	YDS	TD	LONG	AVG/G
Trae Self	10	212-397-12	53.4	2550	12	78	255.0
Total	12	256-470-15	54.5	3050	16	78	254.2
Opponents	12	288-46-10	61.8	3146	24	63	262.2

RECEIVING

NAME	G	NO	YDS	AVG	TD	LONG	AVG/G
Xavier Gipson	12	52	934	18.0	7	78	77.8
Total	12	256	3050	11.9	16	78	254.2
Opponents	12	288	3146	10.9	24	63	262.2

TACKLES

NAME	G	SOLO	ASST	TOT	TFL-YDS	SACKS-YDS
Trenton Gordon	12	50	54	104	1.5-3	1-2
Total	12	487	397	884	51-185	20-91
Opponents	12	485	443	928	107-437	35-199

INTERCEPTIONS

	No.	Yds	Avg	TD	Long
Willie Roberts	3	40	13.3	0	21
Total	10	198	19.8	2	76
Opponents	15	109	7.3	2	65

FINAL STANDINGS

School	Conference		Overall		Overall			Streak
	W-L	Pct.	W-L	Pct.	Home	Away	Neut.	
Central Arkansas ²	7-2	0.778	9-4	0.692	4-2	5-2	0-0	L1
Nicholls ¹	7-2	0.778	9-5	0.643	5-1	4-4	0-0	L1
Southeastern La. ²	6-3	0.667	8-5	0.615	4-2	4-3	0-0	L1
Sam Houston State	6-3	0.667	7-5	0.583	4-2	2-3	1-0	W1
McNeese	5-4	0.556	7-5	0.583	5-1	2-4	0-0	W1
Abilene Christian	4-5	0.444	5-7	0.417	4-2	1-5	0-0	L3
UIW	4-5	0.444	5-7	0.417	3-3	2-4	0-0	L5
Northwestern State	3-6	0.333	3-9	0.250	1-4	2-5	0-0	L1
Stephen F. Austin*	0-6	0.000	0-9	0.000	0-3	0-5	0-1	--
Houston Baptist	2-6	0.250	5-7	0.417	4-2	1-5	0-0	L1
Lamar	2-7	0.222	4-8	0.333	3-3	1-5	0-0	L5

¹ Southland Conference Champion and NCAA Playoffs Automatic Qualifier; ² NCAA Playoffs At-Large Bid; * - three victories vacated by NCAA action.



NICHOLLS, CENTRAL ARKANSAS SHARE SOUTHLAND CONFERENCE TITLE

For the second-straight season, Nicholls claimed a share of the Southland Conference championship and the automatic bid to the FCS Playoffs after going 9-5 and 7-2 in league play. Central Arkansas was crowned co-champions along with Nicholls and earned the No. 8 national seed with a 7-2 mark in conference games.

Southeastern Louisiana also earned a bid to the 2019 FCS Playoffs. Nicholls defeated North Dakota 24-6 in the first round before falling 37-13 to eventual national champion North Dakota State the following week. UCA dropped a 24-14 decision to Illinois State, and SLU edged Villanova 45-44 in round one before losing to Montana in the second round.

The conference produced 13 all-America selections, led by consensus first-team honoree Sully Laiche, a Nicholls senior defensive lineman. Nicholls offensive lineman P.J. Burkhalter, UCA defensive back Robert Rochell and HBU defensive end Andre Walker also garnered first-team all-America recognition.

While no Southland players heard their name called on draft weekend, a pair of offensive linemen were signed as undrafted free agents in Central Arkansas' Hunter Watts and Northwestern State's Jonathan Hubbard.

VS. NON-CONFERENCE

Division I-FCS	11-3
Division I-FBS	1-14
Non-Division I	4-2
All Non-Conference Opponents...	16-19

PRESEASON POLL

Rk.	Team (first-place votes)	Total
1.	Nicholls (20)	200
2.	Central Arkansas	154
3.	UIW (1)	150
4.	Sam Houston State.....	146
5.	Lamar.....	123
6.	McNeese	114
7.	Abilene Christian (1).....	112
8.	Southeastern Louisiana	71
9.	Stephen F. Austin.....	63
10.	Northwestern State	56
11.	Houston Baptist	21



Breylin Smith, Central Arkansas



Royce See, Sam Houston State

PLAYERS OF THE WEEK

Week One - Sept. 3

Offensive Lujuan Winningham, Central Arkansas
 Defensive Robert Rochell, Central Arkansas
 Special Teams Bailey Raborn, McNeese

Week Two - Sept. 9

Offensive Lujuan Winningham, Central Arkansas
 Defensive Davis Harrison, Central Arkansas
 Special Teams Storm Ruiz, Stephen F. Austin

Week Three - Sept. 16

Offensive Bailey Zappe, Houston Baptist
 Defensive Andre Walker, Houston Baptist
 Special Teams Hayden Ray, Central Arkansas

Week Four - Sept. 23

Offensive Eric Schmid, Sam Houston State
 Defensive Brennan Young, Houston Baptist
 Special Teams Gino Garcia, Houston Baptist

Week Five - Sept. 30

Offensive Bailey Zappe, Houston Baptist
 Defensive Amad Murray, Stephen F. Austin
 Special Teams Gino Garcia, Houston Baptist

Week Six - Oct. 7

Offensive Chase Fourcade, Nicholls
 Defensive Royce See, Sam Houston State
 Special Teams Gamar Girdy Brito, Houston Baptist

Week Seven - Oct. 14

Offensive Josh Fink, Abilene Christian
 Defensive Michael Lawson, Lamar
 Special Teams Hayden Ray, Central Arkansas

Week Eight - Oct. 21

Offensive Jon Copeland, UIW
 Defensive Royce See, Sam Houston State
 Special Teams Matt McRobert, Sam Houston State

Week Nine - Oct. 28

Offensive Breylin Smith, Central Arkansas
 Defensive Ja'Quay Pough, Northwestern State
 Special Teams Bailey Raborn, McNeese

Week 10 - Nov. 4

Offensive Breylin Smith, Central Arkansas
 Defensive Darion Dunn, McNeese
 Special Teams D'Andre Hicks, McNeese

Week 11 - Nov. 11

Offensive Cole Kelley, Southeastern Louisiana
 Defensive Ferlando Jordan, Southeastern Louisiana
 Special Teams Parker Pastorello, Northwestern State

Week 12 - Nov. 18

Offensive Shelton Eppler, Northwestern State
 Defensive Sully Laiche, Nicholls
 Special Teams Bailey Giffen, Lamar

Week 13 - Nov. 25

Offensive Dai'Jean Dixon, Nicholls
 Defensive Kevin Moore III, Nicholls
 Special Teams Storm Ruiz, Stephen F. Austin

FINAL FCS POLLS

STATS

Rk.	Team (First-place votes)	Rec.	Pts.	Prv.
1	North Dakota State (153)	16-0	3825	1
2	James Madison	14-2	3672	2
3	Weber State	11-4	3490	4
4	Montana State	11-4	3366	5
5	UNI	10-5	3101	6
6	Montana	10-4	3006	7
7	Illinois State	10-5	2886	13
8	Austin Peay	11-4	2592	18
9	Sacramento State	9-4	2590	3
10	South Dakota State	8-5	2312	10
11	Central Arkansas	9-4	2123	9
12	Monmouth	11-3	2037	14
13	Kennesaw State	11-3	1989	15
14	Nicholls	9-5	1707	19
15	Villanova	9-4	1580	8
16	Wofford	8-4	1344	11
17	Southeast Missouri State	9-4	1285	12
18	Albany	9-5	1244	25
19	Southeastern Louisiana	8-5	1170	NR
20	North Carolina A&T	9-3	782	23
21	Furman	8-5	770	16
22	Dartmouth	9-1	607	21
23	Central Connecticut State	11-2	606	17
24	Florida A&M	9-2	527	20
25	Yale	9-1	353	22

Others receiving votes: North Dakota (257), Southern Illinois (143), San Diego (119), Towson (104), Holy Cross (29), Alcorn State (26), Princeton (22), Eastern Washington (21), UT Martin (19), South Carolina State (9), New Hampshire (9), Maine (3)

FCS Coaches

Rk.	Team (First-place votes)	Rec.	Pts.	Prv.
1	North Dakota St. (25)	16-0	625	1
2	James Madison	14-2	600	2
3	Weber St.	11-4	7-22	4
4	Montana St.	11-4	7-4	5
5	Northern Iowa	10-5	5-19	6
6	Montana	10-4	5-9	8
7	Illinois St.	10-5	3-26	14
8	Kennesaw St.	11-3	2-8	9
9	Sacramento St.	9-4	1-30	3
10	Austin Peay	11-4	1-28	17
11	Central Arkansas	9-4	12-28	7
12	South Dakota St.	8-5	12-24	12
13	Monmouth (N.J.)	11-3	12-3	11
14	Nicholls	9-5	9-21	19
15	Villanova	9-4	9-12	10
16	Southeast Missouri St.	9-4	8-31	13
17	Wofford	8-4	8-2	15
18	Southeastern Louisiana	8-5	7-1	24
19	Furman	8-5	6-2	16
20	Albany	9-5	5-16	NR
21	Dartmouth	9-1	5-4	20
22	Central Connecticut St.	11-2	4-30	18
23	North Carolina A&T	9-3	4-28	22
24	Yale	9-1	3-19	23
25	Florida A&M	9-2	3-1	21

Others receiving votes: North Dakota, 36; Southern Illinois, 26; San Diego, 14; South Carolina St., 13; Towson, 10; Holy Cross, 9; Eastern Washington, 4; UT Martin, 3.

INDIVIDUAL HONORS

Player of the Year:

Sully Laiche, Nicholls

Offensive Player of the Year:

Chase Fourcade, Nicholls

Defensive Player of the Year:

Chris Livings, McNeese

Offensive Lineman of the Year:

P.J. Burkhalter, Nicholls

Freshman of the Year:

Tyler Hudson, Central Arkansas

Newcomer of the Year:

Trace Mascorro, Sam Houston State

Coach of the Year:

Frank Scelfo, Southeastern Louisiana

Third-Team Offense

QB

Chason Virgil, Southeastern Louisiana

RB

Devonte Williams, Southeastern Louisiana

Justin Pratt, McNeese

TE/HB

Jordan Talley, Nicholls

WR

Ben Ratzlaff, Houston Baptist

Jerreth Sterns, Houston Baptist

Austin Mitchell, Southeastern Louisiana

OL

Jaylin Hendrix, Central Arkansas

Brandon Floores, UIW

Toby Sanderson, Central Arkansas

Tyler Edwards, Sam Houston State

Terence Hickman, UIW

PK

Hayden Ray, Central Arkansas

P

Bailey Raborn, McNeese

Third-Team Defense

DL

Kameron Hill, Abilene Christian

Cody Roscoe, McNeese

Jevon Leon, Sam Houston State

Cole Burgess, Abilene Christian

LB

TJ Campbell, Central Arkansas

Ja'Quay Pough, Northwestern State

Kelechi Anyalabechi, UIW

DB

Shemar Bartholomew, Northwestern State

Khristian Mims, Nicholls

Jaylon Jimmerson, UIW

Willie Roberts, Stephen F. Austin

Jaylen Thomas, Sam Houston State

KR

Xavier Gipson, Stephen F. Austin

PR

Devonte Williams, Southeastern Louisiana

Key

² - indicates two-time all-conference selection

³ - indicates three-time all-conference selection

⁴ - indicates four-time all-conference selection

ALL-SOUTHLAND CONFERENCE TEAMS

First-Team Offense

Pos.	Name	University	Cl.	Hometown
QB	Chase Fourcade ²	Nicholls	Sr.	Metairie, La.
RB	Julien Gums	Nicholls	So.	New Orleans, La.
RB	Tracy James	Abilene Christian	Sr.	Dallas, Texas
TE/HB	Woody Brandom	Sam Houston State	R-Sr.	Corona, Calif.
WR	Quan Shorts	Northwestern State	Sr.	Humble, Texas
WR	Lujan Wingham	Central Arkansas	So.	Humble, Texas
WR	Dai' Jean Dixon ²	Nicholls	Jr.	New Orleans, La.
OL	PJ Burkhalter	Nicholls	R-Jr.	Franklinton, La.
OL	Pat Allen	Southeastern Louisiana	Sr.	Reisertown, Md.
OL	Hunter Watts ²	Central Arkansas	Sr.	San Antonio, Texas
OL	Bradston Burnside	Nicholls	Sr.	Hattiesburg, Miss.
OL	Colby Thomas	Sam Houston State	Jr.	Manvel, Texas
PK	Storm Ruiz	Stephen F. Austin	Sr.	League City, Texas
P	Matt McRobert	Sam Houston State	R-Jr.	Berowra, Australia

First-Team Defense

Pos.	Name	University	Cl.	Hometown
DL	Sully Laiche ⁴	Nicholls	Sr.	Gramercy, La.
DL	Trace Mascorro	Sam Houston State	Jr.	Refugio, Texas
DL	Chris Livings ²	McNeese	Sr.	Lake Charles, La.
DL	Andre Walker	Houston Baptist	Sr.	Slidell, La.
LB	Jeremiah Chambers ²	Abilene Christian	Sr.	Austin, Texas
LB	Royce See	Sam Houston State	Sr.	Shepherd, Texas
LB	Allen Pittman ⁴	Nicholls	Sr.	St. Rose, La.
DB	Ferlando Jordan	Southeastern Louisiana	R-So.	Atlanta, Ga.
DB	Robert Rochell	Central Arkansas	Jr.	Shreveport, La.
DB	Michael Lawson	Lamar	Jr.	Patterson, Calif.
DB	Darion Dunn	McNeese	Jr.	Oakdale, La.
DB	Kevin Moore III	Nicholls	Jr.	Lafayette, La.
KR	Gamar Girdy Brito	Houston Baptist	Sr.	Victoria, Texas
PR	Michael Lawson	Lamar	Jr.	Patterson, Calif.

Second-Team Offense

Pos.	Name	University	Cl.	Hometown
QB	Breylin Smith	Central Arkansas	So.	Conway, Ark.
RB	Donovan Williams	Sam Houston State	So.	Paris, Texas
RB	Carlos Blackman ³	Central Arkansas	Sr.	Gosnell, Ark.
TE/HB	Bransen Schwebe ²	Southeastern Louisiana	Sr.	Amite, La.
WR	Tyler Hudson	Central Arkansas	Fr.	Spring, Texas
WR	Cyron Sutton	McNeese	Jr.	New Orleans, La.
WR	Xavier Gipson	Stephen F. Austin	Fr.	Dallas, Texas
OL	Jair Joseph	Nicholls	Jr.	Belle Rose, La.
OL	Grant Burguillos ²	McNeese	Sr.	Mandeville, La.
OL	Tamatoa Neher	Lamar	Sr.	Hauula, Hawaii
OL	Chris Zirkle ²	Northwestern State	Sr.	League City, Texas
OL	Jarius Gooch	Southeastern Louisiana	Sr.	Water Valley, Miss.
PK	Bailey Giffen	Lamar	Jr.	Bryan, Texas
P	Blake Patterson	Houston Baptist	Jr.	Round Rock, Texas

Second-Team Defense

Pos.	Name	University	Cl.	Hometown
DL	Isaac Adeyemi-Berglund	Southeastern Louisiana	Sr.	Dartmouth, Nova Scotia
DL	Joseph Wallace	Sam Houston State	Jr.	Dallas, Texas
DL	Nathan Grant	Central Arkansas	Jr.	Carrollton, Texas
DL	Daniel Crosley ²	Lamar	Sr.	DeRidder, La.
LB	Laryon James	Nicholls	Sr.	Baton Rouge, La.
LB	Alexis Ramos	Southeastern Louisiana	Jr.	Salinas, Calif.
LB	Hunter Brown	Sam Houston State	R-Sr.	Weston, Fla.
DB	Zyon McCollum ²	Sam Houston State	Jr.	Galveston, Texas
DB	Xavier Lewis	Southeastern Louisiana	Sr.	LaPlace, La.
DB	Juan Jackson ²	Central Arkansas	Sr.	Gardendale, Ala.
DB	Cory McCoy	McNeese	Jr.	Leesville, La.
DB	Adonis Davis	Abilene Christian	Sr.	Bastrop, Texas
KR	Cameron Myers	Central Arkansas	R-Fr.	Plant City, Fla.
PR	Cyron Sutton	McNeese	Jr.	New Orleans, La.



Ryan Reed, Northwestern State



Andre Walker, Houston Baptist

McNeese defensive lineman Chris Livings is the 2019 Southland Conference Football Student-Athlete of the Year and the Cowboys' lone selection to the all-academic team.

All 11 programs were represented on the squad, led by five picks for Abilene Christian. Houston Baptist, Northwestern State, Sam Houston State and Southeastern Louisiana each placed three on the team. Lamar and Nicholls earned a pair of spots. Central Arkansas, UIW, McNeese and Stephen F. Austin garnered one selection each.

A first-time all-academic honoree, Livings boasts a 3.50 GPA as a graduate student majoring in criminal justice. He was named the league's Defensive Player of the Year after tallying team highs in sacks (9.5) and tackles for loss (12). With 30 career sacks, Livings finished his tenure ranked ninth on the conference's all-time list.


Nine student-athletes are returning all-academic selections, led by four-time honoree Ryan Reed of Northwestern State. ACU quarterback Luke Anthony, Nicholls running back Dontrell Taylor, NSU offensive lineman Chris Zirkle and HBU defensive lineman Andre Walker all landed on the all-academic team for a third time.

Three individuals posted perfect 4.00 grade point averages – Zirkle and linebackers Hunter Brown (SHSU) and Jack Gibbens (ACU). Another 10 student-athletes came in with GPAs of 3.75 or higher, and the average GPA of the squad is 3.63.

SOUTHLAND ALL-ACADEMIC TEAM

Pos.	Name	School	Cl.	GPA	Major
QB	Luke Anthony ³	Abilene Christian	Sr.	3.97	Finance
RB	Taron Jones	Southeastern La.	So.	3.40	Finance
RB	Dontrell Taylor ³	Nicholls	Sr.	3.72	Petroleum Services
OL	Tyler Edwards	Sam Houston State	Gr.	3.75	Kinesiology
OL	Jarius Gooch	Southeastern La.	Sr.	3.25	Criminal Justice
OL	Tamatoa Neher	Lamar	Sr.	3.30	Exercise Fitness Mgmt.
OL	Kade Parmelly ²	Abilene Christian	Sr.	3.95	Kinesiology
OL	Chris Zirkle ^{3#}	Northwestern St.	Gr.	4.00	Homeland Security
TE	David Fitzwater	Northwestern St.	Jr.	3.79	Applied Science/Health
WR	Josh Fink ^{2#}	Abilene Christian	Sr.	3.81	Financial Management
WR	Jerreth Sterns	Houston Baptist	So.	3.21	Interdisciplinary Studies
PK	Hayden Ray	Central Arkansas	Jr.	3.34	General Science
P	Matt McRobert*	Sam Houston State	Gr.	3.20	Sport Management
DL	Isaac Adeyemi-Berglund ²	Southeastern La.	Sr.	3.81	Exercise Science
DL	Chris Livings ^{*@}	McNeese	Gr.	3.50	Criminal Justice
DL	Andre Walker ^{*2#}	Houston Baptist	Sr.	3.69	Biochemistry
DL	TJ Wright [^]	UIW	So.	3.85	Rehabilitative Services
LB	Hunter Brown	Sam Houston State	Gr.	4.00	Instructional Leadership
LB	Jack Gibbens ^{*&}	Abilene Christian	Sr.	4.00	Accounting
LB	Brennan Young	Houston Baptist	So.	3.76	Marketing
DB	Adonis Davis	Abilene Christian	Sr.	3.00	Kinesiology
DB	Khristian Mims	Nicholls	Sr.	3.20	Computer Info. Services
DB	Andre Mulinax [^]	Lamar	Jr.	3.82	Management
DB	Ryan Reed ⁴	Northwestern St.	Sr.	3.62	Industrial Engineering Tech.
DB	Gavin Roland ²	Stephen F. Austin	Jr.	3.82	Cellular/Molecular Biology

© Southland Conference Student-Athlete of the Year
 * Automatic selection; First Team All-Conference
 ^ Automatic selection; CoSIDA Academic All-District
 & Automatic selection; CoSIDA Academic All-American
 # Automatic selection; FCS ADA Academic All-Star
 2 Two-time all-academic selection
 3 Three-time all-academic selection
 4 Three-time all-academic selection



Chris Livings, McNeese



2019 TEAM RESULTS

2019 REVIEW

Abilene Christian 5-7 Overall | 4-5 Southland

Date	Opponent	Result
Aug. 31	at North Texas	L, 31-51
Sept. 7	Arizona Christian	W, 66-14
Sept. 14	at Central Arkansas*	L, 30-31
Sept. 21	McNeese*	W, 17-10
Sept. 28	at UIW*	L, 24-31
Oct. 5	at Lamar*	L, 24-27
Oct. 12	Houston Baptist*	W, 45-20
Oct. 19	Stephen F. Austin*	W, 31-24 (20T)
Oct. 26	at Nicholls*	W, 37-31 (OT)
Nov. 9	Sam Houston State*	L, 10-24
Nov. 16	Southeastern Louisiana*	L, 14-35
Nov. 23	at Mississippi State	L, 7-45

Central Arkansas 9-4 Overall | 7-2 Southland

Date	Opponent	Result
Aug. 29	at Western Kentucky	W, 35-28
Sept. 7	at Austin Peay	W, 24-16
Sept. 14	Abilene Christian*	W, 31-30
Sept. 21	at Hawaii	L, 16-35
Oct. 5	at Nicholls*	L, 14-34
Oct. 12	McNeese*	W, 40-31
Oct. 19	at Northwestern State*	W, 31-30
Oct. 26	Sam Houston State*	W, 29-25
Nov. 2	at Lamar*	W, 45-17
Nov. 9	Southeastern Louisiana*	L, 0-34
Nov. 16	Stephen F. Austin*	W, 30-7
Nov. 22	at UIW*	W, 52-35
Dec. 7	Illinois State^	L, 14-24

Houston Baptist 5-7 Overall | 2-6 Southland

Date	Opponent	Result
Aug. 31	at UTEP	L, 34-36
Sept. 7	Texas Wesleyan	W, 58-13
Sept. 14	at South Dakota	W, 53-52
Sept. 21	Northwestern State*	W, 48-21
Sept. 28	Texas Southern	W, 68-31
Oct. 5	UIW*	L, 36-38
Oct. 12	at Abilene Christian*	L, 20-45
Oct. 19	at McNeese*	L, 27-42
Oct. 26	Southeastern Louisiana*	L, 13-52
Nov. 9	at Nicholls*	L, 27-48
Nov. 16	Lamar*	W, 31-26
Nov. 23	at Sam Houston State	L, 14-37

UIW 5-7 Overall | 4-5 Southland

Date	Opponent	Result
Aug. 31	at UTSA	L, 7-35
Sept. 7	Texas Southern	W, 63-44
Sept. 21	at Sam Houston State*	L, 6-45
Sept. 28	Abilene Christian*	W, 31-24
Oct. 5	at Houston Baptist*	W, 38-36
Oct. 12	at Southeastern Louisiana*	W, 27-21
Oct. 19	Lamar*	W, 35-17
Oct. 26	Northwestern State*	L, 41-44 (OT)
Nov. 2	Nicholls*	L, 23-27
Nov. 9	at Stephen F. Austin*	L, 24-31
Nov. 16	at New Mexico State	L, 28-41
Nov. 22	Central Arkansas*	L, 35-52

Lamar 4-8 Overall | 2-7 Southland

Date	Opponent	Result
Aug. 29	Bethel (TN)	W, 65-16
Sept. 7	Mississippi Valley State	W, 23-20 (OT)
Sept. 14	at Texas A&M	L, 3-63
Sept. 21	at Southeastern Louisiana*	L, 34-45
Sept. 28	Stephen F. Austin*	L, 17-24
Oct. 5	Abilene Christian*	W, 27-24
Oct. 12	at Sam Houston State*	W, 20-17 (30T)
Oct. 19	at UIW*	L, 17-35
Nov. 2	Central Arkansas*	L, 17-45
Nov. 9	at Northwestern State*	L, 13-34
Nov. 16	at Houston Baptist*	L, 26-31
Nov. 23	McNeese*	L, 3-27

McNeese 7-5 Overall | 5-4 Southland

Date	Opponent	Result
Aug. 31	Southern	W, 34-28
Sept. 7	at Oklahoma State	L, 14-56
Sept. 14	Alcorn State	W, 17-14
Sept. 21	at Abilene Christian*	L, 10-17
Sept. 28	Sam Houston State*	L, 17-28
Oct. 5	Southeastern Louisiana*	W, 38-34
Oct. 12	at Central Arkansas*	L, 31-40
Oct. 19	Houston Baptist*	W, 42-27
Oct. 26	at Stephen F. Austin*	W, 33-10
Nov. 2	Northwestern State*	W, 30-20
Nov. 16	at Nicholls*	L, 20-34
Nov. 23	at Lamar*	W, 27-3

Nicholls 9-5 Overall | 7-2 Southland

Date	Opponent	Result
Aug. 31	at Kansas State	L, 14-49
Sept. 14	at Prairie View A&M	W, 42-35
Sept. 21	at Stephen F. Austin*	W, 48-30
Sept. 28	at Texas State	L, 3-24
Oct. 5	Central Arkansas*	W, 34-14
Oct. 12	Northwestern State*	W, 45-35
Oct. 19	at Sam Houston State*	L, 0-17
Oct. 26	Abilene Christian*	L, 31-37 (OT)
Nov. 2	at UIW*	W, 27-23
Nov. 9	Houston Baptist*	W, 48-27
Nov. 16	McNeese*	W, 34-20
Nov. 21	at Southeastern Louisiana*	W, 28-27
Nov. 30	North Dakota^	W, 24-6
Dec. 7	at North Dakota State^	L, 13-37

Northwestern State 3-9 Overall | 3-6 Southland

Date	Opponent	Result
Aug. 29	at UT Martin	L, 20-42
Sept. 7	Midwestern State	L, 7-33
Sept. 14	at LSU	L, 14-65
Sept. 21	at Houston Baptist*	L, 21-48
Sept. 28	Southeastern Louisiana*	L, 27-44
Oct. 12	at Nicholls	L, 35-45
Oct. 19	Central Arkansas*	L, 30-31
Oct. 26	at UIW*	W, 44-41 (OT)
Nov. 2	at McNeese*	L, 20-30
Nov. 9	Lamar*	W, 34-13
Nov. 16	at Sam Houston State*	W, 31-28
Nov. 21	Stephen F. Austin*	L, 20-32

Sam Houston State 7-5 Overall | 6-3 Southland

Date	Opponent	Result
Aug. 31	at New Mexico	L, 31-39
Sept. 7	Oklahoma Panhandle State	W, 77-0
Sept. 14	at North Dakota	L, 23-27
Sept. 21	UIW*	W, 45-6
Sept. 28	at McNeese*	W, 28-17
Oct. 5	vs. Stephen F. Austin* (NRG Stadium)	W, 31-20
Oct. 12	Lamar*	L, 17-20 (30T)
Oct. 19	Nicholls*	W, 17-0
Oct. 26	at Central Arkansas*	L, 25-29
Nov. 9	at Abilene Christian*	W, 24-10
Nov. 16	Northwestern State*	L, 28-31
Nov. 23	Houston Baptist*	W, 37-14

Southeastern Louisiana 8-5 Overall | 6-3 Southland

Date	Opponent	Result
Aug. 29	No. 6 Jacksonville State	W, 35-14
Sept. 7	at Bethune-Cookman	Cancelled
Sept. 14	at Mississippi	L, 29-40
Sept. 21	Lamar*	W, 45-34
Sept. 28	at Northwestern State*	W, 44-27
Oct. 5	at McNeese*	L, 34-38
Oct. 12	UIW*	L, 21-27
Oct. 26	at Houston Baptist*	W, 52-13
Nov. 2	Stephen F. Austin*	W, 47-30
Nov. 9	at Central Arkansas*	W, 34-0
Nov. 16	at Abilene Christian*	W, 35-14
Nov. 21	Nicholls*	L, 27-28
Nov. 30	Villanova^	W, 45-44
Dec. 7	at Montana^	L, 28-73

Stephen F. Austin 0-9 Overall | 0-6 Southland

Date	Opponent	Result
Aug. 31	at Baylor	L, 17-56
Sept. 7	Tarleton State	L, 26-37
Sept. 14	at Southern Utah	L, 38-45 (OT)
Sept. 21	Nicholls*	L, 30-48
Sept. 28	at Lamar*	W, 24-17#
Oct. 5	vs. Sam Houston State* (NRG Stadium)	L, 20-31
Oct. 19	at Abilene Christian*	L, 24-31 (20T)
Oct. 26	McNeese*	L, 10-33
Nov. 2	at Southeastern Louisiana*	L, 30-47
Nov. 9	UIW*	W, 31-24#
Nov. 16	at Central Arkansas*	L, 7-30
Nov. 21	at Northwestern State*	W, 32-20#

All times Central and subject to change

* - Southland Conference game

^ - FCS Playoffs

- wins vacated by NCAA action



TOP RUSHING GAMES

200-Yard Rushing Performances

206 Pratt, Justin (McNeese) at Lamar (Nov 23, 2019)

100-Yard Rushing Performances

178 Gums, Julien (Nicholls) at UIW (Nov 02, 2019)
 172 Gums, Julien (Nicholls) vs NORTH DAKOTA (Nov 30, 2019)
 161 Williams, Donovan (SHSU) at Central Arkansas (Oct 26, 2019)
 158 McGowen, Josh (SFA) at Northwestern State (Nov 21, 2019)
 157 King, Ameer (UIW) vs TEXAS SOUTHERN (Sep 07, 2019)
 152 Williams, Donovan (SHSU) vs NORTHWESTERN STATE (Nov 16, 2019)
 149 Ward, Da'Leon (SFA) vs TARLETON STATE (Sep 07, 2019)
 148 Davis, Sema J (Abilene Christian) vs HOUSTON BAPTIST (Oct 12, 2019)
 147 Blackman, Carlos (Central Arkansas) at Hawai'i (Sep 21, 2019)
 146 Davis, Sema J (Abilene Christian) at Nicholls (Oct 26, 2019)
 145 Minnieweather, D (Houston Baptist) at Nicholls (Nov 09, 2019)
 142 Mack, Elijah (McNeese) vs SOUTHEASTERN LA. (Oct 05, 2019)
 135 Gums, Julien (Nicholls) at SFA (Sep 21, 2019)
 135 Fourcade, Chase (Nicholls) vs NORTHWESTERN STATE (Oct 12, 2019)
 133 Pratt, Justin (McNeese) at SFA (Oct 26, 2019)
 133 Gums, Julien (Nicholls) at Southeastern La. (Nov 21, 2019)
 131 Beek, Ean (Houston Baptist) vs NORTHWESTERN STATE (Sep 21, 2019)
 129 Minnieweather, D (Houston Baptist) vs LAMAR (Nov 16, 2019)
 127 Williams, Donovan (Sam Houston State) vs SFA (Oct 05, 2019)
 126 White, Tyrese (Abilene Christian) vs ARIZONA CHRISTIAN (Sep 07, 2019)
 126 Williams, Donovan (SHSU) vs LAMAR (Oct 12, 2019)
 125 Mack, Elijah (McNeese) at Abilene Christian (Sep 21, 2019)
 125 Minnieweather, D (Houston Baptist) vs TEXAS SOUTHERN (Sep 28, 2019)
 118 James, Tracy (Abilene Christian) vs HOUSTON BAPTIST (Oct 12, 2019)
 117 Williams, Donovan (SHSU) vs OKLAHOMA PANHANDLE (Sep 07, 2019)
 116 Brown, Kevin (UIW) vs NORTHWESTERN STATE (Oct 26, 2019)
 114 Brown, Kevin (UIW) vs TEXAS SOUTHERN (Sep 07, 2019)
 112 Minnieweather, D (Houston Baptist) vs NORTHWESTERN ST. (Sep 21, 2019)
 111 Jackson, Kyran (SHSU) at McNeese (Sep 28, 2019)
 108 Jones, Taron (Southeastern La.) at Northwestern State (Sep 28, 2019)
 106 James, Tracy (Abilene Christian) at North Texas (Aug 31, 2019)
 106 Carter, Toneil (SHSU) vs OKLAHOMA PANHANDLE (Sep 07, 2019)
 105 James, Tracy (Abilene Christian) vs SFA (Oct 19, 2019)
 104 Brown, Kevin (UIW) at Houston Baptist (Oct 05, 2019)
 104 Gums, Julien (Nicholls) vs HOUSTON BAPTIST (Nov 09, 2019)
 103 Hoy, Jordan (Lamar) vs ABILENE CHRISTIAN (Oct 05, 2019)
 102 Bussey, Kendall (Nicholls) vs NORTHWESTERN STATE (Oct 12, 2019)
 100 Pratt, Justin (McNeese) vs HOUSTON BAPTIST (Oct 19, 2019)

TOP PASSING GAMES

500-Yard Passing Performances

531 Schmid, Eric (Sam Houston State) vs UIW (Sep 21, 2019)
 513 Zappe, Bailey (Houston Baptist) at South Dakota (Sep 14, 2019)

400-Yard Passing Performances

498 Zappe, Bailey (Houston Baptist) vs TEXAS SOUTHERN (Sep 28, 2019)
 474 Virgil, Chason (Southeastern La.) vs VILLANOVA (Nov 29, 2019)
 436 Virgil, Chason (Southeastern La.) at Montana (Dec 07, 2019)
 434 Smith, Breylin (Central Arkansas) at Lamar (Nov 02, 2019)
 420 Schmid, Eric (Sam Houston State) vs HOUSTON BAPTIST (Nov 23, 2019)
 405 Smith, Breylin (Central Arkansas) vs SAM HOUSTON STATE (Oct 26, 2019)

300-Yard Passing Performances

390 Zappe, Bailey (Houston Baptist) vs UIW (Oct 05, 2019)
 388 Virgil, Chason (Southeastern La.) at Houston Baptist (Oct 26, 2019)
 387 Eppler, Shelton (Northwestern State) at UT Martin (Aug 29, 2019)
 387 Eppler, Shelton (Northwestern State) at Nicholls (Oct 12, 2019)
 381 Copeland, Jon (UIW) vs NICHOLLS (Nov 02, 2019)
 376 Copeland, Jon (UIW) vs LAMAR (Oct 19, 2019)
 374 Fourcade, Chase (Nicholls) vs MCNEESE (Nov 16, 2019)
 369 Smith, Breylin (Central Arkansas) vs MCNEESE (Oct 12, 2019)
 367 Smith, Breylin (Central Arkansas) vs ABILENE CHRISTIAN (Sep 14, 2019)
 367 Zappe, Bailey (Houston Baptist) at Sam Houston State (Nov 23, 2019)
 354 Self, Trae (SFA) vs NICHOLLS (Sep 21, 2019)
 349 Copeland, Jon (UIW) at SFA (Nov 09, 2019)
 344 Copeland, Jon (UIW) vs TEXAS SOUTHERN (Sep 07, 2019)
 344 Virgil, Chason (Southeastern La.) at Northwestern State (Sep 28, 2019)
 344 Orgeron, Cody (McNeese) at Central Arkansas (Oct 12, 2019)
 342 Copeland, Jon (UIW) at Houston Baptist (Oct 05, 2019)
 338 Hoy, Jordan (Lamar) vs ABILENE CHRISTIAN (Oct 05, 2019)
 338 Copeland, Jon (UIW) vs CENTRAL ARKANSAS (Nov 22, 2019)
 337 Virgil, Chason (Southeastern La.) vs UIW (Oct 12, 2019)
 333 Eppler, Shelton (Northwestern State) vs SOUTHEASTERN LA. (Sep 28, 2019)
 333 Eppler, Shelton (Northwestern State) vs SFA (Nov 21, 2019)
 332 Self, Trae (SFA) at Southeastern La. (Nov 02, 2019)
 327 Fourcade, Chase (Nicholls) vs CENTRAL ARKANSAS (Oct 05, 2019)
 324 Smith, Breylin (Central Arkansas) at WKU (Aug 29, 2019)
 322 Anthony, Luke (Abilene Christian) at Central Arkansas (Sep 14, 2019)
 321 Virgil, Chason (Southeastern La.) at McNeese (Oct 05, 2019)
 321 Virgil, Chason (Southeastern La.) vs NICHOLLS (Nov 21, 2019)
 318 Self, Trae (SFA) at Abilene Christian (Oct 19, 2019)
 317 Zappe, Bailey (Houston Baptist) at McNeese (Oct 19, 2019)
 313 Anthony, Luke (Abilene Christian) vs MCNEESE (Sep 21, 2019)

310 Eppler, Shelton (Northwestern State) vs CENTRAL ARKANSAS (Oct 19, 2019)
 309 Virgil, Chason (Southeastern La.) at Ole Miss (Sep 14, 2019)
 307 Virgil, Chason (Southeastern La.) vs LAMAR (Sep 21, 2019)
 306 Eppler, Shelton (Northwestern State) at Sam Houston State (Nov 16, 2019)
 303 Hoy, Jordan (Lamar) at Southeastern La. (Sep 21, 2019)
 303 Orgeron, Cody (McNeese) vs HOUSTON BAPTIST (Oct 19, 2019)
 300 Zappe, Bailey (Houston Baptist) at UTEP (Aug 31, 2019)

TOP RECEIVING GAMES

200-Yard Receiving Performances

222 Winningham, Lujuan (Central Arkansas) at WKU (Aug 29, 2019)

100-Yard Receiving Performances

197 Adeyi, Ife (Sam Houston State) at Abilene Christian (Nov 09, 2019)
 190 Dixon, Dai'Jean (Nicholls) at Southeastern La. (Nov 21, 2019)
 188 Harvin, Chandler (Sam Houston State) vs HOUSTON BAPTIST (Nov 23, 2019)
 187 Stewart, Nathan (Sam Houston State) vs UIW (Sep 21, 2019)
 185 Dixon, Dai'Jean (Nicholls) vs MCNEESE (Nov 16, 2019)
 178 Ratzlaff, Ben (Houston Baptist) at Sam Houston State (Nov 23, 2019)
 173 Turner, CJ (Southeastern La.) vs VILLANOVA (Nov 29, 2019)
 168 Winningham, Lujuan (Central Arkansas) at Northwestern State (Oct 19, 2019)
 161 Hudson, Tyler (Central Arkansas) at UIW (Nov 22, 2019)
 160 Sutton, Cyron (McNeese) vs SAM HOUSTON STATE (Sep 28, 2019)
 157 Stewart, Nathan (Sam Houston State) at McNeese (Sep 28, 2019)
 156 Sutton, Cyron (McNeese) at Central Arkansas (Oct 12, 2019)
 155 Ratzlaff, Ben (Houston Baptist) at South Dakota (Sep 14, 2019)
 155 Davis, Akile (Northwestern State) at Nicholls (Oct 12, 2019)
 155 Conner, Javon (Southeastern La.) at Montana (Dec 07, 2019)
 149 Hampton, Joe (Central Arkansas) vs SAM HOUSTON STATE (Oct 26, 2019)
 148 Turner, CJ (Southeastern La.) at Montana (Dec 07, 2019)
 146 Williams, Kam (UIW) vs TEXAS SOUTHERN (Sep 07, 2019)
 145 Banks, Kirkland (Lamar) vs ABILENE CHRISTIAN (Oct 05, 2019)
 145 Ray, Dion (Nicholls) vs HOUSTON BAPTIST (Nov 09, 2019)
 143 Clater, Calvin (SFA) at Lamar (Sep 28, 2019)
 140 Dixon, Dai'Jean (Nicholls) vs CENTRAL ARKANSAS (Oct 05, 2019)
 140 Hudson, Tyler (Central Arkansas) vs SAM HOUSTON STATE (Oct 26, 2019)
 136 Winningham, Lujuan (Central Arkansas) at Austin Peay (Sep 07, 2019)
 136 Mitchell, Austin (Southeastern La.) vs LAMAR (Sep 21, 2019)
 136 Sterns, Jerreth (Houston Baptist) vs UIW (Oct 05, 2019)
 135 Shorts, Quan (Northwestern State) at Nicholls (Oct 12, 2019)
 134 Stewart, Nathan (Sam Houston State) vs SFA (Oct 05, 2019)
 132 Gipson, Xavier (SFA) vs UIW (Nov 09, 2019)
 132 Shorts, Quan (Northwestern State) vs SFA (Nov 21, 2019)
 131 Ratzlaff, Ben (Houston Baptist) vs TEXAS SOUTHERN (Sep 28, 2019)
 130 Bowers, Dee (Sam Houston State) at New Mexico (Aug 31, 2019)
 128 Turner, CJ (Southeastern La.) at Northwestern State (Sep 28, 2019)
 128 Ray, Dion (Nicholls) vs ABILENE CHRISTIAN (Oct 26, 2019)
 126 Dixon, Dai'Jean (Nicholls) at Prairie View A&M (Sep 14, 2019)
 124 King, Ameer (UIW) vs LAMAR (Oct 19, 2019)
 123 Fink, Josh (Abilene Christian) vs MCNEESE (Sep 21, 2019)
 122 Dixon, Dai'Jean (Nicholls) vs NORTH DAKOTA (Nov 30, 2019)
 121 Begue, Trevor (McNeese) vs HOUSTON BAPTIST (Oct 19, 2019)
 120 Hudson, Tyler (Central Arkansas) at Austin Peay (Sep 07, 2019)
 120 Hudson, Tyler (Central Arkansas) at Lamar (Nov 02, 2019)
 119 Winningham, Lujuan (Central Ark.) vs ABILENE CHRISTIAN (Sep 14, 2019)
 119 Adeyi, Ife (Sam Houston State) vs UIW (Sep 21, 2019)
 119 Ray, Dion (Nicholls) vs MCNEESE (Nov 16, 2019)
 119 Schwebel, Bransen (Southeastern La.) vs VILLANOVA (Nov 29, 2019)
 118 Williams, Kam (UIW) at Sam Houston State (Sep 21, 2019)
 117 Ratzlaff, Ben (Houston Baptist) vs NORTHWESTERN STATE (Sep 21, 2019)
 116 Sutton, Cyron (McNeese) vs HOUSTON BAPTIST (Oct 19, 2019)
 115 Hohenstein, Branden (Abilene Christian) at Mississippi State (Nov 23, 2019)
 114 Sterns, Jerreth (Houston Baptist) at South Dakota (Sep 14, 2019)
 114 Price, Kendrick (Northwestern State) at Sam Houston State (Nov 16, 2019)
 113 Hudson, Tyler (Central Arkansas) vs MCNEESE (Oct 12, 2019)
 112 Banks, Kirkland (Lamar) at Southeastern La. (Sep 21, 2019)
 112 Fink, Josh (Abilene Christian) vs HOUSTON BAPTIST (Oct 12, 2019)
 111 Shorts, Quan (Northwestern State) at UT Martin (Aug 29, 2019)
 110 Ratzlaff, Ben (Houston Baptist) vs TEXAS WESLEYAN (Sep 07, 2019)
 110 Shorts, Quan (Northwestern State) vs SOUTHEASTERN LA. (Sep 28, 2019)
 110 Fink, Josh (Abilene Christian) vs SFA (Oct 19, 2019)
 110 Stewart, Nathan (Sam Houston State) at Central Arkansas (Oct 26, 2019)
 109 Gipson, Xavier (SFA) at Abilene Christian (Oct 19, 2019)
 108 Bowers, Dee (Sam Houston State) vs UIW (Sep 21, 2019)
 108 Harvin, Chandler (SHSU) vs NORTHWESTERN STATE (Nov 16, 2019)
 107 Clark, Kobe (Abilene Christian) vs HOUSTON BAPTIST (Oct 12, 2019)
 106 Shorts, Quan (Northwestern State) vs CENTRAL ARKANSAS (Oct 19, 2019)
 105 Williams, Kam (UIW) vs ABILENE CHRISTIAN (Sep 27, 2019)
 105 Perry, Camden (UIW) at SFA (Nov 09, 2019)
 105 Begue, Trevor (McNeese) at Lamar (Nov 23, 2019)
 104 Sterns, Jerreth (Houston Baptist) vs TEXAS SOUTHERN (Sep 28, 2019)
 104 Clark, Kobe (Abilene Christian) vs SOUTHEASTERN LA. (Nov 16, 2019)
 103 Brito, Gamar Girdy (Houston Baptist) at South Dakota (Sep 14, 2019)
 103 Davis, Akile (Northwestern State) vs SOUTHEASTERN LA. (Sep 28, 2019)
 102 Ward, Da'Leon (SFA) at Abilene Christian (Oct 19, 2019)
 102 Hardy, CJ (UIW) vs NICHOLLS (Nov 02, 2019)
 102 Conner, Javon (Southeastern La.) vs VILLANOVA (Nov 29, 2019)
 101 Sutton, Cyron (McNeese) at Abilene Christian (Sep 21, 2019)
 101 Williams, Kam (UIW) at Houston Baptist (Oct 05, 2019)



Abilene Christian

Category	Player	National Rank	SLC Rank	Actual	National Leader	Actual
Completions per Game	Luke Anthony	18	6	21.67	Bailey Zappe, Houston Baptist	29.75
Forced Fumbles	Kameron Hill	20	2	0.25	Nick Eaton, UC Davis	0.42
Fumbles Recovered	Jeremiah Chambers	3	1	3	Jayden Pauling, Western Carolina	0.42
Kickoff Return TDs	Gage Graham	9	3	1	Jordan Berner, Southern Illinois	4
Receptions per Game	Kobe Clark	6	3	7.3	Mason King, Hampton	4
Rushing TDs	Tracy James	16	2	14	8 players tied	2
Sacks	Temisan Kuyatsemi	20	4	0.77	Jeff Cotton, Idaho	8.8
Scoring	Tracy James	6	1	10.0	Marcus Knight, Montana	23
Solo Tackles	Jeremiah Chambers	9	1	5.8	Jah-Maine Martin, North Carolina A&T	23
Tackles for Loss	Jeremiah Chambers	5	2	1.7	Andre Walker, Houston Baptist	1.25
Total Touchdowns	Tracy James	5	1	20	Wesley Dugger, Davidson	12.0
					Brandon Easterling, Dayton	7.5
					Da'Jon Lee, Saint Francis (PA)	2.0
					Marcus Knight, Montana	25

Category	National Rank	SLC Rank	Actual	National Leader	Actual
4th Down Conversion Percentage	10	1	0.640	James Madison	0.889
Blocked Kicks Allowed	17	3	1	16 teams tied	0
Fumbles Lost	13	1	5	Drake	2
Fumbles Recovered	6	2	14	Mississippi Valley State	18
Team Sacks	10	3	3.00	Harvard	4.30
Team Tackles for Loss	11	4	8.1	Sam Houston State	10.9

Central Arkansas

Category	Player	National Rank	SLC Rank	Actual	National Leader	Actual
Completion Percentage	Breylin Smith	14	3	0.645	Ben DiNucci, James Madison	0.709
Completions per Game	Breylin Smith	8	4	24.31	Bailey Zappe, Houston Baptist	29.75
Field Goal Percentage	Hayden Ray	2	1	0.882	Seth Harrison, Eastern Washington	1.000
Kickoff Return TDs	Carlos Blackman	9	3	1	8 players tied	2
Passes Defended	Robert Rochell	9	2	1.4	Anthony Adams, Portland State	2.0
Passing TDs	Breylin Smith	6	2	32	Jeff Undercuffer, Albany	41
Passing Yards	Breylin Smith	5	3	3,704	Case Cookus, Northern Arizona	4,114
Passing Yards per Game	Breylin Smith	12	4	284.9	Case Cookus, Northern Arizona	342.8
Points Responsible For	Breylin Smith	15	2	200	Daniel Smith, Villanova	288
Points Responsible For per Game	Breylin Smith	19	2	15.4	Jack Cook, Dayton	24.7
Receiving TDs	Tyler Hudson	11	1	12	Juwan Green, Albany	17
Total Offense	Breylin Smith	18	4	282.0	EJ Perry, Brown	367.8

Category	National Rank	SLC Rank	Actual	National Leader	Actual
Blocked Kicks Allowed	17	3	1	16 teams tied	0
Blocked Punts Allowed	1	1	0	55 teams tied	0
Completion Percentage	15	3	0.643	James Madison	706
Fumbles Recovered	20	6	11	Mississippi Valley State	18
Passing Offense	16	4	292.8	Northern Arizona	361.0
Winning Percentage	18	1	0.692	North Dakota State	1.000

Houston Baptist

Category	Player	National Rank	SLC Rank	Actual	National Leader	Actual
Combined Kick Returns	Gamar Brito	5	1	906	Ahmere Dorsey, Rhode Island	1,198
Completion Percentage	Bailey Zappe	19	4	0.638	Ben DiNucci	0.709
Completions per Game	Bailey Zappe	1	1	29.75	Bailey Zappe, Houston Baptist	29.75
Field Goals per Game	Gino Garcia	9	3	1.50	Noel Ruiz, North Carolina A&T	1.92
Fumbles Recovered	Tra Fluellen	3	1	3	Jordan Berner, Southern Illinois	4
Kickoff Return TDs	Gamar Brito	1	1	2	Mason King, Hampton	4
Kickoff Returns	Gamar Brito	2	1	28.2	8 players tied	2
Passing TDs	Bailey Zappe	2	1	35	Earnest Edwards, Maine	28.5
Passing Yards	Bailey Zappe	2	1	3,811	Jeff Undercuffer, Albany	41
Passing Yards per Game	Bailey Zappe	2	1	317.6	Case Cookus, Northern Arizona	4,114
Points Responsible For	Bailey Zappe	12	1	210	Case Cookus, Northern Arizona	342.8
Points Responsible For per Game	Bailey Zappe	10	1	17.5	Daniel Smith, Villanova	288
Receiving TDs	Ben Ratzlaff	11	1	12	Jack Cook, Dayton	24.7
Receiving Yards per Game	Ben Ratzlaff	15	1	94.9	Juwan Green, Albany	17
Sacks	Andre Walker	1	1	1.25	Chris Rowland, Tennessee State	119.8
Scoring	Gino Garcia	18	2	8.4	Andre Walker, Houston Baptist	1.25
Tackles For Loss	Andre Walker	11	3	1.6	Wesley Dugger, Davidson	12.0
Total Offense	Bailey Zappe	6	1	317.6	Da'Jon Lee, Saint Francis (PA)	2.0
Total Tackles	Brennan Young	5	1	11.3	EJ Perry, Brown	367.8
	Caleb Johnson	10	2	10.4	Dante Olson, Montana	12.8

Category	National Rank	SLC Rank	Actual	National Leader	Actual
Blocked Kicks Allowed	17	3	1	16 teams tied	0
Blocked Punts Allowed	1	1	0	55 teams tied	0
First Downs Offense	9	2	305	James Madison	397
Fumbles Recovered	12	5	13	Mississippi Valley State	18
Kickoff Returns	11	1	23.63	Idaho	25.67
Net Punting	9	2	39.90	Bucknell	43.43
Passing Offense	3	2	334.3	Northern Arizona	361.0
Punt Return Defense	6	2	3.13	South Dakota State	0.57
Scoring Offense	14	2	35.8	Dayton	42.5
Team Sacks	13	4	2.92	Harvard	4.30
Team Tackles for Loss	16	6	7.6	Sam Houston State	10.9
Total Offense	12	2	462.6	Eastern Washington	524.8



UIW						
Category	Player	National Rank	SLC Rank	Actual	National Leader	Actual
Completions per Game	Jon Copeland	6	3	24.83	Bailey Zappe, Houston Baptist	29.75
Forced Fumbles	Mar'Kel Cooks	20	2	0.25	Nick Eaton, UC Davis	0.42
Interceptions per Game	Jaylon Jimmerson	20	5	0.4	Jayden Pauling, Western Carolina	0.42
Kickoff Return TDs	Ce'Cori Todds	1	1	2	Greg Liggs Jr., Elon	0.7
Passing Yards	Jon Copeland	15	5	3,341	8 players tied	2
Passing Yards per Game	Jon Copeland	14	5	278.4	Case Cookus, Northern Arizona	4.114
Total Offense	Jon Copeland	19	5	276.2	Case Cookus, Northern Arizona	342.8
					EJ Perry, Brown	367.8

Category	National Rank	SLC Rank	Actual	National Leader	Actual
Blocked Kicks Allowed	1	1	0	16 teams tied	0
Blocked Punts Allowed	1	1	0	55 teams tied	0
Defensive TDs	5	1	4	Bucknell/Grambling/Central Connecticut State	6
Fumbles Recovered	3	1	16	Mississippi Valley State	18
Kickoff Return Defense	18	2	17.59	Tennessee Tech	13.26
Kickoff Returns	12	2	23.17	Idaho	25.67
Passes Intercepted	7	1	17	Alcorn	21
				Central Connecticut State	21
Passing Offense	19	5	285.1	Northern Arizona	361.0
Team Tackles For Loss	15	5	7.8	Sam Houston State	10.9
Turnover Margin	1	1	1.33	UIW	1.33
Turnovers Gained	3	1	33	Alcorn	36

Lamar						
Category	Player	National Rank	SLC Rank	Actual	National Leader	Actual
Field Goals per Game	Bailey Giffen	4	1	1.75	Noel Ruiz, North Carolina A&T	1.92
Forced Fumbles	Daniel Crosley	20	2	0.25	Nick Eaton, UC Davis	0.42
Interceptions per Game	Michael Lawson	8	2	0.5	Jayden Pauling, Western Carolina	0.42
Punt Returns	Michael Lawson	15	1	10.5	Greg Liggs Jr., Elon	0.7
Solo Tackles	Michael Lawson	13	2	5.5	Montrell Washington, Samford	21.9
Tackles For Loss	Daniel Crosley	14	4	1.5	Brandon Easterling, Dayton	7.5
					Da'Jon Lee, Saint Francis (PA)	2.0

Category	National Rank	SLC Rank	Actual	National Leader	Actual
Defensive TDs	11	2	3	Bucknell/Grambling/Central Connecticut State	6
Team Tackles For Loss	3	2	8.8	Sam Houston State	10.9

McNeese						
Category	Player	National Rank	SLC Rank	Actual	National Leader	Actual
Forced Fumbles	Chris Livings	20	2	0.25	Nick Eaton, UC Davis	0.42
Fumbles Recovered	Javon Burris	3	1	3	Jayden Pauling, Western Carolina	0.42
Interceptions per Game	Darion Dunn	12	4	0.4	Jordan Berner, Southern Illinois	4
Kickoff Return TDs	Mason Pierce	9	3	1	Mason King, Hampton	4
	D'Andre Hicks	9	3	1	Greg Liggs Jr., Elon	7
Passes Defended	Cory McCoy	2	1	1.8	8 players tied	2
	Darion Dunn	19	4	1.3	Anthony Adams, Portland State	2.0
Sacks	Chris Livings	16	3	0.79	Andre Walker, Houston Baptist	1.25

Category	National Rank	SLC Rank	Actual	National Leader	Actual
Fumbles Recovered	6	2	14	Mississippi Valley State	18
Net Punting	12	3	39.42	Bucknell	43.43
Punt Return Defense	4	1	2.50	South Dakota State	0.57
Rushing Defense	7	2	93.4	Sam Houston State	69.9
Team Sacks	18	5	2.75	Harvard	4.30
Turnover Margin	18	2	0.75	UIW	1.33
Turnovers Gained	11	3	26	Alcorn	36

Nicholls						
Category	Player	National Rank	SLC Rank	Actual	National Leader	Actual
Completion Percentage	Chase Fourcade	3	1	0.678	Ben DiNucci, James Madison	0.709
Forced Fumbles	Sully Laiche	5	1	0.33	Nick Eaton, UC Davis	0.42
Passing Efficiency	Chase Fourcade	11	1	152.0	Jayden Pauling, Western Carolina	0.42
Rushing TDs	Julien Gums	11	1	16	Trey Lance, North Dakota State	180.6
Rushing Yards	Julien Gums	11	1	1,232	Marcus Knight, Montana	23
Sacks	Sully Laiche	6	2	1.00	Jah-Maine Martin, North Carolina A&T	23
Tackles For Loss	Sully Laiche	2	1	1.9	Pete Guerriero, Monmouth	1,995
Total Touchdowns	Julien Gums	12	2	17	Andre Walker, Houston Baptist	1.25
Yards per Pass Attempt	Chase Fourcade	7	1	8.89	Da'Jon Lee, Saint Francis (PA)	2.0
					Marcus Knight, Montana	25
					Shannon Patrick, Arkansas-Pine Bluff	9.74

Category	National Rank	SLC Rank	Actual	National Leader	Actual
Completion Percentage	3	1	0.673	James Madison	0.706
First Downs Offense	12	3	295	James Madison	397
Team Passing Efficiency	18	1	150.25	North Dakota State	177.71



2019 NCAA RANKINGS

2019 REVIEW

Northwestern State

Category	Player	National Rank	SLC Rank	Actual	National Leader	Actual
Completions per Game	Shelton Eppler	2	2	28.42	Bailey Zappe, Houston Baptist	29.75
Forced Fumbles	Ja'Quay Pough	20	2	0.25	Nick Eaton, UC Davis	0.42
Interceptions per Game	Shemar Bartholomew	10	3	0.4	Jayden Pauling, Western Carolina	0.42
Passing TDs	Shelton Eppler	13	3	28	Greg Liggs Jr., Elon	0.7
Passing Yards	Shelton Eppler	8	4	3,587	Case Cookus, Northern Arizona	4,114
Passing Yards per Game	Shelton Eppler	6	2	298.9	Case Cookus, Northern Arizona	342.8
Receiving TDs	Quan Shorts	16	3	11	Juwan Green, Albany	17
Receptions per Game	Quan Shorts	4	2	8.3	Jeff Cotton, Idaho	8.8
Total Offense	Shelton Eppler	9	2	304.2	EJ Perry, Brown	367.8

Category	National Rank	SLC Rank	Actual	National Leader	Actual
Fumbles Lost	13	1	5	Drake	2
Passes Intercepted	20	4	14	Alcorn/Central Connecticut State	21
Passing Offense	9	3	301.3	Northern Arizona	361.0

Sam Houston State

Category	Player	National Rank	SLC Rank	Actual	National Leader	Actual
Forced Fumbles	Royce See	20	2	0.25	Nick Eaton, UC Davis	0.42
Fumbles Recovered	Joseph Wallace	20	2	0.25	Jayden Pauling, Western Carolina	0.42
Punting	Matt McRobert	6	1	44.3	Jordan Berner, Southern Illinois	4
Rushing TDs	Donovan Williams	16	2	14	Mason King, Hampton	4
					Alex Pechin, Bucknell	47.3
					Marcus Knight, Montana	23
					Jah-Maine Martin, North Carolina A&T	23

Category	National Rank	SLC Rank	Actual	National Leader	Actual
3rd Down Conversion Pct Defense	1	1	0.279	Sam Houston State	0.279
4th Down Conversion Pct Defense	4	1	0.304	Yale	0.235
Blocked Kicks Allowed	1	1	0	16 teams tied	0
Blocked Punts Allowed	1	1	0	55 teams tied	0
Defensive TDs	11	2	3	Bucknell/Grambling/Central Connecticut State	6
Fumbles Recovered	6	2	14	Mississippi Valley State	18
Kickoff Return Defense	14	1	17.28	Tennessee Tech	13.26
Net Punting	3	1	41.49	Bucknell	43.43
Passes Intercepted	12	2	16	Alcorn/Central Connecticut State	21
Red Zone Defense	6	1	0.688	Illinois State	0.614
Rushing Defense	1	1	69.9	Sam Houston State	69.9
Scoring Defense	8	1	17.8	North Dakota State	12.3
Team Passing Efficiency Defense	3	1	106.07	South Carolina State	104.38
Team Sacks	2	1	3.58	Harvard	4.30
Team Tackles For Loss	1	1	10.9	Sam Houston State	10.9
Total Defense	18	1	330.0	James Madison	270.2
Turnovers Gained	6	2	30	Alcorn	36

Southeastern Louisiana

Category	Player	National Rank	SLC Rank	Actual	National Leader	Actual
Completion Percentage	Chason Virgil	9	2	0.655	Ben DiNucci, James Madison	0.709
Completions per Game	Chason Virgil	10	5	23.92	Bailey Zappe, Houston Baptist	29.75
Interceptions per Game	Ferlando Jordan	4	1	0.5	Greg Liggs Jr., Elon	0.7
Passes Defended	Ferlando Jordan	14	3	1.3	Anthony Adams, Portland State	2.0
Passing Efficiency	Chason Virgil	20	2	144.8	Trey Lance, North Dakota State	180.6
Passing Yards	Chason Virgil	3	2	3,791	Case Cookus, Northern Arizona	4,114
Passing Yards per Game	Chason Virgil	10	3	291.6	Case Cookus, Northern Arizona	342.8
Punt Return TDs	Devonte Williams	2	1	1	Terry Williams, UT Martin	2
Total Offense	Chason Virgil	11	3	296.2	EJ Perry, Brown	367.8

Category	National Rank	SLC Rank	Actual	National Leader	Actual
4th Down Conversion Pct	20	2	0.615	James Madison	0.889
Blocked Punts	11	1	2	Harvard	7
Completion Percentage	4	2	0.668	James Madison	0.706
Defensive TDs	11	2	3	Bucknell/Grambling/Central Connecticut State	6
First Downs Offense	5	1	322	James Madison	397
Passes Intercepted	12	2	16	Alcorn/Central Connecticut State	21
Passing Offense	2	1	354.4	Northern Arizona	361.0
Scoring Offense	12	1	36.6	Dayton	42.5
Team Passing Efficiency	19	2	150.17	North Dakota State	177.71
Team Sacks	8	2	3.15	Harvard	4.30
Team Tackles For Loss	9	3	8.2	Sam Houston State	10.9
Total Offense	2	1	484.8	Eastern Washington	524.8

Stephen F. Austin

Category	Player	National Rank	SLC Rank	Actual	National Leader	Actual
Field Goal Percentage	Storm Ruiz	14	2	0.808	Seth Harrison, Eastern Washington	1.000
Field Goals per Game	Storm Ruiz	4	1	1.75	Noel Ruiz, North Carolina A&T	1.92

Category	National Rank	SLC Rank	Actual	National Leader	Actual
Net Punting	16	4	38.96	Bucknell	43.43
Punt Return Defense	18	3	4.54	South Dakota State	0.57



TEAM CHAMPIONS

McNeese.....	14
Louisiana Tech*.....	8
Arkansas State*.....	7
Sam Houston State.....	7
Lamar.....	4
Northwestern State.....	4
Stephen F. Austin.....	4
ULM*.....	4
Central Arkansas.....	3
Nicholls.....	3
Troy*.....	3
UT Arlington*.....	3
North Texas*.....	2
Southeastern Louisiana.....	2
Texas State*.....	2
Trinity*.....	1
UIW.....	1

* Indicates former Southland Conference member



Central Arkansas, 2019 Co-Champions

POSTSEASON AWARDS

Coach of the Year

1964.....	Bennie Ellender, Arkansas State
1965.....	Chena Gilstrap, UT Arlington
1966.....	Burley Bearden, UT Arlington
1967.....	Burley Bearden, UT Arlington
1968.....	Bennie Ellender, Arkansas State
1969.....	Bennie Ellender, Arkansas State
1970.....	Bennie Ellender, Arkansas State
.....	Vernon Glass, Lamar
1971.....	Maxie Lambright, Louisiana Tech
1972.....	Maxie Lambright, Louisiana Tech
1973.....	Maxie Lambright, Louisiana Tech
1974.....	Vernon Glass, Lamar
1975.....	Bill Davidson, Arkansas State
1976.....	Jack Doland, McNeese
1977.....	Maxie Lambright, Louisiana Tech
1978.....	Bill Davidson, Arkansas State
1979.....	Ernie Duplechin, McNeese
1980.....	Sam Robertson, UL Lafayette
1981.....	Bud Elliott, UT Arlington
1982.....	Billy Brewer, Louisiana Tech
1983.....	Corky Nelson, North Texas
1984.....	A. L. Williams, Louisiana Tech
1985.....	Larry Lacewell, Arkansas State
1986.....	Larry Lacewell, Arkansas State
1987.....	Pat Collins, ULM
1988.....	Sam Goodwin, Northwestern State
1989.....	Lynn Graves, Stephen F. Austin
1990.....	Bobby Keasler, McNeese
1991.....	Bobby Keasler, McNeese
.....	Ron Randleman, Sam Houston State
1992.....	Dave Roberts, ULM
1993.....	Bobby Keasler, McNeese
1994.....	Matt Simon, North Texas
1995.....	Bobby Keasler, McNeese
1996.....	Darren Barbier, Nicholls
1997.....	Sam Goodwin, Northwestern State
.....	Bobby Keasler, McNeese
1998.....	Sam Goodwin, Northwestern State
1999.....	Larry Blakeney, Troy
2000.....	Larry Blakeney, Troy
2001.....	Ron Randleman, Sam Houston State
2002.....	Daryl Daye, Nicholls
2003.....	Tommy Tate, McNeese
2004.....	Scott Stoker, Northwestern State
2005.....	Jay Thomas, Nicholls
2006.....	Matt Viator, McNeese
2007.....	Matt Viator, McNeese
2008.....	Clint Conque, Central Arkansas
2009.....	J.C. Harper, Stephen F. Austin
2010.....	J.C. Harper, Stephen F. Austin
2011.....	Willie Fritz, Sam Houston State
2012.....	Clint Conque, Central Arkansas
2013.....	Ron Roberts, Southeastern Louisiana
2014.....	Clint Conque, Stephen F. Austin
2015.....	Matt Viator, McNeese
2016.....	K.C. Keeler, Sam Houston State
2017.....	Steve Campbell, Central Arkansas
2018.....	Eric Morris, UIW
2019.....	Frank Scelfo, Southeastern Louisiana

YEAR-BY-YEAR SOUTHLAND CHAMPION

1964.....	Lamar	1993.....	McNeese
1965.....	Lamar	1994.....	North Texas
1966.....	UT Arlington	1995.....	McNeese
.....	Lamar	1996.....	Troy
1967.....	UT Arlington	1997.....	McNeese
1968.....	Arkansas State	Northwestern State
1969.....	Arkansas State	1998.....	Northwestern State
1970.....	Arkansas State	1999.....	Troy
1971.....	Louisiana Tech	Stephen F. Austin
.....	Lamar	2000.....	Troy
.....	Trinity	2001.....	Sam Houston State
1972.....	Louisiana Tech	McNeese
1973.....	Louisiana Tech	2002.....	McNeese
1974.....	Louisiana Tech	2003.....	McNeese
1975.....	Arkansas State	2004.....	Northwestern State
1976.....	McNeese	Sam Houston State
1977.....	Louisiana Tech	2005.....	Nicholls
1978.....	Louisiana Tech	Texas State
.....	Arkansas State	2006.....	McNeese
1979.....	McNeese	2007.....	McNeese
1980.....	McNeese	2008.....	Texas State
1981.....	UT Arlington	2009.....	McNeese
1982.....	Louisiana Tech	Stephen F. Austin
1983.....	North Texas	2010.....	Stephen F. Austin
.....	ULM	2011.....	Sam Houston State
1984.....	Louisiana Tech	2012.....	Central Arkansas
1985.....	Arkansas State	Sam Houston State
1986.....	Arkansas State	2013.....	Southeastern Louisiana
1987.....	ULM	2014.....	Sam Houston State
1988.....	Northwestern State	Southeastern Louisiana
1989.....	Stephen F. Austin	2015.....	McNeese
1990.....	ULM	2016.....	Sam Houston State
1991.....	McNeese	2017.....	Central Arkansas
.....	Sam Houston State	2018.....	UIW
1992.....	ULM	Nicholls
.....	2019.....	Central Arkansas
.....	Nicholls



Sully Laiche, Nicholls

Player of the Year

1964-93.....	None selected
1994.....	Mitch Maher, North Texas
1995.....	Kerry Joseph, McNeese
1996.....	Claude Mathis, Texas State
1997.....	Claude Mathis, Texas State
1998.....	Jermaine Jones, Northwestern State
1999.....	Chris Chaloupka, Sam Houston State
2000.....	C.J. Carroll, Texas State
2001.....	Josh McCown, Sam Houston State
2002.....	Hadley Prince, McNeese
2003.....	B.J. Sams, McNeese
2004.....	Dustin Long, Sam Houston State
2005.....	Barrick Nealy, Texas State
2006.....	Steven Whitehead, McNeese
2007.....	Bryan Smith, McNeese
2008.....	Nathan Brown, Central Arkansas
2009.....	Derrick Fourroux, McNeese
.....	Jeremy Moses, Stephen F. Austin
2010.....	Jeremy Moses, Stephen F. Austin
2011.....	Timothy Flanders, Sam Houston State
2012.....	Timothy Flanders, Sam Houston State
2013.....	Bryan Bennett, Southeastern Louisiana
2014.....	Gus Johnson, Stephen F. Austin
2015.....	Kade Harrington, Lamar
2016.....	Jeremiah Briscoe, Sam Houston State
2017.....	Hayden Hildebrand, Central Arkansas
2018.....	Chase Fourcade, Nicholls
2019.....	Sully Laiche, Nicholls

Offensive Player of the Year

1964.....	None selected
1965.....	Jackie Hall, Trinity
1966.....	Phil Primm, Lamar
1967.....	Mike Baylor, UT Arlington
1968.....	Frank McGuigan, Arkansas State
1969.....	Jim Lindsey, Abilene Christian
1970.....	Jim Lindsey, Abilene Christian
1971.....	Kenny Lantrip, Louisiana Tech
1972.....	Roger Carr, Louisiana Tech
1973.....	Denny Duron, Louisiana Tech
1974.....	Charles McDaniel, Louisiana Tech
1975.....	David Hines, Arkansas State
1976.....	Derrick Jensen, UT Arlington
1977.....	John Henry White, Louisiana Tech
.....	Derrick Jensen, UT Arlington

1978.....	Roy Dewalt, UT Arlington
1979.....	Roy Dewalt, UT Arlington
1980.....	Stephen Starring, McNeese
1981.....	Buford Jordan, McNeese
1982.....	Matt Dunigan, Louisiana Tech
1983.....	Greg Carter, North Texas
1984.....	Scotty Caldwell, UT Arlington
1985.....	Burton Murchison, Lamar
1986.....	Dwane Brown, Arkansas State
1987.....	Stan Humphries, ULM
1988.....	Scott Davis, North Texas
1989.....	Todd Hammel, Stephen F. Austin
1990.....	Cisco Richard, ULM
1991.....	Gilbert Price, Texas State
1992.....	Roosevelt Potts, ULM
1993.....	Robert Cobb, ULM
1994.....	Donald Wilkerson, Texas State
1995.....	Clarence Matthews, Northwestern State
1996.....	Patrick Palmer, Northwestern State
1997.....	Mikhael Ricks, Stephen F. Austin
1998.....	Montressa Kirby, Jacksonville State
1999.....	Chris Chaloupka, Sam Houston State
2000.....	Tony Taylor, Northwestern State
2001.....	Wes Pate, Stephen F. Austin
2002.....	Vick King, McNeese
2003.....	Vick King, McNeese
2004.....	Derrick Johnese, Northwestern State
2005.....	Yale Vannoy, Nicholls
2006.....	D.D. Terry, Sam Houston State
2007.....	Nathan Brown, Central Arkansas
2008.....	Toddrick Pendland, McNeese
2009.....	Bradley George, Texas State
2010.....	Jeremy Moses, Stephen F. Austin
2011.....	Richard Sincere, Sam Houston State
2012.....	Wynrick Smothers, Central Arkansas
2013.....	Cody Stroud, McNeese
2014.....	Bryan Bennett, Southeastern La.
2015.....	Jared Johnson, Sam Houston State
2016.....	Yedidiah Louis, Sam Houston State
2017.....	Davion Davis, Sam Houston State
2018.....	Jazz Ferguson, Northwestern State
2019.....	Chase Fourcade, Nicholls



Chase Fourcade, Nicholls

Offensive Lineman of the Year

1964-2011.....	None selected
2012.....	Corey Howard, Central Arkansas
2013.....	Arinze Agada, McNeese
2014.....	Cole Carruthers, Central Arkansas
2015.....	Donald Jackson III, Sam Houston State
2016.....	Bridge Blount, Sam Houston State
2017.....	John Cook, Central Arkansas
2018.....	Garrett Bowery, Lamar
2019.....	PJ Burkhalter, Nicholls

Defensive Player of the Year

1964.....	None selected
1965.....	Vernon McManus, Lamar
1966.....	Ken Ozee, UT Arlington
1967.....	Marvin Upshaw, Trinity
1968.....	Clovis Swinney, Arkansas State
1969.....	Clovis Swinney, Arkansas State
1970.....	Dennis Meyer, Arkansas State
1971.....	Dennis Meyer, Arkansas State
1972.....	Fred Dean, Louisiana Tech
1973.....	Joe McNeely, Louisiana Tech
1974.....	Fred Dean, Louisiana Tech
1975.....	Jerry Muckensturm, Arkansas State
1976.....	Roy Painter, Arkansas State
1977.....	Larry Anderson, Louisiana Tech
.....	Wesley Williams, Arkansas State
1978.....	Ardis McCann, Louisiana Tech
1979.....	Johnny Robinson, Louisiana Tech
1980.....	Daryl Burckel, McNeese
1981.....	Rusty Guilbeau, McNeese
1982.....	Bruce Daigle, ULM
1983.....	Eugene Seale, Lamar
1984.....	Doug Landry, Louisiana Tech
1985.....	Doug Landry, Louisiana Tech
1986.....	Walter Johnson, Louisiana Tech
.....	Ed Fleming, North Texas
1987.....	John Kulakowski, Northwestern State
1988.....	Eric Lokey, Stephen F. Austin
1989.....	David Whitmore, Stephen F. Austin
1990.....	Mike Pierce, McNeese
1991.....	Andre Carron, Northwestern State
1992.....	Terry Irving, McNeese
1993.....	Terry Irving, McNeese
1994.....	Vincent Landrum, McNeese
1995.....	Kavika Pittman, McNeese
1996.....	Pratt Lyons, Troy
1997.....	Tony Maranto, Northwestern State
1998.....	Charles Ayro, McNeese
1999.....	Anthony Rabb, Troy
2000.....	Keith Davis, Sam Houston State
2001.....	Joe Judge, McNeese
2002.....	Roy Locks, Northwestern State
2003.....	Brent Hafford, Stephen F. Austin
2004.....	Jamall Johnson, Northwestern State
2005.....	Fred Evans, Texas State
2006.....	Bryan Smith, McNeese
2007.....	Kareem Moore, Nicholls
2008.....	Larry Hart, Central Arkansas
2009.....	Larry Hart, Central Arkansas
.....	Tim Knicky, Stephen F. Austin
2010.....	Jabara Williams, Stephen F. Austin
2011.....	Darnell Taylor, Sam Houston State
2012.....	Darnell Taylor, Sam Houston State



Chris Livings, McNeese

Defensive Player of the Year (cont.)

- 2013..... Cquelin Hubert, Southeastern Louisiana
- 2014..... Jonathan Woodard, Central Arkansas
- 2015..... Wallace Scott, McNeese
- 2016..... P.J. Hall, Sam Houston State
- 2017..... George Odum, Central Arkansas
- 2018..... BJ Blunt, McNeese
- 2019..... Chris Livings, McNeese

Freshman of the Year

- 1964-77 None selected
- 1978..... Jessie Clark, Louisiana Tech
- 1979..... Lee Charles Wright, Arkansas State
- 1980..... Buford Jordon, McNeese
- Joey Granger, McNeese
- 1981..... Willie Wiggins, UT Arlington
- 1982..... Doug Landry, Louisiana Tech
- 1983..... Walter Johnson, Louisiana Tech
- 1984 Dwane Brown, Arkansas State
- 1985..... Brian McZeal, McNeese
- 1986..... Matt Stover, Louisiana Tech
- 1987..... Scott Davis, North Texas
- 1988..... Chuck Rawlinson, Stephen F. Austin
- 1989..... Ken Naquin, McNeese
- 1990 Cedric Walker, Stephen F. Austin
- 1991..... Eric Acheson, McNeese
- Darryl Pounds, Nicholls
- 1992..... Kerry Joseph, McNeese
- 1993..... Zack Bronson, McNeese
- 1994 Claude Mathis, Texas State
- 1995..... Jeremiah Trotter, Stephen F. Austin
- 1996 Victor McKnight, Sam Houston State
- 1997..... Matt Dominguez, Sam Houston State
- 1998..... Jessie Burton, McNeese
- 1999 Reggie Stancil, Jacksonville State
- 2000 Josh Son, Nicholls
- 2001 LeJuan Walker, Nicholls
- 2002 Tony Tompkins, Stephen F. Austin
- 2003 Chance Dennis, Stephen F. Austin
- 2004 Broderick Cole, Nicholls
- 2005 Blake Bercegeay, McNeese
- 2006 Derrick Fourroux, McNeese
- 2007 Karrington Bush, Texas State
- 2008 Simmie Yarborough, Southeastern La.
- 2009 Malcolm Bronson, McNeese
- 2010..... Jestin Love, Central Arkansas
- Timothy Flanders, Sam Houston State

OFFENSIVE STATISTICAL TRENDS

Year	GP	Rushing			Passing			Total		
		TC	Avg	GAvg	Att	Pct	GAvg	Avg	GAvg	PPG
1976	66	3,437	3.94	204.9	1,205	45.6	123.7	4.67	328.6	22.6
1977	67	3,370	3.43	172.5	1,301	44.6	126.6	4.29	299.1	17.4
1978	65	3,303	3.54	179.7	1,246	42.2	117.5	4.25	297.1	18.6
1979	66	3,139	3.70	176.0	1,424	46.9	130.5	4.43	306.5	19.2
1980	66	3,100	3.72	174.7	1,470	46.8	132.8	4.44	307.5	19.0
1981	66	3,132	3.95	187.4	1,538	46.8	146.5	4.72	334.0	18.3
1982	66	3,026	3.74	171.6	1,752	47.4	171.2	4.73	342.8	21.0
1983	77	3,790	3.48	171.2	1,568	46.2	126.2	4.27	297.4	15.6
1984	77	3,673	3.33	158.7	1,653	42.8	124.9	4.10	283.6	17.1
1985	77	3,591	3.62	168.7	1,839	47.4	163.4	4.71	332.2	19.7
1986	65	2,952	3.70	168.0	1,490	48.3	152.0	4.68	320.0	21.3
1987	77	3,344	3.58	155.5	1,935	48.5	175.4	4.83	331.0	21.7
1988	77	3,358	3.44	149.9	1,914	48.0	170.0	4.67	319.9	21.0
1989	77	3,217	3.56	148.8	2,101	53.6	193.4	4.96	342.2	21.4
1990	77	3,377	3.85	168.8	1,826	48.2	139.9	4.57	308.7	18.5
1991	88	3,953	3.64	163.4	2,030	47.9	128.1	4.29	291.4	17.9
1992	88	4,012	3.90	177.8	2,054	48.9	157.0	4.86	334.7	22.6
1993	88	3,900	4.40	193.4	2,034	51.9	171.6	5.40	365.0	27.5
1994	77	3,237	4.19	176.2	1,793	52.3	162.2	5.18	338.4	24.1
1995	64	2,652	4.22	174.8	1,654	50.2	174.3	5.19	349.1	24.1
1996	77	3,342	4.39	190.4	1,862	49.2	162.7	5.22	353.1	23.7
1997	88	3,479	3.95	156.3	2,249	52.9	187.3	5.28	343.5	23.4
1998	88	3,404	3.64	140.6	2,274	53.5	180.7	4.98	321.3	23.2
1999	88	3,352	3.93	149.5	2,557	51.7	201.4	5.23	350.9	24.2
2000	87	3,521	4.11	166.3	2,144	51.3	155.9	4.95	322.2	22.9
2001	77	3,139	4.07	166.0	1,994	55.4	195.9	6.57	361.8	26.6
2002	83	3,577	4.12	177.5	1,915	52.5	157.1	5.06	334.7	25.0
2003	69	3,058	4.57	202.6	1,864	53.3	197.3	5.61	399.9	30.1
2004	69	2,942	4.21	179.6	1,893	56.4	207.7	5.53	387.3	28.6
2005	74	3,056	4.37	180.6	2,182	53.5	201.2	5.63	381.8	28.3
2006	78	2,837	4.36	158.5	2,033	55.5	163.8	5.16	322.2	20.1
2007	89	3,622	4.52	183.9	2,528	58.9	204.2	5.61	388.2	26.7
2008	91	3,239	4.24	151.1	3,095	59.0	255.0	5.83	406.1	32.8
2009	92	3,287	4.36	155.7	3,014	61.2	234.3	5.70	390.0	27.8
2010	89	3,168	3.98	141.6	2,956	56.4	220.5	5.09	350.2	24.7
2011	94	3,429	3.98	145.3	3,005	59.2	217.7	5.29	365.1	28.4
2012	94	3,527	4.10	153.7	3,133	58.6	223.1	5.32	376.9	28.3
2013	72	4,080	4.71	190.3	3,582	59.9	265.3	6.01	455.6	35.1
2014	89	5,493	4.44	180.6	4,279	58.0	223.9	5.59	404.4	30.6
2015	76	5,125	4.32	175.9	3,694	56.2	196.0	5.53	387.1	26.6
2016	76	4,856	4.06	157.2	4,420	54.7	246.0	5.51	403.1	29.1
2017	77	4,800	3.95	155.1	4,184	55.3	226.0	5.30	381.0	26.4
2018	74	4,640	4.00	150.8	4,470	58.7	262.3	5.56	410.3	27.9
2019	87	4,970	3.78	138.2	5,187	60.7	270.1	5.47	408.3	28.7

Bold indicates Southland Conference record high

DEFENSIVE STATISTICAL TRENDS

Year	GP	Rushing			Passing			Total		
		TC	Avg	GAvg	Att	Pct	GAvg	Avg	GAvg	PPG
1976	66	3,397	3.81	196.2	1,209	41.9	112.9	4.43	309.1	19.7
1977	67	3,399	3.20	157.5	1,266	44.9	119.0	4.06	276.5	16.2
1978	65	3,390	3.53	183.9	1,199	46.0	122.5	4.34	306.4	18.6
1979	66	3,172	3.53	169.5	1,407	46.3	119.6	4.17	289.1	16.2
1980	66	3,142	4.07	193.8	1,637	47.2	157.8	4.86	351.6	21.8
1981	66	2,996	4.01	181.8	1,561	48.7	159.3	4.94	341.1	19.6
1982	66	2,996	3.71	168.3	1,873	49.3	185.4	4.79	353.7	21.0
1983	77	3,629	3.46	163.1	1,802	45.2	134.4	4.22	297.4	14.6
1984	77	3,469	3.16	142.1	1,769	44.5	137.6	4.11	279.7	17.1
1985	77	3,351	3.40	147.8	2,010	47.1	166.3	4.51	314.1	17.4
1986	65	2,881	3.70	164.1	1,616	48.0	165.4	4.76	329.5	21.3
1987	77	3,353	3.44	149.6	1,987	49.4	172.6	4.65	322.2	21.8
1988	77	3,249	3.14	132.6	2,015	46.3	160.7	4.29	293.3	18.2
1989	77	3,094	3.41	141.6	2,249	51.6	205.5	4.91	347.1	21.2
1990	77	3,209	3.56	148.4	2,025	50.3	174.2	4.66	322.5	19.9
1991	88	3,804	3.50	151.4	2,106	48.4	137.9	4.31	289.2	18.1
1992	88	3,747	3.76	159.9	2,245	49.5	172.0	4.87	331.9	22.2
1993	88	3,741	4.20	177.5	2,176	53.2	177.1	5.27	354.6	26.5
1994	77	3,112	3.54	143.1	2,024	52.9	170.7	4.70	313.7	20.7
1995	64	2,483	3.72	144.4	1,812	52.8	191.5	5.00	335.8	21.0
1996	77	3,219	3.95	165.0	1,954	47.9	155.1	4.76	320.1	20.3
1997	88	3,356	3.61	137.8	2,322	51.9	176.0	4.86	313.8	20.6
1998	88	3,252	3.35	123.7	2,356	52.0	183.9	4.80	307.7	21.7
1999	88	3,652	4.02	166.9	2,379	52.1	187.5	5.17	354.4	25.0
2000	87	3,424	3.83	150.7	2,294	50.9	170.2	4.88	320.9	21.1
2001	77	2,894	3.61	135.6	2,252	53.2	200.9	5.03	336.4	23.0
2002	83	3,369	3.91	158.9	2,038	52.0	165.6	4.98	324.4	22.9
2003	69	2,806	4.98	202.6	1,995	51.9	200.1	5.79	402.7	27.3
2004	69	2,686	3.92	152.4	2,027	55.3	206.1	5.25	358.3	26.4
2005	74	2,988	3.89	157.2	2,123	52.3	203.1	5.44	360.3	27.1
2006	78	2,833	4.27	155.1	2,098	57.3	184.2	5.37	339.3	23.9
2007	89	3,508	4.75	187.5	2,508	57.3	208.7	5.86	396.2	29.1
2008	91	3,346	4.24	155.9	3,135	58.6	251.4	5.72	407.4	31.7
2009	92	3,345	4.32	156.9	2,908	59.2	230.1	5.69	387.0	29.2
2010	89	3,119	3.98	139.3	2,989	57.5	228.8	5.24	368.1	27.0
2011	94	3,455	3.98	146.3	2,969	57.6	216.6	5.30	361.9	28.4
2012	94	3,548	3.99	150.7	3,094	58.2	224.7	5.31	375.4	29.0
2013	72	3,966	4.59	180.4	3,392	57.9	248.0	5.88	428.4	32.3
2014	89	5,532	4.65	190.6	4,149	56.7	224.5	5.79	415.1	31.9
2015	76	4,976	4.82	190.4	3,669	56.6	196.0	5.63	386.4	28.7
2016	76	4,909	4.15	165.9	4,442	57.0	259.8	5.77	425.7	31.8
2017	77	4,923	4.15	167.9	4,058	55.4	233.5	5.58	401.5	29.0
2018	74	4,802	4.12	162.2	4,430	58.1	262.6	5.64	424.8	30.4
2019	87	5,069	3.85	143.4	5,043	61.1	273.5	5.60	418.0	30.0

Bold indicates Southland Conference record low



Trace Mascorro, Sam Houston State

Freshman of the Year (cont.)

- 2011..... Jordan Wells, Southeastern La.
- 2012..... Jonathan Woodard, Central Arkansas
- 2013..... Kade Harrington, Lamar
- 2014..... P.J. Hall, Sam Houston State
- 2015..... Jabari Butler, Abilene Christian
- 2016..... Nathan Stewart, Sam Houston State
- 2017..... Kierre Crossley, Central Arkansas
- 2018..... Jon Copeland, UIW
- 2019..... Tyler Hudson, Central Arkansas

Newcomer of the Year

- 1964-90..... None selected
- 1991..... Wendal Lowrey, ULM
- 1992..... Terrance Brown, North Texas
- 1993..... Irving Spikes, ULM
- 1994..... Chad Reeves, McNeese
- 1995..... Tim Denton, Sam Houston State
- 1996..... John Emery, Nicholls
- 1997..... Ronnie Powell, Northwestern State
- 1998..... Sperguson Wynn, Texas State
- 1999..... Chris Chaloupka, Sam Houston State
- 2000..... Demontray Carter, Troy
- 2001..... Craig Nall, Northwestern State
- 2002..... Roderick Royal, McNeese
- 2003..... Jamall Johnson, Northwestern State
- 2004..... Fred Evans, Texas State
- 2005..... Joseph Tobias, Nicholls
- 2006..... Kareem Moore, Nicholls
- 2007..... Lardarius Webb, Nicholls
- 2008..... Duane Brooks, Stephen F. Austin
- 2009..... Andre Banks, Stephen F. Austin
- 2010..... Andre Anderson, McNeese
- 2011..... Willie Jefferson, Stephen F. Austin
- 2012..... Kevin Johnson, Lamar
- 2013..... Zach Adkins, Northwestern State
- 2014..... Zach Conque, Stephen F. Austin
- 2015..... Myke Tavarres, UIW
- 2016..... James Tabary, McNeese
- 2017..... Lorenzo Nunez, Southeastern Louisiana
- 2018..... Jordan Hoy, Lamar
- Billy McCrary, Abilene Christian
- 2019..... Trace Mascorro, Sam Houston State



Rushing Offense

Year	School	GAvg.
1964	Abilene Christian	212.3
1965	Abilene Christian	208.0
1966	UT Arlington	163.2
1967	Lamar	183.4
1968	Arkansas State	169.5
1969	Arkansas State	215.9
1970	Arkansas State	224.9
1971	Trinity	209.0
1972	Arkansas State	229.5
1973	Arkansas State	264.8
1974	Arkansas State	215.3
1975	Arkansas State	340.5
1976	UT Arlington	286.6
1977	UT Arlington	245.0
1978	UT Arlington	306.3
1979	UT Arlington	301.4
1980	McNeese	297.7
1981	McNeese	281.0
1982	Arkansas State	252.9
1983	Arkansas State	250.7
1984	Arkansas State	279.5
1985	Arkansas State	260.9
1986	Arkansas State	296.3
1987	Sam Houston State	243.9
1988	Northwestern State	198.8
1989	McNeese	207.6
1990	Texas State	278.2
1991	Texas State	287.8
1992	Texas State	252.9
1993	Stephen F. Austin	256.9
1994	Nicholls	258.0
1995	Stephen F. Austin	212.6
1996	Troy	256.2
1997	Stephen F. Austin	195.3
1998	Northwestern State	184.4
1999	Stephen F. Austin	231.5
2000	Jacksonville State	193.9
2001	Jacksonville State	226.5
2002	Nicholls	253.0
2003	Nicholls	312.6
2004	Nicholls	249.3
2005	Nicholls	364.8
2006	Nicholls	233.9
2007	Nicholls	266.4
2008	McNeese	228.3
2009	McNeese	218.0
2010	Sam Houston State	186.5
2011	Sam Houston State	255.9
2012	Sam Houston State	268.3
2013	Sam Houston State	265.0
2014	Sam Houston State	241.6
2015	Lamar	266.8
2016	Northwestern State	190.5
2017	Southeastern La.	283.1
2018	Nicholls	246.8
2019	Nicholls	196.1

Passing Offense

Year	School	GAvg.
1964	Trinity	125.3
1965	UT Arlington	170.3
1966	Lamar	163.6
1967	UT Arlington	174.4
1968	Abilene Christian	273.8
1969	Abilene Christian	274.3
1970	Abilene Christian	267.0
1971	Louisiana Tech	218.0
1972	Abilene Christian	197.2
1973	Louisiana Tech	170.5
1974	Louisiana Tech	159.9
1975	Louisiana Tech	222.6
1976	Louisiana Tech	245.2
1977	Louisiana Tech	232.0
1978	Louisiana Tech	185.0
1979	Lamar	248.1
1980	Louisiana Tech	201.9
1981	Lamar	217.6
1982	Louisiana Tech	276.8
1983	Louisiana Tech	209.8
1984	Louisiana Tech	185.6
1985	ULM	262.9
1986	ULM	227.4
1987	ULM	286.6
1988	North Texas	230.0
1989	Stephen F. Austin	362.4
1990	ULM	207.5
1991	ULM	220.5
1992	ULM	249.8
1993	ULM	283.1
1994	North Texas	268.6
1995	Texas State	248.1
1996	McNeese	228.8
1997	Jacksonville State	263.3
1998	Nicholls	215.8
1999	Sam Houston State	296.5
2000	Sam Houston State	212.9
2001	Sam Houston State	280.1
2002	Stephen F. Austin	222.0
2003	Texas State	260.8
2004	Sam Houston State	358.5
2005	Stephen F. Austin	283.5
2006	Texas State	201.4
2007	Central Arkansas	293.0
2008	Stephen F. Austin	345.8
2009	Stephen F. Austin	343.7
2010	Stephen F. Austin	362.2
2011	Stephen F. Austin	318.8
2012	Stephen F. Austin	385.5
2013	Stephen F. Austin	389.0
2014	Lamar	314.3
2015	Sam Houston State	277.2
2016	Sam Houston State	368.3
2017	Sam Houston State	362.7
2018	UIW	322.7
2019	Southeastern Louisiana	354.4

Total Offense

Year	School	GAvg.
1964	Abilene Christian	292.3
1965	Lamar	317.6
1966	Arkansas State	299.8
1967	Lamar	355.3
1968	Abilene Christian	378.0
1969	Abilene Christian	380.4
1970	Abilene Christian	267.0
1971	Louisiana Tech	411.1
1972	Louisiana Tech	362.6
1973	Louisiana Tech	395.8
1974	Louisiana Tech	370.0
1975	Louisiana Tech	399.4
1976	Louisiana Tech	414.5
1977	Louisiana Tech	385.7
1978	UT Arlington	391.0
1979	UT Arlington	391.3
1980	McNeese	379.6
1981	McNeese	401.2
1982	ULM	392.3
1983	ULM	366.8
1984	Arkansas State	359.9
1985	ULM	381.2
1986	Arkansas State	378.9
1987	Sam Houston State	445.8
1988	Northwestern State	401.4
1989	Stephen F. Austin	487.1
1990	Texas State	361.2
1991	Texas State	381.4
1992	ULM	453.2
1993	ULM	472.8
1994	North Texas	392.8
1995	Stephen F. Austin	404.5
1996	Northwestern State	400.5
1997	Stephen F. Austin	408.1
1998	Northwestern State	380.5
1999	Sam Houston State	420.9
2000	McNeese	387.9
2001	Sam Houston State	437.4
2002	Stephen F. Austin	388.6
2003	Texas State	443.4
2004	Sam Houston State	471.4
2005	Texas State	439.1
2006	Texas State	351.6
2007	Central Arkansas	452.2
2008	McNeese	464.1
2009	Stephen F. Austin	296.3
2010	Stephen F. Austin	442.9
2011	Stephen F. Austin	439.4
2012	Stephen F. Austin	504.5
2013	Stephen F. Austin	572.0
2014	Lamar	503.0
2015	Sam Houston State	531.7
2016	Sam Houston State	547.3
2017	Sam Houston State	538.1
2018	UIW	483.2
2019	Southeastern Louisiana	484.8



YEARLY LEADERS

HISTORY & RECORDS

Scoring Offense

Year	School	GAvg.
1964	Abilene Christian	16.7
1965	Abilene Christian	21.8
1966	Arkansas State	24.7
1967	Lamar	24.8
1968	UT Arlington	26.4
1969	Abilene Christian	31.7
1970	Abilene Christian	33.3
1971	Louisiana Tech	27.4
1972	Louisiana Tech	27.1
1973	Louisiana Tech	26.5
1974	Louisiana Tech	29.4
1975	Arkansas State	32.3
1976	Louisiana Tech	30.5
1977	Louisiana Tech	25.5
1978	McNeese	25.0
1979	UT Arlington	31.1
1980	McNeese	27.6
1981	McNeese	28.7
1982	ULM	28.5
1983	North Texas	23.5
1984	Arkansas State	26.9
1985	Arkansas State	26.3
1986	Arkansas State	27.6
1987	Sam Houston State	35.6
1988	Northwestern State	30.2
1989	Stephen F. Austin	36.4
1990	Texas State	24.4
1991	Texas State	27.9
1992	ULM	35.3
1993	ULM	39.2
1994	North Texas	29.4
1995	Stephen F. Austin	31.7
1996	Troy	33.4
1997	McNeese	30.0
1998	McNeese	33.5
1999	Stephen F. Austin	35.4
2000	McNeese	27.3
	Troy	27.3
2001	Sam Houston State	37.5
2002	McNeese	31.9
2003	Nicholls	35.4
2004	Sam Houston State	37.0
2005	Texas State	37.0
2006	McNeese	25.2
2007	McNeese	35.2
2008	Central Arkansas	37.5
	McNeese	37.5
2009	McNeese	35.0
2010	Stephen F. Austin	36.2
2011	Sam Houston State	36.9
2012	Sam Houston State	40.0
2013	Sam Houston State	41.1
2014	Central Arkansas	40.7
2015	Sam Houston State	41.1
2016	Sam Houston State	49.5
2017	Sam Houston State	43.3
2018	UIW	32.5
2019	Southeastern Louisiana	36.6

Rushing Defense

Year	School	GAvg.
1964	UT Arlington	144.9
1965	UT Arlington	87.7
1966	Trinity	105.5
1967	Trinity	61.2
1968	Arkansas State	105.8
1969	Arkansas State	106.0
1970	Arkansas State	117.5
1971	Louisiana Tech	105.4
1972	Louisiana Tech	128.5
1973	Louisiana Tech	109.7
1974	Arkansas State	110.1
1975	Arkansas State	101.4
1976	McNeese	164.2
1977	Louisiana Tech	106.1
1978	Arkansas State	144.3
1979	UT Arlington	110.3
1980	McNeese	119.5
1981	Arkansas State	123.5
1982	ULM	124.1
1983	ULM	109.8
1984	Arkansas State	78.5
1985	Arkansas State	96.3
1986	Arkansas State	108.8
1987	Sam Houston State	111.8
1988	Stephen F. Austin	83.6
1989	Stephen F. Austin	89.5
1990	Texas State	134.7
1991	McNeese	99.0
1992	McNeese	111.8
1993	McNeese	90.5
1994	Stephen F. Austin	91.0
1995	McNeese	60.9
1996	Troy	130.5
1997	Troy	96.2
1998	McNeese	93.1
1999	Troy	97.3
2000	McNeese	98.5
2001	McNeese	84.7
2002	Northwestern State	99.4
2003	Northwestern State	112.4
2004	Northwestern State	94.0
2005	Nicholls	120.0
2006	Northwestern State	119.9
2007	McNeese	153.2
2008	McNeese	118.9
2009	Central Arkansas	100.2
2010	Sam Houston State	100.1
2011	Sam Houston State	72.9
2012	Sam Houston State	98.5
2013	Sam Houston State	143.2
2014	McNeese	112.5
2015	McNeese	87.4
2016	Central Arkansas	72.8
2017	McNeese	54.5
2018	Nicholls	105.4
2019	Sam Houston State	69.9

Passing Defense

Year	School	GAvg.
1964	Arkansas State	64.6
1965	Arkansas State	66.0
1966	Trinity	89.2
1967	Arkansas State	111.6
1968	Trinity	168.9
1969	Abilene Christian	136.9
1970	Abilene Christian	126.5
1971	UT Arlington	102.9
1972	UL Lafayette	88.0
1973	Louisiana Tech	74.3
1974	Louisiana Tech	96.7
1975	Lamar	101.2
1976	Lamar	78.9
1977	UL Lafayette	109.2
1978	Arkansas State	95.8
1979	UL Lafayette	100.9
1980	Louisiana Tech	120.8
1981	UL Lafayette	127.4
1982	Arkansas State	160.5
1983	Louisiana Tech	111.4
1984	Louisiana Tech	105.5
1985	McNeese	149.3
1986	ULM	131.5
1987	Northwestern State	133.6
1988	McNeese	127.3
1989	Northwestern State	164.0
1990	Sam Houston State	138.6
1991	ULM	113.8
1992	Northwestern State	150.8
1993	McNeese	85.5
1994	Nicholls	118.8
1995	Texas State	169.0
1996	Stephen F. Austin	127.7
1997	McNeese	146.5
1998	McNeese	144.7
1999	Texas State	146.5
2000	Sam Houston State	121.1
2001	McNeese	168.9
2002	Stephen F. Austin	144.0
2003	Northwestern State	175.2
2004	Northwestern State	180.7
2005	Texas State	177.6
2006	Nicholls	148.9
2007	Central Arkansas	185.2
2008	Northwestern State	229.5
2009	Central Arkansas	197.8
2010	Central Arkansas	204.2
2011	Stephen F. Austin	177.3
2012	Lamar	199.8
2013	Lamar	197.6
2014	Southeastern Louisiana	178.1
2015	Nicholls	178.2
2016	Lamar	189.3
2017	Abilene Christian	195.6
2018	Sam Houston State	219.5
2019	Northwestern State	255.9



Total Defense

Year	School	GAvg.
1964	Arkansas State	195.1
1965	Arkansas State	225.0
1966	Trinity	194.8
1967	Trinity	207.4
1968	Arkansas State	275.5
1969	Arkansas State	309.0
1970	Arkansas State	270.0
1971	Louisiana Tech	272.3
1972	Louisiana Tech	236.1
1973	Louisiana Tech	184.0
1974	Arkansas State	234.5
1975	Arkansas State	215.7
1976	McNeese	255.2
1977	Louisiana Tech	220.1
1978	Arkansas State	240.1
1979	UT Arlington	259.4
1980	UL Lafayette	294.6
1981	Arkansas State	271.0
1982	ULM	326.4
1983	ULM	238.1
1984	Louisiana Tech	233.5
1985	Arkansas State	258.8
1986	ULM	281.5
1987	ULM	303.8
1988	Stephen F. Austin	233.8
1989	Northwestern State	321.3
1990	Sam Houston State	279.2
1991	McNeese	242.4
1992	ULM	319.3
1993	McNeese	249.5
1994	McNeese	259.5
1995	McNeese	272.1
1996	Nicholls	278.0
1997	McNeese	245.3
1998	McNeese	227.2
1999	Texas State	271.1
2000	McNeese	261.3
2001	McNeese	253.6
2002	Northwestern State	276.6
2003	Northwestern State	287.3
2004	Northwestern State	274.7
2005	Nicholls	308.6
2006	Northwestern State	299.4
2007	Nicholls	352.5
2008	McNeese	350.8
2009	Central Arkansas	298.0
2010	McNeese	343.0
2011	Sam Houston State	279.9
2012	Sam Houston State	333.5
2013	Southeastern Louisiana	386.0
2014	Southeastern Louisiana	293.2
2015	McNeese	300.2
2016	Central Arkansas	336.3
2017	McNeese	262.5
2018	Nicholls	337.7
2019	Sam Houston State	330.0

Scoring Defense

Year	School	GAvg.
1964	Arkansas State	7.3
1965	Arkansas State	11.9
1966	Arkansas State	12.1
1967	Arkansas State	12.9
1968	Trinity	14.6
1969	Arkansas State	14.0
1970	Arkansas State	11.3
1971	UL Lafayette	15.2
1972	UL Lafayette	11.3
1973	Louisiana Tech	5.9
1974	Louisiana Tech	10.3
1975	Arkansas State	7.4
1976	UL Lafayette	13.5
1977	Louisiana Tech	12.1
1978	Arkansas State	13.1
1979	McNeese	9.8
1980	McNeese	12.5
1981	Arkansas State	14.5
1982	Louisiana Tech	14.3
1983	North Texas	10.6
1984	Louisiana Tech	12.0
1985	McNeese	11.5
1986	Arkansas State	11.9
1987	Stephen F. Austin	16.6
1988	Stephen F. Austin	10.1
1989	Northwestern State	17.9
1990	Sam Houston State	17.0
1991	McNeese	12.2
1992	Texas State	17.3
1993	McNeese	15.5
1994	McNeese	15.9
1995	McNeese	8.9
1996	Troy	14.0
1997	McNeese	10.5
1998	McNeese	12.4
1999	Troy	18.2
2000	Troy	14.5
2001	McNeese	17.5
2002	Nicholls	17.7
2003	Stephen F. Austin	20.9
2004	Stephen F. Austin	23.3
2005	Texas State	20.3
2006	Nicholls	20.7
2007	McNeese	18.3
2008	Central Arkansas	25.7
2009	Central Arkansas	17.1
2010	Central Arkansas	21.2
2011	Sam Houston State	14.9
2012	McNeese	21.2
2013	Southeastern Louisiana	22.7
2014	Southeastern Louisiana	17.7
2015	McNeese	13.2
2016	Central Arkansas	21.7
2017	McNeese	17.1
2018	Nicholls	21.8
2019	Sam Houston State	17.8



YEARLY INDIVIDUAL STAT LEADERS

HISTORY & RECORDS

Rushing Yards Per Game

Year	Name, School	Car.	Yds.	Avg.	GAvg.
1964	Dennis Hagaman, ACU	111	487	4.3	48.7
1965	Jacky Roland, ACU	111	598	5.4	66.5
1966	Tery Gwin, ASU	135	607	4.5	67.5
1967	Tom Smiley, LU	174	890	5.1	89.0
1968	Frank McGuigan, ASU	269	1,220	4.5	122.0
1969	Calvin Harrell, ASU	205	841	4.1	105.2
1970	Calvin Harrell, ASU	232	1,131	4.8	125.7
1971	Calvin Harrell, ASU	216	961	4.5	106.8
1972	Enos Hicks, MCN	154	906	5.9	90.6
1973	David Mitchell, ASU	191	968	5.1	96.8
1974	Willie Harris, ASU	150	654	4.4	81.8
1975	Dennis Bolden, ASU	186	1,191	6.4	108.3
1976	Derrick Jensen, UTA	233	1,266	5.9	115.1
1977	Derrick Jensen, UTA	233	1,119	4.8	101.7
1978	Larry Lawrence, ASU	254	1,039	4.1	94.5
1979	Artie Shankle, MCN	202	853	4.2	94.7
1980	Theron McClendon, MCN	237	1,175	5.0	106.8
1981	Buford Jordan, MCN	205	1,267	6.2	115.2
1982	Scotty Caldwell, UTA	212	1,216	5.7	110.5
1983	Buford Jordan, MCN	211	1,007	4.8	125.9
1984	Scotty Caldwell, UTA	231	929	4.0	92.9
1985	Burton Murchison, LU	265	1,547	5.8	140.6
1986	Tony Citizen, MCN	197	1,088	5.5	98.9
1987	Luther Turner, SHSU	225	1,085	4.8	98.6
1988	Bill Jones, TXST	207	876	4.2	79.6
1989	Larry Centers, SFA	245	1,165	4.8	105.9
1990	Reggie Rivers, TXST	215	1,145	5.3	105.9
1991	Roosevelt Potts, ULM	239	1,103	4.6	100.3
1992	Greg Robinson, ULM	159	1,011	6.4	91.9
1993	Irving Spikes, ULM	246	1,563	6.4	142.1
1994	Donald Wilkerson, TXST	302	1,569	5.2	142.6
1995	Clarence Matthews, NSU	230	1,384	6.0	125.8
1996	Claude Mathis, TXST	294	1,593	5.4	144.8
1997	Claude Mathis, TXST	311	1,595	5.1	145.0
1998	Jessie Burton, MCN	197	1,037	5.3	115.2
1999	Tony Taylor, NSU	263	1,441	5.5	131.0
2000	Tony Taylor, NSU	302	1,506	5.0	136.9
2001	Rondy Rogers, JSU	212	1,417	6.7	128.8
2002	Lee Davis, TXST	173	778	4.6	78.8
2003	Vick King, MCN	210	1,240	5.9	112.7
2004	Derrick Johnese, NSU	153	1,094	7.2	91.2
2005	Barrick Nealy, TXST	159	1,057	6.6	75.5
2006	D.D. Terry, SHSU	215	1,328	6.2	132.8
2007	Byron Lawrence, NSU	246	1,377	5.6	125.2
2008	Toddrick Pendland, MCN	219	1,431	6.5	130.1
2009	Brent Grimes, UCA	200	1,222	6.1	101.8
2010	Timothy Flanders, SHSU	172	948	5.5	94.8
2011	Timothy Flanders, SHSU	298	1,644	5.5	109.6
2012	Timothy Flanders, SHSU	288	1,642	5.7	109.5
2013	Timothy Flanders, SHSU	241	1,430	5.9	102.1
2014	Gus Johnson, SFA	256	1,683	6.6	129.5
2015	Kade Harrington, LU	266	2,092	7.9	190.2
2016	Kade Harrington, LU	124	636	5.1	90.9
2017	Corey Avery, SHSU	186	1,110	6.0	79.3
2018	Ra'Quanne Dickens, UIW	177	1,117	6.3	101.5
2019	Dreshawn Minnieweather, HBU	105	723	6.9	90.4

Total Passing Yards

Year	Name, School	Att.-Cmp.-Int.	TD	Yds.
1964	Les Obie, TU	174-91-4	7	937
1965	Les Obie, TU	269-130-19	8	1,434
1966	Phil Primm, LU	202-102-9	16	1,549
1967	Randy McCollum, LU	232-115-8	14	1,533
1968	Jim Lindsey, ACU	396-204-19	18	2,717
1969	Jim Lindsey, ACU	391-207-19	19	2,686
1970	Jim Lindsey, ACU	369-198-20	22	2,707
1971	Ken Lantrip, LTU	221-119-12	13	2,105
1972	Clint Longley, ACU	332-161-21	9	2,062
1973	Denny Duron, LTU	199-93-8	13	1,607
1974	Barry Pollard, ULL	169-75-13	4	848
1975	Steve Haynes, LTU	104-66-6	9	1,066
1976	Steve Haynes, LTU	216-120-11	16	1,981
1977	Keith Thibodeaux, LTU	260-137-17	9	2,384
1978	Larry Haynes, LU	184-92-11	8	1,261
1979	Larry Haynes, LU	398-231-18	21	2,637
1980	Matt Dunigan, LTU	313-149-13	9	1,939
1981	Fred Hessen, LU	366-180-16	14	2,108
1982	John Holman, ULM	462-218-16	20	2,964
1983	David Brewer, LTU	329-161-21	9	1,848
1984	Don Richards, MCN	217-112-9	2	1,449
1985	Bubby Brister, ULM	342-191-14	17	2,880
1986	Scott Dieterich, MCN	279-141-11	9	2,031
1987	Stan Humphries, ULM	338-176-15	18	2,622
1988	Scott Davis, UNT	270-158-15	12	2,409
1989	Todd Hammel, SFA	401-238-13	34	3,915
1990	Doug Pederson, ULM	341-190-14	9	2,152
1991	Eric Acheson, MCN	195-83-11	1	975
1992	Wendal Lowrey, ULM	227-147-9	16	2,190
1993	Robert Cobb, ULM	345-197-8	29	3,008
1994	Mitch Maher, UNT	319-202-12	25	2,840
1995	David Williams, TXST	349-187-13	18	2,395
1996	Tim Leger, MCN	288-143-18	15	2,361
1997	Blake Prejean, MCN	266-161-9	13	2,420
1998	Brad Zeller, NICH	370-202-12	13	2,367
1999	Chris Chaloupka, SHSU	271-168-13	21	2,503
2000	Slade Nagle, MCN	285-160-18	15	1,983
2001	Josh McCown, SHSU	341-210-8	29	2,884
2002	Scott Pendarvis, MCN	289-163-6	11	2,050
2003	Barrick Nealy, TXST	473-240-17	21	2,608
2004	Dustin Long, SHSU	531-333-18	39	3,277
2005	Barrick Nealy, TXST	363-208-9	21	2,875
2006	Danny Southall, SFA	294-169-4	8	1,877
2007	Nathan Brown, UCA	377-256-10	26	3,084
2008	Jeremy Moses, SFA	598-352-20	41	4,026
2009	Jeremy Moses, SFA	566-385-21	40	4,124
2010	Jeremy Moses, SFA	500-336-7	34	3,998
2011	Nathan Dick, UCA	402-258-9	32	3,275
2012	Brady Attaway, SFA	570-334-21	29	3,671
2013	Brady Attaway, SFA	584-349-21	32	4,268
2014	Caleb Berry, LU	459-269-13	33	3,709
2015	Trent Brittain, UIW	352-183-13	9	2,254
2016	Jeremiah Briscoe, SHSU	503-315-10	57	4,602
2017	Jeremiah Briscoe, SHSU	579-335-16	45	5,003
2018	Chason Virgil, SLU	417-248-13	17	3,034
2019	Bailey Zappe, HBU	560-357-15	35	3,811

YEARLY INDIVIDUAL STAT LEADERS



Total Offense

Year	Name, School	TP	Rush	Pass	Yds.
1964	Les Obie, TU	205	47	937	984
1965	Les Obie, TU	342	155	1,434	1,589
1966	Phil Primm, LU	276	211	1,549	1,760
1967	Mike Baylor, UTA	307	177	1,384	1,561
1968	Jim Lindsey, ACU	515	23	2,717	2,740
1969	Jim Lindsey, ACU	450	-40	2,686	2,646
1970	Jim Lindsey, ACU	440	-15	2,707	2,654
1971	Ken Lantrip, LTU	323	128	2,105	2,233
1972	Clint Longley, ACU	409	160	2,062	2,222
1973	Denny Duron, LTU	260	56	1,607	1,663
1974	Johnnie Thibodeaux, MCN	268	319	1,221	1,540
1975	Roy Henry, ULL	230	301	1,135	1,436
1976	Steve Haynes, LTU	259	-112	1,981	1,869
1977	Keith Thibodeaux, LTU	340	-59	2,384	2,325
1978	Roy Dewalt, UTA	316	841	870	1,711
1979	Larry Haynes, LU	449	-221	2,637	2,416
1980	Matt Dunigan, LTU	430	-73	1,939	1,866
1981	Matt Dunigan, LTU	425	54	1,898	1,952
1982	Matt Dunigan, LTU	527	113	2,843	2,964
1983	Tim Langford, ASU	341	573	1,156	1,729
1984	Don Richards, MCN	330	158	1,449	1,607
1985	Bubby Brister, ULM	425	-176	2,880	2,704
1986	Scott Dieterich, MCN	344	-34	2,031	1,997
1987	Stan Humphries, ULM	414	146	2,622	2,768
1988	Scott Davis, UNT	434	439	2,409	2,848
1989	Todd Hammel, SFA	487	-92	3,915	3,823
1990	Scott Davis, UNT	462	643	1,550	2,193
1991	Gilbert Price, TXST	391	837	954	1,791
1992	Mitch Maher, UNT	386	167	2,090	2,257
1993	Robert Cobb, ULM	373	-43	3,008	2,965
1994	Mitch Maher, UNT	398	175	3,015	3,190
1995	David Williams, TXST	390	-9	2,395	2,386
1996	Tim Leger, MCN	407	187	2,361	2,548
1997	Montressa Kirby, JSU	490	101	2,816	2,917
1998	Brad Zeller, NICH	509	582	2,367	2,949
1999	Chris Chaloupka, SHSU	301	36	2,503	2,539
2000	Slade Nagle, MCN	298	-25	1,983	1,958
2001	Josh McCown, SHSU	431	354	2,884	3,238
2002	Scott Pendarvis, MCN	354	-65	2,050	1,985
2003	Barrick Nealy, TXST	606	261	3,129	3,390
2004	Dustin Long, SHSU	576	-12	4,588	4,576
2005	Barrick Nealy, TXST	522	1,057	2,875	3,932
2006	Danny Southall, SFA	403	418	1,877	2,295
2007	Nathan Brown, UCA	438	132	2,084	3,216
2008	Rhett Bomar, SHSU	517	187	3,355	3,542
2009	Jeremy Moses, SFA	617	37	4,161	4,124
2010	Jeremy Moses, SFA	566	-68	3,998	3,930
2011	Nathan Dick, UCA	461	108	3,275	3,383
2012	Brady Attaway, SFA	590	-153	3,671	3,518
2013	Brady Attaway, SFA	600	-58	4,268	4,210
2014	Caleb Berry, LU	555	226	3,709	3,935
2015	Trent Brittain, UIW	443	407	2,254	2,661
2016	Jeremiah Briscoe, SHSU	348	-53	4,602	4,549
2017	Jeremiah Briscoe, SHSU	606	-6	5,003	4,997
2018	Chase Fourcade, NICH	504	659	2,930	3,589
2019	Bailey Zappe, HBU	613	0	3,811	3,811

Receiving Yards

Year	Name, School	Rec.	Yds.	TD	CPG
1964	Johnnie Jones, TU	36	358	2	3.6
1965	Truman Franks, TU	73	765	3	7.3
1966	Jackie Hall, TU	40	405	0	4.4
1967	Gerald Jumper, ASU	47	727	0	5.2
1968	Bill Lockey, ACU	66	982	9	6.6
1969	Ronnie Vinson, ACU	82	1,214	9	8.2
1970	Ronnie Vinson, ACU	60	1,042	9	5.5
1971	Bill Hodge, TU	50	740	4	5.0
1972	Roger Carr, LTU	40	1,018	5	3.6
1973	Joe Browser, LU	38	545	3	3.8
1974	Pat Tilley, LTU	29	497	4	3.6
1975	Pat Tilley, LTU	53	926	6	5.3
1976	Billy Ryckman, LTU	77	1,382	10	7.0
1977	Rod Foppe, LTU	59	1,274	5	5.4
1978	Scooter Spruiell, LTU	37	642	4	4.1
1979	Howard Robinson, LU	59	842	12	5.4
1980	Sam Choice, LU	34	579	4	3.1
	Alfred Mask, LU	34	368	3	3.1
	Leland Padgett, LTU	34	547	2	3.1
1981	Herbert Harris, LU	61	911	7	5.6
1982	Tag Rome, ULM	46	604	4	4.2
1983	Karl Terrebonne, LTU	43	523	1	3.9
1984	Joey Evans, ULM	47	672	4	4.3
1985	Keith Arbon, UTA	54	860	3	4.9
1986	Flip Johnson, MCN	62	939	7	5.6
1987	Eric Tennessee, TXST	49	749	4	4.9
1988	Jackie Harris, ULM	43	512	2	6.1
1989	Cisco Richard, ULM	61	481	1	5.6
1990	Eric Wright, SFA	47	713	10	5.2
1991	Eric Cox, ULM	49	535	0	4.5
1992	Vincent Brisby, ULM	56	1,050	9	5.6
1993	Blake Vincent, SHSU	46	643	1	4.2
1994	David Brown, UNT	63	977	11	5.7
1995	Terence Davis, MCN	46	890	13	4.2
1996	Michael Pearce, SFA	53	620	1	4.8
1997	Ronald Bonner, SHSU	61	1,005	8	5.6
1998	Matt Dominguez, SHSU	57	805	6	5.2
1999	Matt Dominguez, SHSU	66	1,156	13	6.0
2000	Matt Dominguez, SHSU	44	495	4	4.4
2001	Jonathon Cooper, SHSU	78	1,304	17	7.1
2002	Jason Mathenia, SHSU	52	749	2	4.7
2003	B.J. Sams, MCN	63	889	7	5.3
2004	Jarrold Fuller, SHSU	99	1,383	8	7.1
2005	Markee White, TXST	56	786	5	4.3
2006	Crawford Kilpatrick, SLU	47	391	3	4.3
2007	Cameron Luke, TXST	60	1,035	12	5.4
2008	Duane Brooks, SFA	68	863	4	6.8
2009	Duane Brooks, SFA	117	1,070	6	9.0
2010	Cordell Roberson, SFA	61	1,011	16	5.1
2011	J.J. Hayes, LU	53	951	8	4.8
2012	Cordell Roberson, SFA	77	1,006	10	8.6
2013	Tyler Boyd, SFA	79	1,183	8	6.6
2014	Mark Roberts, LU	46	1,157	13	3.8
2015	Desmond Smith, UCA	67	817	2	6.1
2016	Yedidiah Louis, SHSU	76	1,152	14	15.2
2017	Nathan Stewart, SHSU	72	1,648	14	5.1
2018	Jazz Ferguson, NSU	66	1,117	13	6.0
2019	Ben Ratzlaff, HBU	87	1,139	12	7.3



YEARLY INDIVIDUAL STAT LEADERS

HISTORY & RECORDS

All-Purpose Yards

Year	Name, School	Rush	Rcv.	Ret.	Yds.
1978	Larry Lawrence, ASU	1,039	151	16	1,206
1979	Rodney Smith, ULL	782	156	576	1,514
1980	Theron McClendon, MCN	1,175	84	89	1,348
1981	Burford Jordan, MCN	1,267	106	234	1,607
1982	Scotty Caldwell, UTA	1,216	336	0	1,552
1983	Bobby Craighhead, ULM	982	127	449	1,558
1984	Simon Jordan, MCN	1,020	186	0	1,206
1985	Burton Murchison, LU	1,547	40	0	1,587
1986	Flip Johnson, MCN	74	939	682	1,695
1987	Jeff Steele, ULM	196	397	761	1,354
1988	Jeff Steele, ULM	114	188	1,013	1,315
1989	Larry Centers, SFA	1,165	630	22	1,817
1990	Reggie Rivers, TXST	1,145	89	374	1,608
1991	Roosevelt Potts, ULM	1,103	171	0	1,274
1992	Roosevelt Potts, ULM	1,004	262	0	1,266
1993	Irving Spikes, ULM	1,563	150	0	1,713
1994	Donald Wilkerson, TXST	1,569	131	348	2,048
1995	Clarence Matthews, NSU	1,384	194	699	2,277
1996	Claude Mathis, TXST	1,593	80	178	1,851
1997	Claude Mathis, TXST	1,595	42	162	1,799
1998	Jessie Burton, MCN	1,037	145	55	1,237
1999	KaRon Coleman, SFA	929	219	489	1,637
2000	Tony Taylor, NSU	1,506	122	141	1,769
2001	Rondy Rogers, JSU	1,417	186	0	1,603
2002	Tony Tompkins, SFA	688	255	852	1,795
2003	B.J. Sams, MCN	299	889	815	2,003
2004	Tony Tompkins, SFA	66	821	656	1,543
2005	Barrick Nealy, TXST	1,057	31	0	1,088
2006	D.D. Terry, SHSU	1,328	237	0	1,565
2007	Jay Lucas, SLU	1,239	485	0	1,724
2008	Karrington Bush, TXST	1,065	210	1,055	2,330
2009	Vincent Pervis, SFA	919	177	455	1,551
2010	Gralyn Crawford, SFA	5	981	286	2,207
2011	Timothy Flanders, SHSU	1,644	414	0	2,058
2012	Trey Diller, SHSU	62	927	882	1,871
2013	Diontae Spencer, MCN	55	835	1,005	1,895
2014	Ed Eagan, NSU	7	908	1,254	2,169
2015	Kade Harrington, LU	2,092	213	39	2,344
2016	Jatavious Wilson, UCA	97	891	619	1,607
2017	Nathan Stewart, SHSU	3	1,648	135	1,786
2018	Juwan Petit-Frere, SLU	150	796	471	1,417
2019	Julien Gums, NICH	1,232	164	0	1,396

All-Purpose Running statistics were not compiled prior to the 1978 season.

Scoring

Year	Name, School	TD	XP	FG	Pts.
1964	Obert Logan, TU	11	0	0	66
1965	Darrell LaFitte, LU	7	2	0	44
1966	Steve Gankiewicz, ASU	13	0	0	78
1967	Steve Gankiewicz, ASU	9	0	0	54
1968	Frank McGuigan, ASU	15	2	0	92
1969	Ronnie Vinson, ACU	9	2	0	56
	Skipper Butler, UTA	0	23	11	56
1970	Don Harr, ACU	13	0	0	78
	Calvin Harrell, ASU	13	0	0	78
1971	Charles McDaniel, LTU	17	2	0	104
1972	Glenn Berteau, LTU	11	2	0	68
1973	Steve Burks, ASU	18	2	0	110
1974	Charles McDaniel, LTU	15	0	0	90
1975	David Hines, ASU	17	0	0	102
1976	Arry Moody, LTU	17	4	0	106
1977	John Roveto, ULL	0	24	19	81
1978	George Yates, LTU	10	0	0	60
1979	Brian Happel, UTA	0	40	12	76
1980	Don Stump, MCN	0	33	9	60
1981	Burford Jordan, MCN	18	2	0	110
1982	Scotty Caldwell, UTA	13	2	0	80
1983	Tony Whittington, MCN	0	19	17	70
1984	Rickey Jemison, ASU	11	0	0	66
1985	George Benyola, LTU	0	23	24	95
1986	Scott Roper, ASU	0	33	21	96
1987	Luther Turner, SHSU	20	0	0	120
1988	Keith Chapman, UNT	0	37	19	94
1989	Tony Citizen, MCN	15	2	0	92
1990	Eric Wright, SFA	10	4	0	64
1991	Todd Scott, TXST	12	0	0	72
1992	Greg Robinson, ULM	14	0	0	84
1993	Jose Larios, MCN	0	32	22	98
1994	Jose Larios, MCN	0	30	13	69
1995	Clarence Matthews, NSU	13	0	0	78
	Terence Davis, MCN	13	0	0	78
1996	Claude Mathis, TXST	17	0	0	102
1997	Shonz LaFrenz, MCN	0	37	17	88
1998	Jessie Burton, MCN	19	0	0	114
1999	KaRon Coleman, SFA	16	2	0	98
2000	Lawrence Tynes, TROY	0	36	16	84
2001	Jonathon Cooper, SHSU	17	0	0	102
2002	John Marino, MCN	0	52	14	94
2003	John Marino, MCN	0	45	16	93
2004	Lance Garner, SHSU	0	57	16	105
2005	Broderick Cole, NICH	13	0	0	78
2006	D.D. Terry, SHSU	16	0	0	98
2007	Jay Lucas, SLU	15	0	0	90
2008	Brent Grimes, UCA	21	0	0	126
2009	Toddrick Pendland, MCN	19	0	0	118
2010	Cordell Roberson, SFA	16	2	0	98
2011	Timothy Flanders, SHSU	24	0	0	144
2012	Miguel Antonio, SHSU	0	73	20	133
2013	Seth Sebastian, SLU	0	66	16	114
2014	Gus Johnson, SFA	23	0	0	138
2015	Kade Harrington, LU	23	0	0	138
2016	Luc Swimberghe, SHSU	0	82	4	94
2017	Tre Honshtein, SHSU	0	66	22	132
2018	Lorran Fonseca, NICH	0	48	16	96
2019	Tracy James, ACU	21	0	0	126



Jim Lindsey, Abilene Christian

1964

First Team – Quarterback: Lee Obie, TU. Backs: Obert Logan, TU; Dennis Hagaman, ACU; Mike Love, ACU. Ends: Bill Pagano, ASU; Johnny Jones, TU; Linemen: Larry Cox, ACU; Jack Hall, UTA; Anthony Gillory, LU; Dan Summers, ASU; Vernon McManus, LU.

1965

Offense – Quarterback: Phil Primm, LU. Backs: Jackie Hall, Trinity; Harold LaFitte, LU; Mike Love, ACU. Ends: Truman Franks, TU; Bill Kilgore, LU. Linemen: Larry Cox, ACU; Ed Marcontell, LU; Ken LaJustice, UTA; Wade McLeod, ACU; Dan Summers, ASU; Bob Utley, UTA.

Defense – Linemen: Edwin Ckodore, TU; Dick Croxton, LU; Ken Ozee, UTA; H.K. Reeves, ASU. Linebackers: Mike Berta, ASU; Steve Jackson, UTA; Vernon McManus, LU. Backs: Mike Allman, LU; Tommy Young, ACU; Jake David, Lamar; Dick Ritchey, ASU.

1966

Offense – Quarterback: Phil Primm, LU; Donnie Witwiski, TU. Backs: Jackie Hall, TU; Terry Gwin, ASU; Tom Smiley, LU. Ends: Gerald Jumper, ASU; Johnny Fuller, LU. Linemen: Ken Riley, UTA; Ed Marcontell, LU; Bob Diem, UTA; Sperguson Wynn, LU; Ron Worthen, ASU.

Defense – Linemen: Melvin Witt, UTA; Dick Croxton, LU; Marvin Upshaw, TU; Ken Ozee, UTA. Linebackers: Bernard Erickson, ACU; Billy Woodlee, TU; Danny Jones, LU. Backs: Dick Ritchey, ASU; Robert Willbanks, UTA; Jack David, LU; Mike Barnes, UTA.

1967

Offense – Quarterback: Mike Baylor, UTA. Backs: Tom Smiley, LU; Bill Kilgore, LU; Danny Griffin, UTA. Ends: Johnny Fuller, LU; Jimmy Thomas, UTA. Linemen: Bob Rash, ACU; Ken Riley, UTA; Sperguson Wynn, LU; Bob Diem, UTA; Ron Worthen, ASU; Darrell Mingle, LU. Kicker: Skipper Butler, UTA.

Defense – Linemen: Dick Croxton, LU; William Hines, TU; Marvin Upshaw, TU; Clovis Swinney, ASU. Linebackers: Richard Bjerke, LU; Bill Bergey, ASU; Fred Doerr, UTA. Backs: Robert Willbanks, UTA; Dick Ritchey, ASU; Bill Groberg, LU; Dean Bagley, ACU. Punter: Kevin McClelland, ASU.

1968

Offense – Quarterback: Jim Lindsey, ACU. Backs: Frank McGuigan, ASU; Danny Griffin, UTA; Pat Holder, ACU. Ends: Bill Lockey, ACU; Dick Hill, UTA. Linemen: Bob Rash, ACU; Jack Smith, ASU; Greg Bailey, UTA; Jim Anderson, TU; Dan Buckley, ASU. Kicker: Skipper Butler, UTA.

Defense – Linemen: William Hines, TU; Gary Crane, ASU; Richard Cummings, LU; Clovis Swinney, ASU; Greg Lens, TU. Linebackers: Bill Bergey, ASU; Chip Bennett, ACU; Fred Gough, UTA. Backs: Jim Marcum, UTA; Mike Stamps, UTA; Benny Lansford, LU; Steve Struble, ASU. Punter: Ronnie Boyette, TU.

1969

Offense – Quarterback: Jim Lindsey, ACU. Backs: Calvin Harrell, ASU; Marshall Walls, ASU; Danny Griffin, UTA; Pat Holder, ACU. Ends: Ronnie Vinson, ACU; Ronnie Gebauer, LU. Linemen: Don Morrison, UTA; Jack Smith, ASU; Bill Phillips, ASU; Mordie Marcontell, LU; Dan Buckley, ASU. Kicker: Skipper Butler, UTA.

Defense – Linemen: Troy Patridge, UTA; Ken Roberts, ACU; Clovis Swinney, ASU; Jack Kiser, ACU; Gary Crockett, LU. Linebackers: Chip Bennett, ACU; David Walls, ASU; Bruce Jackson, TU. Backs: Mickey Eddleman, UTA; Kit Sommers, TU; Jerry Harvey, LU; Donnie Beshears, ASU. Punter: Skipper Butler, UTA.

1970

Offense – Quarterback: Jim Lindsey, ACU. Backs: Calvin Harrell, ASU; Greg Oliver, Trinity; Don Harr, ACU; Chet Douthit, ASU. Ends: Ronnie Vinson, ACU; Steve Lockhart, ASU. Linemen: Bill Keresztury, TU; Wayne Walton, ACU; Bill Phillips, ASU; David Smalley, ACU; Bruce Jackson, TU. Kicker: Bobby Gentry, ASU.

Defense – Linemen: Chip Marcum, ACU; Dave Muckensturm, ASU; Jack Kiser, ACU; Gary Crockett, LU; Jack Stite, ACU. Linebackers: Phil Martin, ACU; Gary Cleve, ASU; Bruce Jackson, TU. Backs: Dennis Meyer, ASU; Ernest Baptist, UTA; Eddy Mendl, ACU; Walter Huntley, TU. Punter: James Hamilton, ASU.

1971

Offense – Quarterback: Ken Lantrip, LTU. Running Backs: Charles McDaniel, LTU; Calvin Harrell, ASU. Ends: Steve Lockhart, ASU; Erick Johnson, LTU. Linemen: Bill Keresztury, TU; Don Blair, ULL; Wayne Dorton, ASU; Louis Age, ULL; Phil Israel, LTU. Wide Receiver: Bill Hodge, TU. Kicker: Joe Duren, ASU.

Defense – Linemen: Steve Majka, TU; Dave Muckensturm, ASU; Fred Dean, LTU; Gary Crockett, LU. Linebackers: Hiram Burleson, UTA; Butch Murray, ASU; Bruce Jackson, TU. Backs: Steve Laidlaw, TU; Ernest Baptist, UTA; Patrick Gibbs, LU; Dennis Meyer, ASU. Punter: Mike Swinney, LTU.

1972

Offense – Quarterback: Denny Duron, LTU. Running Backs: Dexter Bussey, UTA; Dough Matthews, LU; Enos Hicks, MCN. Ends: Roger Carr, LTU; Joe Bowser, LU; Jack DeGrenier, UTA. Linemen: Pat Greer, LTU; Charles Cantrell, LU; Nate Allen, MCN; Don Blair, ULL; Sonny Kennedy, ACU. Kicker: Rhea Coppedge, UTA.

Defense – Linemen: Les Vogel, ULL; Dave Muckensturm, ASU; Fred Dean, LTU; Ken Jones, ASU. Linebackers: Hiram Burleson, UTA; Ken Williams, ULL; Joe McNeely, LTU. Backs: John Causey, LTU; Ernest Baptist, UTA; Rony Colbert, LU; Billy Blakeman, MCN. Punter: Steve Burks, ASU.

1973

Offense – Quarterback: Denny Duron, LTU. Running Backs: David Mitchell, ASU; Dexter Bussey, UTA; Glen Berteau, LTU. Wide Receivers: Roger Carr, LTU; Joe Bowser, LU. Tight End: James Klipsch, ASU. Linemen: Pat Greer, LTU; James Files, MCN; Doug Lowery, ASU; Jerry Reiman, ASU; Russell Bates, LTU. Kicker: Jerry Pope, LTU.

Defense – Linemen: Les Vogel, ULL; Leon Babineaux, LU; Fred Dean, LTU; Neal O'Brien, ULL. Linebackers: David Neustrom, ULL; Joe McNeely, LTU; Randy Battaglio, MCN. Backs: John Causey, LTU; Wenford Wilborn, LTU; Rony Colbert, LU; Billy Blakeman, MCN. Punter: Jerry Pope, LTU.

1974

Offense – Quarterback: Johnnie Thibodeaux, MCN. Running Backs: Charles McDaniel, LTU; Willie Harris, ASU; Stan Winfrey, ASU. Wide Receivers: Pat Tilley, LTU; Ron Barnett, UTA. Tight End: Mike Barber, LTU. Linemen: John Manatt, ASU; Roy Waters, LTU; Keith Elliot, Lamar; Randy Crouch, LTU; James Files, MCN. Kicker: Jerry Pope, LTU.

Defense – Linemen: Leon Babineaux, LU; Greg Griffin, MCN; Fred Dean, LTU; Dick Dixon, ASU; Donnie Davis, LU. Linebackers: Rickey Shirley, LTU; Mike Malham, ASU; Ronald Black, LU. Backs: Wenford Wilborn, LTU; Donald Hill, LU; Rony Colbert, LU; Douglas Dutt, MCN. Punter: Jerry Pope, LTU.

1975

Offense – Quarterback: David Hines, ASU. Running Backs: Leroy Harris, ASU; John Henry White, LTU. Wide Receivers: Pat Tilley, LTU; Ron Barnett, UTA. Tight End: Mike Barber, LTU. Linemen: Bob Beckner, UTA; Gerald Eddings, LTU; Ken Jones, ASU; T.J. Humphreys, ASU; James Files, MCN. Kicker: Rafael Septien, ULL.

Defense – Linemen: Jimmy Lisko, ASU; Robert Speer, ASU; Eddie Morgan, ASU; Dick Dixon, ASU; Rodney Bagley, LTU. Linebackers: Mike Malham, ASU; Jerry Muckensturm, ASU; G.A. Rodrigue, ULL. Backs: Ralph Phillips, MCN; Lloyd Walls, ASU; Donnie Perry, LTU; Preston Lanier, MCN. Punter: Dan Mullen, ASU.

1976

Offense – Quarterback: Roy Henry, ULL. Running Backs: Leroy Harris, ASU; Bobby Wilson, MCN; Derrick Jensen, UTA. Wide Receiver: Billy Ryckman, LTU. Tight End: Brent Albright, UTA. Guards: Bob Beckner, UTA; David Smalls, UTA. Tackles: T.J. Humphreys, ASU; Joel Mullins, ASU. Center: Barry Kimble, MCN. Kicker: Rafael Septien, ULL.

Defense – Ends: Robert Speer, ASU; Keith Walker, ULL. Tackles: Donnie Davis, LU; David Fluke, UTA. Linebackers: Doug Fruge, MCN; Bob Rule, ULL; Willie Thomas, UTA. Cornerbacks: Charles Jefferson, MCN; Bill Bradshaw, UTA. Safeties: Roy Painter, ASU; Larry Anderson, LTU. Punter: Jerry Pope, LTU.

1977

Offense – Quarterback: Keith Thibodeaux, LTU. Running Backs: John Henry White, LTU; Derrick Jensen, UTA; Kevin Bell, LU. Wide Receiver: Rod Foppe, LTU. Tight End: Larry McCartney, LTU. Linemen: Butch Cook, ASU; Hugh Crisp, ASU; Victor Enard, LU; Ken Bonnette, LTU; Dewey Wakefield, UTA. Kicker: John Roveto, ULL.

Defense – Linemen: Matt Burnett, LU; Ronnie Paggett, LTU; Keith Walker, ULL; Dwight Carey, UTA. Linebackers: Jimmy Blackshire, LTU; Curley White, LTU; Willie Thomas, UTA. Backs: Clarence Wallace, LU; Larry Anderson, LTU; Donnie Perry, LTU; Ron Irving, ULL. Punter: Terry McFarland, MCN.

1978

Offense – Quarterback: Roy Dewalt, UTA. Running Backs: Larry Lawrence, ASU; George Yates, LTU. Wide Receivers: Scooter Spruiell, LTU; Richard Ellender, MCN. Tight End: Danny Garrison, ASU. Linemen: Dewey Wakefield, UTA; Victor Enard, LU; Ray Martin, MCN; C.J. Lottinger, LTU; Jerry Castor, ASU. Kicker: Doug Dobbs, ASU.

Defense – Linemen: Ardis McCann, LTU; Ken Chenier, ULL; Johnny Robinson, LTU; Keith Cox, ASU. Linebackers: Jimmy Blackshire, LTU; Wesley Williams, ASU; Frank Bartley, ULL. Backs: Charles Jefferson, MCN; Ron Irving, ULL; Jean Dornier, LTU; Guy Davis, UTA. Punter: Joe Slayton, ASU.

1979

Offense – Quarterback: Roy Dewalt, UTA. Running Backs: Artie Shankle, MCN; Rodney Smith, ULL. Wide Receivers: Howard Robinson, LU; Harry Price, MCN. Tight End: Alfred Mask, LU. Linemen: Victor Enard, LU; Ray Martin, MCN; Jerry Castor, ASU; Bill Harris, UTA; Jim Downing, MCN; Kevin Kogucz, UTA. Kicker: Don Stump, MCN.

Defense – Linemen: Johnny Robinson, LTU; Andre Young, LTU; Dale Thomas, ULL; Mike Matocha, UTA. Linebackers: Willie Thomas, UTA; Ron Smith, ASU; Kurt Phoenix, LU. Backs: Rodney Breaux, ULL; Zack Jones, LTU; Tim Harris, MCN; Tom Murphy, MCN. Punter: Don Stump, MCN.

1980

Offense – Quarterback: Stephen Starring, MCN. Running Backs: Theron McClendon, MCN; Phillip Jessie, UTA. Wide Receivers: Leland Padgett, LTU; Sam Choice, LU. Tight End: Gary Lewis, UTA. Linemen: Lonnie Collins, MCN; Bret Martin, MCN; Dennis Peoples, ULL; Tyronne Copper, ULL; Joey Gregory, MCN. Kicker: Don Stump, MCN.

Defense – Linemen: Clay Carroll, MCN; Rusty Guilbeau, MCN; Johnny Robinson, LTU; Dale Thomas, ULL. Linebackers: Daryl Burckel, MCN; Bud McCluskey, UTA; Andre Young, LTU. Backs: Robert Davenport, MCN; Johnny Ray Smith, LU; Willie Allen, ULL; Lyn Bankston, LTU. Punter: Bruce Gartman, ASU.



Stan Humphries, ULM

1981

Offense – Quarterback: Stephen Starring, MCN. Running Backs: Buford Jordan, MCN; Maurice Carthon, ASU. Wide Receivers: Mark Brousse, MCN; Herbert Harris, LU. Tight End: Brent Anderson, ULL. Guards: Bret Martin, MCN; Danny Stout, UTA. Tackles: Roy Hinojosa, UTA; Lonnie Collins, MCN. Center: Mark Cannon, UTA. Kicker: Mike Marlow, LU.

Defense – Ends: Rusty Guilbeau, MCN; Andy Martin, ULL. Tackles: Keith Pressley, UTA; Levern Tillman, ASU. Noseguard: Joey Pender, LTU. Linebackers: Mike Morris, ASU; Tony Boles, LTU. Cornerbacks: Hayward Dejean, LTU; Leonard Smith, MCN. Free Safety: Andre Young, LTU. Strong Safety: Robert Davenport, MCN. Punter: Don Stump, MCN.

1982

Offense – Quarterback: Matt Dunigan, LTU. Running Backs: Burford Jordan, MCN; Scott Caldwell, UTA. Wide Receivers: Austin Kattenbraker, LTU; Tag Rome, ULM. Tight End: Bobby Craighead, ULM. Guards: Danny Stout, UTA; Bret Martin, MCN. Tackles: Lonnie Collins, MCN; Bruce Collie, UTA. Center: Arthur Christophe, ULM. Kicker: Roberto Dager, LTU.

Defense – Ends: Trey Junkin, LTU; Terry Lee Williams, LU. Tackles: Brent Hargrove, UTA; Mike Nickel, LTU. Linebackers: Tony Boles, LTU; Mike Morris, ASU; Ricky Sanders, ULM, Cornerbacks: Leonard Smith, MCN; Rick Fishback, ASU. Free Safety: David Jones, LU. Strong Safety: Bruce Daigle, ULM. Punter: Bruce Gartman, ASU.

1983

Offense – Quarterback: Greg Carter, UNT. Running Backs: Buford Jordan, MCN; Scott Caldwell, UTA. Wide Receivers: Chris Tilley, LTU; Tag Rome, ULM. Tight End: Joey Evans, ULM. Guards: Mike Grantham, ULM; Dan Reeder, UNT. Tackles: Bruce Collie, UTA; Chris Weaver, ULM. Center: Mark Cannon, UTA. Kicker: Jesse Garcia, ULM.

Defense – Ends: Ronnie Hickman, UNT; Barry Broussard, ULM. Tackles: Rayford Cooks, UNT; Benny Jones, ULM. Linebackers: Eugene Seale, LU; Doug Landry, LTU; Lester Harper, UNT. Cornerbacks: David Outley, ULM; Jerome Sims, ASU. Safeties: Bruce Daigle, ULM; Stacy Rayfield, UTA. Punter: John Starnes, UNT.

1984

Offense – Quarterback: Rodney Horn, ULM. Running Backs: Scott Caldwell, UTA; Simon Jordan, MCN. Wide Receivers: Rodney Clay, LU; Keith Ortego, MCN. Tight End: Joey Evans, ULM. Guards: Mike Grantham, ULM; Randy Barnhill, ASU. Tackles: Bruce Collie, UTA; Farrell Wilson, ASU. Center: Ed Troutt, ASU. Kicker: George Benyola, LTU.

Defense – Ends: Walter Johnson, LTU; Marvin Neloms, ASU. Tackles: Donald Washington, LTU; Michael Cline, ASU. Linebackers: Doug Landry, LTU; Eugene Seale, LU; Ronnie Washington, ULM. Cornerbacks: Darrell Slater, ULM; Tim McKyer, UTA. Safeties: Jay Saad, UNT; Doyle Adams, LTU. Punter: John Starnes, UNT.

1985

Offense – Quarterback: Bubby Brister, ULM. Running Backs: Burton Murchison, LU; Rickey Jemison, ASU. Wide Receivers: Chris Jones, ULM; Keith Arbon, UTA. Tight End: Lester Mills, LTU. Guards: Randy Barnhill, ASU; Scott Davis, ULM. Tackles: Ken Hetherington, LTU; Ray Brown, ASU. Center: Clint Hailey, UTA. Kicker: George Benyola, LTU.

Defense – Ends: Walter Johnson, LTU; Marvin Neloms, ASU. Tackles: Michael Cline, ASU; Donald Washington, LTU. Nose Guard: Carter Ray Crawford, ASU. Linebackers: Doug Landry, LTU; Eugene Seale, LU. Cornerbacks: Tim McKyer, UTA; Greg Lee, ASU. Safeties: Doyle Adams, LTU; Mike Turner, ULM. Punter: Rickey Fernandez, LU.

1986

Offense – Quarterback: Dwane Brown, ASU. Running Backs: Rickey Jemison, ASU; Garlon Powell, LTU. Wide Receivers: Paddy Doyle, LTU; Flip Johnson, MCN. Tight End: Tommy Jackson, ULM. Tackles: John Suskie, ASU; Clayton Shoemaker, LTU. Guards: Randy Barnhill, ASU; John Lott, UNT. Center: Jim Wiseman, ASU. Kicker: Scott Roper, ASU.

Defense – Linemen: Marvin Neloms, ASU; Mike Minter, UNT; Charlie Fredrick, ASU; Will Johnson, ULM; Fred Barnes, ASU. Linebackers: Walter Johnson, LTU; Ed Fleming, UNT; Lance White, UNT. Cornerbacks: Greg Lee, ASU; Mike Adams, ASU. Safeties: Vincent Barnett, ASU; Mike Rhone, UNT. Punter: Bron Beal, UNT.

1987

Offense – Quarterback: Stan Humphries, ULM. Running Backs: Luther Turner, SHSU; Darrin Collins, UNT. Wide Receivers: Eric Tennessee, TXST; Mike Manzullo, ULM. Tight End: Ricky Eggleston, SHSU. Tackles: John Clement, ULM; Scott Bowles, UNT. Guards: Floyd George, SHSU; Dwight Poole, UNT. Center: Kendall Nelson. Kicker: Teddy Garcia, ULM.

Defense – Ends: John Kulakowski, NSU; Gordon McFeders, UNT. Tackles: Claude Brumfield, ULM; Tom Middaugh, UNT. Linebackers: Lish Adams, SHSU; Brad Fulks, TXST; Eric Lokey, SFA. Cornerbacks: Kim Phillips, UNT; Richard Green, ULM. Safeties: Cyril Crutchfield, ULM; Billy Anderson, SHSU. Punter: Bron Beal, UNT.

1988

Offense – Quarterback: Scott Davis, UNT. Running Backs: Larry Centers, SFA; Bill Jones, TXST. Wide Receivers: Marcus Camper, UNT; Floyd Turner, NSU. Tight End: Jackie Harris, ULM. Tackles: Scott Bowles, UNT; Glenn Koch, MCN. Guards: Reggie Lawson, ULM; Zane Paschall, UNT. Center: Jeff Jackson, SFA. Kickers: Keith Chapman, UNT; Chuck Rawlinson, SFA.

Defense – Ends: Keith Melcher, SFA; Andre Finley, SHSU. Tackles: David Gibbs, SFA; Rex Johnson, UNT. Linebackers: Eric Lokey, SFA; Lish Adams, SHSU; Leonard Parker, NSU. Cornerbacks: Bruce Alexander, SFA; Kim Phillips, UNT. Safeties: Cyril Crutchfield, ULM; David Whitmore, SFA. Punter: Bron Beal, UNT.

1989

Offense – Quarterback: Todd Hammel, SFA. Running Backs: Larry Centers, SFA; Tony Citizen, MCN. Wide Receivers: Al Edwards, NSU; Pat Jackson, SFA. Tight End: Jackie Harris, ULM. Tackles: Jeff Novak, TXST; Greg Bryant, SFA. Guards: Bo Alexander, SFA; Trent Lee, MCN. Center: Jeff Jackson, SFA. Kicker: Keith Chapman, UNT.

Defense – Ends: Roderick Manning, UNT; Michael Bankston, SHSU. Tackles: Roderick Stansill, SFA; Mike Ober, SHSU. Linebackers: Andre Carron, NSU; Byron Gross, UNT; Rod Moon, ULM. Cornerbacks: Randy Hilliard, NSU; Kip Texada, MCN. Safeties: David Whitmore, SFA; Mike Pierce, MCN. Punter: Bart Bradley, SHSU.

1990

Offense – Quarterback: Scott Davis, UNT. Running Backs: Cisco Richard, ULM; Reggie Rivers, TXST. Wide Receivers: Eric Wright, SFA; John Tappin, NSU. Tight End: Derrick Wright, SFA. Tackles: Scott Bowles, UNT; Jeff Kerby, SHSU. Guards: Reggie Lawson, ULM; Murphy Yates, SHSU. Center: John King, NSU. Kicker: Eric Roberts, MCN.

Defense – Ends: Greg Necaize, NSU; Anthony Williams, ULM. Tackles: Michael Bankston, SHSU; Norman Amos, ULM. Linebackers: Andre Carron, NSU; Rod Moon, ULM; Chad Coleman, TXST; Byron Gross, UNT. Cornerbacks: Kip Texada, MCN; Cedric Walker, SFA. Safeties: Mike Pierce, MCN; Ron Davis, NSU. Punter: Paul Aisbury, TXST.

1991

Offense – Quarterback: Gilbert Price, TXST. Running Backs: Roosevelt Potts, ULM; Jarvis Lillie, NICH. Wide Receivers: Eric Cox, ULM; Vincent Brisby, ULM. Tight End: Bobby Smith, MCN. Offensive Linemen: Ervin Thomas, TXST; Rob Wallow, ULM; Murphy Yates, SHSU; Marcus Spears, NSU; Blayne Rush, MCN. Kicker: Eric Roberts, MCN.

Defense – Defensive Linemen: Michael Bankston, SHSU; Willie Lacy, SHSU; Matt Shepherd, ULM; Michael Walker, NICH. Linebackers: Andre Carron, NSU; David Temple, SFA; Terry Irving, MCN. Cornerbacks: Cedric Walker, SFA; Adrian Hardy, NSU. Safeties: Rod Woodard, TXST; Darryl Pounds, NICH. Punter: Pat Neck, MCN. Return Specialist: Maurice Williams, TXST.

1992

Offense – Quarterback: Wendal Lowrey, ULM. Running Backs: Greg Robinson, ULM; Roosevelt Potts, ULM. Wide Receivers: Vincent Brisby, ULM; Claude Stewart, SHSU. Tight End: Carlos Treadway, NSU. Offensive Linemen: Marcus Spears, NSU; Royce Nelson, NICH; Marty Posey, MCN; Vic Zordan, ULM; Spicer Sigman, TXST. Kicker: Ray Whitehead, TXST.

Defense – Defensive Linemen: Eric Kidd, MCN; Matt Shepherd, ULM; James Folston, ULM; Dana Scott, MCN. Linebackers: Terry Irving, MCN; Bennie Bazley, ULM; Edward Moses, NSU. Cornerbacks: Cedric Walker, SFA; Adrian Hardy, NSU. Safeties: Darryl Pounds, NICH; Curtis Harrison, ULM. Punter: Pat Neck, MCN. Return Specialist: Darius Adams, NSU.

1993

Offense – Quarterback: Robert Cobb, ULM. Running Backs: Irving Spikes, ULM; Charles Harris, SHSU. Wide Receivers: Stepfret Williams, ULM; Adam Henry, MCN. Tight End: Michael Warren, NSU. Offensive Lineman: Marcus Spears, NSU; Raymond Baptiste, ULM; Blayne Rush, MCN; John Barbee, ULM; Spicer Sigman, TXST. Kicker: Jose Larios, MCN.

Defense – Defensive Lineman: Eric Kidd, MCN; James Folston, ULM; Dana Scott, MCN; Victor Carr, TXST. Linebackers: Terry Irving, MCN; Mike Everhart, SFA; Ed Moses, NSU. Defensive Backs: Cedric Walker, SFA; Darryl Pounds, NICH; Lance Guidry, MCN; Zack Bronson, MCN. Punters: Pat Neck, MCN; Josh Farrell, SHSU. Return Specialist: Kevin Washington, ULM.

1994

Offense – Quarterback: Mitch Maher, UNT. Running Backs: Donald Wilkerson, TXST; Clarence Matthews, NSU. Wide Receivers: David Brown, UNT; Chris Jefferson, SFA. Tight End: Luis Silva, UNT. Offensive Linemen: Ronald Cherry, MCN; John Rowland, TXST; Octus Polk, SFA; Michael LeBlanc, NICH; John Dippel, NSU. Kicker: Adam Diel, NICH.

Defense – Defensive Linemen: Chris Roberson, SFA; Dana Scott, MCN; Kavika Pittman, MCN; Elvin Massenburge, SHSU; Willis Hudson, UNT. Linebackers: Vincent Landrum, MCN; Willie Mitchell, SFA; Steve Readeaux, NSU. Cornerbacks: Terrance Shaw, SFA; Clarence Wiggins, NICH. Safeties: Zack Bronson, MCN; Darryl Pounds, NICH. Punter: Brian Desselles, NICH. Return Specialist: Claude Mathis, TXST.

1995

Offense – Quarterback: Kerry Joseph, MCN. Running Backs: Henry Fields, MCN; Clarence Matthews, NSU. Wide Receivers: Terence Davis, MCN; Kevin Goodwin, SFA. Tight End: Kevin Pesak, SHSU. Offensive Linemen: Lee Kirk, SFA; Marsh Buice, MCN; Joey Wylie, SFA; Darius Smith, SHSU; Jayson Hayes, NSU. Kickers: Jose Larios, MCN; Brian Minton, SFA; Marcus Hajdik, SHSU.

Defense – Defensive Linemen: Kavika Pittman, MCN; Greg Bonvillian, MCN; James Kern, SFA; Curtis James, SFA. Linebackers: Vincent Landrum, MCN; Chad Reeves, MCN; Darnell Small, NICH; George Haynes, NSU. Cornerbacks: Damon Gladney, MCN; Tim Denton, SHSU. Safeties: Zack Bronson, MCN; Damiyon Bell, SFA. Punter: Ryan Klaus, SHSU. Return Specialist: Claude Mathis, TXST.

1996

Offense – Quarterback: Tim Leger, MCN. Running Backs: Claude Mathis, TXST; Arrid Gregory, TROY. Wide Receivers: Patrick Palmer, NSU; Chris Jefferson, SFA. Tight End: Kevin Pesak, SHSU. Offensive Linemen: Greg Reynolds, NICH; Greg Studdard, SHSU; Adam Means, TXST; Scott Childers, TROY; Kerry Jenkins, TROY. Place Kicker: Adam Diel, NICH.

Defense – Defensive Linemen: John Emery, NICH; David Carmona, SFA; Pratt Lyons, TROY; Stacy Murry, TROY. Linebackers: Dedrick Manigo, SHSU; Jeremiah Trotter, SFA; Willie Smith, TROY. Cornerbacks: Keith Thibodaux, NSU; Demetric Shipman, TROY. Safety: Zack Bronson, MCN; Shane Black, TROY. Punter: Ryan Klaus, SHSU. Return Specialist: Chris Jefferson, SFA.

1997

Offense – Quarterback: Blake Prejean, MCN. Running Backs: Claude Mathis, TXST; Ronnie Powell, NSU. Wide Receivers: Mikhael Ricks, SFA; Patrick Palmer, NSU. Tight End: Kevin Pesak, SHSU. Offensive Linemen: Reggie Nelson, MCN; Adam Means, TXST; Talton Russell, SFA; Archie Robinson, NSU; Cleve Roberts, TROY. Place Kicker: Shonz LaFrenz, MCN.

Defense – Defensive Linemen: Eugene Garner, SFA; Reggie Lowe, TROY; Blair Bradley, MCN; Marcus Spriggs, TROY. Linebackers: Charles Ayro, MCN; Jeremiah Trotter, SFA; Shawn Stucky, TROY. Cornerbacks: Jermaine Jones, NSU; Clifford Ivory, TROY. Safeties: Clyde Williams, MCN; Tony Maranto, NSU. Punter: Chad Stanley, SFA. Return Specialist: Donnie Ashley, MCN.

1998

Offense – Quarterback: Montressa Kirby, JSU. Running Backs: Tony Taylor, NSU; Jessie Burton, MCN. Wide Receivers: Matt Dominguez, SHSU; Joey Hamilton, JSU. Tight End: Pat Matthews, MCN. Offensive Linemen: Cleve Roberts, TROY; Reggie Nelson, MCN; Mike Funches, NSU; Victor McKnight, SHSU; Jeremy Johnson, SFA. Place Kicker: Shonz LaFrenz, MCN.

Defense – Defensive Linemen: Marcus Spriggs, TROY; Robert Daniel, NSU; Al Lucas, TROY; Robert Martin, NICH. Linebackers: Charles Ayro, MCN; Anthony Rabb, TROY; Murphy Edwards, NICH. Cornerbacks: Jermaine Jones, NSU; Eric Sloan, TROY. Safeties: Tarius Davis, MCN; Mike Green, NSU. Punter: Chad Stanley, SFA. Return Specialist: Eurosius Parker, JSU.

1999


Offense – Quarterback: Chris Chaloupka, SHSU. Running Backs: Tony Taylor, NSU; KaRon Coleman, SFA. Wide Receivers: Matt Dominguez, SHSU; Joey Hamilton, JSU. Tight End: Pat Matthews, MCN. Offensive Linemen: Michael Moore, TROY; William Broussard, NSU; David Walden, SFA; Wes Hines, MCN; Victor McKnight, SHSU. Place Kicker: Shonz LaFrenz, MCN.

Defense – Defensive Linemen: Al Lucas, TROY; Clint Bendele, TXST; Aaron Fields, TROY; Ben McClellan, TXST. Linebackers: Anthony Rabb, TROY; Wayne Cordova, MCN; C.J. Carroll, TXST. Cornerbacks: Eric Sloan, TROY; Darrick Vaughn, TXST. Safeties: Tarius Davis, MCN; Mike Green, NSU. Punter: Rick Barrow, TXST. Return Specialist: KaRon Coleman, SFA.

2000

Offense – Quarterback: Brock Nutter, TROY. Running Backs: Tony Taylor, NSU; Derrick Blaylock, SFA. Full Back: Thad Buttone, TROY. Wide Receivers: Matt Dominguez, SHSU; Jonathan Carter, TROY. Tight End: Keith Heinrich, SHSU. Offensive Linemen: Wes Hines, MCN; Rod Cantu, MCN; Jeremy Sullivan, JSU; Blake Carruthers, TROY; Charles Thomas, TROY. Place Kicker: Lawrence Tynes, TROY.

Defense – Defensive Linemen: Tim Betts, TROY; Jake Morrison, MCN; Clenton Ballard, TXST; Reginald Reddick, SHSU. Linebackers: Nick Colbert, TROY; Myron Coleman, TXST; Kurt Rodriguez, NSU. Cornerbacks: Delvin Hughley, JSU; Terrence McGee, NSU. Safeties: C.J. Carroll, TXST; Keith Davis, SHSU. Punter: Jeremy Thompson, NICH. Return Specialist: Terrence McGee, NSU.



Kavika Pittman, McNeese

2001

Offense – Quarterback: Josh McCown, SHSU. Running Backs: Rondy Rogers, JSU; Jeremy Lofton, NSU. Full Back: Colt Colletti, NICH. Wide Receivers: Jonathon Cooper, SHSU; Anthony Dingle, SFA. Tight End: Keith Heinrich, SHSU. Offensive Linemen: Jeremy Sullivan, JSU; Gene Tennison, NSU; Chase Denton, SHSU; Chuck Thompson, SFA; Doug Wheeler, TXST. Place Kicker: Justin Martinez, TXST.

Defense – Defensive Linemen: Clenton Ballard, TXST; Ahmad Willis, NSU; Michael Adams, SFA; Kelvin Randall, SHSU. Linebackers: Brad Archie, MCN; Greg Pitts, TXST. Cornerbacks: Terrence McGee, NSU; Chris Thompson, NICH. Safeties: Joe Judge, MCN; Keith Davis, SHSU; David Crocker, SFA. Punter: Richie Rhodes, JSU. Return Specialist: Terrence McGee, NSU.

2002

Offense – Quarterback: Josh Son, NICH. Running Backs: Vick King, MCN; Derrick Johnese, NSU. Full Back: Luke Lawton, MCN. Wide Receivers: Jermaine Martin, MCN; Anthony Dingle, SFA. Tight End: Jeff Hamilton, MCN. Offensive Linemen: Jason Davis, MCN; Greg Barnum, SFA; Deon White, JSU; Dwight Hudler, MCN; Matt Deroche, NICH. Place Kicker: John Marino, MCN.

Defense – Defensive Linemen: Roy Locks, NSU; B.J. McNutt, MCN; John Paul Jones, MCN; Ahmad Willis, NSU. Linebackers: Roderick Royal, MCN; Ryan Garrison, MCN; Kurt Rodriguez, NSU. Cornerbacks: Keith Smith, MCN; Chris Thompson, NICH. Safeties: Hadley Prince, MCN; Brent Hafford, SFA. Punter: Richie Rhodes, JSU. Return Specialist: LeJuan Walker, NICH.

2003

Offense – Quarterback: Michael Williams, SFA. Running Backs: Vick King, MCN; Jason Godfrey, SHSU. Full Back: Luke Lawton, MCN. Wide Receivers: B.J. Sams, MCN; Tony Tompkins, SFA. Tight End: Kevin Landry, SFA. Offensive Linemen: Dwight Hudler, MCN; Steve Izevbizua, SHSU; Cody LeBlanc, MCN; Greg Buckley, NSU; David Phillips, SFA. Place Kicker: John Marino, MCN.

Defense – Defensive Linemen: John Paul Jones, MCN; Quintene Newhouse, NSU; Troy Phipps, SHSU; Jerrell Zeno, MCN. Linebackers: Roderick Royal, MCN; Jamall Johnson, NSU; T.J. Dibble, SHSU. Cornerbacks: Keith Smith, MCN; Chris Thompson, NICH. Safeties: Brent Hafford, SFA; David Crocker, SFA. Punter: Cory Eloff, TXST. Return Specialist: Chris Crawford, NICH.

2004

Offense – Quarterback: Dustin Long, SHSU. Running Backs: Derrick Johnese, NSU; Colt Colletti, NICH. Full Back: Issa Banna, NSU. Wide Receivers: Jarrod Fuller, SHSU; Jason Mathenia, SHSU. Tight End: Corey Roberts, SHSU. Offensive Linemen: Steve Izevbizua, SHSU; Greg Buckley, NSU; Chris Louvier, SHSU; Cody LeBlanc, MCN; Justin Brown, NSU. Place Kicker: Lance Garner, SHSU.

Defense – Defensive Linemen: Ed Queen, NSU; Quintene Newhouse, NSU; Fred Evans, TXST; Ryan Smith, SFA. Linebackers: Jamall Johnson, NSU; David Simmons, TXST. Cornerbacks: David Pittman, NSU; Mark Hughes, SHSU. Safeties: Russ Washington, NSU; Paul Donelson, SHSU; David Willis, NICH. Punter: Cory Eloff, TXST. Return Specialist: Toby Zeigler, NSU.

2005

Offense – Quarterback: Barrick Nealy, TXST. Running Backs: Joseph Tobias, NICH.; Stevie Smith, SHSU. Full Back: Boderick Cole, NICH. Wide Receivers: Felton Huggins, SLU; Markee White, TXST. Tight End: Corey Roberts, SHSU. Offensive Linemen: Jacob Bender, NICH; Tom Keresztury, TXST; Luke Horder, TXST; Cody Strogoner, NICH; Brian Booth, NSU. Place Kicker: Stan Jones, TXST.

Defense – Defensive Linemen: Tory Collins, NSU; Fred Evans, TXST; Michael Young, NICH; Travis Upshaw, TXST. Linebackers: Cory Vavala, NICH.; David Simmons, TXST. Cornerbacks: David Pittman, NSU; Walter Musgrove, TXST. Safeties: Russ Washington, NSU; Keldrick Holman, SFA; Joe Olgetree, NICH. Punter: Cory Eloff, TXST. Return Specialist: Toby Zeigler, NSU.

2006

Offense – Quarterback: Danny Southall, SFA. Running Backs: D.D. Terry, SHSU; Louie Runnells, SFA. Full Back: Blake Burton, TXST. Wide Receivers: Steven Whitehead, MCN; Carlese Franklin, MCN. Tight End: Blake Martin, SHSU. Offensive Linemen: Brent Pousson, MCN; Jacob Bender, NICH; Lance Hancock, SHSU; Donald Usry, SLU; Brandon Hale, SHSU. Place Kicker: Blake Bercegeay, MCN.

Defense – Defensive Linemen: Bryan Smith, MCN; Ed Queen, NSU; Tory Collins, NSU; Kirby Joseph, MCN. Linebackers: Cory Vavala, NICH; Jeremy Castillo, TXST. Defensive Backs: Walter Musgrove, TXST; Russ Washington, NSU; Keldrick Holman, SFA; Toney Edison, NICH; Jamelle Juneau, MCN. Punter: Chris MacDonald, TXST. Return Specialist: Steven Whitehead, MCN.

2007

Offense – Quarterback: Nathan Brown, UCA. Running Backs: Jay Lucas, SLU; Byron Lawrence, NSU. Full Back: Broderick Cole, NICH. Wide Receivers: Carlese Franklin, MCN; Cameron Luke, TXST. Tight End: Blake Martin, SHSU. Offensive Linemen: Brandon Hale, SHSU; Demetress Bell, NSU.; Eman Naghavi, MCN; Brad Gordon, UCA; Ben Gombossy, NICH. Place Kicker: Jeff Turner, SLU.

Defense – Defensive Linemen: Bryan Smith, MCN; Taylor Scott, UCA; Vaalyn Jackson, MCN; Chris Brown, SHSU. Linebackers: Trey Bennett, MCN; Allen Nelson, MCN. Defensive Backs: Lardarius Webb, NICH; Kareem Moore, NICH; Tristan Jackson, UCA; Bryan Richmond, SHSU; Jonathan Walker, MCN. Punter: Chris MacDonald, TXST. Return Specialist: Tristan Jackson, UCA.

2008

Offense – Quarterback: Nathan Brown, UCA. Running Backs: Toddrick Pendland, MCN; Karrington Bush, TXST. Fullback: Blake Burton, TXST. Wide Receivers: Cameron Luke, TXST; Dominique Edison, SFA. Tight End: Marquez Branson, UCA. Offensive Linemen: Eman Naghavi, MCN; Kyle Link, MCN; Lane Freiwald, UCA; Jeff Bowen, TXST; Jeremy Ford, UCA. Place Kicker: Robert Weeks, NSU.

Defense – Defensive Linemen: Larry Hart, UCA; Tim Knicky, SFA; Vaalyn Jackson, MCN; Chris Brown, SHSU. Linebackers: Allen Nelson, MCN; Jabara Williams, SFA. Defensive Backs: Lardarius Webb, NICH; Tommy Connors, SLU; Pieri Feazell, UCA; Wesley Eckles, NSU; Anthony Eckles, NSU. Punter: Patrick Dolan, NICH. Return Specialists: Lardarius Webb, NICH.

2009

Offense – Quarterback: Derrick Fourroux, MCN. Running Backs: Toddrick Pendland, MCN; Brent Grimes, UCA. Fullback: Marlin Meeks, NICH. Wide Receivers: Duane Brooks, SFA; Jason Madkins, SHSU. Tight End: Wes Mangan, MCN. Offensive Linemen: D.J. Hall, TXST; Lane Freiwald, UCA; Hunter Schmidt, SHSU; Casey Richter, MCN; Karl Glimp, SFA. Place Kicker: Eddie Carmona, UCA.

Defense – Defensive Linemen: Larry Hart, UCA; Tim Knicky, SFA; Desmond Lighten, MCN; Albert Smith, NSU. Linebackers: Jabara Williams, SFA; Mark Newbill, SLU. Defensive Backs: Re'Keem Wilson, SLU; Pieri Feazell, UCA; Cory Barlow, SFA; Malcolm Bronson, MCN; Darrell Jenkins, MCN. Punter: Patrick Dolan, NICH. Return Specialist: Mishak Rivas, TXST.

2010

Offense – Quarterback: Jeremy Moses, SFA. Running Backs: Timothy Flanders, SHSU; Andre Anderson, MCN. Halfback: Gralyn Crawford, SFA. Wide Receivers: Cordell Roberson, SFA; Da'Marcus Griggs, TXST. Tight End: Corday Clark, MCN. Offensive Linemen: Michael Booker, NSU; George Bias, SFA; Miguel Gauthreaux, MCN; D.J. Hall, TXST; Austin Emerson, UCA. Place Kicker: Josh Lewis, MCN.

Defense – Defensive Linemen: Markell Carter, UCA; Kenneth Charles, SFA; Sean Warren, SFA; Desmond Lighten, MCN. Linebackers: Jabara Williams, SFA; Derek Rose, NSU. Defensive Backs: Malcolm Bronson, MCN; Bobby Felder, NICH; Tommy Connors, SLU; Kenneth Jenkins, SHSU; Josh Aubrey, SFA. Punter: Patrick Dolan, NICH. Return Specialist: Gralyn Crawford, SFA.

2011

Offense – Quarterback: Nathan Dick, UCA. Running Backs: Timothy Flanders, SHSU; Andre Anderson, MCN. Halfback: Richard Sincere, SHSU. Wide Receivers: Cordell Roberson, SFA; Simmie Yarborough, SLU. Tight End: Justin Aldredge, NSU. Offensive Linemen: Travis Watson, SHSU; Chris Crockett, SHSU; Dominique Allen, UCA; George Bias, SFA; Alec Savoie, MCN. Place Kicker: John Shaughnessy, NSU.

Defense – Defensive Linemen: J.T. Cleveland, SHSU; Desmond Lighten, MCN; Jermayne Lett, UCA; Willie Jefferson, SFA. Linebackers: Will Henry, SHSU; Seth Allison, UCA. Defensive Backs: Darnell Taylor, SHSU; Malcolm Bronson, MCN; Bobby Felder, NICH; Kenneth Jenkins, SHSU; Darrell Jenkins, MCN. Punter: Cory Kemps, NICH. Return Specialist: Chika Madu, NICH.

2012

Offense – Quarterback: Wynrick Smothers, UCA. Running Backs: Timothy Flanders, SHSU; Gus Johnson, SFA. Tight End/Halfback: T.J. Johnson, SHSU. Wide Receivers: Cordell Roberson, SFA; Jesse Grandy, UCA; Dominique Croom, UCA. Offensive Linemen: Corey Howard, UCA; Kaleb Hopson, SHSU; John Steel, SFA; Arinze Agada, MCN; Chris Rogers, SHSU. All-Purpose: Richard Sincere, SHSU. Place Kicker: Eddie Camara, UCA.

Defense – Defensive Linemen: Willie Jefferson, SFA; J.T. Cleveland, SHSU; Jonathan Woodard, UCA; Darren Robinson, SFA. Linebackers: Darius Taylor, SHSU; Seth Allison, UCA; Derek Rose, NSU. Defensive Backs: Darnell Taylor, SHSU; Robert Alford, SLU; Dax Swanson, SHSU; Josh Aubrey, SFA; Jestin Love, UCA. Punter: Matt Foster, SHSU. Kick Return Specialist: Jesse Grandy, UCA; Punt Return Specialist: Jesse Grandy, UCA.



2013

Offense – Quarterback: Bryan Bennett, SLU. Running Backs: Marcus Wiltz, MCN; Timothy Flanders, SHSU. Tight End/Halfback: Nic Jacobs, MCN. Wide Receivers: Torrance Williams, SHSU; Diontae Spencer, MCN; Michael Brooks, SFA. Offensive Lineman: Arinze Agada, MCN; Antoine Everett, MCN; Gasten Gabriel, SLU; Marshall Paris, SLU; Donald Jackson, SHSU. All-Purpose: Xavier Roberson, SLU. Place Kicker: Seth Sebastian, SLU.

Defense – Defensive Linemen: Jesse Dickson, LU; Jonathan Woodard, UCA; Everett Ellefsen, MCN; Markeith Gaines, UCA. Linebackers: Justin Heard, UCA; Cquelin Hubert, SLU; Eric Fiello, SHSU. Defensive Backs: Bookie Sneed, SHSU; Guy Morgan, MCN; Marcus Peters, UCA; Tyrus McGlothen, LU; Harlan Miller, SLU. Punter: Kollin Kahler, LU. Kick Return Specialist: Xavier Roberson, SLU; Punt Return Specialist: Torrance Williams, SHSU.

2014

Offense – Quarterback: Bryan Bennett, SLU. Running Backs: Gus Johnson, SFA; Keshawn Hill, SHSU. Tight End/Halfback: Noah Cheshier, ACU. Wide Receivers: Dezmin Lewis, UCA; Mark Roberts, LU; Ed Eagan, NSU. Offensive Lineman: Cole Carruthers, UCA; Antoine Everett, MCN; Donald Jackson III, SHSU; Jonathan Braddock, SLU; Byron Williams, SFA. All-Purpose: Ed Eagan, NSU. Place Kicker: Ryan Adams, SLU.

Defense – Defensive Linemen: P.J. Hall, SHSU; Jonathan Woodard, UCA; Kevin Dorn, MCN; Nick Richardson, ACU. Linebackers: Isiah Corbett, SLU; Collin Garrett, SFA; Marion Chapman, NSU. Defensive Backs: Imoan Claiborne, NSU; Aaron Sam, MCN; Trenier Orr, SHSU; Michael Wade, SHSU; Harlan Miller, SLU. Punter: Lachlan Edwards, SHSU. Kick Return Specialist: Jatavious Wilson, UCA; Punt Return Specialist: Ed Eagan, NSU.

2015

Offense – Quarterback: Jared Johnson, SHSU. Running Backs: Kade Harrington, LU; Carey Avery, SHSU. Tight End/Halfback: Cole Wick, UIW. Wide Receivers: Ed Eagan, NSU; Desmond Smith, UCA; Reggie Begetton, LU. Offensive Lineman: Donald Jackson III, SHSU; Quinton Marsh, MCN; Kyle Stouffer, UCA; Cody Elenz, LU; Bret Treadway, LU. All-Purpose: Ed Eagan, NSU. Place Kicker: Chris Moore, NSU.

Defense – Defensive Linemen: Jonathan Woodard, UCA; P.J. Hall, SHSU; Isaiah Golden, MCN; Larence Hale, LU. Linebackers: Myke Tavarres, UIW; Bo Brown, MCN; Sam Denmark, ACU. Defensive Backs: Wallace Scott, MCN; Harlan Miller, SLU; Trenier Orr, SHSU; Tremon Smith, UCA; Jabari Butler, ACU. Punter: Jean Breau, MCN. Kick Return Specialist: Ed Eagan, NSU; Punt Return Specialist: Harlan Miller, SLU.

2016

Offense – Quarterback: Jeremiah Briscoe, SHSU. Running Backs: De'Mard Llorens, NSU; Corey Avery, SHSU. Tight End/Halfback: Juwaan Rogers, SLU. Wide Receivers: Yedidah Louis, SHSU; Desmond Smith, UCA; Nathan Stewart, SHSU. Offensive Linemen: Bridge Blount, SHSU; Stockton Mallett, UCA; Chandler Arceneaux, NICH; Tyler Tezeno, SHSU; Taylor Gadbois, SLU. All-Purpose: Jatavious Wilson, UCA. Kicker: Nick Grau, ACU.

Defense – Defensive Linemen: P.J. Hall, SHSU; Sully Laiche, NICH; Jordan Toliver, UCA; John Franklin, SFA. Garrett Dolan, HBU; Sam Denmark, ACU; Justin Johnson, SHSU. Defensive Backs: Brendan Langley, LU; Tremon Smith, UCA; George Odum, UCA; Tyler Williams, UCA; Darion Flowers, SHSU. Punter: Joseph Fingenshaw, SHSU. Kick Return Specialist: Khalil Thomas, MCN. Punt Return Specialist: Brendan Langley, LU.

2017

Offense – Quarterback: Hayden Hildebrand, UCA. Running Backs: Corey Avery, SHSU; David Hamm, MCN. Tight End/Halfback: Lawayne Ross, MCN. Wide Receivers: Davion Davis, SHSU; Nathan Stewart, SHSU; Brandon Cox, UCA. Offensive Linemen: John Cook, UCA; Gilberto Garcia, UCA; Mitchell Watanabe, SHSU; Cade Camp, UCA; Maea Teuhema, SLU. All-Purpose: Davion Davis, SHSU. Placekicker: Gunnar Raborn, MCN. Punter: Joe Zema, UIW.

Defense – Defensive Linemen: P.J. Hall, SHSU; Chris Chambers, UCA; Chris Terrell, UCA; Eric Jackson, UCA. Linebackers: Garrett Dolan, HBU; Sione Teuhema, SLU; Justin Johnson, SHSU. Defensive Backs: Tremon Smith, UCA; George Odum, UCA; Max Lyons, SLU; Dominique Hill, MCN; Raphael Lewis, HBU. Kick Returner: Desmond Hite, UIW. Punt Returner: Davion Davis, SHSU.

2018

Offense – Quarterback: Chase Fourcade, NICH. Running Backs: Ra'Quanne Dickens, UIW; Carlos Blackman, UCA. Tight End/Halfback: Bransen Schwebel, SLU. Wide Receivers: Jazz Ferguson, NSU; Davion Davis, SHSU; Phillip Baptiste, UIW. Offensive Linemen: Garrett Bowery, LU; Hunter Watts, UCA; Ryan Hanley, NICH; Chandler Arceneaux, NICH; Brandon Floores, UIW. All-Purpose: Juwan Petit-Frere, SLU. Placekicker: Lorrان Fonseca, NICH. Punter: Alex Kjellsten, MCN.

Defense – Defensive Linemen: Sully Laiche, NICH; Derick Roberson, SHSU; Chris Terrell, UCA; Justin Alexandre, UIW. Linebackers: BJ Blunt, MCN; Jeremiah Chambers, ACU; Evan Veron, NICH. Defensive Backs: Davon Jernigan, Lamar; Hayden Bourgeois, NSU; Zyon McCollum, SHSU; Colby Burton, MCN; Juan Jackson, UCA. Kick Returner: Juwan Petit-Frere, SLU. Punt Returner: Devonte Williams, SLU.

2019

Offense – Quarterback: Chase Fourcade, NICH. Running Backs: Julien Gums, NICH; Tracy James, ACU. Tight End/Halfback: Woody Brandom, SHSU. Wide Receivers: Quan Shorts, NSU; Lujuan Winningham, UCA; Dai'Jean Dixon, NICH. Offensive Linemen: PJ Burkhalter, NICH; Pat Allen, SLU; Hunter Watts, UCA; Bradston Burnside, NICH; Colby Thomas, SHSU. Placekicker: Storm Ruiz, SFA. Punter: Matt McRobert, SHSU.

Defense – Defensive Linemen: Sully Laiche, NICH; Trace Mascorro, SHSU; Chris Livings, MCN; Andre Walker, HBU. Linebackers: Jeremiah Chambers, ACU; Royce See, SHSU; Allen Pittman, NICH. Defensive Backs: Ferlando Jordan, SLU; Robert Rochell, UCA; Michael Lawson, LU; Darion Dunn, MCN; Kevin Moore III, NICH. Kick Returner: Gamar Girdy Brito, HBU. Punt Returner: Michael Lawson, LU.

THREE & FOUR TIME SELECTIONS

Four-Time Selections

Zack Bronson, McNeese	1993-96
Fred Dean, Louisiana Tech	1971-74
Timothy Flanders, Sam Houston State	2010-13
Claude Mathis, Texas State	1994-97
Darryl Pounds, Nicholls	1991-94
Jonathon Woodard, Central Arkansas	2012-15
Cedric Walker, Stephen F. Austin	1990-93
P.J. Hall, Sam Houston State	2014-17

Three-Time Selections

Corey Avery, Sam Houston State	2015-17
Michael Bankston, Sam Houston State	1989-91
Ernest Baptist, UT Arlington	1970-72
Randy Barnhill, Arkansas State	1984-86
Bron Beal, North Texas	1986-88
Scott Bowles, North Texas	1987-88, 1990
Malcolm Bronson, McNeese	2009-11
Skipper Butler, UT Arlington	1967-69
Scotty Caldwell, UT Arlington	1982-84
Andre Carron, Northwestern State	1989-91
Rondy Colbert, Lamar	1972-74
Bruce Collie, UT Arlington	1982-84
Lonnie Collins, McNeese	1980-82
Gary Crockett, Lamar	1969-71
Dick Croxton, Lamar	1965-67
Patrick Dolan, Nicholls	2008-10
Matt Dominguez, Sam Houston State	1998-00
Cory Eloff, Texas State	2003-05
Victor Enard, Lamar	1977-79
James Files, McNeese	1973-75
Danny Griffin, UT Arlington	1967-69
Calvin Harrell, Arkansas State	1969-71
Terry Irving, McNeese	1991-93
Bruce Jackson, Trinity	1969-71
Donald Jackson III, Sam Houston State	2013-15
Walter Johnson, Louisiana Tech	1984-86
Buford Jordan, McNeese	1981-83
Shonz LaFrenz, McNeese	1997-99
Sully Laiche, Nicholls	2016, 2018-19
Doug Landry, Louisiana Tech	1983-85
Desmund Lighten, McNeese	2009-11
Jim Lindsey, Abilene Christian	1968-70
Bret Martin, McNeese	1980-82
Harlan Miller, Southeastern Louisiana	2013-15
Dave Muckensturm, Arkansas State	1970-72
Pat Neck, McNeese	1991-93
Marvin Neloms, Arkansas State	1984-86
Kevin Pesak, Sam Houston State	1995-97
Jerry Pope, Louisiana Tech	1973-74, 1976
Dick Ritchey, Arkansas State	1965-67
Cordell Robertson, Stephen F. Austin	2010-12
Johnny Robinson, Louisiana Tech	1978-80
Dana Scott, McNeese	1992-94
Eugene Seale, Lamar	1983-85
Tremont Smith, Central Arkansas	2015-17
Marcus Spears, Northwestern State	1991-93
Don Stump, McNeese	1979-81
Clovis Swinney, Arkansas State	1967-69
Tony Taylor, Northwestern State	1998-00
Willie Thomas, UT Arlington	1976-77, 1979
Chris Thompson, Nicholls	2001-03
Russ Washington, Northwestern State	2004-06
Jabara Williams, Stephen F. Austin	2008-10
Andre Young, Louisiana Tech	1979-81



Darryl Pounds, Nicholls

ACTIVE MEMBERS

Abilene Christian

Dean Bagley, 1967; Chip Bennett, 1968, 69; Jabari Butler, 2015; Jeremiah Chambers, 2018, 19; Noah Cheshier, 2014; Larry Cox, 1964, 65; Sam Denmark, 2015, 16; Bernard Erickson, 1966; Nik Grau, 2016; Dennis Hagaman, 1964; Don Harr, 1970; Pat Holder, 1968, 69; Tracy James, 2019. Sonny Kennedy, 1972; Jack Kiser, 1969, 70; Jim Lindsey, 1968, 69, 70; Bill Lockey, 1968; Mike Love, 1964, 65; Chip Marcum, 1970; Phil Martin, 1970; Wade McLeod, 1965; Eddy Mendl, 1970; Bob Rash, 1967, 68; Nick Richardson, 2014; Ken Roberts, 1969; David Smalley, 1970; Jack Stiles, 1970; Ronnie Vinson, 1969, 70; Wayne Walton, 1970; Tommy Young, 1965.

Central Arkansas

Dominique Allen, 2011; Seth Allison, 2011, 12; Carlos Blackman, 2018; Nathan Brown, 2007, 08; Marquez Branson, 2008; Eddie Camara, 2012; Cade Camp, 2017; Eddie Carmona, 2009; Markell Carter, 2010; Cole Caruthers, 2014; Chris Chambers, 2017; John Cook, 2017; Brandon Cox, 2017; Dominique Croom, 2012; Nathan Dick, 2011; Austin Emerson, 2010; Pieri Feazell, 2008, 09; Jeremy Ford, 2008; Lane Friewald, 2008, 09; Markeith Gaines, 2013; Anthony Gambles, 2008; Gilberto Garcia, 2017; Brad Gordon, 2007; Jesse Grandy, 2012; Brent Grimes, 2009; Larry Hart, 2008, 09; Justin Heard, 2013; Hayden Hildebrand, 2017; Corey Howard, 2012; Eric Jackson, 2017; Juan Jackson, 2018; Tristian Jackson, 2007; Jermayne Lett, 2011; Dezmin Lewis, 2014; Jestin Love, 2012; Stockton Mallett, 2016; George Odum, 2016, 17; Marcus Peters, 2013; Robert Rochell, 2019. Taylor Scott, 2007; Desmond Smith, 2015, 16; Tremont Smith, 2015, 16, 17; Wynrick Smothers, 2012; Kyle Stouffer, 2015; Chris Terrell, 2017, 18; Jordan Toliver, 2016; Hunter Watts, 2018, 19; Tyler Williams, 2016; Jatavious Wilson, 2014, 16; Lujuan Winningham, 2019; Jonathan Woodard, 2012, 13, 14, 15.

Houston Baptist

Gamar Girdy Brito, 2019; Garrett Dolan, 2016, 17; Raphael Lewis, 2017; Andre Walker, 2019.

UIW

Justin Alexandre, 2018; Phillip Baptiste, 2018; Ra'Quanne Dickens, 2018; Brandon Flores, 2018; Desmond Hite, 2017; Myke Tavarres, 2015; Cole Wick, 2015; Joe Zema, 2017.

Lamar

Mike Allman, 1965; Leon Babineaux, 1973, 74; Reggie Begelton, 2015; Kevin Bell, 1977; Richard Bjerke, 1967; Ronald Black, 1974; Garrett Bowery, 2018; Joe Bowser, 1972, 73; Matt Burnett, 1977; Charles Cantrell, 1972; Sam Choice, 1980; Rodney Clay, 1984; Rondy Colbert, 1972, 73, 74; Gary Crockett, 1969, 70, 71; Dick Croxton, 1965, 66, 67; Richard Cummings, 1968; Jake David, 1965, 66; Donnie Davis, 1974, 76; Jesse Dickson, 2013; Cody Elenz, 2015; Keith Elliot, 1974; Victor Enard, 1977, 78, 79; Rickey Fernandez, 1985; Johnny Fuller, 1966, 67; Ronnie Gebauer, 1969; Patrick Gibbs, 1971; Bill Groberg, 1967; Anthony Guillory, 1964; Larance Hale, 2015; Kade Harrington, 2015; Herbert Harris, 1981; Jerry Harvey, 1969; Donald Hill, 1974; Danny Jones, 1966; Kollin Kahler, 2013; Bill Kilgore, 1965, 67; David Jones, 1982; Harold Lafitte, 1965; Brendan Langley, 2016; Benny Lansford, 1968; Michael Lawson, 2019; Ed Marcontell, 1965, 66; Mordie Marcontell, 1969; Mike Marlow, 1981; Alfred Mask, 1979; Doug Matthews, 1972; Tyrus McGlothen, 2013; Vernon McManus, 1964, 65; Darrell Mingle, 1967; Burton Murchison, 1985; Kurt Phoenix, 1979; Phil Primm, 1965, 66; Mark Roberts, 2014; Howard Robinson, 1979; Eugene Seale, 1983, 84, 85; Tom Smiley, 1966, 67; Johnny Ray Smith, 1980; Bret Treadway, 2015; Clarence Wallace, 1977; Terry Lee Williams, 1982; Spergon Wynn, 1966, 67.

McNeese

Arinze Agada, 2012, 13; Nate Allen, 1972; Andre Anderson, 2010, 11; Brad Archie, 2001; Donnie Ashley, 1997; Charles Ayro, 1997, 98; Mark Barousse, 1981; Randy Battaglio, 1973; Trey Bennett, 2007; Blake Bercegeay, 2006; Billy Blakeman, 1972, 73; BJ Blunt, 2018; Greg Bonvillian, 1995; Blair Bradley, 1997; Jean Breaux, 2015; Malcolm Bronson, 2009, 10; Zack Bronson, 1993, 94, 95, 96; Bo Brown, 2015; Marsh Buice, 1995; Daryl Burckel, 1980; Colby Burton, 2018; Jessie Burton, 1998; Rod Cantu, 2000; Clay Carroll, 1980; Ronald Cherry, 1994; Tony Citizen, 1989; Corday Clark, 2010; Lonnie Collins, 1980, 81, 82; Wayne Cordova, 1999; Robert Davenport, 1980, 81; Jason Davis, 2002; Tarius Davis, 1998, 99; Terence Davis, 1995; Kevin Dorn, 2014; Jim Downing, 1979; Darion Dunn, 2019; Douglas Dutt, 1974; Everett Ellefsen, 2013; Richard Ellender, 1978; Antoine Everett, 2013, 14; Henry Fields, 1995; James Files, 1973, 74, 75; Derrick Fourroux, 2009; Carlese Franklin, 2006, 07; Doug Fruge, 1976; Ryan Garrison, 2002; Miguel Gauthreaux, 2010; Damon Gladney, 1995; Isaiah Golden, 2015; Joey Gregory, 1980; Greg Griffin, 1974; Lance Guidry, 1993; Rusty Guilbeau, 1980, 81; Jeff Hamilton, 2002; David Hamm, 2017; Tim Harris, 1979; Adam Henry, 1993; Enos Hicks, 1972; Dominique Hill, 2017; Wes Hines, 1999, 2000; Dwight Hudler, 2002, 03; Terry Irving, 1991, 92, 93; Vaalyn Jackson, 2007, 08; Nic Jacobs, 2013; Charles Jefferson, 1976, 78; Darrell Jenkins, 2009, 11; Flip Johnson, 1986; John Paul Jones, 2002, 03; Buford Jordan, 1981, 82, 83; Simon Jordan, 1984; Kerry Joseph, 1995; Kirby Joseph, 2006; Joe Judge, 2001; Jamelle Juneau, 2006; Eric Kidd, 1992, 93; Barry Kimble, 1976; Vick King, 2002, 03; Alex Kjellsten, 2018; Glenn Koch, 1988; Damon Lafrenz, 1997, 98, 99; Vincent Landrum, 1994, 95; Preston Lanier, 1975; Jose Larios, 1993, 95; Luke Lawton, 2002, 03; Cody LeBlanc, 2003, 04; Trent Lee, 1989; Tim Leger, 1996; Desmond Lighten, 2009, 10, 11; Josh Lewis, 2010; Kyle Link, 2008; Chris Livings, 2019; Wes Mangan, 2009; John Marino, 2002, 03; Quinton Marsh, 2015; Ray Martin, 1978, 79; Bret Martin, 1980, 81, 82; Jermaine Martin, 2002; Pat Matthews, 1998, 99; Theron McClendon, 1980; Terry McFarland, 1977; B.J. McNutt, 2002; Guy Morgan, 2013; Jake Morrison, 2000; Tom Murphy, 1979; Eman Naghavi, 2007, 08; Pat Neck, 1991, 92, 93; Allen Nelson, 2007, 08; Reggie Nelson, 1997, 98; Keith Ortego, 1984; Toddrick Pendland, 2008, 09; Ralph Phillips, 1975; Mike Pierce, 1989, 90; Kavika Pittman, 1994, 95; Marty Posey, 1992; Brent Pousson, 2006; Blake Prejean, 1997; Harry Price, 1979; Hadley Prince, 2002; Gunnar Raborn, 2017; Chad Reeves, 1995; Casey Richter, 2009; Eric Roberts, 1990, 91; Roderick Royal, 2002, 03; Lawayne Ross, 2017; Blayne Rush, 1991, 93; Aaron Sam, 2014; B.J. Sams, 2003; Alec Savoie, 2011; Dana Scott, 1992, 93, 94; Wallace Scott, 2015; Artie Shankle, 1979; Bryan Smith, 2006, 07; Bobby Smith, 1991; Keith Smith, 2002, 03; Leonard Smith, 1981, 82; Diontae Spencer, 2013; Stephen Starring, 1980, 81; Don Stump, 1979, 80, 81; Kip Texada, 1989, 90; Johnnie Thibodeaux, 1974; Khalil Thomas, 2016; Jonathan Walker, 2007; Michael Warren, 1993; Steven Whitehead, 2006; Clyde Williams, 1997; Bobby Wilson, 1976; Marcus Wiltz, 2013; Jerrell Zeno, 2003.

Nicholls

Chandler Arceneaux, 2016, 18; Jacob Bender, 2005, 06; PJ Burkhalter, 2019; Bradston Burnside, 2019; Broderick Cole, 2005, 2007; Colt Colletti, 2001, 04; Chris Crawford, 2003; Matt Deroche, 2002; Brian Dessesles, 1994; Adam Diel, 1994, 96; Dai'Jean Dixon, 2019; Patrick Dolan, 2008, 09, 10; Toney Edison, 2006; Murphy Edwards, 1988; John Emery, 1996; Bobby Felder, 2010, 11; Lorrann Fonseca, 2018; Chase Fourcade, 2018, 19; Ben Gombossy, 2007; Julien Gums, 2019; Ryan Hanley, 2018; Cory Kemps, 2011; Sully Laiche, 2016, 18, 19; Michael LeBlanc, 1994; Jarvis Lillie, 1991; Chika Madu, 2011; Robert Martin, 1998; Marlin Meeks, 2009; Kareem Moore, 2007; Kevin Moore III, 2019; Royce Nelson, 1992; Joe Ogletree, 2005; Allen Pittman, 2019; Darryl Pounds, 1991, 92, 93, 94; Greg Reynolds, 1996; Josh Son, 2002; Cody Stogner, 2005; Chris Thompson, 2001, 02, 03; Jeremy Thompson, 2000; Joseph Tobias, 2005; Cory Vavala, 2005, 06; Evan Veron, 2018; LeJuan Walker, 2002; Michael Walker, 1991; Lardarius Webb, 2007, 08; Clarence Wiggins, 1994; David Willis, 2004; Michael Young, 2005.

Northwestern State

Darius Adams, 1992; Justin Aldredge, 2011; Issa Banna, 2004; Brian Booth, 2005; Demetress Bell, 2007; Michael Booker, 2010; Hayden Bourgeois, 2018; William Broussard, 1999; Justin Brown, 2004; Greg Buckley, 2003, 04; Andre Carron, 1989, 90, 91; Marion Chapman, 2014; Imoan Claiborne, 2014; Tory Collins, 2005, 06; Robert Daniel, 1998; Ron Davis, 1990; John Dippel, 1994; Ed Eagan, 2014, 15; Wesley Eckles, 2008; Al Edwards, 1989; Jazz Ferguson, 2018; Mike Funches, 1998; Mike Green, 1998, 99; Adrian Hardy, 1991, 92; Jayson Hayes, 1995; George Haynes, 1995; Randy Hilliard, 1989; Derrick Johnese, 2002, 04; Jamall Johnson, 2003, 04; Jermaine Jones, 1997, 98; John King, 1990; John Kulakowski, 1987; Byron Lawrence, 2007; De'Mard Llorens, 2016; Roy Locks, 2002; Jeremy Lofton, 2001; Tony Maranto, 1997; Clarence Matthews, 1994, 95; Terrence McGee, 2000, 01; Chris Moore, 2015; Edward Moses, 1992, 93; Greg Necaize, 1990; Quintene Newhouse, 2003, 04; Patrick Palmer, 1996, 97; Leonard Parker, 1988; David Pittman, 2004, 05; Ronnie Powell, 1997; Ed Queen, 2004, 06; Steve Readeaux, 1994; Archie Robinson, 1997; Kurt Rodriguez, 2000, 02; Derek Rose, 2010, 12; John Shaughnessy, 2011; Quan Shorts, 2019; Albert Smith, 2009; Marcus Spears, 1991, 92, 93; John Tappin, 1990; Tony Taylor, 1998, 99, 2000; Gene Tennison, 2001; Keith Thibodeaux, 1996; Carlos Treadway, 1992; Floyd Turner, 1988; Russ Washington, 2004, 05, 06; Robert Weeks, 2008; Ahmad Willis, 2001, 02; Toby Zeigler, 2004, 05.

Sam Houston State

Lish Adams, 1987, 88; Billy Anderson, 1987; Corey Avery, 2015, 16, 17; Michael Bankston, 1989, 90, 91; Bridge Blount, 2016; Bart Bradley, 1989; Woody Brandom, 2019; Jeremiah Briscoe, 2016; Chris Brown, 2007, 08; Chris Chaloupka, 1999; J.T. Cleveland, 2011, 12; Jonathon Cooper, 2001; Chris Crockett, 2011; Davion Davis, 2017, 18; Keith Davis, 2000, 01; Chase Denton, 2001; Tim Denton, 1995; T.J. Dibble, 2003; Matt Dominguez, 1998, 99, 2000; Paul Donelson, 2004; Lachlan Edwards, 2014; Ricky Eggleston, 1987; Josh Farrell, 1993; Eric Feilo, 2013; Joseph Fignshaw, 2016; Andre Finley, 1988; Timothy Flanders, 2010, 11, 12, 13; Darion Flowers, 2016; Matt Foster, 2012; Jarrod Fuller, 2004; Lance Garner, 2004; Floyd George, 1987; Jason Godfrey, 2003; Brandon Hale, 2006, 07; Lance Hancock, 2006; Marcus Hajdik, 1995; P.J. Hall, 2014, 15, 16, 17; Charles Harris, 1993; Keith Heinrich, 2000, 01; Will Henry, 2011; Keshawn Hill, 2014; Kaleb Hopson, 2012; Mark Hughes, 2004; Steve Izevbizua, 2003, 04; Donald Jackson, 2013, 14, 15; Kenneth Jenkins, 2010, 11; Jared Johnson, 2015; Justin Johnson, 2016, 17; T.J. Jones, 2012; Jeff Kerby, 1990; Ryan Klaus, 1995, 96; Willie Lacy, 1991; Dustin Long, 2004; Yedidah Louis, 2016; Chris Louvier, 2004; Jason Madkins, 2009; Dedrick Manigo, 1996; Blake Martin, 2006, 07; Trace Mascorro, 2019; Elvin Massenburge, 1994; Jason Mathenis, 2004; Zyon McCollum, 2018; Josh McCown, 2001; Victor McKnight, 1998, 99; Matt McRobert, 2019; Mike Ober, 1989; Trenier Orr, 2014, 15; Kevin Pesak, 1995, 96, 97; Troy Phipps, 2003; Kelvin Randall, 2001; Reginald Reddick, 2000; Byron Richmond, 2007; Derick Roberson, 2018; Corey Roberts, 2004, 05; Chris Rogers, 2012; Hunter Schmidt, 2009; Royce See, 2019; Richard Sincere, 2011, 12; Darius Smith, 1995; Stevie Smith, 2005; Bookie Sneed, 2013; Claude Stewart, 1992; Nathan Stewart, 2017; Greg Studdard, 1996; Dax Swanson, 2012; Darius Taylor, 2012; Darnell Taylor, 2011, 12; D.D. Terry, 2006; Tyler Tezeno, 2016; Colby Thomas, 2019; Luther Turner, 1987; Michael Wade, 2014; Michael Watanabe, 2017; Travis Watson, 2011; Torrance Williams, 2013; Murphy Yates, 1990, 91.

Southeastern Louisiana

Ryan Adams, 2014; Robert Alford, 2012; Pat Allen, 2019; Bryan Bennett, 2013, 14; Jonathan Braddock, 2014; Tommy Connors, 2008, 10; Isiah Corbett, 2014; Gasten Gabriel, 2013; Taylor Gadbois, 2016; Cqulin Hubert, 2013; Felton Huggins, 2005; Ferlando Jordan, 2019; Jay Lucas, 2007; Max Lyons, 2017; Harlan Miller, 2013, 14, 15; Mark Newbill, 2009; Marshall Paris, 2013; Juwan Petit-Frere, 2018; Xavier Roberson, 2013; Juwaan Rogers, 2016; Bransen Schwebel, 2018; Seth Sebastian, 2013; Maea Teuhema, 2017; Sione Teuhema, 2017; Jeff Turner, 2007; Donald Usry, 2006; Devonte Williams, 2018; Re'Keem Wilson, 2009; Simmie Yarborough, 2011.

Stephen F. Austin

Michael Adams, 2001; Bo Alexander, 1989; Bruce Alexander, 1988; Josh Aubrey, 2010, 2012; Cory Barlow, 2009; Greg Barnum, 2002; Damiyon Bell, 1995; George Bias, 2010, 11; Derrick Blaylock, 2000; Duane Brooks, 2009; Michael Brooks, 2013; Greg Bryant, 1989; David Carmona, 1996; Larry Centers, 1988, 89; Kenneth Charles, 2010; KaRon Coleman, 1999; Gralyn Crawford, 2010; David Crocker, 2001, 2003; Anthony Dingle, 2001, 02; Dominique Edison, 2008; Mike Everhart, 1993; John Franklin, 2016; Eugene Garner, 1997; David Gibbs, 1988; Karl Glimp, 2009; Kevin Goodwin, 1995; Brent Hafford, 2002, 03; Todd Hammel, 1989; Keldrick Holman, 2005, 06; Jeff Jackson, 1988, 89; Pat Jackson, 1989; Curtis James, 1995; Chris Jefferson, 1994, 96; Willie Jefferson, 2011, 12; Gus Johnson, 2012, 14; Jeremy Johnson, 1998; James Kern, 1995; Lee Kirk, 1995; Tim Knicky, 2008-09; Kevin Landry, 2003; Eric Lokey, 1987, 88; Brian Minton, 1995; Willie Mitchell, 1994; Keith Melcher, 1988; Jeremy Moses, 2010; David Phillips, 2003; Octus Polk, 1994; Chuck Rawlinson, 1988; Mikhael Ricks, 1997; Chris Roberson, 1994; Cordell Roberson, 2010, 11, 12; Darren Robinson, 2012; Storm Ruiz, 2019; Louie Runnells, 2006; Talton Russell, 1997; Terrance Shaw, 1994; Ryan Smith, 2004; Chad Stanley, 1997, 98; Roderick Stansill, 1989; Danny Southall, 2006; John Steele, 2012; David Temple, 1991; Tony Tompkins, 2003; Chuck Thompson, 2001; Jeremiah Trotter, 1996, 97; David Walden, 1999; Cedric Walker, 1990, 91, 92, 93; Sean Warren, 2010; David Whitmore, 1988, 89; Byron Williams, 2014; Jabara Williams, 2008, 09, 10; Michael Williams, 2003; Derrick Wright, 1990; Eric Wright, 1990; Joey Wylie, 1995.

FORMER MEMBERS

Arkansas State

Mike Adams, 1986; Fred Barnes, 1986; Vincent Barnett, 1986; Randy Barnhill, 1984, 85, 86; Bill Bergey, 1967, 68; Mike Berta, 1965; Donnie Beshears, 1969; Dennis Bolden, 1975; Dwane Brown, 1986; Ray Brown, 1985; Dan Buckley, 1968, 69; Steve Burks, 1972; Maurice Carthon, 1981; Jerry Castor, 1978, 79; Gary Cleve, 1970; Michael Cline, 1984, 85; Butch Cook, 1977; Keith Cox, 1978; Gary Crane, 1968; Carter Ray Crawford, 1985; Hugh Crisp, 1977; Dick Dixon, 1974, 75; Doug Dobbs, 1978; Wayne Dorton, 1971; Chet Douthit, 1970; Joe Duren, 1971; Rick Fishback, 1982; Charlie Fredrick, 1986; Danny Garrison, 1978; Bruce Gartman, 1980, 82; Bobby Gentry, 1970; Terry Gwin, 1966; James Hamilton, 1970; Calvin Harrell, 1969, 70, 71; Willie Harris, 1974; Leroy Harris, 1975, 76; David Hines, 1975; T.J. Humphreys, 1975, 76; Rickey Jemison, 1985, 86; Ken Jones, 1972, 75; Gerald Jumper, 1966; Jamie Klipsch, 1973; Larry Lawrence, 1978; Greg Lee, 1985, 86; Jimmy Lisko, 1975; Steve Lockhart, 1970, 71; Doug Lowery, 1973; Mike Malham, 1974, 75; John Manatt, 1974; Kevin McClelland, 1967; Frank McGuigan, 1968; Dennis Meyer, 1970, 71; David Mitchell, 1973; Eddie Morgan, 1975; Mike Morris, 1981, 82; Dave Muckensturm, 1970, 71, 72; Jerry Muckensturm, 1975; Dan Mullen, 1975; Joel Mullins, 1976; Verlon Murray, 1971; Marvin Neloms, 1984, 85, 86; Bill Pagano, 1964; Roy Painter, 1976; Bill Phillips, 1969, 70; H.K. Reeves, 1965; Jerry Reiman, 1973; Dick Ritchey, 1965, 66, 67; Scott Roper, 1986; Jerome Sims, 1983; Joe Slayton, 1978; Jack Smith, 1968, 69; Ron Smith, 1979; Robert Speer, 1975, 76; Steve Struble, 1968; Dan Summers, 1964, 65; John Suskie, 1986; Clovis Swinney, 1967, 68, 69; Leveren Tillman, 1981; Ed Troutt, 1984; David Walls, 1969; Marshall Walls, 1969; Lloyd Walls, 1975; Wesley Williams, 1978; Farrell Wilson, 1984; Stan Winfrey, 1974; Jim Wiseman, 1986; Ron Worthen, 1966, 67.

Jacksonville State

Joey Hamilton, 1998, 99; Delvin Hughley, 2000; Montressa Kirby, 1998; Eurosius Parker, 1998; Richie Rhodes, 2001, 02; Rondy Rogers, 2001; Jeremy Sullivan, 2000, 01; Deon White, 2002.

UL Lafayette

Louis Age, 1971; Willie Allen, 1980; Brent Anderson, 1981; Frank Bartley, 1978; Don Blair, 1971, 72; Rodney Breaux, 1979; Ken Chenier, 1978; Tyrone Copper, 1980; Roy Henry, 1976; Ron Irving, 1977, 78; Andy Martin, 1981; David Neustrom, 1973; Neal O'Brien, 1973; Dennis Peoples, 1980; G.A. Rodrigue, 1975; John Roveto, 1977; Bob Rule, 1976; Rafael Septien, 1975, 76; Rodney Smith, 1979; Dale Thomas, 1979, 80; Les Vogel, 1972, 73; Keith Walker, 1976, 77; Ken Williams, 1972.

ULM

Norman Amos, 1990; Raymond Baptiste, 1993; John Barbee, 1993; Bennie Bazley, 1992; Vincent Brisby, 1991, 92; Bubby Brister, 1985; Barry Broussard, 1983; Claude Brumfield, 1987; Arthur Christophe, 1982; John Clement, 1987; Robert Cobb, 1993; Eric Cox, 1991; Bobby Craighead, 1982; Cyril Crutchfield, 1987, 88; Bruce Daigle, 1982, 83; Scott Davis, 1985; Joey Evans, 1983, 84; James Folston, 1992, 93; Jesse Garcia, 1983; Teddy Garcia, 1987; Mike Grantham, 1983, 84; Richard Green, 1987; Jackie Harris, 1988, 89; Curtis Harrison, 1992; Rodney Horn, 1984; Stan Humphries, 1987; Tommy Jackson, 1986; Will Johnson, 1986; Benny Jones, 1983; Chris Jones, 1985; Reggie Lawson, 1988, 90; Wendal Lowrey, 1992; Mike Manzullo, 1987; Rod Moon, 1989, 90; David Outley, 1983; Roosevelt Potts, 1991, 92; Cisco Richard, 1990; Greg Robinson, 1992; Tag Rome, 1982, 83; Ricky Sanders, 1982; Matt Shepherd, 1991, 92; Darrell Slater, 1984; Darnell Small, 1985; Irving Spikes, 1993; Mike Turner, 1985; Rob Wallow, 1991; Kevin Washington, 1993; Ronnie Washington, 1984; Chris Weaver, 1983; Anthony Williams, 1990; Stepfret Williams, 1993; Vic Zordan, 1992.

Louisiana Tech

Doyle Adams, 1984, 85; Larry Anderson, 1976, 77; Rodney Bagley, 1975; Lyn Bankston, 1980; Mike Barber, 1974, 75; Russell Bates, 1973; George Benyola, 1984, 85; Glen Berteau, 1973; Jimmy Blackshire, 1977, 78; Tony Boles, 1981, 82; Ken Bonnette, 1977; Roger Carr, 1972, 73; John Causey, 1972, 73; Randy Crouch, 1974; Roberto Dager, 1982; Fred Dean, 1971, 72, 73, 74; Haywood Dejean, 1981; Jean Dornier, 1978; Paddy Doyle, 1986; Matt Dunigan, 1982; Denny Duron, 1972, 73; Gerald Eddings, 1975; Rod Foppe, 1977; Pat Greer, 1972, 73; Ken Hetherington, 1985; Phil Israel, 1971; Erick Johnson, 1971; Walter Johnson, 1984, 85, 86; Zack Jones, 1979; Trey Junkin, 1982; Austin Kattenbraker, 1982; Doug Landry, 1983, 84, 85; Ken Lantrip, 1971; C.J. Lottinger, 1978; Ardis McCann, 1978; Larry McCartney, 1977; Charles McDaniel, 1971, 74; Joe McNeely, 1972, 73; Lester Mills, 1985; Mike Nickel, 1982; Leland Padgett, 1980; Ronnie Paggett, 1977; Joey Pender, 1981; Donnie Perry, 1975, 77; Jerry Pope, 1973, 74, 76; Garlon Powell, 1986; Johnny Robinson, 1978, 79, 80; Billy Ryckman, 1976; Rickey Shirley, 1974; Clayton Shoemaker, 1986; Scooter Spruiell, 1978; Mike Swinney, 1971; Keith Thibodeaux, 1977; Chris Tilley, 1983; Pat Tilley, 1974, 75; Roy Waters, 1974; Donald Washington, 1984, 85; John Henry White, 1975, 77; Curley White, 1977; Wenford Wilborn, 1973, 74; George Yates, 1978; Andre Young, 1979, 80, 81.

North Texas

Bron Beal, 1986, 87, 88; Scott Bowles, 1987, 88, 90; David Brown, 1994; Marcus Camper, 1988; Greg Carter, 1983; Keith Chapman, 1988, 89; Darrin Collins, 1987; Rayford Cooks, 1983; Scott Davis, 1988, 90; Ed Fleming, 1986; Byron Gross, 1989, 90; Lester Harper, 1983; Ronnie Hickman, 1983; Willis Hudson, 1994; Rex Johnson, 1988; John Lott, 1986; Mitch Maher, 1994; Roderick Manning, 1989; Gordon McFeders, 1987; Tom Middaugh, 1987; Mike Minter, 1986; Kendell Nelson, 1987; Zane Paschall, 1988; Kim Phillips, 1987, 88; Dwight Poole, 1987; Dan Reeder, 1983; Mike Rhone, 1986; Jay Saad, 1984; Luis Silva, 1994; John Starnes, 1983, 84; Lance White, 1986.

UT Arlington

Brent Albright, 1976; Keith Arbon, 1985; Greg Bailey, 1968; Ernest Baptist, 1970, 71, 72; Mike Barnes, 1966; Ron Barnett, 1974-75; Mike Baylor, 1967; Bob Beckner, 1975, 76; Bill Bradshaw, 1976; Hiram Burleson, 1971, 72; Dexter Bussey, 1972, 73; Skipper Butler, 1967, 68, 69; Scotty Caldwell, 1982, 83, 84; Mark Cannon, 1981, 83; Dwight Carey, 1977; Bruce Collie, 1982, 83, 84; Rhea Coppedge, 1972; Guy Davis, 1978; Jack DeGrenier, 1972; Roy Dewalt, 1978, 79; Bob Diem, 1966, 67; Fred Doerr, 1967; Mickey Eddleman, 1969; David Flake, 1976; Fred Gough, 1968; Danny Griffin, 1967, 68, 69; Clint Hailey, 1985; Jack Hall, 1964; Brent Hargrove, 1982; Bill Harris, 1979; Dick Hill, 1968; Roy Hinojosa, 1981; Steve Jackson, 1965; Derrick Jensen, 1976, 77; Phillip Jessie, 1980; Randy Johnson, 1981; Kevin Kogucz, 1979; Ken LaJustice, 1965; Gary Lewis, 1980; Jim Marcum, 1968; Mike Matocha, 1979; Bud McCluskey, 1980; Tim McKyer, 1984, 85; Don Morrison, 1969; Ken Ozee, 1965, 66; Troy Patridge, 1969; Keith Pressley, 1981; Stacy Rayfield, 1983; Ken Riley, 1966, 67; David Smalls, 1976; Mike Stamps, 1968; Danny Stout, 1981, 82; Jimmy Thomas, 1967; Willie Thomas, 1976, 77, 79; Bob Utley, 1965; Dewey Wakefield, 1977, 78; Robert Willbanks, 1966, 67; Melvin Witt, 1966.

Texas State

Paul Alsbury, 1990; Clenton Ballard, 2000, 01; Rick Barrow, 1999; Clint Bendele, 1999; Jeff Bowen, 2008; Blake Burton, 2006, 08; Karrington Bush, 2008; Victor Carr, 1993; C.J. Carroll, 1999, 2000; Jeremy Castillo, 2006; Chad Coleman, 1990; Myron Coleman, 2000; Cory Eloif, 2003, 04, 05; Fred Evans, 2004, 05; Brad Fulks, 1987; Da' Marcus Griggs, 2010; D.J. Hall, 2009, 10; Like Horder, 2005; Bill Jones, 1988; Stan Jones, 2005; Tom Keresztury, 2005; Cameron Luke, 2007, 08; Chris MacDonald, 2006, 07; Justin Martinez, 2001; Claude Mathis, 1994, 95, 96, 97; Ben McClellan, 1999; Adam Means, 1996-97; Walter Musgrove, 2005, 06; Barrick Nealy, 2005; Jeff Novak, 1989; Greg Pitts, 2001; Gilbert Price, 1991; Mishak Rivas, 2009; Reggie Rivers, 1990; John Rowland, 1994; Spicer Sigman, 1992, 93; David Simmons, 2004, 05; Eric Tennessee, 1987; Ervin Thomas, 1991; Travis Upshaw, 2005; Darrick Vaughn, 1999; Doug Wheeler, 2001; Markee White, 2005; Ray Whitehead, 1992; Donald Wilkerson, 1994; Maurice Williams, 1991; Rod Woodard, 1991.

Trinity

Jim Anderson, 1968; Ronnie Boyette, 1968; Edwin Ckudre, 1965; Truman Franks, 1965; Jackie Hall, 1965, 66; William Hines, 1967, 68; Bill Hodge, 1971; Walter Huntley, 1970; Bruce Jackson, 1969, 70, 71; Johnny Jones, 1964; Bill Keresztury, 1970, 71; Steve Laidlaw, 1971; Greg Lens, 1968; Obert Logan, 1964; Steve Majka, 1971; Les Obie, 1964; Greg Oliver, 1970; Kit Sommers, 1969; Marvin Upshaw, 1966, 67; Donnie Witwiski, 1966; Billy Woodlee, 1966.

Troy

Tim Betts, 2000; Shane Black, 1996; Thad Buttone, 2000; Blake Carruthers, 2000; Jonathan Carter, 2000; Scott Childers, 1996; Nick Colbert, 2000; Aaron Fields, 1999; Arrid Gregory, 1996; Kerry Jenkins, 1996; Clifford Ivory, 1997; Reggie Lowe, 1997; Al Lucas, 1998, 99; Pratt Lyons, 1996; Michael Moore, 1999; Stacy Murray, 1996; Brock Nutter, 2000; Anthony Rabb, 1998, 99; Cleve Roberts, 1997, 98; Demetric Shipman, 1996; Eric Sloan, 1998, 99; Willie Smith, 1996; Marcus Spriggs, 1997, 98; Shawn Stucky, 1997; Charles Thomas, 2000; Lawrence Tynes, 2000.

MISCELLANEOUS RECORDS



COACHING VICTORIES

Coach, School	Years	W-L-T	Pct
Ron Randleman, SHSU*	1987-04	100-100-3	.500
Sam Goodwin, NSU*	1987-99	83-64-2	.564
Matt Viator, MCN	2006-15	78-33-0	.703
Bobby Keasler, MCN	1990-98	78-34-2	.693
Maxie Lambright, LTU	1971-78	73-17-2	.804
K.C. Keeler, SHU	2014-pres.	59-22-0	.728
Vernon Glass, LU	1964-75	58-64-0	.476
Pat Collins, ULM	1982-88	52-29-0	.641
Larry Laceywell, ASU	1979-86	51-42-0	.548
Bill Davidson, ASU	1971-78	51-32-1	.613
Clint Conque, UCA/SFA**	2007-17	50-55-0	.476

SLC COACHING VICTORIES

Coach, School	Years	W-L-T	Pct
Matt Viator, MCN	2006-15	54-18-0	.750
Ron Randleman, SHSU	1987-2004	51-59-2	.464
Sam Goodwin, NSU	1987-99	49-32-2	.568
Bobby Keasler, MCN	1990-98	43-13-2	.759
K.C. Keeler, SHSU	2014-pres.	42-11-0	.792
Maxie Lambright, LTU	1971-78	33-6-1	.838
Clint Conque, UCA/SFA*	2007-17	32-34-0	.485
Jay Thomas, NICH/NSU	2004-09, 13-17	32-48-0	.400
Tim Rebowe, NICH	2015-pres.	29-16-0	.644
Vernon Glass, LU	1964-75	27-25-1	.519

COACHING WINS/YEAR

Coach, School	Years	W-L-T	W/Yr
Willie Fritz, SHSU	2010-13	40-15-0	10.00
K.C. Keeler, SHU	2014-pres.	59-22-0	9.83
Ernie Duplechin, MCN	1979-81	28-6-0	9.33
Larry Blakeney, TROY*	1996-00	46-16-0	9.20
Maxie Lambright, LTU	1971-78	73-17-2	9.13
Bobby Keasler, MCN	1990-98	78-34-2	8.67
Matt Viator, MCN^	2006-15	78-33-0	7.80
Nathan Brown, UCA	2018-pres.	15-9-0	7.50
Pat Collins, ULM	1982-88	52-29-0	7.43
Bennie Ellender, ASU	1964-70	50-14-4	7.43

WINNING PERCENTAGE

Coach, School	Years	W-L-T	Pct.
Ernie Duplechin, MCN	1979-81	28-6-0	.814
Maxie Lambright, LTU	1971-78	73-17-2	.804
Bennie Ellender, ASU	1964-70	50-14-4	.765
Larry Blakeney, TROY*	1996-00	46-16-0	.742
K.C. Keeler, SHU	2014-pres.	59-22-0	.728
Willie Fritz, SHSU	2010-13	40-15-0	.727
Matt Viator, MCN	2006-15	78-33-0	.703
Bobby Keasler, MCN	1990-98	78-34-2	.696
Jack Doland, MCN	1972-78	50-25-2	.662
Tommy Tate, MCN	2000-06	49-26-0	.653

*Only includes records during years as Southland member;
^Includes partial year in 2006 (eight games); Active coaches in bold.
18 Southland Conference victories and 24 overall victories vacated by NCAA action

INTRA-CONFERENCE RECORDS

Membership	Joined	W-L-T	Pct.
Central Arkansas	2007	74-29-0	.718
McNeese	1972	196-101-7	.656
Sam Houston State	1987	130-96-2	.575
Southeastern Louisiana	2005	58-56-0	.509
Northwestern State	1987	107-117-2	.478
Stephen F. Austin	1987	85-114-3	.428
UIW	2014	21-30-0	.412
Nicholls	1991	71-130-1	.354
Abilene Christian (1964-72)	2014	31-59-1	.346
Lamar (1964-86)	2011	62-123-2	.337
Houston Baptist	2014	6-44-0	.120

Former Members	Years	W-L-T	Pct.
Troy	1996-00	25-9-0	.735
ULM	1982-93	50-21-2	.708
Louisiana Tech	1971-86	57-24-2	.699
Arkansas State	1964-86	62-44-5	.581
Trinity	1964-71	17-16-0	.515
UT Arlington	1964-85	52-52-2	.500
North Texas	1983-94	36-36-2	.500
Texas State	1987-10	60-91-1	.398
UL Lafayette	1971-81	18-33-4	.364
Jacksonville State	1997-02	12-28-0	.300

NON-CONFERENCE RECORDS

	FBS ¹	FCS ²	Non Division I		Total
1975	17-13-1	.565	—	1-0-0 1.000	18-13-1 .578
1976	21-10-0	.677	—	0-0-0 —	21-10-0 .677
1977	19-16-1	.542	—	2-0-0 1.000	21-16-1 .566
1978	9-18-1	.339	5-2-0 .714	1-0-0 1.000	15-20-1 .431
1979	13-12-2	.519	6-1-0 .857	2-0-0 1.000	21-13-2 .611
1980	8-20-0	.286	4-2-0 .667	3-0-0 1.000	15-22-0 .405
1981	11-18-0	.379	3-1-0 .750	1-2-0 .333	15-21-0 .417
1982	3-19-1	.152	12-5-0 .706	4-1-0 .800	19-25-1 .433
1983	5-11-1	.324	10-7-0 .588	2-0-0 1.000	17-18-1 .486
1984	3-10-0	.231	17-6-0 .739	3-2-0 .600	23-18-0 .561
1985	4-8-0	.333	15-5-0 .750	2-3-0 .400	21-16-0 .568
1986	4-9-1	.321	11-9-1 .548	3-1-0 .750	18-19-2 .487
1987	1-8-0	.111	19-10-1 .650	4-1-0 .800	24-19-1 .557
1988	3-5-0	.375	18-10-0 .643	4-0-0 1.000	25-15-0 .625
1989	0-5-0	.000	13-12-0 .520	3-2-0 .600	16-19-0 .457
1990	1-6-0	.143	7-16-0 .304	4-2-0 .667	12-24-0 .333
1991	2-3-0	.400	8-12-2 .409	7-1-0 .875	17-16-2 .514
1992	1-5-0	.167	11-9-0 .550	7-3-0 .700	19-17-0 .528
1993	1-3-0	.250	11-14-0 .440	5-1-0 .833	17-18-0 .486
1994	0-4-0	.000	16-10-1 .611	7-0-0 1.000	23-14-1 .618
1995	1-1-0	.500	16-14-0 .533	6-1-0 .857	23-16-0 .590
1996	2-4-0	.333	15-10-0 .600	7-1-0 .875	24-15-0 .615
1997	0-4-0	.000	12-7-0 .632	7-1-0 .875	19-12-0 .613
1998	1-5-0	.167	13-9-0 .591	7-1-0 .875	21-15-0 .583
1999	2-7-0	.222	3-14-0 .176	8-0-0 1.000	13-21-0 .382
2000	5-4-0	.556	8-9-0 .471	7-0-0 1.000	20-13-0 .606
2001	4-8-0	.333	13-8-0 .619	6-0-0 1.000	23-16-0 .590
2002	1-6-0	.143	20-8-0 .714	6-0-0 1.000	27-14-0 .659
2003	2-7-0	.222	11-11-0 .500	6-2-0 .750	19-20-0 .487
2004	0-2-0	.000	19-13-0 .594	5-0-0 1.000	24-15-0 .615
2005	1-7-0	.125	12-7-0 .632	5-0-0 1.000	18-14-0 .563
2006	0-15-0	.000	5-6-0 .454	6-3-0 .667	11-21-0 .344
2007	2-8-0	.200	5-8-0 .385	6-3-0 .667	13-19-0 .406
2008	0-9-0	.000	10-5-0 .667	10-0-0 1.000	20-14-0 .588
2009	1-10-0	.091	8-9-0 .471	8-0-0 1.000	17-19-0 .472
2010	0-11-0	.000	11-7-0 .611	4-0-0 1.000	15-18-0 .455
2011	1-11-0	.083	12-7-0 .632	7-0-0 1.000	20-18-0 .526
2012	1-15-0	.063	9-5-0 .643	8-0-0 1.000	18-20-0 .474
2013	2-10-0	.167	16-7-0 .696	7-0-0 1.000	26-17-0 .605
2014	2-11-0	.154	9-10-0 .474	6-3-0 .667	17-24-0 .415
2015	0-11-0	.000	2-4-0 .333	6-0-0 1.000	7-15-0 .318
2016	1-11-0	.083	5-6-0 .455	4-1-0 .800	10-18-0 .357
2017	0-9-0	.000	8-9-0 .471	2-0-0 1.000	10-18-0 .357
2018	1-12-0	.077	5-4-0 .555	3-0-0 1.000	9-16-0 .360
2019	1-14-0	.067	11-3-0 .786	4-2-0 .667	16-19-0 .457

¹includes Independence Bowl games; ²includes FCS playoff games.



MISCELLANEOUS RECORDS

HISTORY & RECORDS

MOST POINTS, WINNING TEAM

Points	Winning Team	Opponent	Final Score	Date
76	Southeastern La.	Houston Baptist	76-7	Nov. 8, 2014
72	Lamar	Houston Baptist	72-14	Nov. 1, 2014
71	Stephen F. Austin	Lamar	71-3	Sept. 18, 2010
70	Central Arkansas	Houston Baptist	70-0	Oct. 11, 2014
70	Sam Houston State	Southeastern La.	70-0	Nov. 3, 2012
69	McNeese	Stephen F. Austin	69-38	Nov. 9, 2013
69	Stephen F. Austin	Lamar	69-10	Nov. 5, 2011
69	Sam Houston State	Nicholls	69-17	Nov. 6, 1999
69	Arkansas State	Lamar	69-7	Oct. 31, 1970
66	Central Arkansas	Stephen F. Austin	66-31	Oct. 26, 2013
66	Sam Houston State	Lamar	66-0	Oct. 29, 2011
66	Sam Houston State	Nicholls	66-17	Sept. 23, 2017
66	Central Arkansas	Houston Baptist	66-35	Oct. 6, 2018

MOST POINTS, BOTH TEAMS

Points	Winning Team	Opponent	Final Score	Date
114	Southeastern La.	Houston Baptist	62-52	Oct. 13, 2018
111	Stephen F. Austin	ULM	66-45	Nov. 11, 1989
111	Sam Houston State	UIW	63-48	Oct. 8, 2016
107	McNeese	Stephen F. Austin	69-38	Nov. 9, 2013
105	Sam Houston State	Stephen F. Austin	56-49	Nov. 2, 2013
105	McNeese	Sam Houston State	63-42	Nov. 7, 2009

MOST POINTS, LOSING TEAM

Points	Losing Team	Opponent	Final Score	Date
52	Houston Baptist	Southeastern La.	52-62	Oct. 13, 2018
50	Texas State	Southeastern La.	50-51	Oct. 10, 2009
49	Stephen F. Austin	Sam Houston State	49-56	Nov. 2, 2013
48	UIW	Sam Houston State	48-63	Oct. 8, 2017
47	Texas State	Nicholls	47-49 ^{OT}	Oct. 16, 2010
47	McNeese	Sam Houston State	47-52	Nov. 5, 2004
46	Sam Houston State	Central Arkansas	46-48	Oct. 11, 2008
46	Sam Houston State	Lamar	46-49	Sept. 19, 2015
45	Sam Houston State	Texas State	45-48 ^{OT}	Nov. 22, 2008
45	Southeastern La.	Stephen F. Austin	45-48	Oct. 4, 2008

LARGEST MARGIN OF VICTORY

Margin	Winning Team	Opponent	Final Score	Date
70	Central Arkansas	Houston Baptist	70-0	Oct. 11, 2014
70	Sam Houston State	Southeastern La.	70-0	Nov. 3, 2012
69	Southeastern La.	Houston Baptist	76-7	Nov. 8, 2014
68	Stephen F. Austin	Lamar	71-3	Sept. 18, 2010
66	Sam Houston State	Lamar	66-0	Oct. 29, 2011
62	Arkansas State	Lamar	69-7	Oct. 31, 1970

*Only includes conference-only games

MOST SCORING SHUTOUTS/SEASON

No.	Team	Year	Opponents	Score
4	Louisiana Tech	1973	UL Lafayette*	23-0
			UT Arlington*	44-0
			ULM	44-0
			Western Kentucky	34-0

* indicates Southland Conference game

MOST SLC SHUTOUTS/SEASON

No.	Team	Year	Opponents	Score
2	Troy	2000	Stephen F. Austin	6-0
			Jacksonville State	28-0
2	McNeese	1988	ULM	23-0
			Sam Houston State	37-0
2	Arkansas State	1985	North Texas	56-0
			Lamar	21-0
2	McNeese	1985	North Texas	0-0
			ULM	10-0
2	North Texas	1985	McNeese	0-0
			Lamar	20-0
2	North Texas	1983	Arkansas State	17-0
			Lamar	10-0
2	McNeese	1974	UL Lafayette	38-0
			UT Arlington	43-0
2	Louisiana Tech	1973	UL Lafayette	23-0
			UT Arlington	44-0
2	Sam Houston State	1973	Nicholls	41-0
			Southeastern La.	70-0

ALL-TIME STANDINGS



1964	Southland				All Games			
	W	L	T	Pct.	W	L	T	Pct.
Lamar ¹	3	0	1	.875	6	2	1	.723
Arkansas State	2	0	2	.750	7	0	2	.889
Trinity	2	2	0	.500	3	7	0	.300
Abilene Christian	1	3	0	.250	5	5	0	.500
UT Arlington	0	3	1	.125	3	6	1	.350

¹includes loss in Pecan Bowl

1965	Southland				All Games			
	W	L	T	Pct.	W	L	T	Pct.
Lamar	3	1	0	.750	6	4	0	.600
UT Arlington	2	2	0	.500	6	3	0	.667
Trinity	2	2	0	.500	4	5	1	.450
Abilene Christian	2	2	0	.500	4	5	0	.444
Arkansas State	1	3	0	.250	6	3	0	.667

1966	Southland				All Games			
	W	L	T	Pct.	W	L	T	Pct.
UT Arlington	3	1	0	.750	6	4	0	.600
Lamar	3	1	0	.750	6	4	0	.600
Arkansas State	2	2	0	.500	7	2	0	.778
Trinity	2	2	0	.500	5	4	0	.556
Abilene Christian	0	4	0	.000	4	6	0	.400

1967	Southland				All Games			
	W	L	T	Pct.	W	L	T	Pct.
UT Arlington ¹	4	0	0	1.000	10	1	0	.909
Lamar	3	1	0	.750	7	3	0	.700
Arkansas State	2	2	0	.500	4	5	0	.444
Trinity	1	3	0	.250	3	7	0	.300
Abilene Christian	0	4	0	.000	3	6	0	.333

¹includes win in Pecan Bowl

1968	Southland				All Games			
	W	L	T	Pct.	W	L	T	Pct.
Arkansas State ¹	3	0	1	.875	7	3	1	.682
UT Arlington	3	1	0	.750	6	4	0	.600
Trinity	2	2	0	.500	5	4	0	.556
Abilene Christian	1	2	1	.375	4	5	1	.421
Lamar	0	4	0	.000	0	10	0	.000

¹includes loss in Pecan Bowl

1969	Southland				All Games			
	W	L	T	Pct.	W	L	T	Pct.
Arkansas State ¹	4	0	0	1000	8	1	1	.850
Abilene Christian	2	2	0	.500	8	2	0	.800
UT Arlington	2	2	0	.500	5	5	0	.500
Trinity	2	2	0	.500	4	6	0	.400
Lamar	0	4	0	.000	3	7	0	.300

¹includes win in Pecan Bowl

1970	Southland				All Games			
	W	L	T	Pct.	W	L	T	Pct.
Arkansas State ¹	4	0	0	1000	11	0	0	1000
Abilene Christian	3	1	0	.750	9	2	0	.818
Trinity	2	2	0	.500	5	6	0	.455
Lamar	1	3	0	.250	3	7	0	.300
UT Arlington	0	4	0	.000	0	10	0	.000

¹includes win in Pecan Bowl

1971	Southland				All Games			
	W	L	T	Pct.	W	L	T	Pct.
Louisiana Tech ¹	4	1	0	.800	9	2	0	.818
Trinity	4	1	0	.800	8	2	0	.800
Lamar	4	1	0	.800	5	6	0	.455
UL Lafayette	2	2	1	.500	5	4	1	.550
Arkansas State	1	3	1	.300	4	4	1	.500
Abilene Christian	1	4	0	.200	5	5	0	.500
UT Arlington	1	4	0	.200	2	9	0	.182

¹includes win in Pioneer Bowl

1972	Southland				All Games			
	W	L	T	Pct.	W	L	T	Pct.
Louisiana Tech ¹	5	0	0	1000	12	0	0	1000
UT Arlington	4	1	0	.800	5	6	0	.455
McNeese	3	2	0	.600	8	3	0	.728
Lamar	3	2	0	.600	8	3	0	.728
UL Lafayette	1	4	0	.200	5	6	0	.455
Arkansas State	1	4	0	.200	4	7	0	.364
Abilene Christian	1	4	0	.200	3	8	0	.273

¹includes win in Grantland Rice Bowl

1973	Southland				All Games			
	W	L	T	Pct.	W	L	T	Pct.
Louisiana Tech ¹	5	0	0	1.000	12	1	0	.923
Arkansas State	3	2	0	.600	7	3	0	.700
Lamar	3	2	0	.600	5	5	0	.500
McNeese	2	3	0	.400	7	3	0	.700
UT Arlington	2	3	0	.400	4	6	0	.400
UL Lafayette	0	5	0	.000	0	10	0	.000

¹includes 3-0 record in Division II playoffs

1974	Southland				All Games			
	W	L	T	Pct.	W	L	T	Pct.
Louisiana Tech ¹	5	0	0	1000	11	1	0	.971
Lamar	4	1	0	.800	8	2	0	.800
Arkansas State	3	2	0	.600	7	3	0	.700
McNeese	2	3	0	.500	6	4	1	.591
UT Arlington	1	4	0	.200	1	10	0	.091
UL Lafayette	0	5	0	.000	2	9	0	.182

¹includes 1-1 record in Division II playoffs

1975	Southland				All Games			
	W	L	T	Pct.	W	L	T	Pct.
Arkansas State	5	0	0	1000	11	0	0	1.000
Louisiana Tech	4	1	0	.800	8	2	0	.800
McNeese	3	2	0	.600	7	4	0	.636
UL Lafayette	2	3	0	.400	6	5	0	.545
UT Arlington	1	4	0	.200	4	7	0	.364
Lamar	0	5	0	.000	1	10	0	.091

1976	Southland				All Games			
	W	L	T	Pct.	W	L	T	Pct.
McNeese ¹	4	1	0	.800	10	2	0	.833
UL Lafayette ²	4	1	0	.800	7	4	0	.636
UT Arlington	3	2	0	.600	5	6	0	.455
Louisiana Tech	2	3	0	.400	6	5	0	.545
Arkansas State	2	3	0	.400	5	6	0	.455
Lamar	0	5	0	.000	2	9	0	.182

¹includes win in Independence Bowl; ²forfeited two regular-season wins

1977	Southland				All Games			
	W	L	T	Pct.	W	L	T	Pct.
Louisiana Tech ¹	4	0	1	.900	9	1	2	.833
UL Lafayette	2	1	2	.600	6	4	2	.583
UT Arlington	3	2	0	.600	5	6	0	.455
Arkansas State	2	3	0	.400	7	4	0	.636
McNeese	1	3	1	.300	5	5	1	.500
Lamar	1	4	0	.200	2	9	0	.182

¹includes win in Independence Bowl

1978	Southland				All Games			
	W	L	T	Pct.	W	L	T	Pct.
Louisiana Tech ¹	4	1	0	.800	6	5	0	.545
Arkansas State	4	1	0	.800	7	4	0	.636
UT Arlington	3	2	0	.600	5	6	0	.455
McNeese	2	3	0	.400	7	4	0	.636
UL Lafayette	2	3	0	.400	3	8	0	.273
Lamar	0	5	0	.000	2	8	1	.227

¹includes loss in Independence Bowl



ALL-TIME STANDINGS

HISTORY & RECORDS

1979	Southland				All Games			
	W	L	T	Pct.	W	L	T	Pct.
McNeese ¹	5	0	0	1.000	11	1	0	.917
UT Arlington	4	1	0	.800	9	2	0	.818
Lamar	3	2	0	.600	6	3	2	.636
UL Lafayette	1	4	0	.200	4	7	0	.364
Arkansas State	1	4	0	.200	4	7	0	.364
Louisiana Tech ²	1	4	0	.200	3	8	0	.273

¹includes loss in Independence Bowl; ²includes one win by forfeit

1980	Southland				All Games			
	W	L	T	Pct.	W	L	T	Pct.
McNeese ¹	5	0	0	1.000	10	2	0	.833
UL Lafayette	4	1	0	.800	7	4	0	.636
UT Arlington	3	2	0	.600	3	8	0	.273
Louisiana Tech	2	3	0	.400	5	6	0	.455
Lamar	1	4	0	.200	3	8	0	.273
Arkansas State	0	5	0	.000	2	9	0	.182

¹includes loss in Independence Bowl

1981	Southland				All Games			
	W	L	T	Pct.	W	L	T	Pct.
UT Arlington	4	1	0	.800	6	5	0	.545
McNeese	3	1	1	.700	7	3	1	.682
Arkansas State	3	2	0	.600	6	5	0	.545
Louisiana Tech	2	2	1	.500	4	6	1	.409
Lamar	1	3	1	.300	4	6	1	.409
UL Lafayette	0	4	1	.100	1	9	1	.136

1982	Southland				All Games			
	W	L	T	Pct.	W	L	T	Pct.
Louisiana Tech ¹	5	0	0	1.000	10	3	0	.769
ULM	4	1	0	.800	8	3	0	.727
Arkansas State	2	3	0	.400	5	6	0	.455
McNeese	2	3	0	.400	4	6	1	.409
Lamar	1	4	0	.200	4	7	0	.364
UT Arlington	1	4	0	.200	3	8	0	.273
North Texas	0	0	0	—	2	9	0	.182

¹includes 1-1 record in FCS playoffs

1983	Southland				All Games			
	W	L	T	Pct.	W	L	T	Pct.
North Texas ¹	5	1	0	.833	8	4	0	.667
ULM	5	1	0	.833	8	3	0	.727
McNeese	3	3	0	.500	6	5	0	.545
Arkansas State	3	3	0	.500	5	5	1	.500
UT Arlington	2	4	0	.333	5	6	0	.455
Louisiana Tech	2	4	0	.333	4	7	0	.364
Lamar	1	5	0	.183	2	9	0	.192

¹includes 0-1 record in FCS playoffs

1984	Southland				All Games			
	W	L	T	Pct.	W	L	T	Pct.
Louisiana Tech ¹	5	1	0	.833	10	5	0	.667
Arkansas State ²	4	1	1	.750	8	4	1	.654
UT Arlington	4	2	0	.667	7	4	0	.636
ULM	3	3	0	.500	7	4	0	.636
McNeese	2	3	1	.417	7	3	1	.682
Lamar	1	5	0	.167	2	9	0	.192
North Texas	1	5	0	.167	2	9	0	.192

¹includes 3-1 record in FCS playoffs; ²includes 1-1 record in FCS playoffs

1985	Southland				All Games			
	W	L	T	Pct.	W	L	T	Pct.
Arkansas State ¹	5	1	0	.833	9	4	0	.692
Louisiana Tech	4	2	0	.667	8	3	0	.727
McNeese	3	1	2	.667	6	3	2	.636
ULM	3	3	0	.500	6	5	0	.545
North Texas	2	3	1	.417	4	6	1	.409
UT Arlington	2	3	1	.417	4	6	1	.409
Lamar	0	6	0	.000	3	8	0	.273

¹includes 1-1 record in FCS playoffs

1986	Southland				All Games			
	W	L	T	Pct.	W	L	T	Pct.
Arkansas State ¹	5	0	0	1.000	12	2	1	.833
North Texas	3	2	0	.600	6	4	0	.600
Louisiana Tech	3	2	0	.600	6	4	1	.591
ULM	3	2	0	.600	5	6	0	.456
McNeese	1	4	0	.200	2	9	0	.222
Lamar	0	5	0	.000	2	9	0	.222

¹includes 3-1 record in FCS playoffs

1987	Southland				All Games			
	W	L	T	Pct.	W	L	T	Pct.
ULM ¹	6	0	0	1.000	13	2	0	.867
Sam Houston State	5	1	0	.833	8	3	0	.727
North Texas ²	5	1	0	.833	7	5	0	.583
Northwestern State	3	3	0	.500	6	5	0	.545
Texas State	2	4	0	.333	4	7	0	.364
Stephen F. Austin	1	5	0	.167	3	7	1	.318
McNeese	1	5	0	.167	2	9	0	.222

¹includes 4-0 record in FCS playoffs; ²includes 0-1 record in FCS playoffs

1988	Southland				All Games			
	W	L	T	Pct.	W	L	T	Pct.
Northwestern State ¹	6	0	0	1.000	10	3	0	.769
Stephen F. Austin ¹	5	1	0	.833	10	3	0	.769
North Texas ²	4	2	0	.667	8	4	0	.667
McNeese	3	3	0	.500	6	5	0	.545
ULM	2	4	0	.333	5	6	0	.455
Texas State	1	5	0	.167	4	7	0	.364
Sam Houston State	0	6	0	.000	3	8	0	.273

¹includes 1-1 record in FCS playoffs; ²includes 0-1 record in FCS playoffs

1989	Southland				All Games			
	W	L	T	Pct.	W	L	T	Pct.
Stephen F. Austin ¹	5	0	1	.917	12	2	1	.833
Northwestern State	3	1	2	.667	4	5	2	.455
Texas State	3	3	0	.500	5	6	0	.454
ULM	2	3	1	.416	4	6	1	.409
McNeese	2	4	0	.333	5	6	0	.454
North Texas	2	4	0	.333	5	6	0	.454
Sam Houston State	2	4	0	.333	3	8	0	.272

¹includes 3-1 record in FCS playoffs

1990	Southland				All Games			
	W	L	T	Pct.	W	L	T	Pct.
ULM ¹	5	1	0	.833	7	5	0	.583
McNeese	4	2	0	.667	5	6	0	.455
Texas State	3	3	0	.500	6	5	0	.545
Northwestern State	3	3	0	.500	5	6	0	.455
Sam Houston State	3	3	0	.500	4	7	0	.364
North Texas	2	4	0	.333	6	5	0	.545
Stephen F. Austin ²	1	5	0	.167	1	10	0	.091

¹includes 0-1 record in FCS playoffs; ²includes forfeit of one regular-season game

1991	Southland				All Games			
	W	L	T	Pct.	W	L	T	Pct.
McNeese ¹	4	1	2	.714	6	4	2	.583
Sam Houston State ¹	5	2	0	.714	8	3	1	.708
ULM	4	2	1	.643	7	3	1	.682
Texas State	4	3	0	.571	7	4	0	.636
Northwestern State	4	3	0	.571	6	5	0	.545
Nicholls	2	5	0	.286	4	7	0	.364
North Texas	2	5	0	.286	3	7	1	.318
Stephen F. Austin	1	5	1	.214	2	8	1	.227

¹includes 0-1 record in FCS playoffs

ALL-TIME STANDINGS



1992	Southland				All Games			
	W	L	T	Pct.	W	L	T	Pct.
ULM ¹	7	0	0	1.000	10	3	0	.769
McNeese ¹	6	1	0	.857	9	4	0	.692
Northwestern State	4	3	0	.571	7	4	0	.636
Sam Houston State	3	2	2	.571	6	3	2	.636
North Texas	3	4	0	.428	4	7	0	.363
Texas State	2	4	1	.357	5	5	1	.500
Stephen F. Austin	1	6	0	.142	3	8	0	.273
Nicholls	0	6	1	.071	1	9	1	.136

¹includes 1-1 record in FCS playoffs

1993	Southland				All Games			
	W	L	T	Pct.	W	L	T	Pct.
McNeese ¹	7	0	0	1.000	10	3	0	.769
ULM ²	6	1	0	.857	9	3	0	.750
Stephen F. Austin ²	5	2	0	.714	8	4	0	.667
Northwestern State	3	4	0	.429	5	6	0	.455
Sam Houston State	2	5	0	.286	4	7	0	.364
North Texas	2	5	0	.286	4	7	0	.364
Nicholls	2	5	0	.286	3	8	0	.273
Texas State	1	6	0	.143	2	9	0	.182

¹includes 1-1 record in FCS playoffs; ²includes 0-1 record in FCS playoffs

1994	Southland				All Games			
	W	L	T	Pct.	W	L	T	Pct.
North Texas ¹	5	0	1	.917	7	4	1	.625
McNeese ²	5	1	0	.833	10	3	0	.769
Stephen F. Austin	4	1	1	.750	6	3	2	.636
Northwestern State	3	3	0	.500	5	6	0	.455
Sam Houston State	1	5	0	.167	6	5	0	.455
Nicholls	1	5	0	.167	5	6	0	.455
Texas State	1	5	0	.167	4	7	0	.364

¹includes 0-1 record in FCS playoffs; ²includes 1-1 record in FCS playoffs

1995	Southland				All Games			
	W	L	T	Pct.	W	L	T	Pct.
McNeese ¹	5	0	0	1.000	13	1	0	.928
Stephen F. Austin	4	1	0	.800	11	2	0	.846
Northwestern State	2	3	0	.400	6	5	0	.545
Sam Houston State	2	3	0	.400	5	5	0	.500
Texas State	2	3	0	.400	4	7	0	.364
Nicholls	0	5	0	.000	0	11	0	.000

¹includes 2-1 record in FCS playoffs

1996	Southland				All Games			
	W	L	T	Pct.	W	L	T	Pct.
Troy ¹	5	1	0	.833	12	2	0	.857
Nicholls ²	4	2	0	.667	8	4	0	.667
Stephen F. Austin	3	3	0	.500	7	4	0	.636
Northwestern State	3	3	0	.500	6	5	0	.545
Sam Houston State	3	3	0	.500	4	7	0	.364
Texas State	2	4	0	.333	5	6	0	.455
McNeese	1	5	0	.167	3	8	0	.273

¹includes 2-1 record in FCS playoffs; ²includes 0-1 record in FCS playoffs

1997	Southland				All Games			
	W	L	T	Pct.	W	L	T	Pct.
McNeese ¹	6	1	0	.857	13	2	0	.867
Northwestern State ²	6	1	0	.857	8	4	0	.667
Stephen F. Austin	5	2	0	.714	8	3	0	.727
Sam Houston State	3	4	0	.429	5	6	0	.455
Nicholls	3	4	0	.429	5	6	0	.455
Texas State	2	5	0	.286	5	6	0	.455
Troy	2	5	0	.286	5	6	0	.455
Jacksonville State	1	6	0	.143	1	10	0	.091

¹includes 3-1 record in FCS playoffs; ²includes 0-1 record in FCS playoffs

1998	Southland				All Games			
	W	L	T	Pct.	W	L	T	Pct.
Northwestern State ¹	6	1	0	.857	11	3	0	.786
McNeese ²	5	2	0	.714	9	3	0	.750
Troy ²	5	2	0	.714	8	4	0	.667
Jacksonville State	4	3	0	.571	7	4	0	.636
Nicholls	3	4	0	.429	4	7	0	.364
Texas State	2	5	0	.286	4	7	0	.364
Stephen F. Austin	2	5	0	.286	3	8	0	.273
Sam Houston State	1	6	0	.143	3	8	0	.273

¹includes 2-1 record in FCS playoffs; ²includes 0-1 record in FCS playoffs

1999	Southland				All Games			
	W	L	T	Pct.	W	L	T	Pct.
Troy ¹	6	1	0	.857	11	2	0	.846
Stephen F. Austin	6	1	0	.857	8	3	0	.727
McNeese	5	2	0	.714	6	5	0	.545
Sam Houston State	4	3	0	.571	6	5	0	.545
Northwestern State	3	4	0	.429	4	7	0	.364
Texas State	2	5	0	.286	3	8	0	.273
Jacksonville State	1	6	0	.143	2	9	0	.182
Nicholls	1	6	0	.143	1	10	0	.091

¹includes 1-1 record in FCS playoffs

2000	Southland				All Games			
	W	L	T	Pct.	W	L	T	Pct.
Troy ¹	7	0	0	1.000	10	2	0	.833
McNeese ¹	5	2	0	.714	8	4	0	.667
Texas State	5	2	0	.714	7	4	0	.636
Sam Houston State	4	3	0	.571	7	4	0	.636
Stephen F. Austin	3	4	0	.429	6	5	0	.545
Jacksonville State	2	5	0	.286	4	6	0	.400
Northwestern State	1	6	0	.143	4	7	0	.364
Nicholls	1	6	0	.143	2	9	0	.182

¹includes 0-1 record in Division FCS playoffs; Note: Northwestern State forfeited league wins vs. Troy and Nicholls as a result of the use of an ineligible player. The standings reflect the forfeitures.

2001	Southland				All Games			
	W	L	T	Pct.	W	L	T	Pct.
Sam Houston State ¹	5	1	0	.833	10	3	0	.769
McNeese ²	5	1	0	.833	8	4	0	.667
Northwestern State ²	4	2	0	.667	8	4	0	.667
Stephen F. Austin	4	2	0	.667	6	5	0	.545
Jacksonville State	2	4	0	.333	5	6	0	.455
Nicholls	1	5	0	.167	3	8	0	.273
Texas State	0	6	0	.000	4	7	0	.364

¹includes 1-1 record in FCS playoffs; ²includes 0-1 record in FCS playoffs

2002	Southland				All Games			
	W	L	T	Pct.	W	L	T	Pct.
McNeese ¹	6	0	0	1.000	13	2	0	.967
Northwestern State ²	4	2	0	.667	9	4	0	.692
Nicholls	3	3	0	.500	7	4	0	.636
Stephen F. Austin	3	3	0	.500	6	5	0	.545
Jacksonville State	2	4	0	.333	5	5	0	.500
Sam Houston State	2	4	0	.333	4	7	0	.364
Texas State	1	5	0	.167	4	7	0	.364

¹includes 3-1 record in FCS playoffs; ²includes 0-1 record in FCS playoffs

2003	Southland				All Games			
	W	L	T	Pct.	W	L	T	Pct.
McNeese ¹	5	0	0	1.000	10	2	0	.833
Stephen F. Austin	4	1	0	.800	7	4	0	.636
Northwestern State	2	3	0	.400	7	5	0	.583
Texas State	2	3	0	.400	5	7	0	.417
Sam Houston State	2	3	0	.400	3	8	0	.272
Nicholls	0	5	0	.000	0	11	0	.000

¹includes 0-1 record in FCS playoffs; Note: Nicholls forfeited conference wins vs. Northwestern State, Sam Houston State and Texas State after using an ineligible player. It also forfeited two non-conference wins.



ALL-TIME STANDINGS

HISTORY & RECORDS

2004	Southland				All Games			
	W	L	T	Pct.	W	L	T	Pct.
Sam Houston State ¹	4	1	0	.800	11	3	0	.786
Northwestern State ²	4	1	0	.800	8	4	0	.667
Texas State	3	2	0	.600	5	6	0	.454
Nicholls	2	3	0	.400	5	5	0	.500
McNeese	1	4	0	.200	4	7	0	.364
Stephen F. Austin	1	4	0	.200	6	5	0	.545

¹includes 2-1 record in FCS playoffs; ²includes 0-1 record in FCS playoffs

2005	Southland				All Games			
	W	L	T	Pct.	W	L	T	Pct.
Texas State ¹	5	1	0	.833	11	3	0	.786
Nicholls ²	5	1	0	.833	6	4	0	.600
McNeese	3	3	0	.500	5	4	0	.556
Northwestern State	3	3	0	.500	5	5	0	.500
Southeastern Louisiana	2	4	0	.333	4	6	0	.400
Sam Houston State	2	4	0	.333	3	7	0	.300
Stephen F. Austin	1	5	0	.167	5	6	0	.455

¹includes 2-1 record in FCS playoffs; ²includes 0-1 record in FCS playoffs

2006	Southland				All Games			
	W	L	T	Pct.	W	L	T	Pct.
McNeese ¹	5	1	0	.833	7	5	0	.583
Sam Houston State	4	2	0	.667	6	5	0	.545
Stephen F. Austin	4	2	0	.667	4	7	0	.364
Texas State	3	3	0	.500	5	6	0	.455
Nicholls	2	4	0	.333	4	7	0	.364
Northwestern State	2	4	0	.333	4	7	0	.364
Southeastern Louisiana	1	5	0	.167	2	9	0	.182

¹includes 0-1 record in FCS playoffs

2007	Southland				All Games			
	W	L	T	Pct.	W	L	T	Pct.
McNeese ¹	7	0	0	1.000	11	1	0	.917
Sam Houston State	5	2	0	.714	7	4	0	.636
Central Arkansas	5	2	0	.714	6	5	0	.545
Nicholls	3	4	0	.429	6	5	0	.545
Texas State	3	4	0	.429	4	7	0	.364
Northwestern State	3	4	0	.429	4	7	0	.364
Southeastern Louisiana	2	5	0	.286	3	8	0	.273
Stephen F. Austin	0	7	0	.000	0	11	0	.000

¹includes 0-1 record in FCS playoffs

2008	Southland				All Games			
	W	L	T	Pct.	W	L	T	Pct.
Central Arkansas ¹	6	1	0	.857	10	2	0	.833
Texas State ²	5	2	0	.714	8	5	0	.615
McNeese	4	3	0	.571	7	4	0	.636
Northwestern State	4	3	0	.571	7	5	0	.583
Nicholls	3	4	0	.429	3	6	0	.333
Southeastern Louisiana	2	5	0	.286	5	7	0	.417
Sam Houston State	2	5	0	.286	4	6	0	.400
Stephen F. Austin	2	5	0	.286	4	8	0	.333

¹ineligible for Southland Conference championship and postseason play during transition to NCAA Division I; ²includes 0-1 record in FCS playoffs

2009	Southland				All Games			
	W	L	T	Pct.	W	L	T	Pct.
Stephen F. Austin ¹	6	1	0	.857	10	3	0	.769
McNeese ²	6	1	0	.857	9	3	0	.750
Texas State	5	2	0	.714	7	4	0	.636
Southeastern Louisiana	4	3	0	.571	6	5	0	.545
Sam Houston State	3	4	0	.429	5	6	0	.455
Central Arkansas ³	2	5	0	.286	5	7	0	.417
Nicholls	2	5	0	.286	4	8	0	.273
Northwestern State	0	7	0	.000	0	11	0	.000

¹includes 1-1 record in FCS playoffs; ²includes 0-1 record in FCS playoffs; ³ineligible for Southland Conference championship and postseason play during transition to NCAA Division I.

2010	Southland				All Games			
	W	L	T	Pct.	W	L	T	Pct.
Stephen F. Austin ¹	6	1	0	.857	9	3	0	.750
McNeese	5	2	0	.714	6	5	0	.545
Central Arkansas	4	3	0	.571	7	4	0	.636
Sam Houston State	4	3	0	.571	6	5	0	.545
Northwestern State	4	3	0	.571	5	6	0	.455
Nicholls	3	4	0	.429	4	7	0	.364
Texas State	1	6	0	.143	4	7	0	.364
Southeastern Louisiana	1	6	0	.143	2	9	0	.182

¹includes 0-1 record in FCS playoffs

2011	Southland				All Games			
	W	L	T	Pct.	W	L	T	Pct.
Sam Houston State ¹	7	0	0	1.000	14	1	0	.933
Central Arkansas ²	6	1	0	.857	9	4	0	.692
Stephen F. Austin	5	2	0	.714	6	5	0	.545
McNeese	4	3	0	.471	6	5	0	.545
Northwestern State	3	4	0	.429	5	6	0	.455
Lamar	2	5	0	.286	4	7	0	.364
Southeastern Louisiana	1	6	0	.143	3	8	0	.273
Nicholls	0	7	0	.000	1	10	0	.091

¹includes 3-1 record in FCS playoffs; ²includes 1-1 record in FCS playoffs

2012	Southland				All Games			
	W	L	T	Pct.	W	L	T	Pct.
Central Arkansas ¹	6	1	0	.857	9	3	0	.750
Sam Houston State ²	6	1	0	.857	11	4	0	.733
Southeastern Louisiana	5	2	0	.714	5	6	0	.455
McNeese	4	3	0	.571	7	4	0	.636
Stephen F. Austin	4	3	0	.571	5	6	0	.455
Northwestern State	2	5	0	.286	4	7	0	.364
Lamar	1	6	0	.143	4	8	0	.333
Nicholls	0	7	0	.000	1	10	0	.091

¹includes 0-1 record in FCS playoffs; ²includes 3-1 record in FCS playoffs

2013	Southland				All Games			
	W	L	T	Pct.	W	L	T	Pct.
Southeastern Louisiana ¹	7	0	0	1.000	11	3	0	.786
McNeese ²	6	1	0	.857	10	3	0	.769
Sam Houston State ³	4	3	0	.571	9	5	0	.643
Central Arkansas	4	3	0	.571	7	5	0	.583
Northwestern State	3	4	0	.429	6	6	0	.500
Lamar	2	5	0	.286	5	7	0	.417
Nicholls	1	6	0	.143	4	8	0	.333
Stephen F. Austin [#]	0	6	0	.000	0	9	0	.000

¹includes 1-1 record in FCS playoffs; ²includes 0-1 record in FCS playoffs; ³includes 1-1 record in FCS playoffs; # - one Southland Conference victory and three overall victories vacated by NCAA action

2014	Southland				All Games			
	W	L	T	Pct.	W	L	T	Pct.
Southeastern Louisiana ¹	7	1	0	.875	9	4	0	.692
Sam Houston State ²	7	1	0	.875	11	5	0	.688
Lamar	5	3	0	.625	8	4	0	.667
Central Arkansas	5	3	0	.625	6	6	0	.500
McNeese	4	4	0	.500	6	5	0	.545
Abilene Christian	4	4	0	.500	6	6	0	.500
Northwestern State	4	4	0	.500	6	6	0	.500
UIW	2	6	0	.250	2	9	0	.182
Houston Baptist	1	7	0	.125	2	9	0	.182
Stephen F. Austin [#]	0	3	0	.000	0	5	0	.000
Nicholls	0	8	0	.000	0	12	0	.000

¹includes 0-1 record in FCS playoffs; ²includes 3-1 record in FCS playoffs; # - five Southland Conference victories and eight overall victories vacated by NCAA action

ALL-TIME STANDINGS



2015	Southland				All Games			
	W	L	T	Pct.	W	L	T	Pct.
McNeese ¹	9	0	0	1.000	10	1	0	.909
Sam Houston State ²	7	2	0	.778	11	4	0	.733
Central Arkansas	7	2	0	.778	7	4	0	.636
UIW	5	4	0	.556	6	5	0	.545
Lamar	4	5	0	.444	5	6	0	.455
Northwestern State	4	5	0	.444	4	7	0	.364
Southeastern Louisiana	3	6	0	.333	4	7	0	.364
Nicholls	3	6	0	.333	3	8	0	.273
Abilene Christian	3	6	0	.333	3	8	0	.273
Houston Baptist	0	8	0	.000	2	9	0	.182
Stephen F. Austin [#]	0	5	0	.000	0	7	0	.000

¹includes 0-1 record in FCS playoffs; ²includes 3-1 record in FCS playoffs; # - four victories vacated by NCAA action

2016	Southland				All Games			
	W	L	T	Pct.	W	L	T	Pct.
Sam Houston State ¹	9	0	0	1.000	12	1	0	.923
Central Arkansas ²	8	1	0	.889	10	3	0	.769
Southeastern Louisiana	7	2	0	.778	7	4	0	.636
McNeese	5	4	0	.556	6	5	0	.545
Nicholls	5	4	0	.556	5	6	0	.455
Houston Baptist	3	5	0	.375	4	7	0	.364
Lamar	3	6	0	.333	3	8	0	.273
UIW	3	6	0	.333	3	8	0	.273
Abilene Christian	2	7	0	.222	2	9	0	.182
Northwestern State	0	9	0	.000	1	10	0	.091
Stephen F. Austin [#]	0	5	0	.000	0	6	0	.000

¹includes 1-1 record in FCS playoffs; ²includes 1-1 record in FCS playoffs; # - four Southland Conference victories and five overall victories vacated by NCAA action

2017	Southland				All Games			
	W	L	T	Pct.	W	L	T	Pct.
Central Arkansas ¹	9	0	0	1.000	10	2	0	.833
Sam Houston State ²	8	1	0	.889	12	2	0	.857
McNeese	7	2	0	.778	9	2	0	.818
Nicholls ¹	7	2	0	.778	8	4	0	.667
Southeastern La.	6	3	0	.667	6	5	0	.545
Northwestern State	4	5	0	.444	4	7	0	.364
Abilene Christian	2	7	0	.222	2	9	0	.182
UIW	1	7	0	.125	1	10	0	.091
Lamar	1	8	0	.111	2	9	0	.182
Houston Baptist	0	9	0	.000	1	10	0	.091
Stephen F. Austin [#]	0	5	0	.000	0	7	0	.000


¹ includes 0-1 record in FCS playoffs; ² includes 2-1 record in FCS playoffs; # - four victories vacated by NCAA action

2018	Southland				All Games			
	W	L	T	Pct.	W	L	T	Pct.
Nicholls ²	7	2	0	.778	9	4	0	.692
UIW ¹	6	2	0	.750	6	5	0	.545
Lamar ¹	6	3	0	.667	7	5	0	.583
Abilene Christian	5	4	0	.556	6	5	0	.545
Central Arkansas	5	4	0	.556	6	5	0	.545
McNeese	5	4	0	.556	6	5	0	.545
Sam Houston State	5	4	0	.556	6	5	0	.545
Northwestern State	4	5	0	.444	5	6	0	.455
Southeastern La.	4	5	0	.444	4	7	0	.364
Houston Baptist	0	9	0	.000	1	10	0	.091
Stephen F. Austin [#]	0	7	0	.000	0	8	0	.000

¹ includes 0-1 record in FCS playoffs; ² includes 1-1 record in FCS playoffs; # - two victories vacated by NCAA action

2019	Southland				All Games			
	W	L	T	Pct.	W	L	T	Pct.
Central Arkansas ¹	7	2	0	.778	9	3	0	.750
Nicholls ²	7	2	0	.778	9	4	0	.692
Southeastern Louisiana ²	6	3	0	.667	8	4	0	.664
Sam Houston State	6	3	0	.667	7	5	0	.583
McNeese	5	4	0	.556	7	5	0	.583
Abilene Christian	4	5	0	.444	5	7	0	.417
UIW	4	5	0	.444	5	7	0	.417
Northwestern State	3	6	0	.333	3	9	0	.250
Houston Baptist	2	6	0	.250	5	7	0	.417
Lamar	2	7	0	.222	4	8	0	.333
Stephen F. Austin [#]	0	6	0	.000	0	9	0	.000

¹ includes 0-1 record in FCS playoffs; ² includes 1-1 record in FCS playoffs; # - three victories vacated by NCAA action




McNeese, 1976 Independence Bowl

INDEPENDENCE BOWL

During the early years of the Independence Bowl, the Southland Conference provided its conference champion as the host for the event. McNeese captured the crown in 1976 and squared off against Tulsa, winning the inaugural Independence Bowl game.

- 1976 McNeese 20, Tulsa 16
- 1977 Louisiana Tech 24, Louisville 14
- 1978 East Carolina 35, Louisiana Tech 13
- 1979 Syracuse 31, McNeese 7
- 1980 Southern Miss 16, McNeese 14



Darrell Johnson, Lamar; 1964 Pecan Bowl

ALL-TIME FCS PLAYOFF RECORDS

Active Membership	Yrs.	W	L	Pct.
Sam Houston State ¹	10	19	10	.655
Stephen F. Austin	7	7	7	.500
Southeastern Louisiana	3	2	3	.400
McNeese	17	11	17	.393
Northwestern State	6	3	6	.333
Central Arkansas	5	2	5	.286
Nicholls ¹	5	2	5	.286
UIW	1	0	1	.000
Lamar	1	0	1	.000
Total Active Schools		45	52	.464
Former Members	Yrs.	W	L	Pct.
Louisiana Tech	2	4	2	.667
ULM	4	5	3	.625
Arkansas State	3	5	3	.625
Texas State	2	2	2	.500
Troy	4	3	4	.429
North Texas	4	0	4	.000

¹ Not a member of Southland at time of first participation (1986)

ALL-TIME DIVISION II PLAYOFFS & BOWL HISTORY

Membership	Yrs.	W	L	Pct.
UT Arlington*	1	1	0	1.000
Louisiana Tech*	4	6	1	.857
Arkansas State*	3	2	1	.667
Lamar	1	0	1	.000
Total	12	11	6	.647

ALL-TIME DIVISION II PLAYOFF RESULTS

* indicates former Southland Conference member

1964	Pecan Bowl.....	Northern Iowa 19, Lamar 17
1967	Pecan Bowl.....	UT Arlington 13, North Dakota State 0
1968	Pecan Bowl.....	North Dakota State 23, Arkansas State 14
1969	Pecan Bowl.....	Arkansas State 29, Drake 21
1970	Pecan Bowl.....	Arkansas State 38, Central Missouri 21
1971	Pioneer Bowl.....	Louisiana Tech 14, Eastern Michigan 3
1972	Grantland Rice Bowl	Louisiana Tech 35, Tennessee State 0
1973	First Round	Louisiana Tech 18, Western Illinois 13
	Semifinals.....	Louisiana Tech 38, Boise State 34
	Championship.....	Louisiana Tech 34, Western Kentucky 0
1974	First Round	Louisiana Tech 10, Western Carolina 7
	Semifinals.....	Central Michigan 34, Louisiana Tech 14

SOUTHLAND IN THE FCS PLAYOFFS



At the Division I FCS level, the Southland Conference won the national championship in 1987, has played in seven national championship games, and has won 51 games in the Division I FCS playoffs.

1982		1995		2009	
QF:	at Louisiana Tech 38, South Carolina St. 3	1stR:	at McNeese 33, Idaho 3	1stR:	at Stephen F. Austin 44, Eastern Washington 33
SF:	Delaware 17, at Louisiana Tech 0		at Stephen F. Austin 34, Eastern Illinois 29		New Hampshire 49, at McNeese 13
1983		QF:	at McNeese 52, Delaware 18	QF:	at Montana 51, Stephen F. Austin 0
QF:	at Nevada-Reno 20, North Texas 17 (OT)	SF:	Stephen F. Austin 27, at Appalachian St. 17	2010	
1984			Marshall 25, at McNeese 15	2ndR:	Villanova 54, at Stephen F. Austin 24
1stR:	at Louisiana Tech 66, Mississippi Valley 19	1996	at Montana 70, Stephen F. Austin 14	2011	
QF:	at Arkansas St. 37, Tennessee-Chattanooga 10	1stR:		1stR:	Central Arkansas 34, Tennessee Tech 14
	Louisiana Tech 44, Alcorn St. 21		at Montana 48, Nicholls 3	2ndR:	at Montana 41, Central Arkansas 14
	at Jackson, Miss.	QF:	at Troy 29, Florida A&M 25	QF:	at Sam Houston St. 34, Stony Brook 27
SF:	at Montana St. 31, Arkansas St. 14	SF:	at Troy 31, Murray St. 3	SF:	at Sam Houston St. 49, Montana St. 13
CH:	Louisiana Tech 21, at Middle Tennessee 13		at Montana 70, Troy 7	SF:	at Sam Houston St. 31, Montana 28
	Montana St. 19, Louisiana Tech 6	1997		CH:	North Dakota St. 17, Sam Houston St. 6
	at Charleston, S.C.	1stR:	at Eastern Wash. 40, Northwestern St. 10		at Frisco, Texas
1985			at McNeese 19, Montana 14	2012	
1stR:	at Arkansas St. 10, Grambling St. 7	QF:	McNeese 14, at Western Illinois 12	2ndR:	at Sam Houston St. 18, Cal Poly 16
QF:	at Nevada-Reno 24, Arkansas St. 23	SF:	McNeese 23, at Delaware 21	QF:	at Georgia Southern 24, Central Arkansas 16
1986		CH:	Youngstown St. 10, McNeese 9	SF:	Sam Houston St. 34, at Montana St. 16
1stR:	at Arkansas St. 48, Sam Houston St. 7		at Chattanooga, Tenn.	SF:	Sam Houston St. 45, at Eastern Washington 42
QF:	Nicholls' 28, at Appalachian St. 26	1998		CH:	North Dakota St. 39, Sam Houston St. 13
	Arkansas St. 55, at Delaware 14	1stR:	at Northwestern St. 48, Illinois St. 28		at Frisco, Texas
SF:	at Georgia Southern 55, Nicholls' 31		Massachusetts 21, at McNeese 19	2013	
SF:	at Arkansas St. 24, Eastern Kentucky 10	QF:	at Florida A&M 27, Troy 17	1stR:	at Sam Houston St. 51, Southern Utah 20
CH:	Georgia Southern 48, Arkansas St. 21	SF:	at Northwestern St. 31, Appalachian St. 20	2ndR:	Jacksonville St. 31, at McNeese 10
	at Tacoma, Wash.		Massachusetts 41, at Northwestern St. 31	QF:	at Southeastern La. 30, Sam Houston St. 29
1987		1999			New Hampshire 20, at Southeastern La. 17
1stR:	at ULM 30, North Texas 9	1stR:	at Troy 27, James Madison 7	2014	
QF:	at ULM 33, Eastern Kentucky 32	QF:	Florida A&M 17, at Troy 10	1stR:	at Sam Houston St. 21, Southeastern La. 17
SF:	at ULM 44, Northern Iowa 41(20T)	2000			at Northern Iowa 44, Stephen F. Austin 10
CH:	ULM 43, Marshall 42	1stR:	Appalachian St. 33, at Troy 30	2ndR:	Sam Houston St. 37, at Jacksonville St. 26
	at Pocatello, Idaho		at Georgia Southern 42, McNeese 17	QF:	Sam Houston St. 34, at Villanova 31
1988		2001		SF:	at North Dakota St. 35, Sam Houston St. 3
1stR:	Northwestern St. 22, at Boise St. 13	1stR:	at Sam Houston St. 34, Northern Arizona 31	2015	
	at Stephen F. Austin 24, Jackson St. 0		at Montana 28, Northwestern St. 19	1stR:	at Sam Houston St. 42, Southern Utah 39
	at Marshall 7, North Texas 0	QF:	Maine 14, at McNeese 10	2ndR:	Sam Houston St. 34, at McNeese 29
QF:	at Idaho 38, Northwestern St. 30	QF:	at Montana 49, Sam Houston St. 24	QF:	Sam Houston St. 48, Colgate 21
	at Georgia Southern 27, Stephen F. Austin 7	2002		SF:	at Jacksonville St. 62, Sam Houston St. 10
1989		1stR:	at McNeese 21, Montana St. 14	2016	
1stR:	at Stephen F. Austin 59, Grambling St. 56		at Montana 45, Northwestern St. 14	1stR:	at Central Arkansas 31, Illinois State 24
QF:	at Stephen F. Austin 55, Southwest Missouri 25	QF:	at McNeese 24, Montana 20	2ndR:	at Sam Houston State 41, Chattanooga 36
SF:	at Stephen F. Austin 21, Furman 19	SF:	at McNeese 39, Villanova 28		at Eastern Washington 31, Central Arkansas 14
CH:	Georgia Southern 37, Stephen F. Austin 34	CH:	Western Kentucky 34, McNeese 14	QF:	at James Madison 65, Sam Houston State 7
	at Statesboro, Ga.		at Chattanooga, Tenn.	2017	
1990		2003		1stR:	New Hampshire 21, at Central Arkansas 15
1stR:	at Nevada 27, ULM 14	1stR:	Northern Arizona 35, at McNeese 3		South Dakota 38, at Nicholls 31
1991		2004		2ndR:	at Sam Houston State 54, South Dakota 42
1stR:	at Nevada 22, McNeese 16	1stR:	at Sam Houston St. 54, Western Kentucky 24	QF:	at Sam Houston State 34, Kennesaw State 27
	at Middle Tennessee St. 20, Sam Houston St. 19 (OT)	QF:	at Montana 56, Northwestern St. 7	SF:	at North Dakota State 55, Sam Houston State 13
1992		SF:	Sam Houston St. 45, at Eastern Washington 34	2018	
1stR:	at ULM 78, Alcorn St. 27		at Montana 34, Sam Houston St. 13	1stR:	at Montana State 35, UIW 14
	McNeese 23, at Idaho 20	2005			at UNI 16, Lamar 13
QF:	Delaware 41, at ULM 18	1stR:	at Texas St. 50, Georgia Southern 35	2ndR:	at Nicholls 49, San Diego 30
	at Northern Iowa 29, McNeese 7		at Furman 14, Nicholls 12		at Eastern Washington 42, Nicholls 21
1993		QF:	at Texas St. 14, Cal Poly 7	2019	
1stR:	at McNeese 34, William & Mary 28	SF:	Northern Iowa 40, at Texas St. 37 (OT)	1stR:	at Nicholls 24, North Dakota 6
	Idaho 34, at ULM 31	2006			at Southeastern Louisiana 45, Villanova 44
	at Troy 42, Stephen F. Austin 20	1stR:	at Montana 31, McNeese 6	2ndR:	Illinois State 24, at Central Arkansas 14
QF:	Troy 35, at McNeese 28	2007			at Montana 73, Southeastern Louisiana 28
1994		1stR:	Eastern Washington 44, at McNeese 15		at North Dakota State 37, Nicholls 13
1stR:	at McNeese 34, Idaho 21	2008			
	at Boise St. 24, North Texas 20	1stR:	at Montana 31, Texas St. 13		
QF:	at Montana 30, McNeese 28				



ACTIVE MEMBERS

Abilene Christian

1965	Larry Cox, OT	AP
1969	Chip Bennett, LB	AP, AFCA
1970	Jim Lindsey, QB	AP, AFCA

Central Arkansas

2008	Nathan Brown, QB	SN
	Marquez Branson, TE	SNet
	Larry Hart, DE	AP, Camp, SN
2011	Nathan Dick, QB	CSN
2012	Corey Howard, C	Camp, CSN
2014	Cole Carruthers, OL	AP, CSN
2017	George Odum, DB	AP
	John Cook, OL	AFCA, Camp
	Tremon Smith, DB	STATS, Camp
2019	Robert Rochell, DB	AFCA

Houston Baptist

2019	Andre Walker, DE	AFCA
------	------------------	------

UIW

2015	Myke Tavarres, LB	STATS, AFCA
2017	Joe Zema, P	AP, FCSADA, STATS, Camp

Lamar

1967	Sperguson Wynn, OG	AP
1983	Eugene Seale, LB	AP
1985	Burton Murchison, RB	AP, FN
2015	Kade Harrington, RB	AP, STATS, Camp, AFCA
2016	Brendan Langley, DB	AFCA
2018	Garrett Bowery, OL	AP

McNeese

1972	James Moore, TE	AP
1974	James Files, OT	AFCA
1982	Leonard Smith, DB	AFCA, AP
1988	Glenn Koch, OL	SNet
1991	Terry Irving, LB	FG
1992	Terry Irving, LB	AP, Camp, FG, KK
1993	Terry Irving, LB	AP, Camp, FG, KK, SNet
	Jose Larios, K	AP, SNet
1994	Ron Cherry, OT	AFCA, AP, Camp, SNet
1995	Kavika Pittman, DT	AFCA, AP, SNet, Camp
1996	Zack Bronson, DB	AFCA, SNet, Camp
1997	Donnie Ashley, KR	AP
	Charles Ayro, LB	Camp, SNet, STick
	Blair Bradley, DL	STick
	Chris Fontenot, TE	Camp
	Shonz LaFrenz, K	STick
	Reggie Nelson, OL	AFCA, SNet, STick
1998	Charles Ayro, LB	AFCA, Camp, SNetUSA
	Shonz LaFrenz, K	Camp
	Reggie Nelson, OL	AFCA, AP, Camp, SNet
	Shonz LaFrenz, K	Camp
2000	Wes Hines, OL	FG
	Jake Morrison, DL	AP
2001	Joe Judge, DB	FG
2002	Jason Davis, OL	AP, Camp, FG, SNet
	B.J. McNutt, DL	FG
	Roderick Royal, LB	AP, Camp, FG, SNet
	Hadley Prince, DB	AFCA, AP, Camp, FG
2003	Dwight Hudler, OL	AP, SNet
	Roderick Royal, LB	AFCA, AP, FG, SNet
2006	Bryan Smith, DL	AP, SNet
	Steven Whitehead, RS	AP, SNet
2007	Bryan Smith, DL	AFCA, AP, Camp, CSN
2012	Darius Carey, PR	SNet
2013	Arinze Agada, OL	CSN
2015	Wallace Scott, DB	AFCA
2018	BJ Blunt, LB	AFCA, AP, STATS

Nicholls

1994	Daryl Pounds, DB	AP, FG
2002	LeJuan Walker, RS	FG
2003	Chris Thompson, DB	FG
2007	Lardarius Webb, DB	Camp, CSN, SNet
2008	Lardarius Webb, DB	AFCA, AP, SN, SNet
2017	Lorran Fonseca, PK	STATS
2019	Sully Laiche, DL	AP, STATS, AFCA, Camp
	PJ Burkhalter, OL	AP, STATS, Camp

Northwestern State

1990	Greg Necaice, DE	Camp, SNet
1991	Andre Carron, LB	AP, Camp, FG, KK, SNet
1992	Adrian Hardy, DB	AP, FG
1998	Jermaine Jones, DB	AFCA, AP, Camp, FG, SNet, USA
1997	Tony Maranto, DB	AFCA, AP
1999	William Broussard, OL	Camp
	Mike Green, DB	AFCA, AP, FG
2000	Terrence McGee, PR	FG
2002	Roy Locks, DL	AFCA, AP
2004	Jamall Johnson, LB	AP
2006	Tory Collins, DL	AFCA
2007	Demetress Bell, OL	AP, CSN
2014	Imoan Claiborne, DB	CSN

Sam Houston State

1988	Lish Adams, LB	FN
1991	Michael Bankston, DL	AP, Camp, SNet
	Murphy Yates, OL	Camp, SNet
1997	Kevin Pesak, TE	SNet
2001	Jonathon Cooper, WR	AP, FG, SNet
	Keith Davis, DB	AFCA
	Keith Heinrich, TE	SNet
	Lance Garner, PK	FG
2004	Corey Roberts, TE	AFCA
2005	Blake Martin, TE	AP, CSN
2007	Timothy Flanders, RB	AFCA
2011	Richard Sincere, WR	CSN
	Darnell Taylor, S	AFCA, CSN
	Travis Watson, OL	CSN
2012	Timothy Flanders, RB	SNet
	Richard Sincere, AP	SNet
	Darnell Taylor, DB/SS	AFCA, AP, Camp, CSN, SNet
2013	Torrance Williams, PR	SNet, CSN
2015	Donald Jackson III, OL	AP, STATS, Camp, AFCA
2016	Jeremiah Briscoe, QB	AP, AFCA, FCSADA, STATS, Camp
2016	P.J. Hall, DL	AP, STATS, Camp
2017	Davion Davis, WR	AP, AFCA
	P.J. Hall, DL	AP, AFCA, STATS
	Jeremiah Briscoe, QB	AFCA, FCSADA, STATS, Camp
	Nathan Stewart, WR	STATS
2018	Derick Roberson, DL	AFCA, AP, Camp, FCSADA, STATS

Southeastern Louisiana

2013	Seth Sebastian, K	AP, FCSADA
	Cquelin Hubert, LB	AFCA, CSN
	Xavier Roberson, KR	Camp, SNet, CSN, FCSADA
2014	Marquel Combs, DT	CSN
2017	Sione Teuhema, LB	STATS
	Juwan Petit-Frere, KR	STATS

Stephen F. Austin

1988	Bruce Alexander, CB	Camp
	David Gibbs, DT	Camp
	Eric Lokey, LB	AFCA, Camp, SNet
	Keith Melcher, DE	Camp
1989	David Whitmore, S	AFCA, AP, FN
1993	Cedric Walker, DB	AP, Camp, FG, KK, SNet
1995	Lee Kirk, OL	Camp
	Joe Wylie, OL	AFCA, AP, Camp
1996	Jeremiah Trotter, LB	AFCA, Camp, FG
1997	Mikhael Ricks, WR	AFCA, AP, Camp, SNet
	Jeremiah Trotter, LB	AFCA, AP, Camp, SNet
1998	Chad Stanley, P	AFCA, AP, Camp, SNet, USA
2003	Brent Hafford, DB	AFCA, AP
2009	Tim Knicky, DE	Camp
2010	Kenneth Charles, DL	AFCA
	Jeremy Moses, QB	AFCA, AP, Camp, SNet
	Gralyn Crawford, RS	AP, Camp, SNet
2011	George Bias, OL	AP
	Gralyn Crawford, KR	SNet
2014	Gus Johnson, RB	AFCA, SNet

Current Awards: AP - Associated Press; AFCA - American Football Coaches Association; Camp - Walter Camp; STATS - STATS FCS; CSN - College Sporting News; FCSADA - FCS Athletics Directors Association.

Previous Awards: FG - Don Hansen's Football Gazette; KK - Kodak; SNet - Sports Network; SN - The Sporting News; FN - Football News; STick - Sports Ticker; USA - USA Today/ESPN.

FORMER MEMBERS

Arkansas State

1964	Dan Summers, OG	AP
1965	Dan Summers, OG	AP
1968	Bill Bergey, LB	AFCA, AP
1969	Dan Buckley, C	AP
	Clovis Swinney, DT	AFCA, AP
1970	Bill Phillips, OG	AP
	Calvin Harrell, HB	AFCA
1971	Calvin Harrell, RB	AFCA
	Dennis Meyer, DB	AFCA, AP
	Wayne Dorton, OG	AP
1973	Doug Lowrey, OG	AFCA
1975	Ken Jones, OG	FWA, SNet
1976	T. J. Humphreys, OG	AP
1984	Carter Ray Crawford, NG	AFCA, AP, FN
1985	Carter Ray Crawford, NG	AFCA, AP, FN
	Ray Brown, OT	FN
1986	Randy Barnhill, OG	AFCA, AP

Jacksonville State

2002	Deon White, OL	FG
------	----------------	----

ULM

1982	Bruce Daigle, DB	AP
	Arthur Christophe, C	AP
1983	Mike Grantham, OG	AP
1984	Mike Grantham, OG	AP
1985	Mike Turner, DB	AP
1987	Claude Brumfield, DT	AFCA, FN
	John Clement, OT	AP, FN; PK
1988	Cyril Crutchfield, DB	AFCA, AP, Camp, SNet
1989	Jackie Harris, TE	AFCA
1990	Cisco Richard, RB	SNet
1992	Jeff Blackshear, OL	KK
	Vincent Brisby, WR	Camp, FG
	Roosevelt Potts, RB	FG, KK
	Vic Zordan, C	AP, Camp, FG, SNet
1993	Raymond Baptiste, OL	AP, Camp, FG, SNet
	James Folston, OL	AP, Camp, FG

Louisiana Tech

1972	Roger Carr, FL	AFCA
1973	Roger Carr, WR	AFCA, AP
1974	Mike Barber, TE	AP
	Fred Dean, DT	AFCA, AP
1982	Matt Dunigan, QB	AFCA, AP
1984	Doug Landry, LB	AFCA, AP, FN
	Walter Johnson, DE	AP
1985	Doug Landry, LB	AP, FN
1986	Walter Johnson, DE	AFCA, AP

North Texas

1983	Rayford Cooks, DT	AP
	Ronnie Hickman, DE	AP
1988	Rex Johnson, DL	AFCA
1990	Mike Davis, DL	KK

UT Arlington

1966	Ken Ozee, DT	AP
1967	Robert Diem, OG	AFCA
	Robert Willbanks, S	AFCA, AP
1984	Bruce Collie, OT	AFCA, AP, FN

Texas State

1990	Reggie Rivers, RB	KK, Camp, SNet
1991	Ervin Thomas, OL	KK
1996	Claude Mathis, RB	AFCA, AP, Camp, SNet
1997	Claude Mathis, RB	AFCA, AP, SNet
2000	C. J. Carroll, DB	AFCA, AP, Camp, FG, SNet
2004	Cory Elolf, P	AFCA
2005	Fred Evans, DL	AFCA
2007	Chris MacDonald, P	AFCA, AP, Camp
2008	Cameron Luke, WR	SN

Trinity

1967	Marvin Upshaw, DT	AFCA
------	-------------------	------

Troy

1996	Kerry Jenkins, OL	AFCA
	Pratt Lyons, DL	AFCA, Camp, FG, SNet
	Al Lucas, DL	FG
1998	Cleve Roberts, OL	FG
	Eric Sloan, DB	Camp
	Marcus Spriggs, DL	AFCA, Camp, USA
1999	Al Lucas, DL	AP, Camp, FG, SNet
	Michael Moore, OL	AFCA, Camp, FG
	Anthony Rabb, LB	FG
	Eric Sloan, DB	Camp
2000	Lawrence Tynes, K	AFCA, AP



Al Lucas, Troy

Rushing Attempts

	Total	Player, School, Opponent
1.	49	Blake Veasley, UCA vs. Lamar, 2015
2.	46	Theron McClendon, MCN vs. Louisiana Tech, 1979
	46	Claude Mathis, TXST vs. Jacksonville State, 1997
4.	45	Calvin Harrell, ASU vs. UT-Arlington, 1969
5.	43	Calvin Harrell, ASU vs. The Citadel, 1970
6.	41	Claude Mathis, TXST vs. Stephen F. Austin, 1996
7.	40	Claude Mathis, TXST vs. Sacramento State, 1998
	40	Aaron Pierce, MCN vs. Stephen F. Austin, 2000
9.	39	Brent Grimes, UCA vs. MCN, 2009
	39	Charles Harris, SHSU vs. North Texas, 1993
	39	Frank McGuigan, ASU vs. Abilene Christian, 1968

Rushing Yards

	Total	Player, School, Opponent
1.	347	Kade Harrington, LU vs. Abilene Christian, 2015
2.	310	Claude Mathis, TXST vs. Stephen F. Austin, 1996
3.	308	Claude Mathis, TXST vs. Jacksonville State 1997
4.	304	Tony Citizen, MCN vs. Prairie View A&M, 1986
5.	292	Blake Veasley, UCA vs. Lamar, 2015
6.	289	Isiah Stoker, SFA vs. Jacksonville State, 1999
7.	287	Timothy Flanders, SHSU vs. Montana, 2011
8.	283	Lee Davis, TXST vs. Arkansas-Monticello, 2001
9.	282	Kade Harrington, LU vs. Northwestern State, 2015
10.	281	Tuskani Figaro, NICH vs. Arkansas Tech, 2013

Rushing Touchdowns

	Total	Player, School, Opponent
1.	7	Jessie Burton, MCN vs. Southern Utah, 1998
	7	Steve Burks, ASU vs. Abilene Christian, 1973
3.	5	Artie Shankle, MCN vs. Nicholls, 1978
	5	Theron McClendon, MCN vs. ULM, 1980
	5	Don Harr, ACU vs. McMurry, 1970
	5	Brent Grimes, UCA vs. Stephen F. Austin, 2008
	5	Timothy Flanders, SHSU vs. New Mexico, 2011
	5	Harold Allen, TXST vs. Grand Valley State, 1996
	5	Arry Moody, LTU vs. ULM, 1976
10.	4	several, last Cole Kelley, SLU vs. Central Arkansas, 2019

Passing Attempts

	Total	Player, School, Opponent
1.	85	Jeremy Moses, SFA vs. Sam Houston State, 2008
2.	76	Brady Attaway, SFA vs. Sam Houston State, 2012
3.	71	Doug Pederson, ULM vs. Stephen F. Austin, 1989
4.	69	Bailey Zappe, HBU vs. UIW, 2019
	69	Rhett Bomar, SHSU vs. Southeastern Louisiana, 2008
6.	68	Brady Attaway, SFA vs. McNeese, 2012
	68	Brady Attaway, SFA vs. Texas State, 2012
8.	67	Luke Anthony, ACU vs. Sam Houston State, 2017
	67	Caleb Berry, LU vs. Central Arkansas, 2014
10.	66	Brady Attaway, SFA vs. Prairie View A&M, 2013

Passing Completions

	Total	Player, School, Opponent
1.	57	Jeremy Moses, SFA vs. Sam Houston State, 2008
2.	49	Bailey Zappe, HBU vs. UIW, 2019
3.	46	Doug Pederson, ULM vs. Stephen F. Austin, 1989
4.	44	Brady Attaway, SFA vs. Prairie View A&M, 2013
	44	Brady Attaway, SFA vs. Texas State, 2012
6.	43	Jeremy Moses, SFA vs. Eastern Washington, 2009
	43	Shelton Eppler, NSU vs. UT-Martin, 2019
	43	Bailey Zappe, HBU vs. Texas Southern, 2019
	43	Luke Anthony, ACU vs. McNeese, 2018
	43	Taylor Reed, UCA vs. Samford, 2015
	43	Caleb Berry, LU vs. Central Arkansas, 2014
	43	Caleb Berry, LU vs. Stephen F. Austin, 2013

Passing Yards

	Total	Player, School, Opponent
1.	662	Brady Attaway, SFA vs. Prairie View A&M, 2013
2.	619	Doug Pederson, ULM vs. Stephen F. Austin, 1989
3.	577	Dustin Long, SHSU vs. McNeese, 2004
4.	571	Todd Hammel, SFA vs. ULM, 1989
5.	554	Caleb Berry, LU vs. Central Arkansas, 2014
6.	545	Brady Attaway, SFA vs. Sam Houston State, 2012
7.	534	Todd Hammel, SFA vs. Sam Houston State, 1989
8.	531	Eric Schmid, SHSU vs. UIW, 2019
9.	517	Todd Hammel, SFA vs. Grambling State, 1989
10.	515	Jon Copeland, UIW vs. Lamar, 2018

Passing Touchdowns

	Total	Player, School, Opponent
1.	8	Todd Hammel, SFA vs. ULM, 1989
2.	7	Bailey Zappe, HBU vs. Texas Southern, 2019
	7	Nathan Brown, UCA vs. Texas State, 2007
	7	Caleb Berry, LU vs. Houston Baptist, 2014
	7	Jeremiah Briscoe, SHSU vs. Stephen F. Austin, 2016
	7	Jeremiah Briscoe, SHSU vs. Central Arkansas, 2016
7.	6	Jeremiah Briscoe, SHSU vs. Abilene Christian, 2016
	6	Jeremiah Briscoe, SHSU vs. McNeese, 2016
	6	Caleb Berry, LU vs. Oklahoma Panhandle State, 2013
	6	Tommy Tomlin, LU vs. Louisiana Tech, 1969
	6	Shelton Eppler, NSU vs. Lamar, 2018
	6	Shelton Eppler, NSU vs. Abilene Christian, 2018

Highest Completion Percentage

	Pct.	Player, School, Opponent
1.	93.8	Beaux Hebert, NICH vs. Sam Houston State, 2013
2.	90.5	David Williams, TXST vs. Montana State, 1997
3.	88.9	Brian Babin, SLU vs. Kentucky Wesleyan, 2007
4.	87.5	D'Shaie Landor, SLU vs. UIW, 2016
	87.5	Chase Fourcade, NICH vs. North Dakota, 2019
6.	87.0	Nathan Brown, UCA vs. UT-Martin, 2007
7.	85.8	Tommy Tomlin, LU vs. West Texas A&M, 1970
	85.7	Robbie Park, UCA vs. Western Kentucky, 2009
	85.7	Tim Langford, ASU vs. Lamar, 1983
10.	84.2	Brian Babin, SLU vs. Union, 2009

Receiving Yards

	Total	Player, School, Opponent
1.	268	Nathan Stewart, SHSU vs. McNeese, 2016
2.	247	Ronald Bonner, JSU vs. Northwestern State, 1997
	247	Nathan Stewart, SHSU vs. Northwestern State, 2017
4.	242	Aaron Thomas, SFA vs. Prairie View A&M, 2013
	242	Jonathon Cooper, SHSU vs. Western Illinois, 2001
6.	239	Jason Madkins, SHSU vs. North Dakota State, 2009
7.	238	Ed Eagan, NSU vs. McNeese, 2014
8.	235	Catron Houston, SHSU vs. Southeastern Louisiana, 2008
9.	231	Scott Ford, UNT vs. Abilene Christian, 1992
10.	229	Tyler Boyd, SFA vs. Lamar, 2013

Receptions

	Total	Player, School, Opponent
1.	18	Reggie Begelton, LU vs. Stephen F. Austin, 2013
	18	Jereth Sterns, HBU vs. UIW, 2019
3.	16	Jackie Harris, ULM vs. Lamar, 1988
4.	15	Duane Brooks, SFA vs. Northwestern State, 2009
	15	Duane Brooks, SFA vs. Eastern Washington, 2009
6.	14	Cordell Roberson, SFA vs. Sam Houston State, 2012
	14	Chance Dennis, SFA vs. Sam Houston State, 2005
	14	Desmond Smith, UCA vs. Stephen F. Austin, 2015
	14	J.J. Hayes, LU vs. McNeese, 2011
10.	13	several, last Chandler Harvin, SHSU vs. Houston Baptist, 2019 & Ben Ratzlaff, HBU vs. Sam Houston State, 2019



Total Offensive Yards

	Total	Player, School, Opponent
1.	655	Brady Attaway, SFA vs. Prairie View A&M, 2013
2.	598	Dustin Long, SHSU vs. McNeese, 2004
3.	595	Doug Pederson, ULM vs. Stephen F. Austin, 1989
4.	591	Caleb Berry, LU vs. Central Arkansas, 2014
5.	562	Todd Hammel, SFA vs. ULM, 1989
6.	545	Brady Attaway, SFA vs. Sam Houston State, 2012
7.	539	Todd Hammel, SFA vs. Grambling State, 1989
8.	536	Eric Schmid, SHSU vs. UIW, 2019
9.	534	Blake Joseph, SHSU vs. North Dakota State, 2009
10.	526	Barrick Nealy, TXST vs. Georgia Southern, 2005

Total Offensive Plays

	Total	Player, School, Opponent
1.	93	Jeremy Moses, SFA vs. Sam Houston State, 2008
2.	89	Jeremiah Briscoe, SHSU vs. South Dakota, 2017
	89	Jeremiah Briscoe, SHSU vs. Richmond, 2017
4.	82	Jeremiah Briscoe, SHSU vs. Northwestern State, 2017
5.	79	Rhett Bomar, SHSU vs. Southeastern Louisiana, 2008
	79	Shelton Eppler, NSU vs. Lamar, 2018
7.	78	Rhett Bomar, SHSU vs. North Dakota State, 2007
8.	76	Brady Attaway, SFA vs. Sam Houston State, 2012
9.	75	Bailey Zappe, HBU vs. UIW, 2019
10.	74	Nathan Dick, UCA vs. Texas State, 2011

Extra Points Made

	Total	Player, School, Opponent
1.	12	Tommy Hebert, NSU vs. Southeastern Louisiana, 2003
	12	Evan Engwall, SFA vs. Texas College, 2009
3.	11	Adam Diel, NICH vs. Livingston, 1994
	11	Connor Crow, SHSU vs. Oklahoma Panhandle State, 2019
	11	Lance Garner, SHSU vs. Bacone, 2005
6.	10	Miguel Antonio, SHSU vs. Southeastern Louisiana, 2012
	10	Luc Swimberghe, SHSU vs. Houston Baptist, 2014
	10	Blake Bercegeay, MCN vs. West Virginia Tech, 2006
	10	Andrew Dolan, NICH vs. Evangeli, 2012

Field Goals Made

	Total	Player, School, Opponent
1.	6	Jeff Turner, SLU vs. Texas State, 2007
2.	5	Eric Roberts, MCN vs. Eastern Illinois, 1990
	5	Blake Bercegeay, MCN vs. Northwestern State, 2005
	5	Lorran Fonseca, NICH vs. Abilene Christian, 2017
	5	Mark Klein, SHSU vs. Texas Southern, 1991
	5	Chuck Rawlinson, SFA vs. Prairie View A&M, 1988
	5	Rafael Septien, ULL vs. San Jose State, 1974
	5	Scott Roper, ASU vs. North Texas, 1986
9.	4	several, last Bailey Giffen, LU vs. Houston Baptist, 2019

Field Goals by Distance

	Total	Player, School, Opponent
1.	63	Joe Duren, ASU vs. McNeese, 1974
2.	60	Skipper Butler, UTA vs. East Texas State, 1968
	60	Alec Chadwick, HBU vs. UIW, 2016
4.	58	Bob Bearden, ACU vs. Angelo State, 1969
	58	Chuck Rawlinson, SFA vs. Sam Houston State, 1991
	58	Alec Chadwick, HBU vs. Lamar, 2017
7.	57	Rafael Septien, ULL vs. Lamar, 1974
	57	Jesse Garcia, ULM vs. Nicholls, 1983
9.	56	Joe Duren, ASU vs. McNeese, 1974
	56	Jesse Garcia, ULM vs. McNeese, 1982
	56	Lorran Fonseca, NICH vs. Houston Baptist, 2018

Punting Average

	Total	Player, School, Opponent
1.	65.0	Brad Dunavant, SHSU vs. Texas Southern, 2013
2.	57.5	Bruce Gartman, ASU vs. UT-Arlington, 1981
3.	55.2	Richie Rhodes, JSU vs. Troy, 2001
4.	55.0	Tyler St. Germain, NICH vs. South Dakota, 2017
5.	54.0	Joe Slayton, ASU vs. Louisiana, 1979
6.	53.0	Patrick Ponder, UCA vs. Northwestern State, 2016
7.	52.2	Oscar Draguicevich, UIW vs. Texas A&M-Kingsville, 2016
8.	51.6	Don Stump, MCN vs. Louisiana Tech, 1981
9.	51.5	Jim Hall, SLU vs. Northern Colorado, 2005
	51.5	Winston Jones, NICH vs. Eastern Washington, 2018

Punts by Distance

	Total	Player, School, Opponent
1.	91	Bart Helsley, UNT vs. Louisiana Monroe, 1990
2.	87	John Starnes, UNT vs. UT Arlington, 1983
3.	86	Lynn Bock, LU vs. West Texas A&M, 1972
	86	Cory Eloff, TXST vs. McNeese, 2003
5.	84	Steve Laidlaw, TRIN vs. Wichita State, 1971
6.	81	Don Stump, MCN vs. West Texas A&M, 1979
	81	Matt Allen, TROY vs. Nicholls, 1999
	81	Alex Kjellsten, MCN vs. Lamar, 2017
9.	80	Lynn Bock, LU vs. UL Lafayette, 1973
	80	Joe Slayton, ASU vs. Lamar, 1979
	80	Ryan Gooch, SFA vs. Northwestern State, 2007
	80	Tyler Blanchard, HBU vs. Stephen F. Austin, 2018

Punt Return Yards

	Total	Player, School, Opponent
1.	206	Brendan Langley, LU vs. UIW, 2016
2.	165	Toby Zeigler, NSU vs. SW Oklahoma State, 2002
3.	152	Bob Severini, TRIN vs. Lamar, 1969
4.	148	Eurosis Parker, JSU vs. Stephen F. Austin, 1998
5.	147	Zach Bronson, MCN vs. Jacksonville State, 1994
	147	Terry Whiting, ASU vs. ULM, 1971
7.	138	Torrance Williams, SHSU vs. Lamar, 2013
8.	125	Derrick Harris, SHSU vs. Central Arkansas, 125
9.	124	Brandon Closner, SHSU vs. Stephen F. Austin, 2010
10.	122	Isaiah Jackson, UCA vs. Missouri State, 2009
	122	Delvin Hughley, JSU vs. Union, 1999

Punt Return Average

	Total	Player, School, Opponent
1.	56.5	Tristan Jackson, UCA vs. Stephen F. Austin, 2007
2.	55.5	Marcus Jackson, LU vs. Oklahoma Panhandle State, 2010
3.	50.0	Yedidiah Louis, SHSU vs. Stephen F. Austin, 2015
	50.0	Davion Davis, SHSU vs. Lamar, 2017
5.	46.0	Da'Marcus Griggs, TXST vs. Stephen F. Austin, 2010
6.	43.0	Keika Willis, JSU vs. Cumberland, 2001
7.	41.7	Davion Davis, SHSU vs. Central Arkansas, 2016
8.	38.5	Tremon Smith, UCA vs. Arkansas State, 2016
9.	34.3	Brendan Langley, LU vs. UIW, 2016
10.	33.5	Tremon Smith, UCA vs. Lamar, 2016

Punt Return by Distance

	Total	Player, School, Opponent
1.	96	Darius Carey, MCN vs. Lamar, 2011
	96	Lardarius Webb, NICH vs. Texas State, 2007
3.	93	Richard Ellender, MCN vs. Louisiana Tech, 1978
	93	Brandon Cox, UCA vs. Houston Baptist, 2015
5.	91	Richard Rameriz, TRIN vs. Abilene Christian, 1971
	91	Wenford Wilborn, LTU vs. Eastern Michigan, 1971
6.	90	several, last Brendan Langley, LU vs. UIW, 2016

Kick Return Yards

	Total	Player, School, Opponent
1.	304	Chika Madu, NICH vs. Stephen F. Austin, 2011
2.	265	Jordan Wells, SLU vs. Central Arkansas, 2011
3.	249	Gamar Girdy Brito, HBU vs. South Dakota, 2019
4.	233	Flip Johnson, MCN vs. Northern Iowa, 1986
5.	224	Brandon Closner, SHSU vs. Western Illinois, 2010
	224	Jordan Wells, SLU vs. Tulane, 2011
7.	211	Brandon Closner, SHSU vs. McNeese, 2010
8.	206	GrayIn Crawford, SFA vs. Texas State, 2011
9.	193	Ed Eagan, NSU vs. Baylor, 2014
	193	James Brock, NSU vs. Stephen F. Austin, 1992

Kick Return Average

	Total	Player, School, Opponent
1.	61.0	D'Andre Hicks, MCN vs. Northwestern State, 2019
2.	59.5	Juwan Petit-Frere, SLU vs. UIW, 2017
3.	59.0	Xavier Roberson, SLU vs. Stephen F. Austin, 2012
4.	52.5	Cameron Myers, UCA vs. Abilene Christian, 2019
5.	52.0	Isaiah Jackson, UCA vs. Northwestern State, 2008
6.	51.0	Juwan Petit-Frere, SLU vs. Lamar, 2018
	51.0	Xavier Roberson, SLU vs. Nicholls, 2012
8.	48.0	Herman Bell, JSU vs. Samford, 2000
9.	47.5	TJ Adams, UCA vs. Quincy, 2008
	47.5	Xavier Roberson, SLU vs. SE Missouri State, 2013

Kickoff Return by Distance

	Total	Player, School, Opponent
1.	100	Charles McDaniel, LTU vs. UL Lafayette, 1974
	100	Larry Anderson, LTU vs. Illinois State, 1977
	100	Tony Felder, UTA vs. Lamar, 1980
	100	Ronnie Williams, LTU vs. West Texas A&M, 1981
	100	Chris Fontenette, MCN vs. Northwestern State, 1992
	100	Joey Hamilton, JSU vs. Samford, 1999
	100	Richard Daniels, SFA vs. Louisiana Tech, 2000
	100	Richard Daniels, SFA vs. Northern Iowa, 2000
	100	Chris Crawford, NICH vs. Texas State, 2003
	100	Gralyn Crawford, SFA vs. Texas State, 2011
	100	Mike Brooks, SFA vs. McNeese, 2013
	100	Kody Edwards, UIW vs. Stephen F. Austin, 2015
	100	Desmond Hite, UIW vs. Southeastern La., vs. Nicholls, 2017
	100	Ce'Cori Tolds, UIW vs. New Mexico State, 2019

All-Purpose Yards

	Total	Player, School, Opponent
1.	365	Diontae Spencer, MCN vs. Stephen F. Austin, 2013
2.	352	Gamar Girdy Brito, HBU vs. South Dakota, 2019
3.	327	Claude Mathis, TXST vs. Jacksonville State, 1997
4.	325	Clarence Matthews, NSU vs. ULM, 1995
5.	309	Demontray Carter, TROY vs. Appalachian State, 2000
6.	301	Ed Eagan, NSU vs. McNeese, 2014
7.	294	D.D. Terry, SHSU vs. Southeastern Louisiana, 2006
8.	293	Ed Eagan, NSU vs. Abilene Christian, 2015
9.	292	Blake Veasley, UCA vs. Lamar, 2015
10.	290	Juwan Petit-Frere, SLU vs. ULM, 2018

Interception Yards

	Total	Player, School, Opponent
1.	148	Brent Spikes, MCN vs. UIW, 2014
2.	122	Jarrold Dale, UCA vs. UT-Martin, 2007
3.	114	Kareem Moore, NICH vs. Northwestern State, 2007
	114	Lardarius Webb, NICH vs. Northwestern State, 2007
	114	Jimmy McClain, TROY vs. South Florida, 1999
6.	100	Warren Smith, SFA vs. Nicholls, 1990
7.	99	Reggie Spenser, JSU vs. McNeese, 2001
	99	Chris Middleton, UTA vs. Lamar, 1979
9.	98	Jestin Love, UCA vs. Nicholls, 2010
	98	Ryan Bronson, MCN vs. Central Arkansas, 2013
	98	Aaron Sam, MCN vs. Nebraska, 2014

Interception Return by Distance

	Total	Player, School, Opponent
1.	100	Warren Smith, SFA vs. Nicholls, 1990
2.	99	Chris Middleton, UTA vs. Lamar, 1979
3.	98	Jestin Love, UCA vs. Nicholls, 2010
	98	Ryan Bronson, MCN vs. Central Arkansas, 2013
	98	Marvin Mitchell, UCA vs. Stephen F. Austin, 2013
	98	Aaron Sam, MCN vs. Nebraska, 2014
7.	97	Reggie Spencer, JSU vs. McNeese, 2001
	97	Ferlando Jordan, SLU vs. Houston Baptist, 2019
9.	96	Tyrus McGlothen, LU vs. Southeastern Louisiana, 2012
	96	Jarrold Dale, UCA vs. Tennessee-Martin, 2007
	96	Davis Easterling, MCN vs. Northwestern State, 1990
	96	Raphael Lewis, HBU vs. McNeese, 2017
	96	Shemar Bartholomew, NSU vs. Sam Houston State, 2019

Tackles

	Total	Player, School, Opponent
1.	33	Bill Bergey, ASU vs. Eastern Michigan, 1968
2.	30	Frank Bartley, ULL vs. Southern Illinois, 1978
3.	27	Milton Constranstich, NSU vs. Sam Houston State, 1989
	27	Chip Bennett, ACU vs. Howard Payne, 1968
	27	David Crocker, SFA vs. Northwestern State, 2001
6.	26	Chip Bennett, ACU vs. Texas A&M-Commerce, 1968
7.	25	Chip Bennett, ACU vs. Arkansas State, 1968
8.	24	Doug Landry, LTU vs. Arkansas State, 1983
9.	23	several, last Jordan Piper, NICH vs. Central Arkansas, 2012

Sacks

	Total	Player, School, Opponent
1.	5.0	Bryan Smith, MCN vs. West Virginia Tech, 2006
	5.0	Willie Jefferson, SFA vs. Northwestern State, 2011
	5.0	Chris Livings, MCN vs. Abilene Christian, 2018
4.	4.5	Greg Pitts, TXST vs. Portland State, 2001
5.	4.0	Andre Walker, HBU vs. South Dakota, 2019
	4.0	Michael Bankston, SHSU vs. Angelo State, 1991
	4.0	Will Henry, SHSU vs. Nicholls, 2010
	4.0	P.J. Hall, SHSU vs. McNeese, 2016
	4.0	Mark Ward, JSU vs. Middle Tennessee, 1998
	4.0	Johnny Robinson, LTU vs. UT-Arlington, 1978
	4.0	Marvin Neloms, ASU vs. Chattanooga, 1984

Tackles for Loss

	Total	Player, School, Opponent
1.	7.5	Sterling Rogers, TXST vs. Illinois State, 2001
	7.5	C.J. Carroll, TXST vs. Stephen F. Austin, 2000
3.	6.0	Langston Tunson, HBU vs. Southwest Baptist, 2018
	6.0	P.J. Hall, SHSU vs. Southeastern Louisiana, 2014
	6.0	P.J. Hall, SHSU vs. Houston Baptist, 2016
6.	5.5	Bradley Dickinson, TXST vs. Stephen F. Austin, 2000
	5.5	Jon Szczeczech, TXST vs. Angelo State, 2001
8.	5.0	several, last Andre Walker, HBU vs. South Dakota, 2019



Total Offense Plays

Name, School	Year	Plays
Todd Hammel, SFA	1989	696
Jeremy Moses, SFA	2008	654
Jeremy Moses, SFA	2009	614
Bailey Zappe, HBU	2019	613
Shelton Eppler, NSU	2019	613
Barrick Nealy, TXST	2003	606
Brady Attaway, SFA	2013	600
Jon Copeland, UIW	2019	590
Brady Attaway, SFA	2012	590
Shelton Eppler, NSU	2018	569

Total Offense Yards

Name, School	Year	Yds
Todd Hammel, SFA	1989	5,294
Jeremiah Briscoe, SHSU	2017	4,997
Dustin Long, SHSU	2004	4,576
Jeremiah Briscoe, SHSU	2016	4,549
Bryan Bennett, SLU	2013	4,211
Brady Attaway, SFA	2013	4,210
Jeremy Moses, SFA	2009	4,161
Jeremy Moses, SFA	2008	3,952
Caleb Berry, LU	2014	3,935
Barrick Nealy, TXST	2005	3,932

All-Purpose Yards

Name, School	Year	Yds
Larry Centers, SFA	1989	2,388
Kade Harrington, LU	2015	2,344
Karrington Bush, TXST	2008	2,330
Clarence Matthews, NSU	1995	2,277
Claude Mathis, TXST	1995	2,264
Gralyn Crawford, SFA	2010	2,207
Ed Eagan, NSU	2014	2,169
Timothy Flanders, SHSU	2011	2,058
Donald Wilkerson, TXST	1994	2,048
B.J. Sams, MCN	2003	2,003

Rushing Attempts

Name, School	Year	Att.
Larry Centers, SFA	1989	315
Claude Mathis, TXST	1997	310
Tony Taylor, NSU	2000	302
Donald Wilkerson, TXST	1994	302
Timothy Flanders, SHSU	2011	298
Claude Mathis, TXST	1996	294
Timothy Flanders, SHSU	2012	288
William Davis, MCN	1997	284
Derrick Douglas, LTU	1989	281
Frank McGuigan, ASU	1968	269

Rushing Yards

Name, School	Year	Yds
Kade Harrington, LU	2015	2,092
Gus Johnson, SFA	2014	1,683
Timothy Flanders, SHSU	2011	1,644
Timothy Flanders, SHSU	2012	1,642
Claude Mathis, TXST	1997	1,595
Claude Mathis, TXST	1996	1,593
Donald Wilkerson, TXST	1994	1,569
Irving Spikes, ULM	1993	1,563
Burton Murchison, LU	1985	1,547
Tony Taylor, NSU	2000	1,506

Rushing Touchdowns

Name, School	Year	TD
Gus Johnson, SFA	2014	23
Timothy Flanders, SHSU	2011	22
Luther Turner, SHSU	1987	20
Brent Grimes, UCA	2009	18
Brent Grimes, UCA	2008	18
Buford Jordan, MCN	1981	18
Jessie Burton, MCN	1998	18
Keshawn Hill, SHSU	2014	18
Timothy Flanders, SHSU	2012	17
Toddrick Pendland, MCN	2009	17
Arry Moody, LTU	1976	17

Pass Attempts

Name, School	Year	Att.
Jeremy Moses, SFA	2008	598
Brady Attaway, SFA	2013	584
Jeremiah Briscoe, SHSU	2017	579
Brady Attaway, SFA	2012	570
Jeremy Moses, SFA	2009	566
Bailey Zappe, HBU	2019	560
Jeremy Moses, SFA	2010	550
Shelton Eppler, NSU	2019	545
Dustin Long, SHSU	2004	531
Jon Copeland, UIW	2019	507

Pass Completions

Name, School	Year	Comp.
Jeremy Moses, SFA	2009	385
Bailey Zappe, HBU	2019	357
Jeremy Moses, SFA	2008	352
Brady Attaway, SFA	2013	349
Shelton Eppler, NSU	2019	341
Jeremy Moses, SFA	2010	336
Jeremiah Briscoe, SHSU	2017	335
Brady Attaway, SFA	2012	334
Dustin Long, SHSU	2004	333
Luke Anthony, ACU	2018	319

Passing Yards

Name, School	Year	Yds
Todd Hammel, SFA	1989	5,364
Jeremiah Briscoe, SHSU	2017	5,003
Jeremiah Briscoe, SHSU	2016	4,602
Dustin Long, SHSU	2004	4,588
Brady Attaway, SFA	2013	4,268
Jeremy Moses, SFA	2009	4,124
Jeremy Moses, SFA	2008	4,026
Jeremy Moses, SFA	2010	3,998
Bailey Zappe, HBU	2019	3,811
Chason Virgil, SLU	2019	3,791

Highest Completion Percentage

Name, School	Year	Pct.
Jeremy Moses, SFA	2009	68.0
Nathan Brown, UCA	2007	67.9
Chase Fourcade, NICH	2019	67.8
Nathan Brown, UCA	2008	67.7
Hay Hildebrand, UCA	2017	67.0
Ryan Howard, TXST	2014	66.2
Wynri Smothers, UCA	2013	66.1
Chason Virgil, SLU	2019	65.5

Touchdown Passes

Name, School	Year	TD
Jeremiah Briscoe, SHSU	2016	57
Todd Hammel, SFA	1989	48
Jeremiah Briscoe, SHSU	2017	45
Jeremy Moses, SFA	2008	41
Jeremy Moses, SFA	2009	40
Dustin Long, SHSU	2004	39
Bailey Zappe, HBU	2019	35
Jeremy Moses, SFA	2010	34
Caleb Berry, LU	2014	33
several, last Breylin Smith, UCA	2019	32

Receptions

Name, School	Year	No
Duane Brooks, SFA	2009	118
Jerreth Sterns, HBU	2019	105
Quan Shorts, NSU	2019	100
Jarrod Fuller, SHSU	2004	99
Jonathon Cooper, SHSU	2001	92
Ben Ratzlaff, HBU	2019	87
Kobe Clark, ACU	2019	87
Ronnie Vinson, ACU	1969	82
Reggie Begelton, LU	2013	82
Da'Marcus Griggs, TXST	2009	80

Receiving Yards

Name, School	Year	Yds
Nathan Stewart, SHSU	2017	1,648
Jonathon Cooper, SHSU	2001	1,477
Jarrod Fuller, SHSU	2004	1,383
Billy Ryckman, LTU	1976	1,382
Mikhael Ricks, SFA	1997	1,358
Jason Mathenia, SHSU	2004	1,357
Rod Foppe, LTU	1977	1,274
Cameron Luke, TXST	2008	1,268
Ronnie Vinson, ACU	1969	1,214
Davion Davis, SHSU	2017	1,206

Receiving Touchdowns

Name, School	Year	TD
Dominique Edson, SFA	2008	18
Joe Jackson, TROY	1996	17
Cameron Luke, TXST	2008	17
Cordell Roberson, SFA	2010	16
Terence Davis, MCN	1995	16
Mikhael Ricks, SFA	1997	13
Mark Roberts, LU	2014	13
Jazz Ferguson, NSU	2018	13
Ben Ratzlaff, HBU	2019	12
Tyler Hudson, UCA	2019	12
Simmie Yarborough, SLU	2009	12
Cameron Luke, TXST	2007	12

Total Touchdowns

Name, School	Year	TD
Timothy Flanders, SHSU	2011	24
Kade Harrington, LU	2015	23
Gus Johnson, SFA	2014	23
Brent Grimes, UCA	2008	21
Keshawn Hill, SHSU	2014	21
Davion Davis, SHSU	2017	21
Tracy James, ACU	2019	20
Luther Turner, SHSU	1987	20
Jessie Burton, MCN	1998	19
Toddrick Pendland, MCN	2009	19

Scoring

Name, School	Year	Pts.
Timothy Flanders, SHSU	2011	144
Kade Harrington, LU	2015	138
Gus Johnson, SFA	2014	138
Miguel Antonio, SHSU	2012	133
Tre Honshtein, SHSU	2017	132
Davion Davis, SHSU	2017	126
Brent Grimes, UCA	2008	126
Keshawn Hill, SHSU	2014	126
Luther Turner, SHSU	1987	120
Tracy James, ACU	2019	120

Kick Scoring

Name, School	Year	Pts.
Miguel Antonio, SHSU	2012	133
Tre Honshtein, SHSU	2017	132
Luc Swimberghe, SHSU	2014	128
Shonz LaFrenz, MCN	1997	117
Seth Sebastian, SLU	2013	114
Evan Engwall, SFA	2009	111
Chuck Rawlinson, SFA	1989	111
Jose Larios, MCN	1995	110
Ryan Adams, SLU	2014	108
Lance Garner, SHSU	2004	105

Extra Points Made

Name, School	Year	XPM
Luc Swimberghe, SHSU	2016	82
Miguel Antonio, SHSU	2012	73
Luc Swimberghe, SHSU	2013	73
Luc Swimberghe, SHSU	2014	67
Tre Honshtein, SHSU	2017	66
Seth Sebastian, SLU	2013	66
Ryan Adams, SLU	2014	60
Ryan Rome, MCN	2013	60
Bryce Broussard, SLU	2019	59
Lance Garner, SHSU	2004	57
Andrew Ireland, TXST	2008	57

Field Goals Made

Name, School	Year	FGM
Shonz LaFrenz, MCN	1997	25
George Benyola, LTU	1985	24
Jose Larios, MCN	1993	24
Chuck Rawlinson, SFA	1988	22
Scott Roper, ASU	1986	21
Matt Stover, LTU	1986	21
Storm Ruiz, SFA	2019	21
Miguel Antonio, SHSU	2012	20
Teddy Garcia, ULM	1987	20
John Rovertto, ULL	1977	19
Keith Chapman, UNT	1989	19
Lorran Fonseca, NICH	2017	19

Field Goal Percentage

Name, School	Year	Pct.
Andrew Ireland, TXST	2006	90.9
Seth Sebastian, SLU	2013	88.9
Ryan Adams, SLU	2014	88.9
Hayden Ray, UCA	2019	88.2
Jace Denker, UCA	2015	88.2
Eddie Camara, UCA	2012	86.7
Matthew Wieland, TXST	1996	85.7
Jeff Turner, SLU	2007	85.0
Ray Whitehead, TXST	1992	84.6
Lorran Fonseca, NICH	2017	82.6

Punting Average (minimum 12 punts)

Name, School	Year	Avg.
Joe Zema, UIW	2017	46.69
Chad Stanley, SFA	1998	46.60
Chris MacDonald, TXST	2007	45.92
Richie Rhodes, JSU	2001	45.69
Paul Alsbury, TXST	1990	44.85
Ryan Klaus, SHSU	1998	44.82
Chad Stanley, SFA	1997	44.69
Matt McRobert, SHSU	2019	44.30
Joseph Figenshaw, SHSU	2016	44.20
Christian Guzman, HBU	2014	44.10

Punt Return Yards

Name, School	Year	Yds.
Donnie Ashley, MCN	1997	528
Eurosius Parker, JSU	1998	477
B.J. Sams, MCN	2002	471
Torrance Williams, SHSU	2013	464
Bruce Alexander, SFA	1988	459
Lawrence Anderson, LTU	1977	441
Terrence McGee, NSU	2000	427
Erwin Brown, MCN	1993	414
Darrell Slater, ULM	1984	405
Richard Ellender, MCN	1978	398

Punt Return Average (minimum 12 returns)

Name, School	Year	Avg.
Derrick Harris, SHSU	2006	24.4
Terrence McGee, NSU	2000	23.7
Tristan Jackson, UCA	2007	23.6
KaRon Coleman, SFA	1999	20.4
Terry Whiting, ASU	1971	19.4
Richard Ellender, MCN	1978	18.1
Kevin Johnson, LU	2013	18.0
Claude Mathis, TXST	1995	17.6
Johnny Fuller, LU	1967	17.2
Lardarius Webb, NICH	2007	17.1

Kick Return Yards

Name, School	Year	Yds.
Jordan Wells, SLU	2011	1,383
Chika Madu, NICH	2011	1,269
Jatavious Wilson, UCA	2014	1,140
Keenan Canty, NICH	2015	1,085
Karrington Bush, TXST	2008	1,055
Ed Eagan, NSU	2014	1,045
Gralyn Crawford, SFA	2010	1,038
Jaylen Harris, SHSU	2016	1,020
Brandon Closner, SHSU	2010	981
Tim Fields, SFA	1989	936

Kick Return Average (minimum 12 returns)

Name, School	Year	Avg.
Xavier Roberson, SLU	2013	35.2
Juwan Petit-Frere, SLU	2017	34.6
Chris Crawford, NICH	2003	32.3
Andy Swafford, TROY	1997	31.4
Jatavious Wilson, UCA	2013	30.6
Kearney Blalack, ASU	1970	30.4
LeJuan Walker, NICH	2002	29.7
Lardarius Webb, NICH	2008	29.5
Diontae Spencer, MCN	2013	29.4
Claude Mathis, TXST	1994	29.4

Tackles

Name, School	Year	Total
Bill Bergey, ASU	1968	196
Doug Landry, LTU	1983	178
Andre Carron, NSU	1991	176
Chad Coleman, TXST	1990	175
Charles Ayro, MCN	1997	171
Ypres Thomas, TXST	1996	164
Rod Royal, MCN	2002	160
Ronnie Washington, ULM	1984	160
Terry Irving, MCN	1993	159
Three athletes tied		156

Sacks

Name, School	Year	Total
Roderick Stansell, SFA	1989	18.0
Kavika Pittman, MCN	1995	15.5
Greg Necaize, NSU	1990	15.5
John Kulakowski, NSU	1987	15.0
Andre Finley, SHSU	1988	15.0
Willie Jefferson, SFA	2011	15.0
Derick Roberson, SHSU	2018	15.0
Andre Walker, HBU	2019	15.0
Willis Hudson, UNT	1994	14.5
Mark Word, JSU	1998	14.5

Interceptions

Name, School	Year	Total
Dennis Meyer, ASU	1970	11
John Causey, LTU	1972	10
Cedric Walker, SFA	1990	10
Zack Bronson, MCN	1993	9
Rod Gulley, MCN	2002	9
Dick Ritchey, ASU	1965	8
David Fuller, ACU	1966	8
Ron Irving, ULL	1976	8
Darryl Pounds, NICH	1991	8
Daxton Swanson, SHSU	2011	8
Stanley Tieken, TRIN	1965	8

Interception Return Yards

Name, School	Year	Yds
Ferlando Jordan, SLU	2019	255
Zack Bronson, MCN	1993	251
Ron Irving, ULL	1977	227
Billy Anderson, SHSU	1987	185
Marvi Mitchell, UCA	2013	173
Jermaine Antonie, MCN	2016	168
Jestin Love, UCA	2010	166
Rod Gulley, MCN	2002	160
Doyle Adams, LTU	1985	159
Brent Spikes, MCN	2014	156

Tackles for Loss

Name, School	Year	TFL
Andre Finley, SHSU	1988	31.0
Ardis McCann, LTU	1978	31.0
P.J. Hall, SHSU	2014	30.0
P.J. Hall, SHSU	2016	29.0
Johnny Robinson, LTU	1979	24.0
Sully Laiche, NICH	2019	22.5
Myke Tavarres, UIW	2015	22.5
P.J. Hall, SHSU	2015	22.0
P.J. Hall, SHSU	2017	21.0
Michael Bankston, SHSU	1991	21.0
Chris Stewart, SHSU	2017	21.0



Total Offense Plays

Name, School	Years	Plays
Jeremy Moses, SFA	2007-10	2,034
Chase Fourcade, NICH	2016-19	1,857
Brady Attaway, SFA	2010-13	1,738
Kerry Joseph, MCN	1992-95	1,649
Scott Davis, UNT	1987-90	1,549
Bailey Zappe, HBU	2017-pres.	1,514
Bradley George, TXST	2005-09	1,479
Mitch Maher, UNT	1991-94	1,471
Jim Lindsey, ACU	1967-70	1,460
Brian Bell, SHSU	2010-13	1,439

Total Offense Yards

Name, School	Years	Plays	Rush	Pass	Yds
Jeremy Moses, SFA	2007-10	2,034	-200	13,401	13,201
Chase Fourcade, NICH	2016-19	1,762	1,897	10,707	12,604
Jeremiah Briscoe, SHSU	2015-17	1,412	-95	11,488	11,393
Brady Attaway, SFA	2010-13	1,738	-242	11,433	11,191
Nathan Brown ¹ , UCA	2005-08	1,474	435	10,558	10,993
Derrick Fourroux, MCN	2006-09	1,517	2,037	8,226	10,263
Brian Bell, SHSU	2010-13	1,439	1,526	8,655	10,181
Bradley George, TXST	2006-09	1,479	230	9,556	9,786
Kerry Joseph, MCN	1992-95	1,649	1,802	7,874	9,676
Mitch Maher, UNT	1991-94	1,471	487	8,519	9,006

¹entire career not played as Southland member

Rushing Attempts

Name, School	Years	Att.
Timothy Flanders, SHSU	2010-13	999
Claude Mathis, TXST	1994-97	882
Henry Fields, MCN	1992-95	839
Leonard Harris, SFA	1992-95	741
Kade Harrington, LU	2013-16	724
Larry Centers, SFA	1987-89	709
Bronson Sanders, TXST	1998-01	709
Tony Taylor, NSU	1998-00	688
Josh Son, NICH	2000-03	664
Calvin Harrell, ASU	1968-71	660

Rushing Net Yards

Name, School	Years	Car	Avg	TD	Yds
Timothy Flanders, SHSU	2010-13	999	5.6	66	5,664
Claude Mathis, TXST	1994-97	882	5.3	45	4,694
Henry Fields, MCN	1992-95	839	5.2	30	4,358
Kade Harrington, LU	2013-16	724	6.0	44	4,348
Buford Jordan, MCN	1980-83	750	5.5	43	4,106
Gus Johnson, SFA	2011-14	631	6.2	51	3,907
Leonard Harris, SFA	1992-95	741	5.1	28	3,771
Tony Taylor, NSU	1998-00	688	5.4	32	3,720
Corey Avery, SHSU	2015-17	506	6.6	39	3,348
Derrick Jensen, UTA	1974-77	676	4.9	14	3,346

Rushing Touchdowns

Name, School	Years	TDs
Timothy Flanders, SHSU	2010-13	66
Charles McDaniel, LTU	1971-74	52
Gus Johnson, SFA	2011-14	51
Brent Grimes, UCA	2006-09	50
Buford Jordan, MCN	1980-83	45
Claude Mathis, TXST	1994-97	45
Kade Harrington, LU	2013-16	44
Corey Avery, SHSU	2015-17	39
Toddrick Pendland, MCN	2006-09	37
Arry Moody, LTU	1973-76	36

Passing Yards

Name, School	Years	Att-Cmp-Int	TD	Yds
Jeremy Moses, SFA	2007-10	1,893-1,184-55	121	13,401
Jeremiah Briscoe, SHSU	2015-17	1,328-785-31	116	11,488
Brady Attaway, SFA	2010-13	1,688-1,004-66	89	11,433
Nathan Brown ¹ , UCA	2005-08	1,267-856-32	100	10,558
Chase Fourcade, NICH	2016-19	1,350-804-47	70	10,707
Bradley George, TXST	2006-09	1,277-753-35	76	9,556
Brian Bell, SHSU	2010-13	1,077-621-31	84	8,655
Todd Hammel ¹ , SFA	1986-89	1,060-544-51	65	8,631
Jim Lindsey, ACU	1967-70	1,237-642-69	61	8,521
Mitch Maher, UNT	1991-94	1,149-640-50	67	8,519

¹entire career not played as Southland member

Passing Attempts

Name, School	Years	Att.
Jeremy Moses, SFA	2007-10	1,893
Brady Attaway, SFA	2010-13	1,688
Chase Fourcade, NICH	2016-19	1,350
Jeremiah Briscoe, SHSU	2015-17	1,328
Bradley George, TXST	2005-09	1,277
Nathan Brown, UCA	2004-08	1,267
Bailey Zappe, HBU	2017-pres.	1,262
Jim Lindsey, ACU	1967-70	1,237
Mitch Maher, UNT	1991-94	1,149
Kerry Joseph, MCN	1992-95	1,114

Passing Completions

Name, School	Years	Comp.
Jeremy Moses, SFA	2007-10	1,184
Brady Attaway, SFA	2010-13	1,004
Nathan Brown, UCA	2004-08	856
Chase Fourcade, NICH	2016-19	804
Jeremiah Briscoe, SHSU	2015-17	785
Bailey Zappe, HBU	2017-pres.	759
Bradley George, TXST	2005-09	753
Brian Babin, SLU	2005-09	670
Luke Anthony, ACU	2017-19	659
Caleb Berry, LU	2011-14	656

Completion Percentage (minimum 500 attempts, two seasons)

Name, School	Years	Comp.	Att.	%
Nathan Brown, UCA	2004-08	856	1,267	67.6
Breylin Smith, UCA	2018-pres.	396	609	65.0
Luke Anthony, ACU	2017-19	659	1,028	64.1
Nathan Dick, UCA	2009-11	514	808	63.6
Hayden Hildebrand, UCA	2014-17	587	927	63.3
Jeremy Moses, SFA	2007-10	1,184	1,893	62.5
Shelton Eppler, NSU	2018-19	540	873	61.9
Brian Babin, SLU	2005-09	670	1,083	61.9
Dallas Sealey, ACU	2015-17	509	832	61.2
Bailey Zappe, HBU	2017-pres.	759	1,262	60.1

Touchdown Passes

Name, School	Years	TDs
Jeremy Moses, SFA	2007-10	121
Jeremiah Briscoe, SHSU	2015-17	116
Nathan Brown, UCA	2004-08	100
Brady Attaway, SFA	2010-13	89
Brian Bell, SHSU	2010-13	84
Bradley George, TXST	2005-09	76
Caleb Berry, LU	2011-14	71
Chase Fourcade, NICH	2016-19	70
Kerry Joseph, MCN	1992-95	67
Mitch Maher, UNT	1991-94	67

Receptions

Name, School	Years	Yds	Avg	TD	Rec
Yedidiah Louis, SHSU	2014-17	3,942	13.4	29	294
Simmie Yarborough, SLU	2008-11	2,780	12.1	30	229
Reggie Begelton, LU	2012-15	2,435	10.7	20	227
Nathan Stewart, SHSU	2016-19	4,494	19.8	37	227
Desmond Smith, UCA	2012-15	2,828	12.5	20	226
Davion Davis, SHSU	2015-18	3,181	14.1	40	226
Cordell Roberson, SFA	2009-12	3,191	14.4	39	221
Matt Dominguez, SHSU	1997-00	3,376	15.3	27	211
Gralyn Crawford, SFA	2009-12	2,623	12.9	20	203
Dezmin Lewis, UCA	2011-14	2,668	13.5	24	197

Receiving Yards

Name, School	Years	Yds.
Nathan Stewart, SHSU	2016-19	4,494
Yedidiah Louis, SHSU	2014-17	3,942
Matt Dominguez, SHSU	1997-00	3,273
Cordell Roberson, SFA	2009-12	3,191
Davion Davis, SHSU	2015-18	3,181
Joey Hamilton, JSU	1996-99	2,903
Desmond Smith, UCA	2012-15	2,828
Simmie Yarborough, SLU	2008-11	2,780
Roger Carr, LTU	1970-73	2,717
Dominique Edison, SFA	2005-08	2,696

Receiving Touchdowns

Name, School	Years	TDs
Davion Davis, SHSU	2015-18	40
Cordell Roberson, SFA	2009-12	39
Nathan Stewart, SHSU	2016-19	37
Cameron Luke, TXST	2006-08	32
Simmie Yarborough, SLU	2008-11	30
Yedidiah Louis, SHSU	2014-17	29
Dominique Edison, SFA	2005-08	28
Matt Dominguez, SHSU	1997-00	27
Jonathon Cooper, SHSU	1998-01	24
Dezmin Lewis, UCA	2011-14	24

Total Points

Name, School	Years	PAT	FG	TD	Points
Timothy Flanders, SHSU	2010-13	0	0	70	420
Jose Larios, MCN	1992-95	158	66	0	356
Luc Swimberghe, SHSU	2013-16	261	35	0	366
Brent Grimes, UCA	2006-09	0	0	59	354
Jordan Wiggs, SFA	2011-14	180	56	0	348
Miguel Antonio, SHSU	2009-12	171	51	0	324
Shonz Lafrenz, MCN	1996-99	126	66	0	324
Charles, McDaniel, LTU	1971-74	12	0	52	324
Gus Johnson, SFA	2011-14	0	0	52	312
Kade Harrington, LU	2013-16	0	0	51	306

Total Touchdowns

Name, School	Years	TDs
Timothy Flanders, SHSU	2010-13	70
Brent Grimes, UCA	2006-09	59
Gus Johnson, SFA	2011-14	52
Charles McDaniel, LTU	1971-74	52
Kade Harrington, LU	2013-16	51
Claude Mathis, TXST	1994-97	49
Toddrick Pendland, MCN	2006-09	46
Davion Davis, SHSU	2015-18	45
Corey Avery, SHSU	2015-17	45
Buford Jordan, MCN	1980-83	45

PAT Kicks Made

Name, School	Years	No.
Luc Swimberghe, SHSU	2013-16	261
Jordan Wiggs, SFA	2011-14	180
Eddie Camara, UCA	2011-14	173
Miguel Antonio, SHSU	2009-12	171
Jose Larios, MCN	1992-95	158
Blake Bercegeay, MCN	2005-08	151
Seth Sebastian, SLU	2010-13	151
Josh Lewis, MCN	2009-12	144
John Marino, MCN	2001-04	134
Tommy Hebert, NSU	2002-04	131



PAT Kicks Attempted

Name, School	Years
Luc Swimberghe, SHSU	2013-16
Jordan Wiggs, SFA	2011-14
Eddie Camara, UCA	2011-14
Miguel Antonio, SHSU	2009-12
Jose Larios, MCN	1992-95
Blake Bercegeay, MCN	2005-08
Seth Sebastian, SLU	2010-13
Josh Lewis, MCN	2009-12
John Marino, MCN	2001-04
Jerry Pope, LTU	1973-76

PAT Kick Percentage (minimum 100 attempts, two seasons)

Name, School	Years	M	A	%
Storm Ruiz, SFA	2016-19	116	116	100.0
Billy Hayes, SHSU	1985-88	117	119	98.32
Andrew Ireland, TXST	2006-08	117	119	98.32
Miguel Antonio, SHSU	2009-12	171	174	98.27
Chuck Rawlinson, SFA	1988-91	129	132	97.73
Luc Swimberghe, SHSU	2013-16	261	268	97.38
Eddie Camara, UCA	2011-14	173	178	97.19
Lawrence Tynes, TROY	1997-00	127	131	96.95
Jose Larios, MCN	1992-95	158	163	96.93
Seth Sebastian, SLU	2010-13	151	156	96.79

Field Goals Made

Name, School	Years
Shonz LaFrenz, MCN	1996-99
Jose Larios, MCN	1992-95
Chuck Rawlinson, SFA	1988-91
Storm Ruiz, SFA	2016-19
Teddy Garcia, ULM	1984-87
Jordan Wiggs, SFA	2011-14
Miguel Antonio, SHSU	2009-12
Jeff Turner, SLU	2006-09
Keith Chapman, UNT	1985-89
Blake Bercegeay, MCN	2005-08

Field Goals Attempted

Name, School	Years
Jose Larios, MCN	1992-95
Shonz LaFrenz, MCN	1996-99
Teddy Garcia, ULM	1984-87
Chuck Rawlinson, SFA	1988-91
Miguel Antonio, SHSU	2009-12
Ryan Rossner, SFA	2000-01, 03-04
Jordan Wiggs, SFA	2011-14
Storm Ruiz, SFA	2016-19
Keith Chapman, UNT	1985-89
Billy Hayes, SHSU	1985-88

Field Goal Percentage (minimum 50 attempts)

No.	Name, School	Years	FGM	FGA	%
268	Storm Ruiz, SFA	2016-19	57	73	78.1
187	Jeff Turner, SLU	2006-09	50	68	73.5
178	Lawrence Tynes, TROY	1997-00	47	64	73.4
174	Jordan Wiggs, SFA	2011-14	56	77	72.7
163	Eric Roberts, MCN	1989-91	38	53	71.7
160	Eddie Camara, UCA	2011-14	41	58	70.7
156	Eddie Carmona, UCA	2008-10	38	54	70.4
154	Shonz LaFrenz, MCN	1996-99	66	94	70.2
150	Blake Bercegeay, MCN	2005-08	48	69	69.6
144	Matt Cummins, UCA	2016-18	39	56	69.6

Total Punts

Name, School	Years	Punts
Barry Bowman, LTU	1983-86	301
Pat Neck, MCN	1990-93	293
John Starnes, UNT	1981-84	286
Jim Poirier, MCN	1987-90	284
Christian Guzman, HBU	2014-17	273
Mike Marlow, LU	1978-81	270
Ron Boyette, TRIN	1967-70	269
Bart Bradley, SHSU	1986-89	264
Ricky Fernandez, LU	1982-85	261
Chad McCarty, ULM	1989-92	260

Punt Average (minimum 100 punts, two seasons)

No.	Name, School	Years	Avg.
104	Matt McRobert, SHSU	2018-pres.	43.7
178	Chad Stanley, SFA	1996-98	43.3
165	Patrick Dolan, NICH	2007-10	43.1
197	Christian Guzman, HBU	2014-16	42.9
184	Lachlan Edwards, SHSU	2013-15	42.8
100	Cory Kempes, NICH	2011-12	42.5
145	Alex Kjellsten, MCN	2017-18	42.1
225	Ryan Klaus, SHSU	1995-98	42.1
147	Cory Eloff, TXST	2003-05	41.9
236	Don Stump, MCN	1978-81	41.5
203	Drew Nelson, SFA	2008-11	41.3
255	Kollin Kahler, LU	2010-13	41.3

Punt Returns

Name, School	Years	Ret.
Toby Zeigler, NSU	2002-05	109
Claude Stewart, SHSU	1989-92	103
Billy Anderson, SHSU	1986-88	94
Wenford Wilborn, LTU	1971-74	91
Lawrence Anderson, LTU	1974-77	87
Nat Durant, ULL	1975-78	85
B.J. Sams, MCN	2000-03	84
Marcus Camper, UNT	1985-88	82
Brandon Closner, SHSU	2009-10	79
<i>Three players tied</i>		
		75

Punt Return Yards

Name, School	Years	Yds.
Toby Zeigler, NSU	2002-05	1,361
Terrence McGee, NSU	1999-2002	1,031
B.J. Sams, MCN	2000-03	922
Billy Anderson, SHSU	1986-88	852
Steven Whitehead, MCN	2004-08	849
KaRon Coleman, SFA	1996-99	792
Lawrence Anderson, LTU	1974-77	787
Tony Tompkins, SFA	2002-04	754
Brandon Closner, SHSU	2009-10	753
Marcus Camper, UNT	1985-88	751

Punt Return Average (minimum 50 attempts)

Name, School	Years	Avg.
Terrence McGee, NSU	1999-2002	16.90
Toby Zeigler, NSU	2002-05	12.49
Eurosius Parker, JSU	1995-99	12.43
KaRon Coleman, SFA	1996-99	12.00
David Plaisance, NICH	2001-04	11.55
Terry Whiting, ASU	1968-71	11.33
Steven Whitehead, MCN	2004-08	11.32
Donnie Ashley, MCN	1995-97	11.15
B.J. Sams, MCN	2000-03	10.97
Steve Hanschen, ASU	1976-79	10.57

Punt Returns for Touchdowns

Name, School	Years	TDs
Richard Ellender, MCN	1975-78	4
B.J. Sams, MCN	2000-03	3
Terrence McGee, NSU	1999-2002	3
Donnie Ashley, MCN	1995-97	3
Troy Jones, MCN	1988-89	3
Cisco Richard, ULM	1987-90	3
Marcus Camper, UNT	1985-88	3
<i>12 athletes tied</i>		
		2

Kickoff Returns

Name, School	Years	Ret.
Ed Eagan, NSU	2012-15	125
Jatavious Wilson, UCA	2013-16	120
Jaylen Harris, SHSU	2016-18	108
Isaiah Jackson, UCA	2008-11	106
Karrington Bush, TXST	2006-09	99
Jeff Steele, ULM	1986-89	96
Flip Johnson, MCN	1983-86	89
Chika Madu, NICH	2010-11	86
Kevin Johnson, LU	2012-14	83
Mike McArthur, MCN	1975-78	79

Kickoff Return Yards

Name, School	Years	Yds.
Ed Eagan, NSU	2012-15	2,922
Jatavious Wilson, UCA	2013-16	2,905
Karrington Bush, TXST	2007-10	2,531
Jaylen Harris, SHSU	2016-18	2,522
Isaiah Jackson, UCA	2008-11	2,430
Xavier Roberson, SLU	2012-15	2,106
Chika Madu, NICH	2010-11	2,076
Jeff Steele, ULM	1986-89	2,058
Gralyn Crawford, SFA	2009-12	1,952
Kevin Johnson, LU	2012-14	1,820

Kickoff Return Average (minimum 50 attempts)

Name, School	Years	Avg.
Xavier Roberson, SLU	2012-15	32.40
Jatavious Wilson, UCA	2013-present	26.48
Jordan Wells, SLU	2010-12	26.30
Gamar Girdy Brito, HBU	2017-19	25.69
Gralyn Crawford, SFA	2009-12	25.35
B.J. Sams, MCN	2000-03	25.16
Jatavious Wilson, UCA	2013-16	24.21
Chika Madu, NICH	2010-11	24.14
Brandon Closner, SHSU	2009-10	24.08
Alize Ward, SFA	2016-pres.	24.00

Kick Returns for Touchdowns

Name, School	Years	TDs
Xavier Roberson, SLU	2012-15	5
Gralyn Crawford, SFA	2009-12	4
Jatavious Wilson, UCA	2013-16	4
Desmond Hite, UIW	2016-17	3
several, last Ce'Cori Tolds, UIW	2018-pres.	2

All-Purpose Yards

Name, School	Years	Yds.
Claude Mathis, TXST	1994-97	7,264
Timothy Flanders, SHSU	2010-13	6,393
Karrington Bush, TXST	2007-10	6,211
Jatavious Wilson, UCA	2013-16	5,659
Kade Harrington, LU	2013-16	5,320
Gralyn Crawford, SFA	2009-12	5,112
Larry Centers, SFA	1987-89	5,029
Toby Zeigler, NSU	2002-05	5,025
B.J. Sams, MCN	2000-03	4,903
Burford Jordan, MCN	1980-83	4,888

Interceptions

Name, School	Years	No.
Dennis Meyer, ASU	1968-71	27
Billy Blakeman, MCN	1970-73	25
Cedric Walker, SFA	1990-93	25
Dick Ritchey, ASU	1964-67	19
Charles Jefferson, MCN	1975-78	19
Ron Irving, ULL	1976-78	19
Zack Bronson, MCN	1993-96	19
Terry Whiting, ASU	1968-71	16
Doyle Adams, LTU	1982-85	16
<i>Four athletes tied</i>		15

Interception Return Yards

Name, School	Years	Yds
Zack Bronson, MCN	1993-96	455
Ron Irving, ULL	1976-78	384
Terry Whiting, ASU	1968-71	374
Billy Blakeman, MCN	1970-73	330
Ferlando Jordan, SLU	2018-pres.	300
Tyrus McGlothen, LU	2012-13	239
Jestin Love, UCA	2010-11	236
Dennis Meyer, ASU	1968-71	233
Cedric Walker, SFA	1990-93	230
Daxton Swanson, SHSU	2010-12	228
Dick Ritchey, ASU	1964-67	226

Interception Return Average (minimum five returns, two seasons)

Name, School	Years	Avg.
Raphael Lewis, HBU	2017-18	38.80
Ferlando Jordan, SLU	2018-pres.	37.50
Lardarius Webb, NICH	2007-08	26.42
Clifford Ivory, TROY	1995-97	23.00
Terry Whiting, ASU	1968-71	23.28
Alize Ward, SFA	2016-pres.	22.17
Jestin Love, UCA	2010-11	21.45
Zack Bronson, MCN	1993-96	23.95
Duriel Adams, SLU	2005-06	22.00
Marcus Clark, TXST	2007-09	21.83

Interception Returns for Touchdowns

Name, School	Years	TDs
Robert Shaw, SHSU	2009-12	4
Raphael Lewis, HBU	2017-18	3
Jestin Love, UCA	2010-13	3
Tyrus McGlothen, LU	2012-13	3
Lardarius Webb, NICH	2007-08	3
Rod Gulley, MCN	2000-03	3
Ron Irving, ULL	1976-78	3
Ferlando Jordan, SLU	2018-pres.	3
<i>Several athletes tied</i>		2

Total Tackles


Name, School	Years	TDs
Andre Carron, NSU	1988-91	521
Doug Landry, LTU	1982-85	509
Jerry Muckensturm, ASU	1972-75	493
David Temple, SFA	1988-91	492
Charles Ayro, MCN	1995-98	486
Garrett Dolan, HBU	2014-17	467
Terry Irving, MCN	1990-93	461
Greg Pitts, TXST	1999-02	447
Brad Fulks, TXST	1985-88	441
Bill Bergey, ASU	1965-68	436

Sacks

Name, School	Years	Sacks
Walter Johnson, LTU	1983-86	38.0
Sully Laiche, NICH	2016-19	37.5
P.J. Hall, SHSU	2014-17	36.5
Andre Finley, SHSU	1986-89	36.0
Tim Knicky, SFA	2006-09	32.5
C.J. Carroll, TXST	1997-00	32.0
Bryan Smith, MCN	2005-07	31.0
Jonathan Woodard, UCA	2012-15	30.5
Chris Livings, MCN	2016-19	30.0
Greg Necaize, NSU	1989-90	28.5

Tackles for Loss

Name, School	Years	TFL
P.J. Hall, SHSU	2014-17	102.0
Sully Laiche, NICH	2016-19	62.0
Tim Knicky, SFA	2006-09	59.5
Bryan Smith, MCN	2004-07	58.5
Andre Finley, SHSU	1987-88	54.0
Jonathan Woodard, UCA	2011-15	53.0
Terry Irving, MCN	1990-93	48.0
Michael Adams, SFA	1999-2002	46.0
Sterling Rogers, TXST	1998-2001	46.0
Charles Ayro, MCN	1995-98	45.0



Andre Carron, Northwestern State

Rushing

Most Attempts

Game:	49	Blake Veasley, UCA vs. Lamar, 2015
Season:	315	Larry Centers, Stephen F. Austin, 1989
Career:	999	Timothy Flanders, Sam Houston State, 2010-13

Most Net Yards

Game:	347	Kade Harrington, LU vs. Abilene Christian, 2015
Season:	2,092	Kade Harrington, Lamar, 2015
Career:	5,664	Timothy Flanders, Sam Houston State, 2010-13

Most Touchdowns

Game:	7	Jessie Burton, MCN vs. Southern Utah, 1998
	7	Steve Burks, ASU vs. Abilene Christian, 1973
Season:	23	Gus Johnson, Stephen F. Austin, 2014
Career:	66	Timothy Flanders, Sam Houston State, 2010-13

Passing

Most Attempts

Game:	85	Jeremy Moses, SFA vs. Sam Houston State, 2008
Season:	598	Jeremy Moses, Stephen F. Austin, 2008
Career:	1,893	Jeremy Moses, Stephen F. Austin, 2007-10

Most Completions

Game:	57	Jeremy Moses, SFA vs. Sam Houston State, 2008
Season:	385	Jeremy Moses, Stephen F. Austin, 2009
Career:	1,184	Jeremy Moses, Stephen F. Austin, 2007-10

Most Yards Gained

Game:	662	Brady Attaway, SFA vs. Prairie View A&M, 2013
Season:	5,364	Todd Hammel, Stephen F. Austin, 1989
Career:	13,401	Jeremy Moses, Stephen F. Austin, 2007-10

Most Touchdowns

Game:	8	Todd Hammel, SFA vs. ULM, 1989
Season:	57	Jeremiah Briscoe, Sam Houston State, 2016
Career:	121	Jeremy Moses, Stephen F. Austin, 2007-10

Most Interceptions Thrown

Game:	6	Scott Stoker, NSU vs. Sam Houston State, 1989
	6	Gene Bradley, ASU vs. Southern Miss, 1979
Season:	23	Tommy Tomlin, Lamar, 1969
	23	Todd Hammel, Stephen F. Austin, 1989
Career:	69	Jim Lindsey, Abilene Christian, 1967-70

Highest Completion Percentage

Game:	93.8	Beaux Hebert, NICH vs. Sam Houston State, 2013
Season:	68.0	Jeremy Moses, Stephen F. Austin, 2009
Career:	67.6	Nathan Brown, Central Arkansas, 2005-08

Receiving

Most Receptions

Game:	18	Reggie Begelton, LU vs. Stephen F. Austin, 2013
	18	Jerreth Sterns, HBU vs. UIW, 2019
Season:	118	Duane Brooks, Stephen F. Austin, 2009
Career:	294	Yedidiah Louis, Sam Houston State, 2014-17

Most Yards Gained

Game:	268	Nathan Stewart, SHSU vs. McNeese, 2016
Season:	1,648	Nathan Stewart, Sam Houston State, 2017
Career:	4,427	Nathan Stewart, Sam Houston State, 2016-19

Most Touchdowns

Game:	4	Matt Dominguez, SHSU vs. Nicholls, 1999
	4	Cameron Luke, TXST vs. Stephen F. Austin, 2007
	4	Mark Roberts, LU vs. Houston Baptist, 2014
	4	Yedidiah Louis, SHSU vs. Central Arkansas, 2016
	4	Davion Davis, SHSU vs. Northwestern State, 2017
	4	Davion Davis, SHSU vs. Northwestern State, 2018
Season:	18	Dominique Edison, Stephen F. Austin, 2008
Career:	40	Davion Davis, Sam Houston State, 2015-18

Total Offense

Most Plays

Game:	93	Jeremy Moses, SFA vs. Sam Houston State, 2008
Season:	696	Todd Hammel, Stephen F. Austin, 1989
Career:	2,034	Jeremy Moses, Stephen F. Austin, 2007-10

Most Yards Gained

Game:	655	Brady Attaway, SFA vs. Prairie View A&M, 2013
Season:	5,294	Todd Hammel, Stephen F. Austin, 1989
Career:	13,201	Jeremy Moses, Stephen F. Austin, 2007-10

Most All-Purpose Yards

Game:	365	Diontae Spencer, MCN vs. Stephen F. Austin, 2013
Season:	2,388	Larry Centers, Stephen F. Austin, 1989
Career:	7,264	Claude Mathis, Texas State, 1994-97

Scoring

Most Points

Game:	42	Jessie Burton, MCN vs. Southern Utah, 1998
	42	Steve Burks, ASU vs. Abilene Christian, 1973
Season:	144	Timothy Flanders, Sam Houston State, 2011
Career:	410	Timothy Flanders, Sam Houston State, 2010-13

Most Touchdowns

Game:	7	Jessie Burton, MCN vs. Southern Utah, 1998
	7	Steve Burks, ASU vs. Abilene Christian, 1973
Season:	24	Timothy Flanders, Sam Houston State, 2011
Career:	70	Timothy Flanders, Sam Houston State, 2010-13



Jeremy Moses, Stephen F. Austin; 2010 Walter Payton Award Winner

Kicking

Most Extra Points

Game:	12	Tommy Hebert, NSU vs. Southeastern La., 2003
	12	Evan Engwall, SFA vs. Texas College, 2009
Season:	82	Luc Swimerbergh, Sam Houston State, 2016
Career:	261	Luc Swimerbergh, Sam Houston State, 2013-16

Most Field Goals Made

Game:	6	Jeff Turner, SLU at Texas State, 2007
Season:	35	Shonz LaFrenz, McNeese, 1997
Career:	66	Jose Larios, McNeese, 1992-95
	66	Shonz LaFrenz, McNeese, 1996-99

Consecutive Kicks Made

FGs:	15	Seth Sebastian, Southeastern Louisiana, 2013
PATs:	116	Storm Ruiz, Stephen F. Austin, 2016-19

Highest Field-Goal Percentage

Season:	90.9	Andrew Ireland, Texas State, 2006
Career:	78.1	Storm Ruiz, Stephen F. Austin 2016-19

Defensive Pass Interceptions

Most Interceptions

Game:	4	by three individuals
Season:	11	Dennis Meyer, Arkansas State, 1970
Career:	27	Dennis Meyer, Arkansas State, 1968-71

Most Yards Gained

Game:	148	Brent Spikes, MCN vs. UIW, 2014
Season:	255	Ferland Jordan, Southeastern La., 2019
Career:	455	Zack Bronson, McNeese, 1993-96

Tackles

Most Tackles

Game:	33	Bill Bergey, ASU vs. Eastern Michigan, 1968
Season:	196	Bill Bergey, Arkansas State, 1968
Career:	521	Andre Carron, Northwestern State, 1988-91

Most Tackles for Loss

Game:	7.5	Sterling Rogers, TXST vs. Illinois State, 2001
	7.5	C.J. Carroll, TXST vs. Stephen F. Austin, 2000
Season:	31.0	Andre Finley, Sam Houston State, 1988
	31.0	Ardis McCann, Louisiana Tech, 1978
Career:	102.0	P.J. Hall, Sam Houston State, 2014-17

Most Sacks

Game:	5	Willie Jefferson, SFA vs. Northwestern State, 2011
	5	Bryan Smith, MCN vs. West Virginia Tech, 2006
	5	Chris Livings, MCN vs. Abilene Christian, 2018
Season:	18.0	Roderick Stansell, Stephen F. Austin, 1989
Career:	38.0	Walter Johnson, Louisiana Tech, 1983-86

Punting

Most Punts

Game:	15	Ricky Gohlke, LU vs. Arkansas State, 1975
Season:	91	Pat Neck, McNeese, 1991
Career:	301	Barry Bowman, Louisiana Tech, 1983-86

Most Yards

Game:	601	Bruce Gartman, ASU vs. Southern Miss., 1980
Season:	3,727	Pat Neck, McNeese, 1991
Career:	11,441	Barry Bowman, Louisiana Tech, 1983-86

Highest Average

Game:	65.0	Brad Dunavant, SHSU vs. Texas Southern, 2013
Season:	46.7	Joe Zema, UIW, 2017
Career:	47.3	Matt McRobert, SHSU, 2017-pres.

Punt Returns

Most Returns

Game:	10	B.J. Sams, MCN vs. Montana, 2002
Season:	51	Steve Hanschen, Arkansas State, 1978
Career:	109	Toby Zeigler, Northwestern State, 2002-05

Most Yards Gained

Game:	206	Brendan Langley, LU vs. UIW, 2016
Season:	528	Donnie Ashley, McNeese, 1997
Career:	1,361	Toby Zeigler, Northwestern State, 2002-05

Highest Return Average

Game:	56.5	Tristan Jackson, UCA vs. Stephen F. Austin, 2007
Season:	24.4	Derrick Harris, Sam Houston State, 2006
Career:	16.9	Terrance McGee, Northwestern State, 1999-2002

Most Touchdowns

Game:	2	Tony Jones, SHSU vs. Ouachita Baptist, 2004
Season:	3	Terrence McGee, Northwestern State, 2000
	3	Donnie Ashley, McNeese, 1997
	3	Troy Jones, McNeese, 1989
	3	Richard Ellender, McNeese, 1978
Career:	4	Richard Ellender, McNeese, 1975-78

Kickoff Returns

Most Returns

Game:	10	Keenan Canty, NICH vs. Lamar, 2014
Season:	55	Keenan Canty, Nicholls, 2015
Career:	125	Ed Eagan, Northwestern State, 2012-15

Most Yards Gained

Game:	304	Chika Madu, NICH vs. Stephen F. Austin, 2011
Season:	1,383	Jordan Wells, Southeastern La., 2011
Career:	2,922	Ed Eagan, Northwestern State, 2012-15

Highest Return Average

Game:	61.0	D'Andre Hicks, MCN vs. Northwestern State, 2019
Season:	35.2	Xavier Roberson, Southeastern Louisiana, 2013
Career:	32.4	Xavier Roberson, Southeastern Louisiana, 2012-15

Most Touchdowns

Game:	2	Chika Madu, NICH vs. Stephen F. Austin, 2011
	2	Diontae Spencer, MCN vs. Stephen F. Austin, 2013
Season:	3	Gralyn Crawford, Stephen F. Austin, 2010
	3	Xavier Roberson, Southeastern Louisiana, 2013
Career:	5	Xavier Roberson, Southeastern Louisiana, 2012-15

Miscellaneous

Most Fumble Recoveries

Game:	3	by several players
Season:	7	Jim Pinegar, UL Lafayette, 1974
Career:		Not established

Most Blocked Punts

Game:	3	Stacy Price, ASU vs. UT Arlington, 1981
	3	Clevon Johnson, ASU vs. Tenn-Martin, 1980
	3	Ben Duhon, MCN vs. Arkansas-Monticello, 1998
Season:	8	Jimmy Lisko, Arkansas State, 1975
Career:	8	Jimmy Lisko, Arkansas State, 1975

Most Blocked Kicks (Punts, FGs, PATs)

Game:	3	Adrian Hardy, NSU vs. Arkansas State, 1992
Season:	8	Jimmy Lisko, Arkansas State, 1975
Career:	17	Leonard Smith, McNeese, 1980-82

Rushing Offense

Most Attempts

Game: 81 Several times
 Season: 746 Arkansas State, 1975

Most Net Yards

Game: 621 ASU vs. Tennessee-Martin, 1984
 Season: 4,025 Sam Houston State, 2012

Most Touchdowns

Game: 11 MCN vs. West Virginia Tech, 2006
 Season: 46 Sam Houston State, 2011 and 2012

Passing Offense

Most Attempts

Game: 85 SFA vs. Sam Houston State, 2008
 Season: 679 Stephen F. Austin, 2012

Most Completions

Game: 57 SFA vs. Sam Houston State, 2008
 Season: 410 Stephen F. Austin, 2009

Most Yards Gained

Game: 662 SFA vs. Prairie View A&M, 2013
 Season: 5,435 Stephen F. Austin, 1989

Most Touchdowns

Game: 8 SFA vs. ULM, 1989
 8 UCA vs. Texas State, 2007
 Season: 48 Stephen F. Austin, 1989

Most Interceptions Thrown

Game: 9 LTU vs. UT Arlington, 1972
 Season: 32 Trinity, 1969

Fewest Interceptions Thrown

Season: 3 Nicholls, 2003 and 2005

Highest Completion Percentage

Season: 68.3 Stephen F. Austin, 2009

Total Offense

Most Plays

Game: 118 SFA vs. McMurry, 2013
 118 SHSU vs. Southern Utah, 2015
 Season: 1,275 Sam Houston State, 2015

Most Yards Gained

Game: 827 SFA vs. Prairie View A&M, 2013
 Season: 7,975 Sam Houston State, 2015

Scoring Offense

Most Points

Game: 92 SFA vs. Texas College, 2009
 Season: 616 Sam Houston State, 2015

Most Touchdowns

Game: 13 SFA vs. Texas College, 2009
 Season: 89 Sam Houston State, 2016

Most Extra Points

Game: 12 NSU vs. Southeastern Louisiana, 2003
 12 SFA vs. Texas College, 2009
 Season: 87 Sam Houston State, 2016

Most Field Goals

Game: 6 SLU vs. Texas State, 2007
 Season: 24 Louisiana Tech, 1985

Punting

Most Punts

Game: 15 LU vs. Arkansas State, 1975
 Season: 100 Sam Houston State, 2014

Most Yards

Game: 601 ASU vs. Southern Miss., 1980
 Season: 4,415 Sam Houston State, 2014

Highest Average

Season: 46.6 Stephen F. Austin, 1998

Punt Returns

Most Returns

Game: 13 SFA vs. Prairie View A&M, 1988
 Season: 57 Trinity, 1967

Most Yards Gained

Game: 196 SFA vs. Prairie View, 1988
 Season: 632 Northwestern State, 2002

Most Touchdowns

Season: 4 Sam Houston State, 2000

Kickoff Returns

Most Returns

Game: 12 HBU at Lamar, 2014
 Season: 81 Houston Baptist, 2014

Most Yards Gained

Game: 361 NICH vs. Stephen F. Austin, 2011
 Season: 1,549 Southeastern La., 2011

Most Touchdowns

Season: 3 Stephen F. Austin, 2010
 3 McNeese, 2013
 3 Southeastern Louisiana, 2013

Miscellaneous

Most First Downs

Game: 43 LU at Central Arkansas, 2014
 Season: 414 Sam Houston State, 2015

Most Fumbles

Game: 13 ASU vs. Tennessee-Chattanooga, 1981
 Season: 65 UT Arlington, 1978

Most Fumbles Lost

Game: 6 SFA vs. Central Arkansas, 2012
 6 NICH vs. Texas State, 2000
 6 UNT vs. McNeese, 1984
 6 ASU vs. UT Arlington, 1981
 6 ASU vs. UT Arlington, 1979
 Season: 35 Nicholls, 2011

Fewest Fumbles Lost

Season: 5 Stephen F. Austin, 1999
 5 Northwestern State, 2013
 5 Lamar, 2015

Most Touchdowns on Blocked Punts

Game: 2 SHSU vs. Northwestern State, 1992

Most Penalties

Game: 23 SFA vs. Texas State, 1989
 Season: 130 Northwestern State, 2004

Fewest Penalties

Season: 37 UT Arlington, 1966



Most Yards Penalized

Game: 223 SFA vs. Texas State, 1989
 Season: 1,219 McNeese, 2002

Fewest Yards Penalized

Season: 325 Abilene Christian, 1964

Win Streaks

Overall: 23 Louisiana Tech, 1973-75
 16 Sam Houston State, 2010-11
 Southland: 19 Louisiana Tech, 1972-75
 16 McNeese, 2001-04

Losing Streaks

Overall: 23 Nicholls, 2013-15
 Southland: 16 Lamar, 1984-86

Rushing Defense

Fewest Attempts Allowed

Game: 6 SHSU vs. Stephen F. Austin, 2012
 Season: 313 Northwestern State, 2006

Fewest Net Yards Allowed

Game: -54 NICH vs. Bethel College, 2003
 Season: 612 Trinity, 1967

Fewest Touchdowns Allowed

Season: 4 McNeese, 1985, 2015

Passing Defense

Fewest Attempts Allowed

Game: 3 NICH vs. McNeese, 2005
 3 NICH vs. Stephen F. Austin, 2005
 3 SHSU vs. Nicholls, 2002
 3 NSU vs. Nicholls, 2000
 3 ASU vs. Memphis State, 1982
 3 LTU vs. West Texas State, 1981
 3 LTU vs. Arkansas State, 1975
 Season: 122 Arkansas State, 1964

Fewest Completions Allowed

Game: 0 LTU vs. West Texas State, 1981
 Season: 53 Arkansas State, 1965

Fewest Yards Allowed

Game: -7 LU vs. Trinity, 1967
 Season: 581 Arkansas State, 1964

Fewest Touchdowns Allowed

Season: 2 Several times

Lowest Completion Percentage Allowed

Season: 31.5 Abilene Christian, 1971

Total Defense

Fewest Plays Allowed

Game: 39 ULM vs. Arkansas State, 1983
 Season: 461 Arkansas State, 1964

Fewest Yards Allowed

Game: -21 MCN vs. West Virginia Tech, 2006
 Season: 1,754 Trinity, 1966

Scoring Defense

Fewest Points Allowed

Season: 59 Louisiana Tech, 1973

Fewest Touchdowns Allowed

Season: 8 Louisiana Tech, 1973

Fewest Extra Points Allowed

Season: 8 Louisiana Tech, 1973

Fewest Field Goals Allowed

Season: 1 Louisiana Tech, 1973

Consecutive Shutouts

Quarters: 13 McNeese, 1985
 Games: 3 McNeese, 1985

Defensive Pass Interceptions

Most Interceptions

Game: 9 UTA vs. Louisiana Tech, 1972
 Season: 32 Arkansas State, 1969
 32 UT Arlington, 1969

Most Yards Gained

Game: 238 NICH vs. Northwestern State, 2007
 Season: 458 Nicholls, 2007

Miscellaneous

Fewest First Downs Allowed

Game: 1 NSU vs. Oklahoma Panhandle State, 2003
 Season: 93 Trinity, 1966

Most Fumbles Caused

Game: 13 LU vs. Texas Southern, 1980
 Season: 49 Northwestern State, 1991

Most Fumbles Recovered

Game: 8 LU vs. Texas Southern, 1980
 8 LU vs. McNeese, 1968
 Season: 30 UL Lafayette, 1977
 30 Lamar, 1968

Most Turnovers Recovered

Game: Not established
 Season: 43 Northwestern State, 1991 (23 fumbles, 20 INTs)

Most Blocked Kicks

Season: 11 Arkansas State, 1975

Most Defensive Touchdowns

Game: 4 NSU vs. Southeastern La., 2003
 4 NICH vs. Northwestern State, 2007
 4 MCN vs. UIW, 2017
 Season: 12 Northwestern State, 2003



SOUTHLAND IN FINAL POLLS

HISTORY & RECORDS

The Sports Network Poll was conducted by NCAA Division FCS Subdivision committee from 1982-92 (top 20 only). Currently, The STATS Panel, which replaced the Sports Network Poll in 2015, consists of FCS athletics directors, SIDs and coaches, in addition to STATS staff. Polls listed are final regular-season from 1982-1993. Post-playoff polls listed from 1994-present. The FCS Coaches Poll began in 2007.

- | | | | |
|---|--|--|--|
| <p>1982
Sports Network</p> <ol style="list-style-type: none"> Eastern Kentucky Louisiana Tech Delaware Tennessee Tech Eastern Illinois Furman South Carolina State Jackson State Colgate Grambling Idaho Northern Illinois Holy Cross Bowling Green Boise State Western Michigan Tenn. Chattanooga Northwestern State Montana Lafayette <p>1983
Sports Network</p> <ol style="list-style-type: none"> Southern Illinois Furman Holy Cross North Texas Indiana State Eastern Illinois Colgate Eastern Kentucky Western Carolina Grambling Nevada-Reno Idaho State Boston University ULM Jackson State Middle Tennessee Tennessee State South Carolina State Mississippi Valley St. New Hampshire <p>1984
Sports Network</p> <ol style="list-style-type: none"> Alcorn State Montana State Rhode Island Boston University Indiana State Middle Tennessee Mississippi Valley State Eastern Kentucky Louisiana Tech Arkansas State New Hampshire Richmond Murray State Western Carolina Holy Cross Furman Tenn.-Chattanooga Northern Iowa Delaware McNeese <p>1985
Sports Network</p> <ol style="list-style-type: none"> Middle Tennessee Furman Nevada Northern Iowa Idaho Arkansas State Rhode Island Grambling Georgia Southern Akron Eastern Washington Appalachian State Delaware State Louisiana Tech Jackson State William & Mary Murray State Richmond Eastern Kentucky Alcorn State <p>1986
Sports Network</p> <ol style="list-style-type: none"> Nevada Arkansas State Eastern Illinois Georgia Southern Holy Cross Appalachian State Pennsylvania William & Mary Jackson State Eastern Kentucky Sam Houston State Nicholls State Delaware Tennessee State Furman Idaho Southern Illinois Murray State Connecticut North Carolina A&T <p>1987
Sports Network</p> <ol style="list-style-type: none"> Holy Cross Appalachian State ULM Northern Iowa Idaho Georgia Southern Eastern Kentucky James Madison Jackson State Weber State Western Kentucky Arkansas State Maine Marshall Youngstown State North Texas Richmond Howard Sam Houston State Delaware State <p>1988
Sports Network</p> <ol style="list-style-type: none"> Idaho Georgia Southern Western Illinois Furman Jackson State Marshall Eastern Kentucky Northwestern State Stephen F. Austin Massachusetts North Texas Boise State Western Kentucky The Citadel Delaware Montana Middle Tennessee Florida A&M Holy Cross Grambling <p>1989
Sports Network</p> <ol style="list-style-type: none"> Georgia Southern Furman Stephen F. Austin Holy Cross Idaho Montana Appalachian State Maine Missouri State Middle Tennessee William & Mary Eastern Kentucky Grambling Youngstown State Eastern Illinois Villanova Jackson State Connecticut Nevada Northern Iowa | <p>1990
Sports Network</p> <ol style="list-style-type: none"> Middle Tennessee Youngstown State Georgia Southern Nevada Eastern Kentucky Missouri State William & Mary Holy Cross Massachusetts Boise State Northern Iowa Furman Idaho ULM The Citadel Jackson State Dartmouth Central Florida New Hampshire North Carolina A&T <p>1991
Sports Network</p> <ol style="list-style-type: none"> Nevada Eastern Kentucky Holy Cross Northern Iowa Alabama State Delaware Villanova Marshall Middle Tennessee Samford New Hampshire Sam Houston State Youngstown State Western Illinois Weber State James Madison Appalachian State Howard McNeese The Citadel Furman <p>1992
Sports Network</p> <ol style="list-style-type: none"> ULM The Citadel Northern Iowa Middle Tennessee Idaho Marshall Youngstown State Delaware Samford Villanova McNeese Eastern Kentucky William & Mary Eastern Washington Florida A&M Appalachian State North Carolina A&T Alcorn State Liberty Western Illinois <p>1993
Sports Network</p> <ol style="list-style-type: none"> Troy State Georgia Southern Montana ULM McNeese Boston University Youngstown State Howard Marshall William & Mary Idaho Central Florida Northern Iowa Stephen F. Austin Southern Pennsylvania Eastern Kentucky Delaware Western Kentucky Eastern Washington | <ol style="list-style-type: none"> North Carolina A&T Tennessee Tech Alcorn State Towson State Massachusetts <p>1994
Sports Network</p> <ol style="list-style-type: none"> Youngstown State Boise State Marshall Montana Eastern Kentucky McNeese James Madison Idaho Appalachian State Boston University Northern Iowa Troy New Hampshire Pennsylvania North Texas Middle Tennessee Grambling Alcorn State William & Mary Central Florida Stephen F. Austin Hofstra South Carolina State Western Illinois Northern Arizona <p>1995
Sports Network</p> <ol style="list-style-type: none"> Montana Marshall McNeese Stephen F. Austin Appalachian State Delaware Troy Southern Murray State Hofstra Georgia Southern Eastern Kentucky Northern Iowa Eastern Illinois James Madison Jackson State Florida A&M Idaho William & Mary Richmond Boise State Northern Arizona Connecticut Indiana State Middle Tennessee <p>1996
Sports Network</p> <ol style="list-style-type: none"> Marshall Montana Northern Iowa Troy William & Mary Murray State East Tennessee State Northern Arizona Furman Delaware Jackson State Villanova Western Illinois Florida A&M Nicholls Eastern Illinois New Hampshire Youngstown State Dartmouth Howard Stephen F. Austin Appalachian State Missouri State Dayton James Madison | <p>1997
Sports Network</p> <ol style="list-style-type: none"> Youngstown State McNeese Delaware Eastern Washington Villanova Western Illinois Western Kentucky Georgia Southern Hampton Florida A&M Southern Montana Jackson State Hofstra Eastern Kentucky Cal Poly Northwestern State Stephen F. Austin South Carolina State Liberty Eastern Illinois Appalachian State Dayton Northeastern Colgate <p>1998
Sports Network</p> <ol style="list-style-type: none"> Massachusetts Georgia Southern Northwestern State Western Illinois Florida A&M Appalachian State Lehigh McNeese Connecticut Richmond Hampton Tennessee State Troy Southern Montana Illinois State William & Mary Bethune-Cookman Western Kentucky Hofstra Colgate South Florida Delaware Murray State Montana State <p>1999
Sports Network</p> <ol style="list-style-type: none"> Georgia Southern Youngstown State Illinois State Florida A&M Hofstra Troy Massachusetts Montana Appalachian State North Carolina A&T Tennessee State Furman James Madison Lehigh Northern Iowa Northern Arizona Southern Colgate Jackson State Portland State Elon Stephen F. Austin South Florida Villanova Brown |
|---|--|--|--|



- 2000 Sports Network**
- Georgia Southern
 - Montana
 - Delaware
 - Appalachian State
 - Western Kentucky
 - Richmond
 - Hofstra
 - Lehigh
 - Troy**
 - Furman
 - Youngstown State
 - Western Illinois
 - Grambling
 - Florida A&M
 - Portland State
 - McNeese**
 - Eastern Illinois
 - Weber State
 - Northern Iowa
 - Bethune-Cookman
 - North Carolina A&T
 - Tennessee Tech
 - Wofford
 - Illinois State
 - Texas State**

- 2001 Sports Network**
- Montana
 - Furman
 - Georgia Southern
 - Northern Iowa
 - Lehigh
 - Appalachian State
 - Sam Houston State**
 - Grambling
 - Eastern Illinois
 - Maine
 - Hofstra
 - Western Kentucky
 - McNeese**
 - Northwestern State**
 - Youngstown State
 - Northern Arizona
 - William & Mary
 - Eastern Kentucky
 - Harvard
 - Villanova
 - Rhode Island
 - Florida A&M
 - Tennessee Tech
 - Pennsylvania
 - Tennessee State

- 2002 Sports Network**
- Western Kentucky
 - McNeese**
 - Georgia Southern
 - Villanova
 - Western Illinois
 - Maine
 - Montana
 - Grambling
 - Furman
 - Appalachian State
 - Northeastern
 - Fordham
 - Eastern Illinois
 - Wofford
 - Bethune-Cookman
 - Northwestern State**
 - Pennsylvania
 - Idaho State
 - Montana State
 - Murray State
 - Eastern Kentucky
 - Gardner-Webb
 - Nicholls**
 - Southeast Missouri
 - Colgate

- 2003 Sports Network**
- Delaware
 - Colgate
 - Wofford
 - Florida Atlantic
 - Northern Iowa
 - Western Illinois
 - Western Kentucky
 - McNeese**
 - Southern Illinois
 - Northern Arizona
 - Massachusetts
 - Penn

- Southern
- Montana
- Bethune-Cookman
- North Carolina A&T
- Grambling
- Jacksonville State
- Northern Colorado
- Northeastern
- Montana State
- Idaho State
- Lehigh
- Georgia Southern
- Villanova

- 2004 Sports Network**
- James Madison
 - Montana
 - William & Mary
 - Sam Houston State**
 - Furman
 - New Hampshire
 - Delaware
 - Eastern Washington
 - Southern Illinois
 - Georgia Southern
 - Western Kentucky
 - Hampton
 - Harvard
 - Jacksonville State
 - Lehigh
 - Cal Poly
 - Northwestern State**
 - Wofford
 - Lafayette
 - Alabama State
 - Penn
 - South Carolina State
 - North Dakota State
 - Coastal Carolina
 - Northern Iowa

- 2005 Sports Network**
- Appalachian State
 - Northern Iowa
 - Furman
 - Texas State**
 - New Hampshire
 - Cal Poly
 - Southern Illinois
 - Richmond
 - Georgia Southern
 - Hampton
 - Grambling State
 - Montana
 - Eastern Washington
 - Youngstown State
 - Brown
 - Eastern Illinois
 - Nicholls**
 - Montana State
 - Massachusetts
 - South Carolina State
 - Lafayette
 - Illinois State
 - Colgate
 - Coastal Carolina
 - James Madison

- 2006 Sports Network**
- Appalachian State
 - Massachusetts
 - Montana
 - Youngstown State
 - North Dakota State
 - New Hampshire
 - Southern Illinois
 - Illinois State
 - James Madison
 - Montana State
 - Hampton
 - Furman
 - Tennessee-Martin
 - Coastal Carolina
 - Eastern Illinois
 - Cal Poly
 - Northern Iowa
 - Princeton
 - Portland State
 - San Diego
 - McNeese**
 - South Dakota State
 - Wofford
 - Central Arkansas
 - Yale

- 2007 Sports Network**
- Appalachian State
 - Delaware
 - Southern Illinois
 - Northern Iowa
 - Richmond
 - Wofford
 - Massachusetts
 - Eastern Washington
 - North Dakota State
 - Montana
 - McNeese**
 - James Madison
 - Eastern Kentucky
 - New Hampshire
 - Delaware State
 - Youngstown State
 - Georgia Southern
 - Eastern Illinois
 - South Dakota State
 - Fordham
 - Harvard
 - Yale
 - Elon
 - Cal Poly
 - Grambling State

- FCS Coaches**
- Appalachian State
 - Delaware
 - Southern Illinois
 - Richmond
 - Northern Iowa
 - Massachusetts
 - James Madison
 - Eastern Washington
 - North Dakota State
 - Wofford
 - McNeese**
 - Montana
 - Eastern Kentucky
 - New Hampshire
 - Eastern Illinois
 - Delaware State
 - Youngstown State
 - Georgia Southern
 - Fordham
 - Harvard
 - Yale
 - South Dakota State
 - Elon
 - Grambling
 - Dayton

- 2008 Sports Network**
- Richmond
 - Montana
 - James Madison
 - Northern Iowa
 - Appalachian State
 - Villanova
 - Weber State
 - New Hampshire
 - Wofford
 - Cal Poly
 - Southern Illinois
 - Central Arkansas**
 - South Carolina State
 - Liberty
 - Harvard
 - Colgate
 - Elon
 - Maine
 - Eastern Kentucky
 - William & Mary
 - McNeese**
 - Texas State**
 - Jacksonville State
 - Grambling State
 - Prairie View A&M

- FCS Coaches**
- Richmond
 - Montana
 - James Madison
 - Northern Iowa
 - Appalachian State
 - Villanova
 - New Hampshire
 - Cal Poly
 - Weber State
 - Southern Illinois
 - Wofford
 - Central Arkansas**
 - South Carolina State
 - Harvard

- Liberty
- Maine
- Colgate
- Eastern Kentucky
- Elon
- William and Mary
- McNeese**
- Jacksonville State
- Texas State**
- Grambling State
- Prairie View A&M

- 2009 Sports Network**
- Villanova
 - Montana
 - Appalachian State
 - William & Mary
 - Richmond
 - Southern Illinois
 - New Hampshire
 - South Carolina State
 - Elon
 - Stephen F. Austin**
 - South Dakota State
 - McNeese**
 - Eastern Washington
 - Holy Cross
 - Prairie View A&M
 - Jacksonville State
 - Weber State
 - Northern Iowa
 - Eastern Illinois
 - Pennsylvania
 - Colgate
 - Liberty
 - Florida A&M
 - Lafayette
 - Texas State**

- FCS Coaches**
- Villanova
 - Montana
 - Appalachian State
 - William & Mary
 - Richmond
 - Southern Illinois
 - New Hampshire
 - South Carolina State
 - Stephen F. Austin**
 - Elon
 - South Dakota State
 - McNeese**
 - Eastern Washington
 - Holy Cross
 - Eastern Illinois
 - Jacksonville State
 - Weber State
 - Northern Iowa
 - Prairie View A&M
 - Colgate
 - Liberty
 - Florida A&M
 - Pennsylvania
 - Texas State**
 - Lafayette

- 2010 Sports Network**
- Eastern Washington
 - Delaware
 - Villanova
 - Appalachian State
 - Georgia Southern
 - Wofford
 - New Hampshire
 - Stephen F. Austin**
 - North Dakota State
 - William & Mary
 - Montana State
 - Jacksonville State
 - Southeast Missouri State
 - Lehigh
 - Bethune-Cookman
 - South Carolina State
 - Western Illinois
 - Pennsylvania
 - Northern Iowa
 - Montana
 - Liberty
 - Jacksonville
 - Grambling State
 - Cal Poly
 - Dayton

- FCS Coaches**
- Eastern Washington
 - Delaware
 - Villanova
 - Appalachian State
 - Wofford
 - Georgia Southern
 - New Hampshire
 - William & Mary
 - North Dakota State
 - Stephen F. Austin**
 - Montana State
 - Jacksonville State
 - Southeast Missouri State
 - Lehigh
 - Bethune-Cookman
 - Pennsylvania
 - South Carolina State
 - Northern Iowa
 - Liberty
 - Western Illinois
 - Montana
 - Jacksonville
 - Cal Poly
 - Grambling State
 - Dayton

- 2011 Sports Network**
- North Dakota State
 - Sam Houston State**
 - Montana
 - Georgia Southern
 - Lehigh
 - Northern Iowa
 - Montana State
 - Maine
 - Towson
 - Old Dominion
 - New Hampshire
 - Appalachian State
 - Wofford
 - Central Arkansas**
 - James Madison
 - Harvard
 - Delaware
 - Stony Brook
 - Norfolk State
 - Illinois State
 - Tennessee Tech
 - Jackson State
 - North Dakota
 - Eastern Kentucky
 - Liberty

- FCS Coaches**
- North Dakota State
 - Sam Houston State**
 - Georgia Southern
 - Montana
 - Northern Iowa
 - Lehigh
 - Montana State
 - Maine
 - Towson
 - Old Dominion
 - Appalachian State
 - New Hampshire
 - Wofford
 - James Madison
 - Central Arkansas**
 - Harvard
 - Norfolk State
 - Tennessee Tech
 - Delaware
 - Eastern Kentucky
 - Illinois State
 - Albany
 - Jackson State
 - Liberty

- 2012 Sports Network**
1. North Dakota State
 2. **Sam Houston State**
 3. Georgia Southern
 4. Eastern Washington
 5. Montana State
 6. Old Dominion
 7. Wofford
 8. Illinois State
 9. Appalachian State
 10. **Central Arkansas**
 11. Stony Brook
 12. Cal Poly
 13. New Hampshire
 14. South Dakota State
 15. Villanova
 16. Lehigh
 17. Towson
 18. Richmond
 19. James Madison
 20. Northern Arizona
 21. Wagner
 22. Bethune-Cookman
 23. Eastern Kentucky
 24. Coastal Carolina
 25. Colgate
- FCS Coaches**
1. North Dakota State
 2. **Sam Houston State**
 3. Georgia Southern
 4. Eastern Washington
 5. Montana State
 6. Old Dominion
 7. Wofford
 8. Appalachian State
 9. Illinois State
 10. **Central Arkansas**
 11. Cal Poly
 12. Stony Brook
 13. New Hampshire
 14. Lehigh
 15. Towson
 16. Villanova
 17. South Dakota
 18. Richmond
 19. Eastern Kentucky
 20. Northern Arizona
 21. James Madison
 22. Wagner
 23. Bethune-Cookman
 24. Coastal Carolina
 25. Eastern Illinois
- 2013 Sports Network**
1. North Dakota State
 2. Towson
 3. Eastern Washington
 4. Eastern Illinois
 5. New Hampshire
 6. **Southeastern Louisiana**
 7. Coastal Carolina
 8. Montana
 9. Fordham
 10. Jacksonville State
 11. **McNeese**
 12. Maine
 13. South Dakota State
 14. **Sam Houston State**
 15. Northern Arizona
 16. Bethune-Cookman
 17. Tennessee State
 18. Youngstown State
 19. Samford
 20. Montana State
 21. Southern Utah
 22. Furman
 23. Chattanooga
 24. Charleston Southern
 25. South Carolina State
- FCS Coaches**
1. North Dakota State
 2. Towson
 3. Eastern Washington
 4. Eastern Illinois
 5. New Hampshire
 6. **Southeastern Louisiana**
 7. Coastal Carolina
 8. Montana
 9. Fordham
 10. Jacksonville State
 11. **McNeese**
 12. Maine
 13. South Dakota State
 14. **Sam Houston State**
 15. Northern Arizona
 16. Bethune-Cookman
 17. Tennessee State
 18. Youngstown State
 19. Samford
 20. Montana State
 21. Southern Utah
 22. Furman
 23. Chattanooga
 24. Charleston Southern
 25. South Carolina State

15. Northern Arizona
 16. Bethune-Cookman
 17. Tennessee State
 18. Samford
 19. Youngstown State
 20. Montana State
 21. Furman
 22. Charleston Southern
 23. Harvard
 24. Southern Utah
 25. Chattanooga
- 2014 Sports Network**
1. North Dakota State
 2. Illinois State
 3. New Hampshire
 4. Eastern Washington
 5. Coastal Carolina
 6. **Sam Houston State**
 7. Villanova
 8. Chattanooga
 9. Jacksonville State
 10. Northern Iowa
 11. Fordham
 12. South Dakota State
 13. Montana
 14. **Southeastern Louisiana**
 15. Harvard
 16. Richmond
 17. Liberty
 18. James Madison
 19. Indiana State
 20. Montana State
 21. Eastern Kentucky
 22. Youngstown State
 23. Bethune-Cookman
 24. Sacred Heart
 25. Idaho State
- FCS Coaches**
1. North Dakota State
 2. Illinois State
 3. New Hampshire
 4. Eastern Washington
 5. Coastal Carolina
 6. **Sam Houston State**
 7. Villanova
 8. Chattanooga
 9. Jacksonville State
 10. Northern Iowa
 11. Montana
 12. **Southeastern Louisiana**
 13. South Dakota State
 14. Fordham
 15. Harvard
 16. Richmond
 17. Liberty
 18. Indiana State
 19. James Madison
 20. Montana State
 21. Eastern Kentucky
 22. Bethune-Cookman
 23. Sacred Heart
 24. William & Mary
 25. Youngstown State
- 2015 STATS**
1. North Dakota State
 2. Jacksonville State
 3. **Sam Houston State**
 4. Richmond
 5. Illinois State
 6. Charleston Southern
 7. **McNeese**
 8. Northern Iowa
 9. Chattanooga
 10. Portland State
 11. James Madison
 12. William & Mary
 13. The Citadel
 14. Montana
 15. South Dakota State
 16. Coastal Carolina
 17. Colgate
 18. Southern Utah
 19. Fordham
 20. Harvard
 21. North Carolina A&T
 22. Western Illinois
 23. Dartmouth
 24. Grambling State
 25. Eastern Illinois

- FCS Coaches**
1. North Dakota State
 2. Jacksonville State
 3. Richmond
 4. **Sam Houston State**
 5. Illinois State
 6. Northern Iowa
 7. Charleston Southern
 8. Chattanooga
 9. **McNeese**
 10. Portland State
 11. James Madison
 12. William & Mary
 13. Colgate
 14. Montana
 15. The Citadel
 16. South Dakota State
 17. Coastal Carolina
 18. Southern Utah
 19. Fordham
 20. Harvard
 21. North Carolina A&T
 22. Western Illinois
 23. Dartmouth
 24. Eastern Illinois
 25. Bethune-Cookman
- 2016 STATS**
1. James Madison
 2. Youngstown State
 3. North Dakota State
 4. Eastern Washington
 5. **Sam Houston State**
 6. South Dakota State
 7. Jacksonville State
 8. Richmond
 9. Wofford
 10. Citadel
 11. Villanova
 12. North Dakota
 13. Chattanooga
 14. **Central Arkansas**
 15. Charleston Southern
 16. Grambling State
 17. New Hampshire
 18. Coastal Carolina
 19. San Diego
 20. North Carolina A&T
 21. Lehigh
 22. North Carolina Central
 23. Samford
 24. Cal Poly
 25. Weber State
- FCS Coaches**
1. James Madison
 2. Youngstown State
 3. North Dakota State
 4. Eastern Washington
 5. **Sam Houston State**
 6. Jacksonville State
 7. South Dakota State
 8. Richmond
 9. Citadel
 10. Chattanooga
 11. Wofford
 12. North Dakota
 13. Villanova
 14. Charleston Southern
 15. Grambling State
 16. **Central Arkansas**
 17. New Hampshire
 18. Lehigh
 19. North Carolina Central
 20. North Carolina A&T
 21. Cal Poly
 - 21t. San Diego
 23. Samford
 24. Weber State
 25. Montana
- 2017 STATS**
1. North Dakota State
 2. James Madison
 3. South Dakota State
 4. **Sam Houston State**
 5. Weber State
 6. Woford
 7. North Carolina A&T
 8. Kennesaw State
 9. Jacksonville State
 10. **Central Arkansas**
 11. Stony Brook
 12. New Hampshire
 13. Western Illinois
 14. Southern Utah

15. South Dakota
 16. Grambling
 17. Northern Iowa
 18. Samford
 19. Furman
 20. Elon
 21. Eastern Washington
 22. **McNeese**
 23. San Diego
 24. Yale
 25. **Nicholls**
- FCS Coaches**
1. North Dakota State
 2. James Madison
 3. **Sam Houston State**
 4. South Dakota State
 5. Weber State
 6. North Carolina A&T
 7. Wofford
 8. **Central Arkansas**
 9. Kennesaw State
 10. Jacksonville State
 11. Stony Brook
 12. Western Illinois
 13. Southern Utah
 14. Grambling
 15. New Hampshire
 16. South Dakota
 17. Samford
 18. **McNeese**
 19. Northern Iowa
 20. Furman
 21. Elon
 22. Eastern Washington
 23. **Nicholls**
 24. Yale
 25. San Diego
- 2018 STATS**
1. North Dakota State
 2. Eastern Washington
 3. South Dakota State
 4. Maine
 5. Kennesaw State
 6. Weber State
 7. UC Davis
 8. Colgate
 9. James Madison
 10. Jacksonville State
 11. Princeton
 12. North Carolina A&T
 13. Wofford
 14. **Nicholls**
 15. Southeast Missouri State
 16. Stony Brook
 17. Montana State
 18. Dartmouth
 19. Elon
 20. Towson
 21. Duquesne
 22. East Tennessee State
 23. UNI
 24. Delaware
 25. San Diego
- FCS Coaches**
1. North Dakota State
 2. Kennesaw State
 3. Eastern Washington
 4. Weber State
 5. South Dakota State
 6. James Madison
 7. Colgate
 8. Princeton
 9. Jacksonville State
 10. UC Davis
 11. North Carolina A&T
 12. Wofford
 13. **Nicholls**
 14. Maine
 15. Dartmouth
 16. Stony Brook
 17. Elon
 18. San Diego
 19. Towson
 20. Southeast Missouri State
 21. East Tennessee State
 22. Indiana State
 23. Delaware
 24. Montana State
 25. **UIW**

- 2019 STATS**
1. North Dakota State
 2. James Madison
 3. Weber State
 4. Montana State
 5. Kennesaw State
 6. Northern Iowa
 7. Montana
 8. Illinois State
 9. Austin Peay
 10. Sacramento State
 11. South Dakota State
 12. **Central Arkansas**
 13. Monmouth
 14. **Nicholls**
 15. Villanova
 16. Wofford
 17. Southeast Missouri State
 18. Albany
 19. **Southeastern Louisiana**
 20. North Carolina A&T
 21. Furman
 22. Dartmouth
 23. Central Connecticut State
 24. Florida A&M
 25. Yale
- FCS Coaches**
1. North Dakota State
 2. James Madison
 3. Weber State
 4. Montana State
 5. Northern Iowa
 6. Montana
 7. Illinois State
 8. Kennesaw State
 9. Sacramento State
 10. Austin Peay
 11. **Central Arkansas**
 12. South Dakota State
 13. Monmouth
 14. **Nicholls**
 15. Villanova
 16. Southeast Missouri State
 17. Wofford
 18. **Southeastern Louisiana**
 19. Furman
 20. Albany
 21. Dartmouth
 22. Central Connecticut State
 23. North Carolina A&T
 24. Yale
 25. Florida A&M



George Odum, Central Arkansas (Colts)

One of the premiere leagues in the NCAA Division I Football Championship Subdivision, the Southland Conference continues to emerge as a breeding ground for the future stars of the National Football League. From groundbreaking players such as Pro Football Hall of Famer Fred Dean to the league's newest crop of first-year hopefuls, the conference boasts a rich tradition of sending impact players to the NFL.

For each of the Southland's NFL-bound alumni, professional success starts in the classrooms and on the gridiron of the league's 11 active competing universities.

A trio of Southland student-athletes heard their names called in the 2018 NFL Draft, beginning with Sam Houston State's P.J. Hall, taken by Oakland with the 57th overall pick. Hall became the highest draft pick since 1996, when McNeese's Kavika Pittman was drafted 37th overall.

Stephen F. Austin's John Franklin-Myers was selected in the fifth round by the Los Angeles Rams, and Central Arkansas' Tremon Smith came off the board in the sixth round to the Kansas City Chiefs.

Lamar's Brenden Langley was a third-round pick by the Denver Broncos in the 2017 NFL Draft (101st overall).

In 2016, three Southland players were selected in the NFL Draft. Southeastern Louisiana's Harlan Miller was selected in the sixth round by the Arizona Cardinals followed by Central Arkansas' Jonathan Woodard and Sam Houston State's Lachlan Edwards, both of whom were taken in the seventh round.

In the 2013 NFL Draft, another Southland player joined the league as Southeastern Louisiana defensive back Robert Alford was picked in the second round (60th overall) by the Atlanta Falcons. Alford became the first Lion player ever to be drafted in the NFL.

The Southland Conference led all FCS conferences with four selections in the 2009 draft and sent 11 players into preseason camps that summer. Only in 2002, when five players were among the more than 250 selections, were more Southland alumni drafted in the same season since 2000. The Southland is one of five FCS conferences with at least 200 selections (212) in the NFL draft.

Former Sam Houston State quarterback Josh McCown is the conference's most experienced alumnus in the NFL with 18 years of service. Northwestern State's Terrance McGee completed 14 seasons in the NFL, with various teams. Former Nicholls cornerback Lardarius Webb clocked nine years in the NFL, all with the Baltimore Ravens.

Former Northwestern State cornerback Terrance McGee, an All-American kick returner during his tenure with the Demons, is one of 10 players from the Southland Conference to have taken part in the Pro Bowl. He was selected to the AFC squad as the league's special teams' representative in 2005. Only Stephen F. Austin alumnus Jeremiah Trotter has played in the Pro Bowl more recently than McGee.

The Lumberjacks' former pass-rushing star retired in 2007 having taken part in four Pro Bowls as a representative of the Philadelphia Eagles, the last of which came in 2006. Former Arkansas State star Bill Bergey, who played in a five Pro Bowls, including one with the Cincinnati Bengals, also represented the Eagles in four Pro Bowls.

The conference's other four-time Pro Bowler is Fred Dean, arguably the most successful professional football player in the history of the Southland Conference. Dean, a four-time Pro Bowler, was a two-time Southland Defensive Player of the Year and a first-team all-Southland selection all four years of his career at Louisiana Tech. He is one of only five Southland players to earn that distinction. In all, Dean played for 11 seasons in the NFL, recording 93 sacks in 141 games for the San Diego Chargers and San Francisco 49ers. He twice hoisted the Vince Lombardi Trophy as a Super Bowl Champion alongside Joe Montana and in 2009 became the first Southland football player to be inducted into the Pro Football Hall of Fame in Canton, Ohio.

Like Dean, former Texas State standout Ricky Sanders won a pair of Super Bowl rings with the Washington Redskins during his seven-year career. The owner of multiple Super Bowl records, including most receiving yards (193), most total yards (235), most touchdowns in one quarter (2), most receiving yards in one quarter (168), and the longest touchdown reception (80, tie), Sanders joins Dean and 30 other former Southland players as members of at least one Super Bowl championship roster.

The Southland has seen a pair of former Nicholls players win Super Bowl rings as former Colonel Antonio Robinson was a member of the Green Bay Packers' Super Bowl XLV champions while Webb was a member of the Super Bowl XLVII champion Baltimore Ravens. A total of 52 former players from the Southland have 69 Super Bowl appearances.

Former Northwestern State cornerback Jeremy Lane reached two Super Bowls with the Seattle Seahawks and winning one in 2013. Southeastern Louisiana's Robert Alford reached Super Bowl LI with the Atlanta Falcons, where he returned a Tom Brady interception for an 82-yard touchdown in the 34-28 overtime loss. His is the second-longest interception return in Super Bowl history.

Most recently, Stephen F. Austin's John Franklin-Myers appeared in Super Bowl LIII with the L.A. Rams, recording a strip sack of Patriots quarterback Tom Brady.

More former NFL stars from the Southland include Stan Humphries, Fred Barnett, Roger Carr, Marvin Upshaw, Mike Barber, Bruce Collie, Tim McKyer, Pat Tilley, Jackie Harris, Eugene Seale, Bubby Brister, Leonard Smith, Billy Ryckman, Rafael Septien, Buford Jordan and Ray Brown, among many others.


CURRENT NFL PLAYERS

Player, Position	Team	Years Pro
Central Arkansas		
George Odum, S	Colts	2
Tremon Smith, CB	Eagles	2
Hunter Watts, OL	Broncos	R
Jonathan Woodard, DE	Bills	4
UIW		
Cole Wick, TE	Saints	4
Lamar		
Reggie Begelton, WR	Packers	R
McNeese		
Diontae Spencer, WR	Broncos	2
Nicholls		
Damion Jeanpiere, WR	Panthers	1
Northwestern State		
Jonathan Hubbard, OL	Dolphins	R
Bryant Mitchell, WR	Buccaneers	1
Sam Houston State		
Davion Davis, WR	Vikings	1
P.J. Hall, DL	Raiders	2
Derick Roberson, LB	Titans	1
Southeastern Louisiana		
Robert Alford, CB	Cardinals	7
Sione Teuhama, LB	Panthers	1
Stephen F. Austin		
John Franklin-Myers, DE	Jets	2
Texas State¹		
Ty Nsekhe, OL	Bills	7

¹ *Texas State was a member of the Southland Conference from 1987-2010.*



Fred Dean, Louisiana Tech (Chargers)



Jeremiah Trotter, Stephen F. Austin (Eagles)

FIRST-ROUND DRAFT PICKS

Year	Pick	Name/School	Team	Pos.
1983	17	Leonard Smith, McNeese	St. Louis Cardinals	DB
1988	17	John Stephens, Northwestern State	New England Patriots	RB
1968	21	Marvin Upshaw, Trinity	Cleveland Browns	DE
1974	24	Roger Carr, Louisiana Tech	Baltimore Colts	WR

PRO-BOWL SELECTIONS

Name, School	Team	Years
Bill Bergey, Arkansas State	Bengals	1969
	Eagles	1975, 1977, 1978, 1979
Ray Brown, Arkansas State	49ers	2001
Roger Carr, Louisiana Tech	Colts	1976
Larry Centers, Stephen F. Austin	Cardinals	1995, 1996
	Bills	2001
Fred Dean, Louisiana Tech	Chargers	1979, 1980
	49ers	1981, 1983
Terrence McGee, Northwestern State	Bills	2005
Rafael Septien, Louisiana-Lafayette	Cowboys	1981
John Stephens, Northwestern State	Patriots	1988
Pat Tilley, Louisiana Tech	Cardinals	1980
Jeremiah Trotter, Stephen F. Austin	Eagles	2001, 2002, 2005, 2006



Leonard Smith, McNeese (Bills)



John Franklin-Myers, Stephen F. Austin (Rams, LIII)



Robert Alford, Southeastern Louisiana (Falcons, LI)

SUPER BOWL PARTICIPANTS

Name, School	Team	Super Bowl (W/L)
Robert Alford, SLU	Falcons	LI (L)
Larry Anderson, LTU	Steelers	XIII (W), XIV (W)
Leo Araguz, SFA	Seahawks	XXXX (L)
Bill Bergey, ASU	Eagles	XV (L)
Nathan Black, NSU	Panthers	XXXVIII (L)
Vincent Brisby, ULM	Patriots	XXXI (L)
Bubby Brister, ULM	Broncos	XXXII (W), XXXIII (W)
Ray Brown, ASU	Redskins	XXVI (W)
Gary Burton, ASU	Dolphins	XVII (L)
Scott Caldwell, UTA	Broncos	XXII (L)
Maurice Carthon, ASU	Giants	XXI (W), XXV (W)
Larry Centers, SFA	Patriots	XXXVIII (W)
Fred Dean, LTU	49ers	XVI (W), XVIII (W)
Al Edwards, NSU	Bills	XXV (L), XXVI (L), XXVII (L), XXVIII (L)
Calvin Harrell, ASU	Dolphins	VII (W)
Jackie Harris, ULM	Titans	XXXIV (L)
Leroy Harris, ASU	Eagles	XV (L)
Bryan Hicks, MCN	Bengals	XVI (L)
Randy Hilliard, NSU	Broncos	XXXII (W)
Delvin Hughley, JSU	Ravens	XXXV (W)
Stan Humphries, ULM	Redskins	XXVI (W)
	Chargers	XXIX (L)
Kerry Jenkins, TROY	Buccaneers	XXXVII (W)
Derrick Jensen, UTA	Raiders	XV (W), XVIII (W)
A.J. Johnson, TXST	Redskins	XXVI (W)
Jermaine Jones, NSU	Giants	XXXIV (L)
Ronnie Landry, MCN	Dolphins	XIX (L)
Jeremy Lane, NSU	Seahawks	XLVIII (W), XLIX (L)
Luke Lawton, MCN	Colts	XXXI (W)
Pratt Lyons, TROY	Titans	XXXIV (L)
John McCaughey, ASU	Raiders	XV (W)
Tim Mckyer, UTA	Broncos	XXXII (W)
	49ers	XXIII (W), XXIV (W)
Oren Middlebrook, ASU	Broncos	XII (L)
Clarence Miles, TU	Packers	II (W)
Wayne Moore, LU	Dolphins	VI (L), VII (W), VIII (W)
John Franklin-Myers, SFA	Rams	LIII (L)
Keith Ortego, MCN	Bears	XX (W)
Mike O'Quinn, MCN	Redskins	XXVII (L)
Erric Pegram, UNT	Steelers	XXX (L)
Kim Phillips, UNT	Bills	XXV (L)
Kavika Pittman, MCN	Panthers	XXXVIII (L)
Antonio Robinson, NICH	Packers	XLV (W)
Johnny Robinson, LTU	Raiders	XVIII (W)
Rafael Septien, ULL	Cowboys	XII (W), XIII (L)
Terrance Shaw, SFA	Patriots	XXXVI (W)
	Raiders	XXXVII (L)
Leonard Smith, MCN	Bills	XXV (L), XXVI (L)
John Solomon, SHSU	Packers	XXXI (W)
Stephen Starring, MCN	Patriots	XX (L)
Greg Studdard, SHSU	Falcons	XXXIII (L)
Tony Taylor, NSU	Buccaneers	XXXVII (W)
Leveren Tillman, ASU	Raiders	XV (W)
Jeremiah Trotter, SFA	Eagles	XXXIX (L)
Ladarius Webb, NICH	Ravens	XLVII (W)

36 SUPER BOWL VICTORIES

7 PLAYERS WITH MULTIPLE WINS

ACTIVE MEMBERS

Abilene Christian (1964-72, 2013-pres.)

Year	Rd.	Overall	Name	Team	Pos.
1972	8	189	Ron Vinson	New Orleans	WR
1971	2	44	Wayne Walton	N.Y. Giants	OT
1970	3	60	Chip Bennett	Cincinnati	LB
1969	17	436	Bob Oliver	Cleveland	DE
1967	5	121	Bernard Erickson	San Diego	LB
	15	376	Mike Love	Pittsburgh	RB

Central Arkansas (2006-pres.)


Year	Rd.	Overall	Name	Team	Pos.
2018	6	196	Tremon Smith	Kansas City	CB
2016	7	226	Jonathan Woodard	Jacksonville	DE
2015	7	234	Dezmin Lewis	Buffalo	WR
2011	6	194	Markell Carter	New England	DE
2010	5	143	Larry Hart	Jacksonville	DE
2007	6	204	Jacob Ford	Tennessee	DE

Lamar (1964-86, 2011-pres.)

Year	Rd.	Overall	Name	Team	Pos.
2017	3	101	Brendan Langley	Broncos	DB
1985	6	163	Danzell Lee	Washington	TE
1981	11	283	Johnny Ray Smith	Tampa Bay	DB
1978	12	316	Jeff Bergeron	Seattle	RB
	12	321	Kevin Bell	San Diego	WR
1975	17	418	Rondy Colbert	N.Y. Giants	DB
1973	5	117	Charles Cantrell	Washington	OG
	13	317	Edward Robinson	St. Louis ¹	DB
	15	376	Thomas Gage	Atlanta	DB
1972	9	222	Pat Gibbs	Philadelphia	DB
	14	343	Gary Crockett	Houston ²	C
1968	2	55	Tom Smiley	Cincinnati	RB
	4	98	Johnny Fuller	San Francisco	WR
1967	11	279	Ed Marcontell	St. Louis ¹	OG
	15	393	Darrell Johnson	New Orleans	HB
1965	7	93	Tony Guillory	L.A. Rams ³	OG

McNeese (1972-pres.)

Year	Rd.	Overall	Name	Team	Pos.
2009	6	175	Quentin Lawrence	Kansas City	WR
2008	3	80	Bryan Smith	Philadelphia	DE
2004	3	73	Keith Smith	Detroit	DB
1999	5	134	Cecil Collins	Miami	RB
	5	141	Reggie Nelson	San Diego	OG
1996	2	37	Kavika Pittman	Dallas	DE
1995	5	163	Ronald Cherry	Detroit	OT
1994	4	115	Terry Irving	Arizona	LB
1984	8	221	Ronnie Landry	Miami	RB
1983	1	17	Leonard Smith	St. Louis ¹	DB
	3	74	Stephen Starring	New England	WR
	8	216	Carlton Briscoe	Green Bay	DB
1982	3	73	Rusty Guilbeau	St. Louis ¹	DE
1980	5	113	Bryan Hicks	Cincinnati	DB
	12	331	Harry Price	San Diego	WR
1979	4	105	Charles Jefferson	Denver	DB
	9	243	Richard Ellender	Houston ²	WR
1976	2	56	James Files	Pittsburgh	C



Terrence McGee, Northwestern State (Bills)

Nicholls (1991-pres.)

Year	Rd.	Overall	Name	Team	Pos.
2009	3	88	Lardarius Webb	Baltimore	DB
2008	6	180	Kareem Moore	Washington	DB
2007	6	177	Jacob Bender	N.Y. Jets	OT
2004	5	150	Chris Thompson	Jacksonville	DB
1995	3	68	Darryl Pounds	Washington	DB

Northwestern State (1987-pres.)

Year	Rd.	Overall	Name	Team	Pos.
2015	7	223	Deon Simon	N.Y. Jets	DT
2012	6	172	Jeremy Lane	Seattle	CB
2008	7	219	Demetress Bell	Buffalo	OT
2006	3	87	David Pittman	Baltimore	DB
2003	4	111	Terrence McGee	Buffalo	DB
2002	5	164	Craig Nall	Green Bay	QB
2000	7	254	Mike Green	Chicago	DB
1999	4	120	Kenny Wright	Minnesota	CB
1999	5	162	Jermaine Jones	N.Y. Jets	CB
1999	6	175	Robert Daniel	Carolina	DE
1998	6	170	Patrick Palmer	Washington	WR
1997	5	140	Keith Thibodeaux	Washington	CB
1994	2	39	Marcus Spears	Chicago	OT
1993	2	48	Adrian Hardy	San Francisco	CB
1990	6	157	Randy Hilliard	Cleveland	CB
1990	11	292	Al Edwards	Buffalo	WR
1989	6	159	Floyd Turner	New Orleans	WR
1988	1	17	John Stephens	New England	RB



Sam Houston State (1987-pres.)


Year	Rd.	Overall	Name	Team	Pos.
2018	2	57	P.J. Hall	Oakland	DT
2016	7	235	Lachlan Edwards	N.Y. Jets	P
2009	5	151	Rhett Bomar	N.Y. Giants	QB
2002	3	81	Josh McCown	Arizona	QB
	6	174	Keith Heinrich	Carolina	TE
1996	7	224	Darius Smith	Oakland	C
1995	6	189	John Solomon	Minnesota	LB
1992	4	100	Michael Bankston	Phoenix ¹	DT
1989	7	177	Rickey Royal	Phoenix ¹	DB
1988	5	127	Carl Mims	Washington	DB

Southeastern Louisiana (2005-pres.)

Year	Rd.	Overall	Name	Team	Pos.
2016	6	205	Harlan Miller	Arizona	DB
2013	2	60	Robert Alford	Atlanta	DB

Stephen F. Austin (1987-pres.)

Year	Rd.	Overall	Name	Team	Pos.
2018	5	135	John Franklin	LA Rams	DE
2011	7	228	Jabara Williams	St. Louis	LB
2009	6	206	Dominique Edison	Tennessee	WR
2002	7	236	Wes Pate	Baltimore	QB
2001	5	150	Derrick Blaylock	Kansas City	RB
1998	2	59	Mikhael Ricks	San Diego	WR
	3	72	Jeremiah Trotter	Philadelphia	LB
1997	7	209	Anthony DeGrate	Tampa Bay	DT
1996	7	248	Joey Wylie	Oakland	OG
1995	2	34	Terrance Shaw	San Diego	DB
1990	4	107	David Whitmore	N.Y. Giants	DB
	5	115	Larry Centers	Phoenix ¹	RB
	10	253	Anthony Landry	New England	RB
	12	307	Todd Hammel	Tampa Bay	QB



Jeremy Lane, Northwestern State (Seahawks, XLVIII, XLIX)

FORMER MEMBERS

Arkansas State (1964-86)

Year	Rd.	Overall	Name	Team	Pos.
1986	8	201	Ray Brown	St. Louis ¹	OG
	8	210	Michael Cline	Green Bay	DT
1985	8	221	Judious Lewis	Seattle	WR
1983	12	319	Waddell Kelly	New England	RB
1980	2	37	Gene Bradley	Buffalo	QB
1977	5	123	Leroy Harris	Miami	RB
	9	229	T.J. Humphreys	Philadelphia	OG
	9	233	Joel Mullins	Green Bay	OT
	9	242	Robert Speer	Atlanta	DE
	10	268	Oren Middlebrook	Denver	WR
1976	2	45	Ken Jones	Buffalo	OG
	7	184	Dick Dixon	Seattle	DT
	7	190	Jerry Muckensturm	Chicago	LB
	9	260	Jim Lisko	Denver	LB
	15	417	Eddie Morgan	N.Y. Giants	DT
	17	469	Mike Malham	Chicago	LB
1975	2	49	Stan Winfrey	Miami	RB
	4	91	Steve Burks	New England	WR
	8	207	Joe Hollimon	Minnesota	DB
1974	15	371	Vince Ancell	St. Louis ¹	DB
	17	422	Doug Lowrey	N.Y. Jets	OG
1972	3	58	Bill Phillips	Denver	LB
	6	137	Wayne Dorton	New Orleans	OG
	6	143	Dennis Meyer	Pittsburgh	DB
	7	180	Calvin Harrell	Miami	RB
	12	293	Steve Lockhart	New Orleans	TE
	13	314	James Hamilton	Cincinnati	QB
1970	3	62	Clovis Swinney	New Orleans	DE
1969	2	31	Bill Bergey	Cincinnati	LB
	14	348	Gary Crane	Denver	LB
1968	10	272	Ron Worthen	Green Bay	C

Louisiana-Lafayette (1971-81)

Year	Rd.	Overall	Name	Team	Pos.
1977	10	258	Rafael Septian	New Orleans	K
1976	11	293	Keith Meuhr	Seattle	P
	12	331	Harold Porter	Kansas City	WR
1974	15	382	Ken Williams	Buffalo Bills	LB
1972	14	349	Louis Age	N.Y. Jets	OG

Louisiana-Monroe (1982-93)

Year	Rd.	Overall	Name	Team	Pos.
1993	2	49	Roosevelt Potts	Indianapolis	RB
	2	56	Vincent Brisby	New England	WR
	8	197	Jeff Blackshear	Seattle	OG
	8	208	Greg Robinson	L.A. Raiders ⁴	RB
1990	4	102	Jackie Harris	Green Bay	TE
1988	4	100	Teddy Garcia	New England	K
	6	159	Stan Humphries	Washington	QB
1987	5	138	Will Johnson	Chicago	LB
1986	3	67	Bubby Brister	Pittsburgh	QB
1985	8	215	Ronnie Washington	Atlanta	LB
1984	8	219	Bob Craighead	San Diego	RB
1983	7	188	Jessie Clark	Green Bay	RB
	10	275	Roosevelt Straughter	Pittsburgh	DB
1982	9	242	Bob Lane	Tampa Bay	QB

Louisiana Tech (1971-86)

Year	Rd.	Overall	Name	Team	Pos.
1986	5	118	Doug Landry	San Diego	LB
1984	10	273	James Thaxton	Detroit	DB
1983	4	93	Trey Junkin	Buffalo	LB
1982	5	123	Ed Jackson	L.A. Raiders ⁴	LB
	10	273	Andre Young	San Diego	DB
1981	4	111	Johnny Robinson	L.A. Raiders ⁴	DT
1978	4	101	Larry Anderson	Pittsburgh	DB
	8	195	John Henry White	Kansas City	RB
1977	10	257	Billy Ryckman	Atlanta	WR
1976	2	48	Mike Barber	Houston ²	TE
	4	114	Pat Tilley	St. Louis ¹	WR
1975	2	33	Fred Dean	San Diego	DE
	13	316	Charles McDaniel	Chicago	RB
	17	420	Roland Harper	Chicago	RB
1974	1	24	Roger Carr	Baltimore ⁵	WR

North Texas (1983-94)

Year	Rd.	Overall	Name	Team	Pos.
1991	6	145	Eric Pegram	Atlanta	RB
	6	165	Scott Bowles	San Francisco	OT
1989	3	79	Kim Phillips	New Orleans	DB
1983	11	297	Mark Witte	Tampa Bay	TE

Texas-Arlington (1964-85)

Year	Rd.	Overall	Name	Team	Pos.
1986	3	64	Tim McKyer	San Francisco	DB
1985	5	140	Bruce Collie	San Francisco	OT
	8	202	Scott Caldwell	Detroit	RB
1984	8	209	Stacy Rayfield	Buffalo	DB
	11	294	Mark Cannon	Green Bay	C
1983	5	128	Darryl Lewis	New England	TE
	10	253	Byron Williams	Green Bay	WR
1981	2	35	Gary Lewis	Green Bay	TE
1980	3	72	Cliff Odom	Cleveland	LB
	9	236	Roy Dewalt	Cleveland	RB
	11	295	Mike Matocha	Washington	DE
1978	3	57	Derrick Jensen	Oakland	RB
	5	118	Dwight Carey	Kansas City	DT
1977	12	311	Elmo Simmons	N.Y. Giants	RB
1976	12	320	Ron Barnett	Seattle	WR
1974	3	65	Dexter Bussey	Detroit	RB
	7	158	John Harvey	L.A. Rams ³	RB
	17	420	Craig Holland	Chicago	QB
1972	5	127	Milt Davis	Kansas City	DE
1971	4	98	Don Morrison	New Orleans	OT
	16	401	Sid Bailey	Chicago	DE
1970	4	96	Skip Butler	Green Bay	K
	7	157	Danny Griffin	Pittsburgh	RB
	13	338	Troy Patridge	Kansas City	DE
1969	6	146	Jim Thomas	San Francisco	RB
	11	263	Jim Marcum	Philadelphia	DB
	15	372	Fred Gough	Detroit	LB
	17	429	Ken Riley	N.Y. Giants	LB
1967	4	97	Mike Barnes	St. Louis ¹	DB
	5	128	Mel Witt	Boston ⁶	DE



Bill Bergey, Arkansas State (Eagles)

Texas State (1987-2010)

Year	Rd.	Overall	Name	Team	Pos.
2006	7	212	Fred Evans	Miami	DT
2002	6	180	Clenton Ballard	Jacksonville	DT
2000	6	183	Spergon Wynn	Cleveland	QB
	7	211	Darrick Vaughn	Atlanta	DB
	7	231	Clifton Black	Oakland	DB
1991	11	303	Paul Alsbury	New England	P
1990	7	172	Jeff Novak	San Diego	OG
1989	6	149	A.J. Johnson	Washington	DB
	10	254	Ben Jessie	Green Bay	DB
	12	311	Bill Jones	Kansas City	RB

Trinity (1964-71)

Year	Rd.	Overall	Name	Team	Pos.
1971	16	398	Walter Huntley	Pittsburgh	DB
1970	4	86	Greg Lens	St. Louis ¹	DT
1967	8	210	Clarence Miles	Green Bay	DT
1968	1	21	Marvin Upshaw	Cleveland	DE

Troy (1996-2000)

Year	Rd.	Overall	Name	Team	Pos.
2000	4	129	Mookie Moore	Washington	OG
	6	172	Mareno Philyaw	Atlanta	WR
1999	6	174	Marcus Spriggs	Cleveland	DT
1998	6	155	Clifford Ivory	San Diego	DB
1997	4	107	Pratt Lyons	Houston ²	DE

¹Later became the Arizona Cardinals; ²Later became the Tennessee Titans; ³Later became the St. Louis Rams; ⁴Later became the Oakland Raiders; ⁵Later became the Indianapolis Colts; ⁶Later became the New England Patriots.



JOSTENS IS PROUD TO BE THE OFFICIAL CHAMPIONSHIP RING PROVIDER OF THE SOUTHLAND CONFERENCE



UNIVERSITY OF THE INCARNATE WORD
2018 SOUTHLAND CONFERENCE
CO-CHAMPIONS

UNIVERSITY OF CENTRAL ARKANSAS
2019 SOUTHLAND CONFERENCE
CO-CHAMPIONS

NICHOLLS STATE UNIVERSITY
2018 SOUTHLAND CONFERENCE
CO-CHAMPIONS

ONE RING. ENDLESS PRIDE.

More champions choose Jostens to craft their rings and showcase their teams' stories than any other company in the industry. We'd love to help you tell your story, too.

VIEW THE FULL COLLECTION AT [JOSTENS.COM/COLLEGESPORTS](https://www.jostens.com/collegesports)