

FINAL STANDINGS

School	Conference				Overall			
	W-L	Pct.	W-L	Pct.	Home	Away	Neut.	Streak
Central Arkansas ²	7-2	0.778	9-4	0.692	4-2	5-2	0-0	L1
Nicholls ¹	7-2	0.778	9-5	0.643	5-1	4-4	0-0	L1
Southeastern La. ²	6-3	0.667	8-5	0.615	4-2	4-3	0-0	L1
Sam Houston State	6-3	0.667	7-5	0.583	4-2	2-3	1-0	W1
McNeese	5-4	0.556	7-5	0.583	5-1	2-4	0-0	W1
Abilene Christian	4-5	0.444	5-7	0.417	4-2	1-5	0-0	L3
UIW	4-5	0.444	5-7	0.417	3-3	2-4	0-0	L5
Northwestern State	3-6	0.333	3-9	0.250	1-4	2-5	0-0	L1
Stephen F. Austin*	0-6	0.000	0-9	0.000	0-3	0-5	0-1	--
Houston Baptist	2-6	0.250	5-7	0.417	4-2	1-5	0-0	L1
Lamar	2-7	0.222	4-8	0.333	3-3	1-5	0-0	L5

¹ Southland Conference Champion and NCAA Playoffs Automatic Qualifier; ² NCAA Playoffs At-Large Bid; * - three victories vacated by NCAA action.



VS. NON-CONFERENCE

Division I-FCS	11-3
Division I-FBS	1-14
Non-Division I	4-2
All Non-Conference Opponents	16-19

PRESEASON POLL

COACHES' POLL

Rk.	Team (first-place votes)	Total
1.	Nicholls (20)	200
2.	Central Arkansas	154
3.	UIW (1)	150
4.	Sam Houston State	146
5.	Lamar	123
6.	McNeese	114
7.	Abilene Christian (1)	112
8.	Southeastern Louisiana	71
9.	Stephen F. Austin	63
10.	Northwestern State	56
11.	Houston Baptist	21

NICHOLLS, CENTRAL ARKANSAS SHARE SOUTHLAND CONFERENCE TITLE

For the second-straight season, Nicholls claimed a share of the Southland Conference championship and the automatic bid to the FCS Playoffs after going 9-5 and 7-2 in league play. Central Arkansas was crowned co-champions along with Nicholls and earned the No. 8 national seed with a 7-2 mark in conference games.

They and Southeastern Louisiana all three earned bids to the FCS Playoffs. Nicholls defeated North Dakota 24-6 in the first round before falling 37-13 to national champion North Dakota State the following week. UCA dropped a 24-14 decision to Illinois State, and SLU edged Villanova 45-44 in round one before losing to Montana in the second round.

The conference produced 13 all-America selections, led by consensus first-team honoree Sully Laiche, a senior defensive lineman from Nicholls. Nicholls offensive lineman P.J. Burkhalter, UCA defensive back Robert Rochell and HBU defensive end Andre Walker also garnered first-team all-America recognition.

While no Southland players heard their name called on draft weekend, a pair of offensive linemen were signed as undrafted free agents in Central Arkansas' Hunter Watts and Northwestern State's Jonathan Hubbard.



Breylin Smith, Central Arkansas



Royce See, Sam Houston State

PLAYERS OF THE WEEK

Week One - Sept. 3

OffensiveLujan Winningham, Central Arkansas
 DefensiveRobert Rochell, Central Arkansas
 Special TeamsBailey Raborn, McNeese

Week Two - Sept. 9

OffensiveLujan Winningham, Central Arkansas
 DefensiveDavis Harrison, Central Arkansas
 Special TeamsStorm Ruiz, Stephen F. Austin

Week Three - Sept. 16

OffensiveBailey Zappe, Houston Baptist
 DefensiveAndre Walker, Houston Baptist
 Special TeamsHayden Ray, Central Arkansas

Week Four - Sept. 23

OffensiveEric Schmid, Sam Houston State
 DefensiveBrennan Young, Houston Baptist
 Special TeamsGino Garcia, Houston Baptist

Week Five - Sept. 30

OffensiveBailey Zappe, Houston Baptist
 DefensiveAmad Murray, Stephen F. Austin
 Special TeamsGino Garcia, Houston Baptist

Week Six - Oct. 7

OffensiveChase Fourcade, Nicholls
 DefensiveRoyce See, Sam Houston State
 Special TeamsGamar Girdy Brito, Houston Baptist

Week Seven - Oct. 14

OffensiveJosh Fink, Abilene Christian
 DefensiveMichael Lawson, Lamar
 Special TeamsHayden Ray, Central Arkansas

Week Eight - Oct. 21

OffensiveJon Copeland, UIW
 DefensiveRoyce See, Sam Houston State
 Special TeamsMatt McRobert, Sam Houston State

Week Nine - Oct. 28

OffensiveBreylin Smith, Central Arkansas
 DefensiveJa'Quay Pough, Northwestern State
 Special TeamsBailey Raborn, McNeese

Week 10 - Nov. 4

OffensiveBreylin Smith, Central Arkansas
 DefensiveDarion Dunn, McNeese
 Special TeamsD'Andre Hicks, McNeese

Week 11 - Nov. 11

OffensiveCole Kelley, Southeastern Louisiana
 DefensiveFerlando Jordan, Southeastern Louisiana
 Special TeamsParker Pastorello, Northwestern State

Week 12 - Nov. 18

OffensiveShelton Eppler, Northwestern State
 DefensiveSully Laiche, Nicholls
 Special TeamsBailey Giffen, Lamar

Week 13 - Nov. 25

OffensiveDai'Jean Dixon, Nicholls
 DefensiveKevin Moore III, Nicholls
 Special TeamsStorm Ruiz, Stephen F. Austin

FINAL FCS POLLS

STATS

Rk.	Team (First-place votes)	Rec.	Pts.	Prv.
1	North Dakota State (153)	16-0	3825	1
2	James Madison	14-2	3672	2
3	Weber State	11-4	3490	4
4	Montana State	11-4	3366	5
5	UNI	10-5	3101	6
6	Montana	10-4	3006	7
7	Illinois State	10-5	2886	13
8	Austin Peay	11-4	2592	18
9	Sacramento State	9-4	2590	3
10	South Dakota State	8-5	2312	10
11	Central Arkansas	9-4	2123	9
12	Monmouth	11-3	2037	14
13	Kennesaw State	11-3	1989	15
14	Nicholls	9-5	1707	19
15	Villanova	9-4	1580	8
16	Wofford	8-4	1344	11
17	Southeast Missouri State	9-4	1285	12
18	Albany	9-5	1244	25
19	Southeastern Louisiana	8-5	1170	NR
20	North Carolina A&T	9-3	782	23
21	Furman	8-5	770	16
22	Dartmouth	9-1	607	21
23	Central Connecticut State	11-2	606	17
24	Florida A&M	9-2	527	20
25	Yale	9-1	353	22

Others receiving votes: North Dakota (257), Southern Illinois (143), San Diego (119), Towson (104), Holy Cross (29), Alcorn State (26), Princeton (22), Eastern Washington (21), UT Martin (19), South Carolina State (9), New Hampshire (9), Maine (3)

FCS Coaches

Rk.	Team (First-place votes)	Rec.	Pts.	Prv.
1	North Dakota St. (25)	16-0	625	1
2	James Madison	14-2	600	2
3	Weber St.	11-4	7-22	4
4	Montana St.	11-4	7-4	5
5	Northern Iowa	10-5	5-19	6
6	Montana	10-4	5-9	8
7	Illinois St.	10-5	3-26	14
8	Kennesaw St.	11-3	2-8	9
9	Sacramento St.	9-4	1-30	3
10	Austin Peay	11-4	1-28	17
11	Central Arkansas	9-4	12-28	7
12	South Dakota St.	8-5	12-24	12
13	Monmouth (N.J.)	11-3	12-3	11
14	Nicholls	9-5	9-21	19
15	Villanova	9-4	9-12	10
16	Southeast Missouri St.	9-4	8-31	13
17	Wofford	8-4	8-2	15
18	Southeastern Louisiana	8-5	7-1	24
19	Furman	8-5	6-2	16
20	Albany	9-5	5-16	NR
21	Dartmouth	9-1	5-4	20
22	Central Connecticut St.	11-2	4-30	18
23	North Carolina A&T	9-3	4-28	22
24	Yale	9-1	3-19	23
25	Florida A&M	9-2	3-1	21

Others receiving votes: North Dakota, 36; Southern Illinois, 26; San Diego, 14; South Carolina St., 13; Towson, 10; Holy Cross, 9; Eastern Washington, 4; UT Martin, 3.



INDIVIDUAL HONORS

Player of the Year:

Sully Laiche, Nicholls

Offensive Player of the Year:

Chase Fourcade, Nicholls

Defensive Player of the Year:

Chris Livings, McNeese

Offensive Lineman of the Year:

P.J. Burkhalter, Nicholls

Freshman of the Year:

Tyler Hudson, Central Arkansas

Newcomer of the Year:

Trace Mascorro, Sam Houston State

Coach of the Year:

Frank Scelfo, Southeastern Louisiana

Third-Team Offense

QB

Chason Virgil, Southeastern Louisiana

RB

Devonte Williams, Southeastern Louisiana

Justin Pratt, McNeese

TE/HB

Jordan Talley, Nicholls

WR

Ben Ratzlaff, Houston Baptist

Jerreth Sterns, Houston Baptist

Austin Mitchell, Southeastern Louisiana

OL

Jaylin Hendrix, Central Arkansas

Brandon Floores, UIW

Toby Sanderson, Central Arkansas

Tyler Edwards, Sam Houston State

Terence Hickman, UIW

PK

Hayden Ray, Central Arkansas

P

Bailey Raborn, McNeese

Third-Team Defense

DL

Kameron Hill, Abilene Christian

Cody Roscoe, McNeese

Jevon Leon, Sam Houston State

Cole Burgess, Abilene Christian

LB

TJ Campbell, Central Arkansas

Ja'Quay Pough, Northwestern State

Kelechi Anyalabechi, UIW

DB

Shemar Bartholomew, Northwestern State

Khristian Mims, Nicholls

Jaylon Jimmerson, UIW

Willie Roberts, Stephen F. Austin

Jaylen Thomas, Sam Houston State

KR

Xavier Gipson, Stephen F. Austin

PR

Devonte Williams, Southeastern Louisiana

Key

² - indicates two-time all-conference selection

³ - indicates three-time all-conference selection

⁴ - indicates four-time all-conference selection

ALL-SOUTHLAND CONFERENCE TEAMS

First-Team Offense

Pos.	Name	University	Cl.	Hometown
QB	Chase Fourcade ²	Nicholls	Sr.	Metairie, La.
RB	Julien Gums	Nicholls	So.	New Orleans, La.
RB	Tracy James	Abilene Christian	Sr.	Dallas, Texas
TE/HB	Woody Brandom	Sam Houston State	R-Sr.	Corona, Calif.
WR	Quan Shorts	Northwestern State	Sr.	Humble, Texas
WR	Lujan Winningham	Central Arkansas	So.	Humble, Texas
WR	Dai' Jean Dixon ²	Nicholls	Jr.	New Orleans, La.
OL	PJ Burkhalter	Nicholls	R-Jr.	Franklinton, La.
OL	Pat Allen	Southeastern Louisiana	Sr.	Reisertown, Md.
OL	Hunter Watts ²	Central Arkansas	Sr.	San Antonio, Texas
OL	Bradston Burnside	Nicholls	Sr.	Hattiesburg, Miss.
OL	Colby Thomas	Sam Houston State	Jr.	Manvel, Texas
PK	Storm Ruiz	Stephen F. Austin	Sr.	League City, Texas
P	Matt McRobert	Sam Houston State	R-Jr.	Berowra, Australia

First-Team Defense

Pos.	Name	University	Cl.	Hometown
DL	Sully Laiche ⁴	Nicholls	Sr.	Gramercy, La.
DL	Trace Mascorro	Sam Houston State	Jr.	Refugio, Texas
DL	Chris Livings ²	McNeese	Sr.	Lake Charles, La.
DL	Andre Walker	Houston Baptist	Sr.	Slidell, La.
LB	Jeremiah Chambers ²	Abilene Christian	Sr.	Austin, Texas
LB	Royce See	Sam Houston State	Sr.	Shepherd, Texas
LB	Allen Pittman ⁴	Nicholls	Sr.	St. Rose, La.
DB	Ferlando Jordan	Southeastern Louisiana	R-So.	Atlanta, Ga.
DB	Robert Rochell	Central Arkansas	Jr.	Shreveport, La.
DB	Michael Lawson	Lamar	Jr.	Patterson, Calif.
DB	Darion Dunn	McNeese	Jr.	Oakdale, La.
DB	Kevin Moore III	Nicholls	Jr.	Lafayette, La.
KR	Gamar Girdy Brito	Houston Baptist	Sr.	Victoria, Texas
PR	Michael Lawson	Lamar	Jr.	Patterson, Calif.

Second-Team Offense

Pos.	Name	University	Cl.	Hometown
QB	Breylin Smith	Central Arkansas	So.	Conway, Ark.
RB	Donovan Williams	Sam Houston State	So.	Paris, Texas
RB	Carlos Blackman ³	Central Arkansas	Sr.	Gosnell, Ark.
TE/HB	Bransen Schwebe ²	Southeastern Louisiana	Sr.	Amite, La.
WR	Tyler Hudson	Central Arkansas	Fr.	Spring, Texas
WR	Cyron Sutton	McNeese	Jr.	New Orleans, La.
WR	Xavier Gipson	Stephen F. Austin	Fr.	Dallas, Texas
OL	Jair Joseph	Nicholls	Jr.	Belle Rose, La.
OL	Grant Burguillos ²	McNeese	Sr.	Mandeville, La.
OL	Tamatoa Neher	Lamar	Sr.	Hauula, Hawaii
OL	Chris Zirkle ²	Northwestern State	Sr.	League City, Texas
OL	Jarius Gooch	Southeastern Louisiana	Sr.	Water Valley, Miss.
PK	Bailey Giffen	Lamar	Jr.	Bryan, Texas
P	Blake Patterson	Houston Baptist	Jr.	Round Rock, Texas

Second-Team Defense

Pos.	Name	University	Cl.	Hometown
DL	Isaac Adeyemi-Berglund	Southeastern Louisiana	Sr.	Dartmouth, Nova Scotia
DL	Joseph Wallace	Sam Houston State	Jr.	Dallas, Texas
DL	Nathan Grant	Central Arkansas	Jr.	Carrollton, Texas
DL	Daniel Crosley ²	Lamar	Sr.	DeRidder, La.
LB	Laryon James	Nicholls	Sr.	Baton Rouge, La.
LB	Alexis Ramos	Southeastern Louisiana	Sr.	Salinas, Calif.
LB	Hunter Brown	Sam Houston State	R-Sr.	Weston, Fla.
DB	Zyon McCollum ²	Sam Houston State	Jr.	Galveston, Texas
DB	Xavier Lewis	Southeastern Louisiana	Sr.	LaPlace, La.
DB	Juan Jackson ²	Central Arkansas	Sr.	Gardendale, Ala.
DB	Cory McCoy	McNeese	Jr.	Leesville, La.
DB	Adonis Davis	Abilene Christian	Sr.	Bastrop, Texas
KR	Cameron Myers	Central Arkansas	R-Fr.	Plant City, Fla.
PR	Cyron Sutton	McNeese	Jr.	New Orleans, La.



Ryan Reed, Northwestern State



Andre Walker, Houston Baptist


McNeese defensive lineman Chris Livings is the 2019 Southland Conference Football Student-Athlete of the Year and the Cowboys' lone selection to the all-academic team.

All 11 programs were represented on the squad, led by five picks for Abilene Christian. Houston Baptist, Northwestern State, Sam Houston State and Southeastern Louisiana each placed three on the team. Lamar and Nicholls earned a pair of spots. Central Arkansas, UIW, McNeese and Stephen F. Austin garnered one selection each.

A first-time all-academic honoree, Livings boasts a 3.50 GPA as a graduate student majoring in criminal justice. He was named the league's Defensive Player of the Year after tallying team highs in sacks (9.5) and tackles for loss (12). With 30 career sacks, Livings finished his tenure ranked ninth on the conference's all-time list.

Nine student-athletes are returning all-academic selections, led by four-time honoree Ryan Reed of Northwestern State. ACU quarterback Luke Anthony, Nicholls running back Dontrell Taylor, NSU offensive lineman Chris Zirkle and HBU defensive lineman Andre Walker all landed on the all-academic team for a third time.

Three individuals posted perfect 4.00 grade point averages – Zirkle and linebackers Hunter Brown (SHSU) and Jack Gibbens (ACU). Another 10 student-athletes came in with GPAs of 3.75 or higher, and the average GPA of the squad is 3.63.



Chris Livings, McNeese

SOUTHLAND ALL-ACADEMIC TEAM

Pos.	Name	School	Cl.	GPA	Major
QB	Luke Anthony ^{^3}	Abilene Christian	Sr.	3.97	Finance
RB	Taron Jones	Southeastern La.	So.	3.40	Finance
RB	Dontrell Taylor ^{^3}	Nicholls	Sr.	3.72	Petroleum Services
OL	Tyler Edwards	Sam Houston State	Gr.	3.75	Kinesiology
OL	Jarius Gooch	Southeastern La.	Sr.	3.25	Criminal Justice
OL	Tamatoa Neher	Lamar	Sr.	3.30	Exercise Fitness Mgmt.
OL	Kade Parmelly ^{^2}	Abilene Christian	Sr.	3.95	Kinesiology
OL	Chris Zirkle ^{^3#}	Northwestern St.	Gr.	4.00	Homeland Security
TE	David Fitzwater	Northwestern St.	Jr.	3.79	Applied Science/Health
WR	Josh Fink ^{^2#}	Abilene Christian	Sr.	3.81	Financial Management
WR	Jerreth Sterns	Houston Baptist	So.	3.21	Interdisciplinary Studies
PK	Hayden Ray	Central Arkansas	Jr.	3.34	General Science
P	Matt McRobert [*]	Sam Houston State	Gr.	3.20	Sport Management
DL	Isaac Adeyemi-Berglund ^{^2}	Southeastern La.	Sr.	3.81	Exercise Science
DL	Chris Livings ^{^*}	McNeese	Gr.	3.50	Criminal Justice
DL	Andre Walker ^{^*^3#}	Houston Baptist	Sr.	3.69	Biochemistry
DL	TJ Wright [^]	UIW	So.	3.85	Rehabilitative Services
LB	Hunter Brown	Sam Houston State	Gr.	4.00	Instructional Leadership
LB	Jack Gibbens ^{^*}	Abilene Christian	Sr.	4.00	Accounting
LB	Brennan Young	Houston Baptist	So.	3.76	Marketing
DB	Adonis Davis	Abilene Christian	Sr.	3.00	Kinesiology
DB	Khristian Mims	Nicholls	Sr.	3.20	Computer Info. Services
DB	Andre Mulinax [^]	Lamar	Jr.	3.82	Management
DB	Ryan Reed ^{^4}	Northwestern St.	Sr.	3.62	Industrial Engineering Tech.
DB	Gavin Roland ^{^2}	Stephen F. Austin	Jr.	3.82	Cellular/Molecular Biology

© Southland Conference Student-Athlete of the Year
^{*} Automatic selection; First Team All-Conference
[^] Automatic selection; CoSIDA Academic All-District
[&] Automatic selection; CoSIDA Academic All-American
[#] Automatic selection; FCS ADA Academic All-Star
² Two-time all-academic selection
³ Three-time all-academic selection
⁴ Three-time all-academic selection



Abilene Christian

5-7 Overall | 4-5 Southland

Date	Opponent	Time/Result
Aug. 31	at North Texas	L, 31-51
Sept. 7	Arizona Christian	W, 66-14
Sept. 14	at Central Arkansas*	L, 30-31
Sept. 21	McNeese*	W, 17-10
Sept. 28	at UIW*	L, 24-31
Oct. 5	at Lamar*	L, 24-27
Oct. 12	Houston Baptist*	W, 45-20
Oct. 19	Stephen F. Austin*	W, 31-24 (20T)
Oct. 26	at Nicholls*	W, 37-31 (OT)
Nov. 9	Sam Houston State*	L, 10-24
Nov. 16	Southeastern Louisiana*	L, 14-35
Nov. 23	at Mississippi State	L, 7-45

Central Arkansas

9-4 Overall | 7-2 Southland

Date	Opponent	Time/Result
Aug. 29	at Western Kentucky	W, 35-28
Sept. 7	at Austin Peay	W, 24-16
Sept. 14	Abilene Christian*	W, 31-30
Sept. 21	at Hawaii	L, 16-35
Oct. 5	at Nicholls*	L, 14-34
Oct. 12	McNeese*	W, 40-31
Oct. 19	at Northwestern State*	W, 31-30
Oct. 26	Sam Houston State*	W, 29-25
Nov. 2	at Lamar*	W, 45-17
Nov. 9	Southeastern Louisiana*	L, 0-34
Nov. 16	Stephen F. Austin*	W, 30-7
Nov. 22	at UIW*	W, 52-35
Dec. 7	Illinois State^	L, 14-24

Houston Baptist

5-7 Overall | 2-6 Southland

Date	Opponent	Time/Result
Aug. 31	at UTEP	L, 34-36
Sept. 7	Texas Wesleyan	W, 58-13
Sept. 14	at South Dakota	W, 53-52
Sept. 21	Northwestern State*	W, 48-21
Sept. 28	Texas Southern	W, 68-31
Oct. 5	UIW*	L, 36-38
Oct. 12	at Abilene Christian*	L, 20-45
Oct. 19	at McNeese*	L, 27-42
Oct. 26	Southeastern Louisiana*	L, 13-52
Nov. 9	at Nicholls*	L, 27-48
Nov. 16	Lamar*	W, 31-26
Nov. 23	at Sam Houston State	L, 14-37

UIW

5-7 Overall | 4-5 Southland

Date	Opponent	Time/Result
Aug. 31	at UTSA	L, 7-35
Sept. 7	Texas Southern	W, 63-44
Sept. 21	at Sam Houston State*	L, 6-45
Sept. 28	Abilene Christian*	W, 31-24
Oct. 5	at Houston Baptist*	W, 38-36
Oct. 12	at Southeastern Louisiana*	W, 27-21
Oct. 19	Lamar*	W, 35-17
Oct. 26	Northwestern State*	L, 41-44 (OT)
Nov. 2	Nicholls*	L, 23-27
Nov. 9	at Stephen F. Austin*	L, 24-31
Nov. 16	at New Mexico State	L, 28-41
Nov. 22	Central Arkansas*	L, 35-52

Lamar

4-8 Overall | 2-7 Southland

Date	Opponent	Time/Result
Aug. 29	Bethel (TN)	W, 65-16
Sept. 7	Mississippi Valley State	W, 23-20 (OT)
Sept. 14	at Texas A&M	L, 3-63
Sept. 21	at Southeastern Louisiana*	L, 34-45
Sept. 28	Stephen F. Austin*	L, 17-24
Oct. 5	Abilene Christian*	W, 27-24
Oct. 12	at Sam Houston State*	W, 20-17 (30T)
Oct. 19	at UIW*	L, 17-35
Nov. 2	Central Arkansas*	L, 17-45
Nov. 9	at Northwestern State*	L, 13-34
Nov. 16	at Houston Baptist*	L, 26-31
Nov. 23	McNeese*	L, 3-27

McNeese

7-5 Overall | 5-4 Southland

Date	Opponent	Time/Result
Aug. 31	Southern	W, 34-28
Sept. 7	at Oklahoma State	L, 14-56
Sept. 14	Alcorn State	W, 17-14
Sept. 21	at Abilene Christian*	L, 10-17
Sept. 28	Sam Houston State*	L, 17-28
Oct. 5	Southeastern Louisiana*	W, 38-34
Oct. 12	at Central Arkansas*	L, 31-40
Oct. 19	Houston Baptist*	W, 42-27
Oct. 26	at Stephen F. Austin*	W, 33-10
Nov. 2	Northwestern State*	W, 30-20
Nov. 16	at Nicholls*	L, 20-34
Nov. 23	at Lamar*	W, 27-3

Nicholls

9-5 Overall | 7-2 Southland

Date	Opponent	Time/Result
Aug. 31	at Kansas State	L, 14-49
Sept. 14	at Prairie View A&M	W, 42-35
Sept. 21	at Stephen F. Austin*	W, 48-30
Sept. 28	at Texas State	L, 3-24
Oct. 5	Central Arkansas*	W, 34-14
Oct. 12	Northwestern State*	W, 45-35
Oct. 19	at Sam Houston State*	L, 0-17
Oct. 26	Abilene Christian*	L, 31-37 (OT)
Nov. 2	at UIW*	W, 27-23
Nov. 9	Houston Baptist*	W, 48-27
Nov. 16	McNeese*	W, 34-20
Nov. 21	at Southeastern Louisiana*	W, 28-27
Nov. 30	North Dakota^	W, 24-6
Dec. 7	at North Dakota State^	L, 13-37

Northwestern State

3-9 Overall | 3-6 Southland

Date	Opponent	Time/Result
Aug. 29	at UT Martin	L, 20-42
Sept. 7	Midwestern State	L, 7-33
Sept. 14	at LSU	L, 14-65
Sept. 21	at Houston Baptist*	L, 21-48
Sept. 28	Southeastern Louisiana*	L, 27-44
Oct. 12	at Nicholls	L, 35-45
Oct. 19	Central Arkansas*	L, 30-31
Oct. 26	at UIW*	W, 44-41 (OT)
Nov. 2	at McNeese*	L, 20-30
Nov. 9	Lamar*	W, 34-13
Nov. 16	at Sam Houston State*	W, 31-28
Nov. 21	Stephen F. Austin*	L, 20-32

Sam Houston State

7-5 Overall | 6-3 Southland

Date	Opponent	Time/Result
Aug. 31	at New Mexico	L, 31-39
Sept. 7	Oklahoma Panhandle State	W, 77-0
Sept. 14	at North Dakota	L, 23-27
Sept. 21	UIW*	W, 45-6
Sept. 28	at McNeese*	W, 28-17
Oct. 5	vs. Stephen F. Austin* (NRG Stadium)	W, 31-20
Oct. 12	Lamar*	L, 17-20 (30T)
Oct. 19	Nicholls*	W, 17-0
Oct. 26	at Central Arkansas*	L, 25-29
Nov. 9	at Abilene Christian*	W, 24-10
Nov. 16	Northwestern State*	L, 28-31
Nov. 23	Houston Baptist*	W, 37-14

Southeastern Louisiana

7-5 Overall | 6-3 Southland

Date	Opponent	Time/Result
Aug. 29	No. 6 Jacksonville State	W, 35-14
Sept. 7	at Bethune-Cookman	Cancelled
Sept. 14	at Mississippi	L, 29-40
Sept. 21	Lamar*	W, 45-34
Sept. 28	at Northwestern State*	W, 44-27
Oct. 5	at McNeese*	L, 34-38
Oct. 12	UIW*	L, 21-27
Oct. 26	at Houston Baptist*	W, 52-13
Nov. 2	Stephen F. Austin*	W, 47-30
Nov. 9	at Central Arkansas*	W, 34-0
Nov. 16	at Abilene Christian*	W, 35-14
Nov. 21	Nicholls*	L, 27-28
Nov. 30	Villanova^	W, 45-44
Dec. 7	at Montana^	L, 28-73

Stephen F. Austin

0-9 Overall | 0-6 Southland

Date	Opponent	Time/Result
Aug. 31	at Baylor	L, 17-56
Sept. 7	Tarleton State	L, 26-37
Sept. 14	at Southern Utah	L, 38-45 (OT)
Sept. 21	Nicholls*	L, 30-48
Sept. 28	at Lamar*	W, 24-17*
Oct. 5	vs. Sam Houston State* (NRG Stadium)	L, 20-31
Oct. 19	at Abilene Christian*	L, 24-31 (20T)
Oct. 26	McNeese*	L, 10-33
Nov. 2	at Southeastern Louisiana*	L, 30-47
Nov. 9	UIW*	W, 31-24*
Nov. 16	at Central Arkansas*	L, 7-30
Nov. 21	at Northwestern State*	W, 32-20*

All times Central and subject to change

* - Southland Conference game

^ - FCS Playoffs

- wins vacated by NCAA action



TOP RUSHING GAMES

200-Yard Rushing Performances

206 Pratt, Justin (McNeese) at Lamar (Nov 23, 2019)

100-Yard Rushing Performances

- 178 Gums, Julien (Nicholls) at UIW (Nov 02, 2019)
- 172 Gums, Julien (Nicholls) vs NORTH DAKOTA (Nov 30, 2019)
- 161 Williams, Donovan (SHSU) at Central Arkansas (Oct 26, 2019)
- 158 McGowen, Josh (SFA) at Northwestern State (Nov 21, 2019)
- 157 King, Ameer (UIW) vs TEXAS SOUTHERN (Sep 07, 2019)
- 152 Williams, Donovan (SHSU) vs NORTHWESTERN STATE (Nov 16, 2019)
- 149 Ward, Da'Leon (SFA) vs TARLETON STATE (Sep 07, 2019)
- 148 Davis, Sema'J (Abilene Christian) vs HOUSTON BAPTIST (Oct 12, 2019)
- 147 Blackman, Carlos (Central Arkansas) at Hawai'i (Sep 21, 2019)
- 146 Davis, Sema'J (Abilene Christian) at Nicholls (Oct 26, 2019)
- 145 Minnieweather, D (Houston Baptist) at Nicholls (Nov 09, 2019)
- 142 Mack, Elijah (McNeese) vs SOUTHEASTERN LA. (Oct 05, 2019)
- 135 Gums, Julien (Nicholls) at SFA (Sep 21, 2019)
- 135 Fourcade, Chase (Nicholls) vs NORTHWESTERN STATE (Oct 12, 2019)
- 133 Pratt, Justin (McNeese) at SFA (Oct 26, 2019)
- 133 Gums, Julien (Nicholls) at Southeastern La. (Nov 21, 2019)
- 131 Beek, Ean (Houston Baptist) vs NORTHWESTERN STATE (Sep 21, 2019)
- 129 Minnieweather, D (Houston Baptist) vs LAMAR (Nov 16, 2019)
- 127 Williams, Donovan (Sam Houston State) vs SFA (Oct 05, 2019)
- 126 White, Tyrese (Abilene Christian) vs ARIZONA CHRISTIAN (Sep 07, 2019)
- 126 Williams, Donovan (SHSU) vs LAMAR (Oct 12, 2019)
- 125 Mack, Elijah (McNeese) at Abilene Christian (Sep 21, 2019)
- 125 Minnieweather, D (Houston Baptist) vs TEXAS SOUTHERN (Sep 28, 2019)
- 118 James, Tracy (Abilene Christian) vs HOUSTON BAPTIST (Oct 12, 2019)
- 117 Williams, Donovan (SHSU) vs OKLAHOMA PANHANDLE (Sep 07, 2019)
- 116 Brown, Kevin (UIW) vs NORTHWESTERN STATE (Oct 26, 2019)
- 114 Brown, Kevin (UIW) vs TEXAS SOUTHERN (Sep 07, 2019)
- 112 Minnieweather, D (Houston Baptist) vs NORTHWESTERN ST. (Sep 21, 2019)
- 111 Jackson, Kyran (SHSU) at McNeese (Sep 28, 2019)
- 108 Jones, Taron (Southeastern La.) at Northwestern State (Sep 28, 2019)
- 106 James, Tracy (Abilene Christian) at North Texas (Aug 31, 2019)
- 106 Carter, Toneil (SHSU) vs OKLAHOMA PANHANDLE (Sep 07, 2019)
- 105 James, Tracy (Abilene Christian) vs SFA (Oct 19, 2019)
- 104 Brown, Kevin (UIW) at Houston Baptist (Oct 05, 2019)
- 104 Gums, Julien (Nicholls) vs HOUSTON BAPTIST (Nov 09, 2019)
- 103 Hoy, Jordan (Lamar) vs ABILENE CHRISTIAN (Oct 05, 2019)
- 102 Bussey, Kendall (Nicholls) vs NORTHWESTERN STATE (Oct 12, 2019)
- 100 Pratt, Justin (McNeese) vs HOUSTON BAPTIST (Oct 19, 2019)

TOP PASSING GAMES

500-Yard Passing Performances

- 531 Schmid, Eric (Sam Houston State) vs UIW (Sep 21, 2019)
- 513 Zappe, Bailey (Houston Baptist) at South Dakota (Sep 14, 2019)

400-Yard Passing Performances

- 498 Zappe, Bailey (Houston Baptist) vs TEXAS SOUTHERN (Sep 28, 2019)
- 474 Virgil, Chason (Southeastern La.) vs VILLANOVA (Nov 29, 2019)
- 436 Virgil, Chason (Southeastern La.) at Montana (Dec 07, 2019)
- 434 Smith, Breylin (Central Arkansas) at Lamar (Nov 02, 2019)
- 420 Schmid, Eric (Sam Houston State) vs HOUSTON BAPTIST (Nov 23, 2019)
- 405 Smith, Breylin (Central Arkansas) vs SAM HOUSTON STATE (Oct 26, 2019)

300-Yard Passing Performances

- 390 Zappe, Bailey (Houston Baptist) vs UIW (Oct 05, 2019)
- 388 Virgil, Chason (Southeastern La.) at Houston Baptist (Oct 26, 2019)
- 387 Eppler, Shelton (Northwestern State) at UT Martin (Aug 29, 2019)
- 387 Eppler, Shelton (Northwestern State) at Nicholls (Oct 12, 2019)
- 381 Copeland, Jon (UIW) vs NICHOLLS (Nov 02, 2019)
- 376 Copeland, Jon (UIW) vs LAMAR (Oct 19, 2019)
- 374 Fourcade, Chase (Nicholls) vs MCNEESE (Nov 16, 2019)
- 369 Smith, Breylin (Central Arkansas) vs MCNEESE (Oct 12, 2019)
- 367 Smith, Breylin (Central Arkansas) vs ABILENE CHRISTIAN (Sep 14, 2019)
- 367 Zappe, Bailey (Houston Baptist) at Sam Houston State (Nov 23, 2019)
- 354 Self, Trae (SFA) vs NICHOLLS (Sep 21, 2019)
- 349 Copeland, Jon (UIW) at SFA (Nov 09, 2019)
- 344 Copeland, Jon (UIW) vs TEXAS SOUTHERN (Sep 07, 2019)
- 344 Virgil, Chason (Southeastern La.) at Northwestern State (Sep 28, 2019)
- 344 Orgeron, Cody (McNeese) at Central Arkansas (Oct 12, 2019)
- 342 Copeland, Jon (UIW) at Houston Baptist (Oct 05, 2019)
- 338 Hoy, Jordan (Lamar) vs ABILENE CHRISTIAN (Oct 05, 2019)
- 338 Copeland, Jon (UIW) vs CENTRAL ARKANSAS (Nov 22, 2019)
- 337 Virgil, Chason (Southeastern La.) vs UIW (Oct 12, 2019)
- 333 Eppler, Shelton (Northwestern State) vs SOUTHEASTERN LA. (Sep 28, 2019)
- 333 Eppler, Shelton (Northwestern State) vs SFA (Nov 21, 2019)
- 332 Self, Trae (SFA) at Southeastern La. (Nov 02, 2019)
- 327 Fourcade, Chase (Nicholls) vs CENTRAL ARKANSAS (Oct 05, 2019)
- 324 Smith, Breylin (Central Arkansas) at WKU (Aug 29, 2019)
- 322 Anthony, Luke (Abilene Christian) at Central Arkansas (Sep 14, 2019)
- 321 Virgil, Chason (Southeastern La.) at McNeese (Oct 05, 2019)
- 321 Virgil, Chason (Southeastern La.) vs NICHOLLS (Nov 21, 2019)
- 318 Self, Trae (SFA) at Abilene Christian (Oct 19, 2019)
- 317 Zappe, Bailey (Houston Baptist) at McNeese (Oct 19, 2019)
- 313 Anthony, Luke (Abilene Christian) vs MCNEESE (Sep 21, 2019)

- 310 Eppler, Shelton (Northwestern State) vs CENTRAL ARKANSAS (Oct 19, 2019)
- 309 Virgil, Chason (Southeastern La.) at Ole Miss (Sep 14, 2019)
- 307 Virgil, Chason (Southeastern La.) vs LAMAR (Sep 21, 2019)
- 306 Eppler, Shelton (Northwestern State) at Sam Houston State (Nov 16, 2019)
- 303 Hoy, Jordan (Lamar) at Southeastern La. (Sep 21, 2019)
- 303 Orgeron, Cody (McNeese) vs HOUSTON BAPTIST (Oct 19, 2019)
- 300 Zappe, Bailey (Houston Baptist) at UTEP (Aug 31, 2019)

TOP RECEIVING GAMES

200-Yard Receiving Performances

222 Winningham, Lujuan (Central Arkansas) at WKU (Aug 29, 2019)

100-Yard Receiving Performances

- 197 Adeyi, Ife (Sam Houston State) at Abilene Christian (Nov 09, 2019)
- 190 Dixon, Dai'Jean (Nicholls) at Southeastern La. (Nov 21, 2019)
- 188 Harvin, Chandler (Sam Houston State) vs HOUSTON BAPTIST (Nov 23, 2019)
- 187 Stewart, Nathan (Sam Houston State) vs UIW (Sep 21, 2019)
- 185 Dixon, Dai'Jean (Nicholls) vs MCNEESE (Nov 16, 2019)
- 178 Ratzlaff, Ben (Houston Baptist) at Sam Houston State (Nov 23, 2019)
- 173 Turner, CJ (Southeastern La.) vs VILLANOVA (Nov 29, 2019)
- 168 Winningham, Lujuan (Central Arkansas) at Northwestern State (Oct 19, 2019)
- 161 Hudson, Tyler (Central Arkansas) at UIW (Nov 22, 2019)
- 160 Sutton, Cyron (McNeese) vs SAM HOUSTON STATE (Sep 28, 2019)
- 157 Stewart, Nathan (Sam Houston State) at McNeese (Sep 28, 2019)
- 156 Sutton, Cyron (McNeese) at Central Arkansas (Oct 12, 2019)
- 155 Ratzlaff, Ben (Houston Baptist) at South Dakota (Sep 14, 2019)
- 155 Davis, Akile (Northwestern State) at Nicholls (Oct 12, 2019)
- 155 Conner, Javon (Southeastern La.) at Montana (Dec 07, 2019)
- 149 Hampton, Joe (Central Arkansas) vs SAM HOUSTON STATE (Oct 26, 2019)
- 148 Turner, CJ (Southeastern La.) at Montana (Dec 07, 2019)
- 146 Williams, Kam (UIW) vs TEXAS SOUTHERN (Sep 07, 2019)
- 145 Banks, Kirkland (Lamar) vs ABILENE CHRISTIAN (Oct 05, 2019)
- 145 Ray, Dion (Nicholls) vs HOUSTON BAPTIST (Nov 09, 2019)
- 143 Clater, Calvin (SFA) at Lamar (Sep 28, 2019)
- 140 Dixon, Dai'Jean (Nicholls) vs CENTRAL ARKANSAS (Oct 05, 2019)
- 140 Hudson, Tyler (Central Arkansas) vs SAM HOUSTON STATE (Oct 26, 2019)
- 136 Winningham, Lujuan (Central Arkansas) at Austin Peay (Sep 07, 2019)
- 136 Mitchell, Austin (Southeastern La.) vs LAMAR (Sep 21, 2019)
- 136 Sterns, Jerreth (Houston Baptist) vs UIW (Oct 05, 2019)
- 135 Shorts, Quan (Northwestern State) at Nicholls (Oct 12, 2019)
- 134 Stewart, Nathan (Sam Houston State) vs SFA (Oct 05, 2019)
- 132 Gipson, Xavier (SFA) vs UIW (Nov 09, 2019)
- 132 Shorts, Quan (Northwestern State) vs SFA (Nov 21, 2019)
- 131 Ratzlaff, Ben (Houston Baptist) vs TEXAS SOUTHERN (Sep 28, 2019)
- 130 Bowers, Dee (Sam Houston State) at New Mexico (Aug 31, 2019)
- 128 Turner, CJ (Southeastern La.) at Northwestern State (Sep 28, 2019)
- 128 Ray, Dion (Nicholls) vs ABILENE CHRISTIAN (Oct 26, 2019)
- 126 Dixon, Dai'Jean (Nicholls) at Prairie View A&M (Sep 14, 2019)
- 124 King, Ameer (UIW) vs LAMAR (Oct 19, 2019)
- 123 Fink, Josh (Abilene Christian) vs MCNEESE (Sep 21, 2019)
- 122 Dixon, Dai'Jean (Nicholls) vs NORTH DAKOTA (Nov 30, 2019)
- 121 Begue, Trevor (McNeese) vs HOUSTON BAPTIST (Oct 19, 2019)
- 120 Hudson, Tyler (Central Arkansas) at Austin Peay (Sep 07, 2019)
- 120 Hudson, Tyler (Central Arkansas) at Lamar (Nov 02, 2019)
- 119 Winningham, Lujuan (Central Ark.) vs ABILENE CHRISTIAN (Sep 14, 2019)
- 119 Adeyi, Ife (Sam Houston State) vs UIW (Sep 21, 2019)
- 119 Ray, Dion (Nicholls) vs MCNEESE (Nov 16, 2019)
- 119 Schwebel, Bransen (Southeastern La.) vs VILLANOVA (Nov 29, 2019)
- 118 Williams, Kam (UIW) at Sam Houston State (Sep 21, 2019)
- 117 Ratzlaff, Ben (Houston Baptist) vs NORTHWESTERN STATE (Sep 21, 2019)
- 116 Sutton, Cyron (McNeese) vs HOUSTON BAPTIST (Oct 19, 2019)
- 115 Hohenstein, Branden (Abilene Christian) at Mississippi State (Nov 23, 2019)
- 114 Sterns, Jerreth (Houston Baptist) at South Dakota (Sep 14, 2019)
- 114 Price, Kendrick (Northwestern State) at Sam Houston State (Nov 16, 2019)
- 113 Hudson, Tyler (Central Arkansas) vs MCNEESE (Oct 12, 2019)
- 112 Banks, Kirkland (Lamar) at Southeastern La. (Sep 21, 2019)
- 112 Fink, Josh (Abilene Christian) vs HOUSTON BAPTIST (Oct 12, 2019)
- 111 Shorts, Quan (Northwestern State) at UT Martin (Aug 29, 2019)
- 110 Ratzlaff, Ben (Houston Baptist) vs TEXAS WESLEYAN (Sep 07, 2019)
- 110 Shorts, Quan (Northwestern State) vs SOUTHEASTERN LA. (Sep 28, 2019)
- 110 Fink, Josh (Abilene Christian) vs SFA (Oct 19, 2019)
- 110 Stewart, Nathan (Sam Houston State) at Central Arkansas (Oct 26, 2019)
- 109 Gipson, Xavier (SFA) at Abilene Christian (Oct 19, 2019)
- 108 Bowers, Dee (Sam Houston State) vs UIW (Sep 21, 2019)
- 108 Harvin, Chandler (SHSU) vs NORTHWESTERN STATE (Nov 16, 2019)
- 107 Clark, Kobe (Abilene Christian) vs HOUSTON BAPTIST (Oct 12, 2019)
- 106 Shorts, Quan (Northwestern State) vs CENTRAL ARKANSAS (Oct 19, 2019)
- 105 Williams, Kam (UIW) vs ABILENE CHRISTIAN (Sep 27, 2019)
- 105 Perry, Kamden (UIW) at SFA (Nov 09, 2019)
- 105 Begue, Trevor (McNeese) at Lamar (Nov 23, 2019)
- 104 Sterns, Jerreth (Houston Baptist) vs TEXAS SOUTHERN (Sep 28, 2019)
- 104 Clark, Kobe (Abilene Christian) vs SOUTHEASTERN LA. (Nov 16, 2019)
- 103 Brito, Gamar Girdy (Houston Baptist) at South Dakota (Sep 14, 2019)
- 103 Davis, Akile (Northwestern State) vs SOUTHEASTERN LA. (Sep 28, 2019)
- 102 Ward, Da'Leon (SFA) at Abilene Christian (Oct 19, 2019)
- 102 Hardy, CJ (UIW) vs NICHOLLS (Nov 02, 2019)
- 102 Conner, Javon (Southeastern La.) vs VILLANOVA (Nov 29, 2019)
- 102 Sutton, Cyron (McNeese) at Abilene Christian (Sep 21, 2019)
- 101 Williams, Kam (UIW) at Houston Baptist (Oct 05, 2019)

2019 NCAA RANKINGS



Abilene Christian

Category	Player	National Rank	SLC Rank	Actual	National Leader	Actual
Completions per Game	Luke Anthony	18	6	21.67	Bailey Zappe, Houston Baptist	29.75
Forced Fumbles	Kameron Hill	20	2	0.25	Nick Eaton, UC Davis	0.42
Fumbles Recovered	Jeremiah Chambers	3	1	3	Jayden Pauling, Western Carolina	0.42
Kickoff Return TDs	Gage Graham	9	3	1	Jordan Berner, Southern Illinois	4
Receptions per Game	Kobe Clark	6	3	7.3	Mason King, Hampton	4
Rushing TDs	Tracy James	16	2	14	8 players tied	2
Sacks	Temisan Kuyatsemi	20	4	0.77	Jeff Cotton, Idaho	8.8
Scoring	Tracy James	6	1	10.0	Marcus Knight, Montana	23
Solo Tackles	Jeremiah Chambers	9	1	5.8	Jah-Maine Martin, North Carolina A&T	23
Tackles for Loss	Jeremiah Chambers	5	2	1.7	Andre Walker, Houston Baptist	1.25
Total Touchdowns	Tracy James	5	1	20	Wesley Dugger, Davidson	12.0
					Brandon Easterling, Dayton	7.5
					Da'Jon Lee, Saint Francis (PA)	2.0
					Marcus Knight, Montana	25

Category	National Rank	SLC Rank	Actual	National Leader	Actual
4th Down Conversion Percentage	10	1	0.640	James Madison	0.889
Blocked Kicks Allowed	17	3	1	16 teams tied	0
Fumbles Lost	13	1	5	Drake	2
Fumbles Recovered	6	2	14	Mississippi Valley State	18
Team Sacks	10	3	3.00	Harvard	4.30
Team Tackles for Loss	11	4	8.1	Sam Houston State	10.9

Central Arkansas

Category	Player	National Rank	SLC Rank	Actual	National Leader	Actual
Completion Percentage	Breylin Smith	14	3	0.645	Ben DiNucci, James Madison	0.709
Completions per Game	Breylin Smith	8	4	24.31	Bailey Zappe, Houston Baptist	29.75
Field Goal Percentage	Hayden Ray	2	1	0.882	Seth Harrison, Eastern Washington	1.000
Kickoff Return TDs	Carlos Blackman	9	3	1	8 players tied	2
Passes Defended	Robert Rochell	9	2	1.4	Anthony Adams, Portland State	2.0
Passing TDs	Breylin Smith	6	2	32	Jeff Undercuffer, Albany	41
Passing Yards	Breylin Smith	5	3	3,704	Case Cookus, Northern Arizona	4,114
Passing Yards per Game	Breylin Smith	12	4	284.9	Case Cookus, Northern Arizona	342.8
Points Responsible For	Breylin Smith	15	2	200	Daniel Smith, Villanova	288
Points Responsible For per Game	Breylin Smith	19	2	15.4	Jack Cook, Dayton	24.7
Receiving TDs	Tyler Hudson	11	1	12	Juwan Green, Albany	17
Total Offense	Breylin Smith	18	4	282.0	EJ Perry, Brown	367.8

Category	National Rank	SLC Rank	Actual	National Leader	Actual
Blocked Kicks Allowed	17	3	1	16 teams tied	0
Blocked Punts Allowed	1	1	0	55 teams tied	0
Completion Percentage	15	3	0.643	James Madison	0.706
Fumbles Recovered	20	6	11	Mississippi Valley State	18
Passing Offense	16	4	292.8	Northern Arizona	361.0
Winning Percentage	18	1	0.692	North Dakota State	1.000

Houston Baptist

Category	Player	National Rank	SLC Rank	Actual	National Leader	Actual
Combined Kick Returns	Gamar Brito	5	1	906	Ahmere Dorsey, Rhode Island	1,198
Completion Percentage	Bailey Zappe	19	4	0.638	Ben DiNucci	0.709
Completions per Game	Bailey Zappe	1	1	29.75	Bailey Zappe, Houston Baptist	29.75
Field Goals per Game	Gino Garcia	9	3	1.50	Noel Ruiz, North Carolina A&T	1.92
Fumbles Recovered	Tra Fluellen	3	1	3	Jordan Berner, Southern Illinois	4
Kickoff Return TDs	Gamar Brito	1	1	2	Mason King, Hampton	4
Kickoff Returns	Gamar Brito	2	1	28.2	8 players tied	2
Passing TDs	Bailey Zappe	2	1	35	Earnest Edwards, Maine	28.5
Passing Yards	Bailey Zappe	2	1	3,811	Jeff Undercuffer, Albany	41
Passing Yards per Game	Bailey Zappe	2	1	317.6	Case Cookus, Northern Arizona	4,114
Points Responsible For	Bailey Zappe	12	1	210	Case Cookus, Northern Arizona	342.8
Points Responsible For per Game	Bailey Zappe	10	1	17.5	Daniel Smith, Villanova	288
Receiving TDs	Ben Ratzlaff	11	1	12	Jack Cook, Dayton	24.7
Receiving Yards per Game	Ben Ratzlaff	15	1	94.9	Juwan Green, Albany	17
Sacks	Andre Walker	1	1	1.25	Chris Rowland, Tennessee State	119.8
Scoring	Gino Garcia	18	2	8.4	Andre Walker, Houston Baptist	1.25
Tackles For Loss	Andre Walker	11	3	1.6	Wesley Dugger, Davidson	12.0
Total Offense	Bailey Zappe	6	1	317.6	Da'Jon Lee, Saint Francis (PA)	2.0
Total Tackles	Brennan Young	5	1	11.3	EJ Perry, Brown	367.8
	Caleb Johnson	10	2	10.4	Dante Olson, Montana	12.8

Category	National Rank	SLC Rank	Actual	National Leader	Actual
Blocked Kicks Allowed	17	3	1	16 teams tied	0
Blocked Punts Allowed	1	1	0	55 teams tied	0
First Downs Offense	9	2	305	James Madison	397
Fumbles Recovered	12	5	13	Mississippi Valley State	18
Kickoff Returns	11	1	23.63	Idaho	25.67
Net Punting	9	2	39.90	Bucknell	43.43
Passing Offense	3	2	334.3	Northern Arizona	361.0
Punt Return Defense	6	2	3.13	South Dakota State	0.57
Scoring Offense	14	2	35.8	Dayton	42.5
Team Sacks	13	4	2.92	Harvard	4.30
Team Tackles for Loss	16	6	7.6	Sam Houston State	10.9
Total Offense	12	2	462.6	Eastern Washington	524.8



2019 NCAA RANKINGS

2020 PREVIEW

UIW	Player	National Rank	SLC Rank	Actual	National Leader	Actual
Category						
Completions per Game	Jon Copeland	6	3	24.83	Bailey Zappe, Houston Baptist	29.75
Forced Fumbles	Mar'Kel Cooks	20	2	0.25	Nick Eaton, UC Davis	0.42
					Jayden Pauling, Western Carolina	0.42
Interceptions per Game	Jaylon Jimmerson	20	5	0.4	Greg Liggs Jr., Elon	0.7
Kickoff Return TDs	Ce'Cori Todds	1	1	2	8 players tied	2
Passing Yards	Jon Copeland	15	5	3,341	Case Cookus, Northern Arizona	4,114
Passing Yards per Game	Jon Copeland	14	5	278.4	Case Cookus, Northern Arizona	342.8
Total Offense	Jon Copeland	19	5	276.2	EJ Perry, Brown	367.8

Category	National Rank	SLC Rank	Actual	National Leader	Actual
Blocked Kicks Allowed	1	1	0	16 teams tied	0
Blocked Punts Allowed	1	1	0	55 teams tied	0
Defensive TDs	5	1	4	Bucknell/Grambling/Central Connecticut State	6
Fumbles Recovered	3	1	16	Mississippi Valley State	18
Kickoff Return Defense	18	2	17.59	Tennessee Tech	13.26
Kickoff Returns	12	2	23.17	Idaho	25.67
Passes Intercepted	7	1	17	Alcorn	21
				Central Connecticut State	21
Passing Offense	19	5	285.1	Northern Arizona	361.0
Team Tackles For Loss	15	5	7.8	Sam Houston State	10.9
Turnover Margin	1	1	1.33	UIW	1.33
Turnovers Gained	3	1	33	Alcorn	36

Lamar	Player	National Rank	SLC Rank	Actual	National Leader	Actual
Category						
Field Goals per Game	Bailey Giffen	4	1	1.75	Noel Ruiz, North Carolina A&T	1.92
Forced Fumbles	Daniel Crosley	20	2	0.25	Nick Eaton, UC Davis	0.42
					Jayden Pauling, Western Carolina	0.42
Interceptions per Game	Michael Lawson	8	2	0.5	Greg Liggs Jr., Elon	0.7
Punt Returns	Michael Lawson	15	1	10.5	Montrell Washington, Samford	21.9
Solo Tackles	Michael Lawson	13	2	5.5	Brandon Easterling, Dayton	7.5
Tackles For Loss	Daniel Crosley	14	4	1.5	Da'Jon Lee, Saint Francis (PA)	2.0

Category	National Rank	SLC Rank	Actual	National Leader	Actual
Defensive TDs	11	2	3	Bucknell/Grambling/Central Connecticut State	6
Team Tackles For Loss	3	2	8.8	Sam Houston State	10.9

McNeese	Player	National Rank	SLC Rank	Actual	National Leader	Actual
Category						
Forced Fumbles	Chris Livings	20	2	0.25	Nick Eaton, UC Davis	0.42
					Jayden Pauling, Western Carolina	0.42
Fumbles Recovered	Javon Burris	3	1	3	Jordan Berner, Southern Illinois	4
					Mason King, Hampton	4
Interceptions per Game	Darion Dunn	12	4	0.4	Greg Liggs Jr., Elon	0.7
Kickoff Return TDs	Mason Pierce	9	3	1	8 players tied	2
	D'Andre Hicks	9	3	1		
Passes Defended	Cory McCoy	2	1	1.8	Anthony Adams, Portland State	2.0
	Darion Dunn	19	4	1.3		
Sacks	Chris Livings	16	3	0.79	Andre Walker, Houston Baptist	1.25

Category	National Rank	SLC Rank	Actual	National Leader	Actual
Fumbles Recovered	6	2	14	Mississippi Valley State	18
Net Punting	12	3	39.42	Bucknell	43.43
Punt Return Defense	4	1	2.50	South Dakota State	0.57
Rushing Defense	7	2	93.4	Sam Houston State	69.9
Team Sacks	18	5	2.75	Harvard	4.30
Turnover Margin	18	2	0.75	UIW	1.33
Turnovers Gained	11	3	26	Alcorn	36

Nicholls	Player	National Rank	SLC Rank	Actual	National Leader	Actual
Category						
Completion Percentage	Chase Fourcade	3	1	0.678	Ben DiNucci, James Madison	0.709
Forced Fumbles	Sully Laiche	5	1	0.33	Nick Eaton, UC Davis	0.42
					Jayden Pauling, Western Carolina	0.42
Passing Efficiency	Chase Fourcade	11	1	152.0	Trey Lance, North Dakota State	180.6
Rushing TDs	Julien Gums	11	1	16	Marcus Knight, Montana	23
					Jah-Maine Martin, North Carolina A&T	23
Rushing Yards	Julien Gums	11	1	1,232	Pete Guerriero, Monmouth	1,995
Sacks	Sully Laiche	6	2	1.00	Andre Walker, Houston Baptist	1.25
Tackles For Loss	Sully Laiche	2	1	1.9	Da'Jon Lee, Saint Francis (PA)	2.0
Total Touchdowns	Julien Gums	12	2	17	Marcus Knight, Montana	25
Yards per Pass Attempt	Chase Fourcade	7	1	8.89	Shannon Patrick, Arkansas-Pine Bluff	9.74

Category	National Rank	SLC Rank	Actual	National Leader	Actual
Completion Percentage	3	1	0.673	James Madison	0.706
First Downs Offense	12	3	295	James Madison	397
Team Passing Efficiency	18	1	150.25	North Dakota State	177.71

2019 NCAA RANKINGS



Northwestern State

Category	Player	National Rank	SLC Rank	Actual	National Leader	Actual
Completions per Game	Shelton Eppler	2	2	28.42	Bailey Zappe, Houston Baptist	29.75
Forced Fumbles	Ja'Quay Pough	20	2	0.25	Nick Eaton, UC Davis	0.42
Interceptions per Game	Shemar Bartholomew	10	3	0.4	Jayden Pauling, Western Carolina	0.42
Passing TDs	Shelton Eppler	13	3	28	Greg Liggs Jr., Elon	0.7
Passing Yards	Shelton Eppler	8	4	3,587	Jeff Undercuffer, Albany	41
Passing Yards per Game	Shelton Eppler	6	2	298.9	Case Cookus, Northern Arizona	4,114
Receiving TDs	Quan Shorts	16	3	11	Case Cookus, Northern Arizona	342.8
Receptions per Game	Quan Shorts	4	2	8.3	Juwan Green, Albany	17
Total Offense	Shelton Eppler	9	2	304.2	Jeff Cotton, Idaho	8.8
					EJ Perry, Brown	367.8

Category	National Rank	SLC Rank	Actual	National Leader	Actual
Fumbles Lost	13	1	5	Drake	2
Passes Intercepted	20	4	14	Alcorn/Central Connecticut State	21
Passing Offense	9	3	301.3	Northern Arizona	361.0

Sam Houston State

Category	Player	National Rank	SLC Rank	Actual	National Leader	Actual
Forced Fumbles	Royce See	20	2	0.25	Nick Eaton, UC Davis	0.42
Fumbles Recovered	Joseph Wallace	20	2	0.25	Jayden Pauling, Western Carolina	0.42
	Royce See	3	1	3	Jordan Berner, Southern Illinois	4
Punting	Matt McRobert	6	1	44.3	Mason King, Hampton	4
Rushing TDs	Donovan Williams	16	2	14	Alex Pechin, Bucknell	47.3
					Marcus Knight, Montana	23
					Jah-Maine Martin, North Carolina A&T	23

Category	National Rank	SLC Rank	Actual	National Leader	Actual
3rd Down Conversion Pct Defense	1	1	0.279	Sam Houston State	0.279
4th Down Conversion Pct Defense	4	1	0.304	Yale	0.235
Blocked Kicks Allowed	1	1	0	16 teams tied	0
Blocked Punts Allowed	1	1	0	55 teams tied	0
Defensive TDs	11	2	3	Bucknell/Grambling/Central Connecticut State	6
Fumbles Recovered	6	2	14	Mississippi Valley State	18
Kickoff Return Defense	14	1	17.28	Tennessee Tech	13.26
Net Punting	3	1	41.49	Bucknell	43.43
Passes Intercepted	12	2	16	Alcorn/Central Connecticut State	21
Red Zone Defense	6	1	0.688	Illinois State	0.614
Rushing Defense	1	1	69.9	Sam Houston State	69.9
Scoring Defense	8	1	17.8	North Dakota State	12.3
Team Passing Efficiency Defense	3	1	106.07	South Carolina State	104.38
Team Sacks	2	1	3.58	Harvard	4.30
Team Tackles For Loss	1	1	10.9	Sam Houston State	10.9
Total Defense	18	1	330.0	James Madison	270.2
Turnovers Gained	6	2	30	Alcorn	36

Southeastern Louisiana

Category	Player	National Rank	SLC Rank	Actual	National Leader	Actual
Completion Percentage	Chason Virgil	9	2	0.655	Ben DiNucci, James Madison	0.709
Completions per Game	Chason Virgil	10	5	23.92	Bailey Zappe, Houston Baptist	29.75
Interceptions per Game	Ferlando Jordan	4	1	0.5	Greg Liggs Jr., Elon	0.7
Passes Defended	Ferlando Jordan	14	3	1.3	Anthony Adams, Portland State	2.0
Passing Efficiency	Chason Virgil	20	2	144.8	Trey Lance, North Dakota State	180.6
Passing Yards	Chason Virgil	3	2	3,791	Case Cookus, Northern Arizona	4,114
Passing Yards per Game	Chason Virgil	10	3	291.6	Case Cookus, Northern Arizona	342.8
Punt Return TDs	Devonte Williams	2	1	1	Terry Williams, UT Martin	2
Total Offense	Chason Virgil	11	3	296.2	EJ Perry, Brown	367.8

Category	National Rank	SLC Rank	Actual	National Leader	Actual
4th Down Conversion Pct	20	2	0.615	James Madison	0.889
Blocked Punts	11	1	2	Harvard	7
Completion Percentage	4	2	0.668	James Madison	0.706
Defensive TDs	11	2	3	Bucknell/Grambling/Central Connecticut State	6
First Downs Offense	5	1	322	James Madison	397
Passes Intercepted	12	2	16	Alcorn/Central Connecticut State	21
Passing Offense	2	1	354.4	Northern Arizona	361.0
Scoring Offense	12	1	36.6	Dayton	42.5
Team Passing Efficiency	19	2	150.17	North Dakota State	177.71
Team Sacks	8	2	3.15	Harvard	4.30
Team Tackles For Loss	9	3	8.2	Sam Houston State	10.9
Total Offense	2	1	484.8	Eastern Washington	524.8

Stephen F. Austin

Category	Player	National Rank	SLC Rank	Actual	National Leader	Actual
Field Goal Percentage	Storm Ruiz	14	2	0.808	Seth Harrison, Eastern Washington	1.000
Field Goals per Game	Storm Ruiz	4	1	1.75	Noel Ruiz, North Carolina A&T	1.92

Category	National Rank	SLC Rank	Actual	National Leader	Actual
Net Punting	16	4	38.96	Bucknell	43.43
Punt Return Defense	18	3	4.54	South Dakota State	0.57



TEAM CHAMPIONS

McNeese.....	14
Louisiana Tech*.....	8
Arkansas State*.....	7
Sam Houston State.....	7
Lamar.....	4
Northwestern State.....	4
Stephen F. Austin.....	4
ULM*.....	4
Central Arkansas.....	3
Nicholls.....	3
Troy*.....	3
UT Arlington*.....	3
North Texas*.....	2
Southeastern Louisiana.....	2
Texas State*.....	2
Trinity*.....	1
UIW.....	1

* Indicates former Southland Conference member



Central Arkansas, 2019 Co-Champions

POSTSEASON AWARDS

Coach of the Year

1964.....	Bennie Ellender, Arkansas State
1965.....	Chena Gilstrap, UT Arlington
1966.....	Burley Bearden, UT Arlington
1967.....	Burley Bearden, UT Arlington
1968.....	Bennie Ellender, Arkansas State
1969.....	Bennie Ellender, Arkansas State
1970.....	Bennie Ellender, Arkansas State
.....	Vernon Glass, Lamar
1971.....	Maxie Lambright, Louisiana Tech
1972.....	Maxie Lambright, Louisiana Tech
1973.....	Maxie Lambright, Louisiana Tech
1974.....	Vernon Glass, Lamar
1975.....	Bill Davidson, Arkansas State
1976.....	Jack Doland, McNeese
1977.....	Maxie Lambright, Louisiana Tech
1978.....	Bill Davidson, Arkansas State
1979.....	Ernie Duplechin, McNeese
1980.....	Sam Robertson, UL Lafayette
1981.....	Bud Elliott, UT Arlington
1982.....	Billy Brewer, Louisiana Tech
1983.....	Corky Nelson, North Texas
1984.....	A. L. Williams, Louisiana Tech
1985.....	Larry Lacewell, Arkansas State
1986.....	Larry Lacewell, Arkansas State
1987.....	Pat Collins, ULM
1988.....	Sam Goodwin, Northwestern State
1989.....	Lynn Graves, Stephen F. Austin
1990.....	Bobby Keasler, McNeese
1991.....	Bobby Keasler, McNeese
.....	Ron Randleman, Sam Houston State
1992.....	Dave Roberts, ULM
1993.....	Bobby Keasler, McNeese
1994.....	Matt Simon, North Texas
1995.....	Bobby Keasler, McNeese
1996.....	Darren Barbier, Nicholls
1997.....	Sam Goodwin, Northwestern State
.....	Bobby Keasler, McNeese
1998.....	Sam Goodwin, Northwestern State
1999.....	Larry Blakeney, Troy
2000.....	Larry Blakeney, Troy
2001.....	Ron Randleman, Sam Houston State
2002.....	Daryl Daye, Nicholls
2003.....	Tommy Tate, McNeese
2004.....	Scott Stoker, Northwestern State
2005.....	Jay Thomas, Nicholls
2006.....	Matt Viator, McNeese
2007.....	Matt Viator, McNeese
2008.....	Clint Conque, Central Arkansas
2009.....	J.C. Harper, Stephen F. Austin
2010.....	J.C. Harper, Stephen F. Austin
2011.....	Willie Fritz, Sam Houston State
2012.....	Clint Conque, Central Arkansas
2013.....	Ron Roberts, Southeastern Louisiana
2014.....	Clint Conque, Stephen F. Austin
2015.....	Matt Viator, McNeese
2016.....	K.C. Keeler, Sam Houston State
2017.....	Steve Campbell, Central Arkansas
2018.....	Eric Morris, UIW
2019.....	Frank Scelfo, Southeastern Louisiana

YEAR-BY-YEAR SOUTHLAND CHAMPION

1964.....	Lamar	1993.....	McNeese
1965.....	Lamar	1994.....	North Texas
1966.....	UT Arlington	1995.....	McNeese
.....	Lamar	1996.....	Troy
1967.....	UT Arlington	1997.....	McNeese
1968.....	Arkansas State	Northwestern State
1969.....	Arkansas State	1998.....	Northwestern State
1970.....	Arkansas State	1999.....	Troy
1971.....	Louisiana Tech	Stephen F. Austin
.....	Lamar	2000.....	Troy
.....	Trinity	2001.....	Sam Houston State
1972.....	Louisiana Tech	McNeese
1973.....	Louisiana Tech	2002.....	McNeese
1974.....	Louisiana Tech	2003.....	McNeese
1975.....	Arkansas State	2004.....	Northwestern State
1976.....	McNeese	Sam Houston State
1977.....	Louisiana Tech	2005.....	Nicholls
1978.....	Louisiana Tech	Texas State
.....	Arkansas State	2006.....	McNeese
1979.....	McNeese	2007.....	McNeese
1980.....	McNeese	2008.....	Texas State
1981.....	UT Arlington	2009.....	McNeese
1982.....	Louisiana Tech	Stephen F. Austin
1983.....	North Texas	2010.....	Stephen F. Austin
.....	ULM	2011.....	Sam Houston State
1984.....	Louisiana Tech	2012.....	Central Arkansas
1985.....	Arkansas State	Sam Houston State
1986.....	Arkansas State	2013.....	Southeastern Louisiana
1987.....	ULM	2014.....	Sam Houston State
1988.....	Northwestern State	Southeastern Louisiana
1989.....	Stephen F. Austin	2015.....	McNeese
1990.....	ULM	2016.....	Sam Houston State
1991.....	McNeese	2017.....	Central Arkansas
.....	Sam Houston State	2018.....	UIW
1992.....	ULM	Nicholls
.....	2019.....	Central Arkansas
.....	Nicholls



Sully Laiche, Nicholls

Player of the Year

1964-93.....	None selected
1994.....	Mitch Maher, North Texas
1995.....	Kerry Joseph, McNeese
1996.....	Claude Mathis, Texas State
1997.....	Claude Mathis, Texas State
1998.....	Jermaine Jones, Northwestern State
1999.....	Chris Chaloupka, Sam Houston State
2000.....	C.J. Carroll, Texas State
2001.....	Josh McCown, Sam Houston State
2002.....	Hadley Prince, McNeese
2003.....	B.J. Sams, McNeese
2004.....	Dustin Long, Sam Houston State
2005.....	Barrick Nealy, Texas State
2006.....	Steven Whitehead, McNeese
2007.....	Bryan Smith, McNeese
2008.....	Nathan Brown, Central Arkansas
2009.....	Derrick Fourroux, McNeese
.....	Jeremy Moses, Stephen F. Austin
2010.....	Jeremy Moses, Stephen F. Austin
2011.....	Timothy Flanders, Sam Houston State
2012.....	Timothy Flanders, Sam Houston State
2013.....	Bryan Bennett, Southeastern Louisiana
2014.....	Gus Johnson, Stephen F. Austin
2015.....	Kade Harrington, Lamar
2016.....	Jeremiah Briscoe, Sam Houston State
2017.....	Hayden Hildebrand, Central Arkansas
2018.....	Chase Fourcade, Nicholls
2019.....	Sully Laiche, Nicholls

Offensive Player of the Year

1964.....	None selected
1965.....	Jackie Hall, Trinity
1966.....	Phil Primm, Lamar
1967.....	Mike Baylor, UT Arlington
1968.....	Frank McGuigan, Arkansas State
1969.....	Jim Lindsey, Abilene Christian
1970.....	Jim Lindsey, Abilene Christian
1971.....	Kenny Lantrip, Louisiana Tech
1972.....	Roger Carr, Louisiana Tech
1973.....	Denny Duron, Louisiana Tech
1974.....	Charles McDaniel, Louisiana Tech
1975.....	David Hines, Arkansas State
1976.....	Derrick Jensen, UT Arlington
1977.....	John Henry White, Louisiana Tech
.....	Derrick Jensen, UT Arlington

1978.....	Roy Dewalt, UT Arlington
1979.....	Roy Dewalt, UT Arlington
1980.....	Stephen Starring, McNeese
1981.....	Buford Jordan, McNeese
1982.....	Matt Dunigan, Louisiana Tech
1983.....	Greg Carter, North Texas
1984.....	Scotty Caldwell, UT Arlington
1985.....	Burton Murchison, Lamar
1986.....	Dwane Brown, Arkansas State
1987.....	Stan Humphries, ULM
1988.....	Scott Davis, North Texas
1989.....	Todd Hammel, Stephen F. Austin
1990.....	Cisco Richard, ULM
1991.....	Gilbert Price, Texas State
1992.....	Roosevelt Potts, ULM
1993.....	Robert Cobb, ULM
1994.....	Donald Wilkerson, Texas State
1995.....	Clarence Matthews, Northwestern State
1996.....	Patrick Palmer, Northwestern State
1997.....	Mikhael Ricks, Stephen F. Austin
1998.....	Montressa Kirby, Jacksonville State
1999.....	Chris Chaloupka, Sam Houston State
2000.....	Tony Taylor, Northwestern State
2001.....	Wes Pate, Stephen F. Austin
2002.....	Vick King, McNeese
2003.....	Vick King, McNeese
2004.....	Derrick Johnese, Northwestern State
2005.....	Yale Vannoy, Nicholls
2006.....	D.D. Terry, Sam Houston State
2007.....	Nathan Brown, Central Arkansas
2008.....	Toddrick Pendland, McNeese
2009.....	Bradley George, Texas State
2010.....	Jeremy Moses, Stephen F. Austin
2011.....	Richard Sincere, Sam Houston State
2012.....	Wynrick Smothers, Central Arkansas
2013.....	Cody Stroud, McNeese
2014.....	Bryan Bennett, Southeastern La.
2015.....	Jared Johnson, Sam Houston State
2016.....	Yedidiah Louis, Sam Houston State
2017.....	Davion Davis, Sam Houston State
2018.....	Jazz Ferguson, Northwestern State
2019.....	Chase Fourcade, Nicholls



Chase Fourcade, Nicholls

Offensive Lineman of the Year

1964-2011.....	None selected
2012.....	Corey Howard, Central Arkansas
2013.....	Arinze Agada, McNeese
2014.....	Cole Carruthers, Central Arkansas
2015.....	Donald Jackson III, Sam Houston State
2016.....	Bridge Blount, Sam Houston State
2017.....	John Cook, Central Arkansas
2018.....	Garrett Bowery, Lamar
2019.....	PJ Burkhalter, Nicholls

Defensive Player of the Year

1964.....	None selected
1965.....	Vernon McManus, Lamar
1966.....	Ken Ozee, UT Arlington
1967.....	Marvin Upshaw, Trinity
1968.....	Clovis Swinney, Arkansas State
1969.....	Clovis Swinney, Arkansas State
1970.....	Dennis Meyer, Arkansas State
1971.....	Dennis Meyer, Arkansas State
1972.....	Fred Dean, Louisiana Tech
1973.....	Joe McNeely, Louisiana Tech
1974.....	Fred Dean, Louisiana Tech
1975.....	Jerry Muckensturm, Arkansas State
1976.....	Roy Painter, Arkansas State
1977.....	Larry Anderson, Louisiana Tech
.....	Wesley Williams, Arkansas State
1978.....	Ardis McCann, Louisiana Tech
1979.....	Johnny Robinson, Louisiana Tech
1980.....	Daryl Burckel, McNeese
1981.....	Rusty Guilbeau, McNeese
1982.....	Bruce Daigle, ULM
1983.....	Eugene Seale, Lamar
1984.....	Doug Landry, Louisiana Tech
1985.....	Doug Landry, Louisiana Tech
1986.....	Walter Johnson, Louisiana Tech
.....	Ed Fleming, North Texas
1987.....	John Kulakowski, Northwestern State
1988.....	Eric Lokey, Stephen F. Austin
1989.....	David Whitmore, Stephen F. Austin
1990.....	Mike Pierce, McNeese
1991.....	Andre Carron, Northwestern State
1992.....	Terry Irving, McNeese
1993.....	Terry Irving, McNeese
1994.....	Vincent Landrum, McNeese
1995.....	Kavika Pittman, McNeese
1996.....	Pratt Lyons, Troy
1997.....	Tony Maranto, Northwestern State
1998.....	Charles Ayro, McNeese
1999.....	Anthony Rabb, Troy
2000.....	Keith Davis, Sam Houston State
2001.....	Joe Judge, McNeese
2002.....	Roy Locks, Northwestern State
2003.....	Brent Hafford, Stephen F. Austin
2004.....	Jamall Johnson, Northwestern State
2005.....	Fred Evans, Texas State
2006.....	Bryan Smith, McNeese
2007.....	Kareem Moore, Nicholls
2008.....	Larry Hart, Central Arkansas
2009.....	Larry Hart, Central Arkansas
.....	Tim Knicky, Stephen F. Austin
2010.....	Jabara Williams, Stephen F. Austin
2011.....	Darnell Taylor, Sam Houston State
2012.....	Darnell Taylor, Sam Houston State



Chris Livings, McNeese

- 2013..... Cquilin Hubert, Southeastern Louisiana
- 2014..... Jonathan Woodard, Central Arkansas
- 2015..... Wallace Scott, McNeese
- 2016..... P.J. Hall, Sam Houston State
- 2017..... George Odum, Central Arkansas
- 2018..... BJ Blunt, McNeese
- 2019..... Chris Livings, McNeese

Freshman of the Year

- 1964-77 None selected
- 1978..... Jessie Clark, Louisiana Tech
- 1979..... Lee Charles Wright, Arkansas State
- 1980..... Buford Jordon, McNeese
- Joey Granger, McNeese
- 1981..... Willie Wiggins, UT Arlington
- 1982..... Doug Landry, Louisiana Tech
- 1983..... Walter Johnson, Louisiana Tech
- 1984..... Dwane Brown, Arkansas State
- 1985..... Brian McZeal, McNeese
- 1986..... Matt Stover, Louisiana Tech
- 1987..... Scott Davis, North Texas
- 1988..... Chuck Rawlinson, Stephen F. Austin
- 1989..... Ken Naquin, McNeese
- 1990..... Cedric Walker, Stephen F. Austin
- 1991..... Eric Acheson, McNeese
- Darryl Pounds, Nicholls
- 1992..... Kerry Joseph, McNeese
- 1993..... Zack Bronson, McNeese
- 1994..... Claude Mathis, Texas State
- 1995..... Jeremiah Trotter, Stephen F. Austin
- 1996..... Victor McKnight, Sam Houston State
- 1997..... Matt Dominguez, Sam Houston State
- 1998..... Jessie Burton, McNeese
- 1999..... Reggie Stancil, Jacksonville State
- 2000..... Josh Son, Nicholls
- 2001..... LeJuan Walker, Nicholls
- 2002..... Tony Tompkins, Stephen F. Austin
- 2003..... Chance Dennis, Stephen F. Austin
- 2004..... Broderick Cole, Nicholls
- 2005..... Blake Bercegeay, McNeese
- 2006..... Derrick Fourroux, McNeese
- 2007..... Karrington Bush, Texas State
- 2008..... Simmie Yarborough, Southeastern La.
- 2009..... Malcolm Bronson, McNeese
- 2010..... Jestin Love, Central Arkansas
- Timothy Flanders, Sam Houston State
- 2011..... Jordan Wells, Southeastern La.
- 2012..... Jonathan Woodard, Central Arkansas

OFFENSIVE STATISTICAL TRENDS

Year	GP	Rushing			Passing			Total		
		TC	Avg	GAvg	Att	Pct	GAvg	Avg	GAvg	PPG
1976	66	3,437	3.94	204.9	1,205	45.6	123.7	4.67	328.6	22.6
1977	67	3,370	3.43	172.5	1,301	44.6	126.6	4.29	299.1	17.4
1978	65	3,303	3.54	179.7	1,246	42.2	117.5	4.25	297.1	18.6
1979	66	3,139	3.70	176.0	1,424	46.9	130.5	4.43	306.5	19.2
1980	66	3,100	3.72	174.7	1,470	46.8	132.8	4.44	307.5	19.0
1981	66	3,132	3.95	187.4	1,538	46.8	146.5	4.72	334.0	18.3
1982	66	3,026	3.74	171.6	1,752	47.4	171.2	4.73	342.8	21.0
1983	77	3,790	3.48	171.2	1,568	46.2	126.2	4.27	297.4	15.6
1984	77	3,673	3.33	158.7	1,653	42.8	124.9	4.10	283.6	17.1
1985	77	3,591	3.62	168.7	1,839	47.4	163.4	4.71	332.2	19.7
1986	65	2,952	3.70	168.0	1,490	48.3	152.0	4.68	320.0	21.3
1987	77	3,344	3.58	155.5	1,935	48.5	175.4	4.83	331.0	21.7
1988	77	3,358	3.44	149.9	1,914	48.0	170.0	4.67	319.9	21.0
1989	77	3,217	3.56	148.8	2,101	53.6	193.4	4.96	342.2	21.4
1990	77	3,377	3.85	168.8	1,826	48.2	139.9	4.57	308.7	18.5
1991	88	3,953	3.64	163.4	2,030	47.9	128.1	4.29	291.4	17.9
1992	88	4,012	3.90	177.8	2,054	48.9	157.0	4.86	334.7	22.6
1993	88	3,900	4.40	193.4	2,034	51.9	171.6	5.40	365.0	27.5
1994	77	3,237	4.19	176.2	1,793	52.3	162.2	5.18	338.4	24.1
1995	64	2,652	4.22	174.8	1,654	50.2	174.3	5.19	349.1	24.1
1996	77	3,342	4.39	190.4	1,862	49.2	162.7	5.22	353.1	23.7
1997	88	3,479	3.95	156.3	2,249	52.9	187.3	5.28	343.5	23.4
1998	88	3,404	3.64	140.6	2,274	53.5	180.7	4.98	321.3	23.2
1999	88	3,352	3.93	149.5	2,557	51.7	201.4	5.23	350.9	24.2
2000	87	3,521	4.11	166.3	2,144	51.3	155.9	4.95	322.2	22.9
2001	77	3,139	4.07	166.0	1,994	55.4	195.9	6.57	361.8	26.6
2002	83	3,577	4.12	177.5	1,915	52.5	157.1	5.06	334.7	25.0
2003	69	3,058	4.57	202.6	1,864	53.3	197.3	5.61	399.9	30.1
2004	69	2,942	4.21	179.6	1,893	56.4	207.7	5.53	387.3	28.6
2005	74	3,056	4.37	180.6	2,182	53.5	201.2	5.63	381.8	28.3
2006	78	2,837	4.36	158.5	2,033	55.5	163.8	5.16	322.2	20.1
2007	89	3,622	4.52	183.9	2,528	58.9	204.2	5.61	388.2	26.7
2008	91	3,239	4.24	151.1	3,095	59.0	255.0	5.83	406.1	32.8
2009	92	3,287	4.36	155.7	3,014	61.2	234.3	5.70	390.0	27.8
2010	89	3,168	3.98	141.6	2,956	56.4	220.5	5.09	350.2	24.7
2011	94	3,429	3.98	145.3	3,005	59.2	217.7	5.29	365.1	28.4
2012	94	3,527	4.10	153.7	3,133	58.6	223.1	5.32	376.9	28.3
2013	72	4,080	4.71	190.3	3,582	59.9	265.3	6.01	455.6	35.1
2014	89	5,493	4.44	180.6	4,279	58.0	223.9	5.59	404.4	30.6
2015	76	5,125	4.32	175.9	3,694	56.2	196.0	5.53	387.1	26.6
2016	76	4,856	4.06	157.2	4,420	54.7	246.0	5.51	403.1	29.1
2017	77	4,800	3.95	155.1	4,184	55.3	226.0	5.30	381.0	26.4
2018	74	4,640	4.00	150.8	4,470	58.7	262.3	5.56	410.3	27.9
2019	87	4,970	3.78	138.2	5,187	60.7	270.1	5.47	408.3	28.7

Bold indicates Southland Conference record high

DEFENSIVE STATISTICAL TRENDS

Year	GP	Rushing			Passing			Total			PPG
		TC	Avg	GAvg	Att	Pct	GAvg	Avg	GAvg		
1976	66	3,397	3.81	196.2	1,209	41.9	112.9	4.43	309.1	19.7	
1977	67	3,399	3.20	157.5	1,266	44.9	119.0	4.06	276.5	16.2	
1978	65	3,390	3.53	183.9	1,199	46.0	122.5	4.34	306.4	18.6	
1979	66	3,172	3.53	169.5	1,407	46.3	119.6	4.17	289.1	16.2	
1980	66	3,142	4.07	193.8	1,637	47.2	157.8	4.86	351.6	21.8	
1981	66	2,996	4.01	181.8	1,561	48.7	159.3	4.94	341.1	19.6	
1982	66	2,996	3.71	168.3	1,873	49.3	185.4	4.79	353.7	21.0	
1983	77	3,629	3.46	163.1	1,802	45.2	134.4	4.22	297.4	14.6	
1984	77	3,469	3.16	142.1	1,769	44.5	137.6	4.11	279.7	17.1	
1985	77	3,351	3.40	147.8	2,010	47.1	166.3	4.51	314.1	17.4	
1986	65	2,881	3.70	164.1	1,616	48.0	165.4	4.76	329.5	21.3	
1987	77	3,353	3.44	149.6	1,987	49.4	172.6	4.65	322.2	21.8	
1988	77	3,249	3.14	132.6	2,015	46.3	160.7	4.29	293.3	18.2	
1989	77	3,094	3.41	141.6	2,249	51.6	205.5	4.91	347.1	21.2	
1990	77	3,209	3.56	148.4	2,025	50.3	174.2	4.66	322.5	19.9	
1991	88	3,804	3.50	151.4	2,106	48.4	137.9	4.31	289.2	18.1	
1992	88	3,747	3.76	159.9	2,245	49.5	172.0	4.87	331.9	22.2	
1993	88	3,741	4.20	177.5	2,176	53.2	177.1	5.27	354.6	26.5	
1994	77	3,112	3.54	143.1	2,024	52.9	170.7	4.70	313.7	20.7	
1995	64	2,483	3.72	144.4	1,812	52.8	191.5	5.00	335.8	21.0	
1996	77	3,219	3.95	165.0	1,954	47.9	155.1	4.76	320.1	20.3	
1997	88	3,356	3.61	137.8	2,322	51.9	176.0	4.86	313.8	20.6	
1998	88	3,252	3.35	123.7	2,356	52.0	183.9	4.80	307.7	21.7	
1999	88	3,652	4.02	166.9	2,379	52.1	187.5	5.17	354.4	25.0	
2000	87	3,424	3.83	150.7	2,294	50.9	170.2	4.88	320.9	21.1	
2001	77	2,894	3.61	135.6	2,252	53.2	200.9	5.03	336.4	23.0	
2002	83	3,369	3.91	158.9	2,038	52.0	165.6	4.98	324.4	22.9	
2003	69	2,806	4.98	202.6	1,995	51.9	200.1	5.79	402.7	27.3	
2004	69	2,686	3.92	152.4	2,027	55.3	206.1	5.25	358.3	26.4	
2005	74	2,988	3.89	157.2	2,123	52.3	203.1	5.44	360.3	27.1	
2006	78	2,833	4.27	155.1	2,098	57.3	184.2	5.37	339.3	23.9	
2007	89	3,508	4.75	187.5	2,508	57.3	208.7	5.86	396.2	29.1	
2008	91	3,346	4.24	155.9	3,135	58.6	251.4	5.72	407.4	31.7	
2009	92	3,345	4.32	156.9	2,908	59.2	230.1	5.69	387.0	29.2	
2010	89	3,119	3.98	139.3	2,989	57.5	228.8	5.24	368.1	27.0	
2011	94	3,455	3.98	146.3	2,969	57.6	216.6	5.30	361.9	28.4	
2012	94	3,548	3.99	150.7	3,094	58.2	224.7	5.31	375.4	29.0	
2013	72	3,966	4.59	180.4	3,392	57.9	248.0	5.88	428.4	32.3	
2014	89	5,532	4.65	190.6	4,149	56.7	224.5	5.79	415.1	31.9	
2015	76	4,976	4.82	190.4	3,669	56.6	196.0	5.63	386.4	28.7	
2016	76	4,909	4.15	165.9	4,442	57.0	259.8	5.77	425.7	31.8	
2017	77	4,923	4.15	167.9	4,058	55.4	233.5	5.58	401.5	29.0	
2018	74	4,802	4.12	162.2	4,430	58.1	262.6	5.64	424.8	30.4	
2019	87	5,069	3.85	143.4	5,043	61.1	273.5	5.60	418.0	30.0	

Bold indicates Southland Conference record low



Trace Mascorro, Sam Houston State

2013.....	Kade Harrington, Lamar
2014.....	P.J. Hall, Sam Houston State
2015.....	Jabari Butler, Abilene Christian
2016.....	Nathan Stewart, Sam Houston State
2017.....	Kierre Crossley, Central Arkansas
2018.....	Jon Copeland, UIW
2019.....	Tyler Hudson, Central Arkansas

Newcomer of the Year

1964-90.....	None selected
1991.....	Wendal Lowrey, ULM
1992.....	Terrance Brown, North Texas
1993.....	Irving Spikes, ULM
1994.....	Chad Reeves, McNeese
1995.....	Tim Denton, Sam Houston State
1996.....	John Emery, Nicholls
1997.....	Ronnie Powell, Northwestern State
1998.....	Spergon Wynn, Texas State
1999.....	Chris Chaloupka, Sam Houston State
2000.....	Demontray Carter, Troy
2001.....	Craig Nall, Northwestern State
2002.....	Roderick Royal, McNeese
2003.....	Jamall Johnson, Northwestern State
2004.....	Fred Evans, Texas State
2005.....	Joseph Tobias, Nicholls
2006.....	Kareem Moore, Nicholls
2007.....	Lardarius Webb, Nicholls
2008.....	Duane Brooks, Stephen F. Austin
2009.....	Andre Banks, Stephen F. Austin
2010.....	Andre Anderson, McNeese
2011.....	Willie Jefferson, Stephen F. Austin
2012.....	Kevin Johnson, Lamar
2013.....	Zach Adkins, Northwestern State
2014.....	Zach Conque, Stephen F. Austin
2015.....	Myke Tavarres, UIW
2016.....	James Tabary, McNeese
2017.....	Lorenzo Nunez, Southeastern Louisiana
2018.....	Jordan Hoy, Lamar
.....	Billy McCrary, Abilene Christian
2019.....	Trace Mascorro, Sam Houston State



Rushing Offense

Year	School	GAvg.
1964	Abilene Christian	212.3
1965	Abilene Christian	208.0
1966	UT Arlington	163.2
1967	Lamar	183.4
1968	Arkansas State	169.5
1969	Arkansas State	215.9
1970	Arkansas State	224.9
1971	Trinity	209.0
1972	Arkansas State	229.5
1973	Arkansas State	264.8
1974	Arkansas State	215.3
1975	Arkansas State	340.5
1976	UT Arlington	286.6
1977	UT Arlington	245.0
1978	UT Arlington	306.3
1979	UT Arlington	301.4
1980	McNeese	297.7
1981	McNeese	281.0
1982	Arkansas State	252.9
1983	Arkansas State	250.7
1984	Arkansas State	279.5
1985	Arkansas State	260.9
1986	Arkansas State	296.3
1987	Sam Houston State	243.9
1988	Northwestern State	198.8
1989	McNeese	207.6
1990	Texas State	278.2
1991	Texas State	287.8
1992	Texas State	252.9
1993	Stephen F. Austin	256.9
1994	Nicholls	258.0
1995	Stephen F. Austin	212.6
1996	Troy	256.2
1997	Stephen F. Austin	195.3
1998	Northwestern State	184.4
1999	Stephen F. Austin	231.5
2000	Jacksonville State	193.9
2001	Jacksonville State	226.5
2002	Nicholls	253.0
2003	Nicholls	312.6
2004	Nicholls	249.3
2005	Nicholls	364.8
2006	Nicholls	233.9
2007	Nicholls	266.4
2008	McNeese	228.3
2009	McNeese	218.0
2010	Sam Houston State	186.5
2011	Sam Houston State	255.9
2012	Sam Houston State	268.3
2013	Sam Houston State	265.0
2014	Sam Houston State	241.6
2015	Lamar	266.8
2016	Northwestern State	190.5
2017	Southeastern La.	283.1
2018	Nicholls	246.8
2019	Nicholls	196.1

Passing Offense

Year	School	GAvg.
1964	Trinity	125.3
1965	UT Arlington	170.3
1966	Lamar	163.6
1967	UT Arlington	174.4
1968	Abilene Christian	273.8
1969	Abilene Christian	274.3
1970	Abilene Christian	267.0
1971	Louisiana Tech	218.0
1972	Abilene Christian	197.2
1973	Louisiana Tech	170.5
1974	Louisiana Tech	159.9
1975	Louisiana Tech	222.6
1976	Louisiana Tech	245.2
1977	Louisiana Tech	232.0
1978	Louisiana Tech	185.0
1979	Lamar	248.1
1980	Louisiana Tech	201.9
1981	Lamar	217.6
1982	Louisiana Tech	276.8
1983	Louisiana Tech	209.8
1984	Louisiana Tech	185.6
1985	ULM	262.9
1986	ULM	227.4
1987	ULM	286.6
1988	North Texas	230.0
1989	Stephen F. Austin	362.4
1990	ULM	207.5
1991	ULM	220.5
1992	ULM	249.8
1993	ULM	283.1
1994	North Texas	268.6
1995	Texas State	248.1
1996	McNeese	228.8
1997	Jacksonville State	263.3
1998	Nicholls	215.8
1999	Sam Houston State	296.5
2000	Sam Houston State	212.9
2001	Sam Houston State	280.1
2002	Stephen F. Austin	222.0
2003	Texas State	260.8
2004	Sam Houston State	358.5
2005	Stephen F. Austin	283.5
2006	Texas State	201.4
2007	Central Arkansas	293.0
2008	Stephen F. Austin	345.8
2009	Stephen F. Austin	343.7
2010	Stephen F. Austin	362.2
2011	Stephen F. Austin	318.8
2012	Stephen F. Austin	385.5
2013	Stephen F. Austin	389.0
2014	Lamar	314.3
2015	Sam Houston State	277.2
2016	Sam Houston State	368.3
2017	Sam Houston State	362.7
2018	UIW	322.7
2019	Southeastern Louisiana	354.4

Total Offense

Year	School	GAvg.
1964	Abilene Christian	292.3
1965	Lamar	317.6
1966	Arkansas State	299.8
1967	Lamar	355.3
1968	Abilene Christian	378.0
1969	Abilene Christian	380.4
1970	Abilene Christian	267.0
1971	Louisiana Tech	411.1
1972	Louisiana Tech	362.6
1973	Louisiana Tech	395.8
1974	Louisiana Tech	370.0
1975	Louisiana Tech	399.4
1976	Louisiana Tech	414.5
1977	Louisiana Tech	385.7
1978	UT Arlington	391.0
1979	UT Arlington	391.3
1980	McNeese	379.6
1981	McNeese	401.2
1982	ULM	392.3
1983	ULM	366.8
1984	Arkansas State	359.9
1985	ULM	381.2
1986	Arkansas State	378.9
1987	Sam Houston State	445.8
1988	Northwestern State	401.4
1989	Stephen F. Austin	487.1
1990	Texas State	361.2
1991	Texas State	381.4
1992	ULM	453.2
1993	ULM	472.8
1994	North Texas	392.8
1995	Stephen F. Austin	404.5
1996	Northwestern State	400.5
1997	Stephen F. Austin	408.1
1998	Northwestern State	380.5
1999	Sam Houston State	420.9
2000	McNeese	387.9
2001	Sam Houston State	437.4
2002	Stephen F. Austin	388.6
2003	Texas State	443.4
2004	Sam Houston State	471.4
2005	Texas State	439.1
2006	Texas State	351.6
2007	Central Arkansas	452.2
2008	McNeese	464.1
2009	Stephen F. Austin	296.3
2010	Stephen F. Austin	442.9
2011	Stephen F. Austin	439.4
2012	Stephen F. Austin	504.5
2013	Stephen F. Austin	572.0
2014	Lamar	503.0
2015	Sam Houston State	531.7
2016	Sam Houston State	547.3
2017	Sam Houston State	538.1
2018	UIW	483.2
2019	Southeastern Louisiana	484.8



YEARLY LEADERS

HISTORY & RECORDS

Scoring Offense

Year	School	GAvg.
1964	Abilene Christian	16.7
1965	Abilene Christian	21.8
1966	Arkansas State	24.7
1967	Lamar	24.8
1968	UT Arlington	26.4
1969	Abilene Christian	31.7
1970	Abilene Christian	33.3
1971	Louisiana Tech	27.4
1972	Louisiana Tech	27.1
1973	Louisiana Tech	26.5
1974	Louisiana Tech	29.4
1975	Arkansas State	32.3
1976	Louisiana Tech	30.5
1977	Louisiana Tech	25.5
1978	McNeese	25.0
1979	UT Arlington	31.1
1980	McNeese	27.6
1981	McNeese	28.7
1982	ULM	28.5
1983	North Texas	23.5
1984	Arkansas State	26.9
1985	Arkansas State	26.3
1986	Arkansas State	27.6
1987	Sam Houston State	35.6
1988	Northwestern State	30.2
1989	Stephen F. Austin	36.4
1990	Texas State	24.4
1991	Texas State	27.9
1992	ULM	35.3
1993	ULM	39.2
1994	North Texas	29.4
1995	Stephen F. Austin	31.7
1996	Troy	33.4
1997	McNeese	30.0
1998	McNeese	33.5
1999	Stephen F. Austin	35.4
2000	McNeese	27.3
	Troy	27.3
2001	Sam Houston State	37.5
2002	McNeese	31.9
2003	Nicholls	35.4
2004	Sam Houston State	37.0
2005	Texas State	37.0
2006	McNeese	25.2
2007	McNeese	35.2
2008	Central Arkansas	37.5
	McNeese	37.5
2009	McNeese	35.0
2010	Stephen F. Austin	36.2
2011	Sam Houston State	36.9
2012	Sam Houston State	40.0
2013	Sam Houston State	41.1
2014	Central Arkansas	40.7
2015	Sam Houston State	41.1
2016	Sam Houston State	49.5
2017	Sam Houston State	43.3
2018	UIW	32.5
2019	Southeastern Louisiana	36.6

Rushing Defense

Year	School	GAvg.
1964	UT Arlington	144.9
1965	UT Arlington	87.7
1966	Trinity	105.5
1967	Trinity	61.2
1968	Arkansas State	105.8
1969	Arkansas State	106.0
1970	Arkansas State	117.5
1971	Louisiana Tech	105.4
1972	Louisiana Tech	128.5
1973	Louisiana Tech	109.7
1974	Arkansas State	110.1
1975	Arkansas State	101.4
1976	McNeese	164.2
1977	Louisiana Tech	106.1
1978	Arkansas State	144.3
1979	UT Arlington	110.3
1980	McNeese	119.5
1981	Arkansas State	123.5
1982	ULM	124.1
1983	ULM	109.8
1984	Arkansas State	78.5
1985	Arkansas State	96.3
1986	Arkansas State	108.8
1987	Sam Houston State	111.8
1988	Stephen F. Austin	83.6
1989	Stephen F. Austin	89.5
1990	Texas State	134.7
1991	McNeese	99.0
1992	McNeese	111.8
1993	McNeese	90.5
1994	Stephen F. Austin	91.0
1995	McNeese	60.9
1996	Troy	130.5
1997	Troy	96.2
1998	McNeese	93.1
1999	Troy	97.3
2000	McNeese	98.5
2001	McNeese	84.7
2002	Northwestern State	99.4
2003	Northwestern State	112.4
2004	Northwestern State	94.0
2005	Nicholls	120.0
2006	Northwestern State	119.9
2007	McNeese	153.2
2008	McNeese	118.9
2009	Central Arkansas	100.2
2010	Sam Houston State	100.1
2011	Sam Houston State	72.9
2012	Sam Houston State	98.5
2013	Sam Houston State	143.2
2014	McNeese	112.5
2015	McNeese	87.4
2016	Central Arkansas	72.8
2017	McNeese	54.5
2018	Nicholls	105.4
2019	Sam Houston State	69.9

Passing Defense

Year	School	GAvg.
1964	Arkansas State	64.6
1965	Arkansas State	66.0
1966	Trinity	89.2
1967	Arkansas State	111.6
1968	Trinity	168.9
1969	Abilene Christian	136.9
1970	Abilene Christian	126.5
1971	UT Arlington	102.9
1972	UL Lafayette	88.0
1973	Louisiana Tech	74.3
1974	Louisiana Tech	96.7
1975	Lamar	101.2
1976	Lamar	78.9
1977	UL Lafayette	109.2
1978	Arkansas State	95.8
1979	UL Lafayette	100.9
1980	Louisiana Tech	120.8
1981	UL Lafayette	127.4
1982	Arkansas State	160.5
1983	Louisiana Tech	111.4
1984	Louisiana Tech	105.5
1985	McNeese	149.3
1986	ULM	131.5
1987	Northwestern State	133.6
1988	McNeese	127.3
1989	Northwestern State	164.0
1990	Sam Houston State	138.6
1991	ULM	113.8
1992	Northwestern State	150.8
1993	McNeese	85.5
1994	Nicholls	118.8
1995	Texas State	169.0
1996	Stephen F. Austin	127.7
1997	McNeese	146.5
1998	McNeese	144.7
1999	Texas State	146.5
2000	Sam Houston State	121.1
2001	McNeese	168.9
2002	Stephen F. Austin	144.0
2003	Northwestern State	175.2
2004	Northwestern State	180.7
2005	Texas State	177.6
2006	Nicholls	148.9
2007	Central Arkansas	185.2
2008	Northwestern State	229.5
2009	Central Arkansas	197.8
2010	Central Arkansas	204.2
2011	Stephen F. Austin	177.3
2012	Lamar	199.8
2013	Lamar	197.6
2014	Southeastern Louisiana	178.1
2015	Nicholls	178.2
2016	Lamar	189.3
2017	Abilene Christian	195.6
2018	Sam Houston State	219.5
2019	Northwestern State	255.9



Total Defense

Year	School	GAvg.
1964	Arkansas State	195.1
1965	Arkansas State	225.0
1966	Trinity	194.8
1967	Trinity	207.4
1968	Arkansas State	275.5
1969	Arkansas State	309.0
1970	Arkansas State	270.0
1971	Louisiana Tech	272.3
1972	Louisiana Tech	236.1
1973	Louisiana Tech	184.0
1974	Arkansas State	234.5
1975	Arkansas State	215.7
1976	McNeese	255.2
1977	Louisiana Tech	220.1
1978	Arkansas State	240.1
1979	UT Arlington	259.4
1980	UL Lafayette	294.6
1981	Arkansas State	271.0
1982	ULM	326.4
1983	ULM	238.1
1984	Louisiana Tech	233.5
1985	Arkansas State	258.8
1986	ULM	281.5
1987	ULM	303.8
1988	Stephen F. Austin	233.8
1989	Northwestern State	321.3
1990	Sam Houston State	279.2
1991	McNeese	242.4
1992	ULM	319.3
1993	McNeese	249.5
1994	McNeese	259.5
1995	McNeese	272.1
1996	Nicholls	278.0
1997	McNeese	245.3
1998	McNeese	227.2
1999	Texas State	271.1
2000	McNeese	261.3
2001	McNeese	253.6
2002	Northwestern State	276.6
2003	Northwestern State	287.3
2004	Northwestern State	274.7
2005	Nicholls	308.6
2006	Northwestern State	299.4
2007	Nicholls	352.5
2008	McNeese	350.8
2009	Central Arkansas	298.0
2010	McNeese	343.0
2011	Sam Houston State	279.9
2012	Sam Houston State	333.5
2013	Southeastern Louisiana	386.0
2014	Southeastern Louisiana	293.2
2015	McNeese	300.2
2016	Central Arkansas	336.3
2017	McNeese	262.5
2018	Nicholls	337.7
2019	Sam Houston State	330.0

Scoring Defense

Year	School	GAvg.
1964	Arkansas State	7.3
1965	Arkansas State	11.9
1966	Arkansas State	12.1
1967	Arkansas State	12.9
1968	Trinity	14.6
1969	Arkansas State	14.0
1970	Arkansas State	11.3
1971	UL Lafayette	15.2
1972	UL Lafayette	11.3
1973	Louisiana Tech	5.9
1974	Louisiana Tech	10.3
1975	Arkansas State	7.4
1976	UL Lafayette	13.5
1977	Louisiana Tech	12.1
1978	Arkansas State	13.1
1979	McNeese	9.8
1980	McNeese	12.5
1981	Arkansas State	14.5
1982	Louisiana Tech	14.3
1983	North Texas	10.6
1984	Louisiana Tech	12.0
1985	McNeese	11.5
1986	Arkansas State	11.9
1987	Stephen F. Austin	16.6
1988	Stephen F. Austin	10.1
1989	Northwestern State	17.9
1990	Sam Houston State	17.0
1991	McNeese	12.2
1992	Texas State	17.3
1993	McNeese	15.5
1994	McNeese	15.9
1995	McNeese	8.9
1996	Troy	14.0
1997	McNeese	10.5
1998	McNeese	12.4
1999	Troy	18.2
2000	Troy	14.5
2001	McNeese	17.5
2002	Nicholls	17.7
2003	Stephen F. Austin	20.9
2004	Stephen F. Austin	23.3
2005	Texas State	20.3
2006	Nicholls	20.7
2007	McNeese	18.3
2008	Central Arkansas	25.7
2009	Central Arkansas	17.1
2010	Central Arkansas	21.2
2011	Sam Houston State	14.9
2012	McNeese	21.2
2013	Southeastern Louisiana	22.7
2014	Southeastern Louisiana	17.7
2015	McNeese	13.2
2016	Central Arkansas	21.7
2017	McNeese	17.1
2018	Nicholls	21.8
2019	Sam Houston State	17.8



YEARLY INDIVIDUAL STAT LEADERS

HISTORY & RECORDS

Rushing Yards Per Game

Year	Name, School	Car.	Yds.	Avg.	GAvg.
1964	Dennis Hagaman, ACU	111	487	4.3	48.7
1965	Jacky Roland, ACU	111	598	5.4	66.5
1966	Tery Gwin, ASU	135	607	4.5	67.5
1967	Tom Smiley, LU	174	890	5.1	89.0
1968	Frank McGuigan, ASU	269	1,220	4.5	122.0
1969	Calvin Harrell, ASU	205	841	4.1	105.2
1970	Calvin Harrell, ASU	232	1,131	4.8	125.7
1971	Calvin Harrell, ASU	216	961	4.5	106.8
1972	Enos Hicks, MCN	154	906	5.9	90.6
1973	David Mitchell, ASU	191	968	5.1	96.8
1974	Willie Harris, ASU	150	654	4.4	81.8
1975	Dennis Bolden, ASU	186	1,191	6.4	108.3
1976	Derrick Jensen, UTA	233	1,266	5.9	115.1
1977	Derrick Jensen, UTA	233	1,119	4.8	101.7
1978	Larry Lawrence, ASU	254	1,039	4.1	94.5
1979	Artie Shankle, MCN	202	853	4.2	94.7
1980	Theron McClendon, MCN	237	1,175	5.0	106.8
1981	Buford Jordan, MCN	205	1,267	6.2	115.2
1982	Scotty Caldwell, UTA	212	1,216	5.7	110.5
1983	Buford Jordan, MCN	211	1,007	4.8	125.9
1984	Scotty Caldwell, UTA	231	929	4.0	92.9
1985	Burton Murchison, LU	265	1,547	5.8	140.6
1986	Tony Citizen, MCN	197	1,088	5.5	98.9
1987	Luther Turner, SHSU	225	1,085	4.8	98.6
1988	Bill Jones, TXST	207	876	4.2	79.6
1989	Larry Centers, SFA	245	1,165	4.8	105.9
1990	Reggie Rivers, TXST	215	1,145	5.3	105.9
1991	Roosevelt Potts, ULM	239	1,103	4.6	100.3
1992	Greg Robinson, ULM	159	1,011	6.4	91.9
1993	Irving Spikes, ULM	246	1,563	6.4	142.1
1994	Donald Wilkerson, TXST	302	1,569	5.2	142.6
1995	Clarence Matthews, NSU	230	1,384	6.0	125.8
1996	Claude Mathis, TXST	294	1,593	5.4	144.8
1997	Claude Mathis, TXST	311	1,595	5.1	145.0
1998	Jessie Burton, MCN	197	1,037	5.3	115.2
1999	Tony Taylor, NSU	263	1,441	5.5	131.0
2000	Tony Taylor, NSU	302	1,506	5.0	136.9
2001	Rondy Rogers, JSU	212	1,417	6.7	128.8
2002	Lee Davis, TXST	173	778	4.6	78.8
2003	Vick King, MCN	210	1,240	5.9	112.7
2004	Derrick Johnese, NSU	153	1,094	7.2	91.2
2005	Barrick Nealy, TXST	159	1,057	6.6	75.5
2006	D.D. Terry, SHSU	215	1,328	6.2	132.8
2007	Byron Lawrence, NSU	246	1,377	5.6	125.2
2008	Toddrick Pendland, MCN	219	1,431	6.5	130.1
2009	Brent Grimes, UCA	200	1,222	6.1	101.8
2010	Timothy Flanders, SHSU	172	948	5.5	94.8
2011	Timothy Flanders, SHSU	298	1,644	5.5	109.6
2012	Timothy Flanders, SHSU	288	1,642	5.7	109.5
2013	Timothy Flanders, SHSU	241	1,430	5.9	102.1
2014	Gus Johnson, SFA	256	1,683	6.6	129.5
2015	Kade Harrington, LU	266	2,092	7.9	190.2
2016	Kade Harrington, LU	124	636	5.1	90.9
2017	Corey Avery, SHSU	186	1,110	6.0	79.3
2018	Ra'Quanne Dickens, UIW	177	1,117	6.3	101.5
2019	Dreshawn Minnieweather, HBU	105	723	6.9	90.4

Total Passing Yards

Year	Name, School	Att.-Cmp.-Int.	TD	Yds.
1964	Les Obie, TU	174-91-4	7	937
1965	Les Obie, TU	269-130-19	8	1,434
1966	Phil Primm, LU	202-102-9	16	1,549
1967	Randy McCollum, LU	232-115-8	14	1,533
1968	Jim Lindsey, ACU	396-204-19	18	2,717
1969	Jim Lindsey, ACU	391-207-19	19	2,686
1970	Jim Lindsey, ACU	369-198-20	22	2,707
1971	Ken Lantrip, LTU	221-119-12	13	2,105
1972	Clint Longley, ACU	332-161-21	9	2,062
1973	Denny Duron, LTU	199-93-8	13	1,607
1974	Barry Pollard, ULL	169-75-13	4	848
1975	Steve Haynes, LTU	104-66-6	9	1,066
1976	Steve Haynes, LTU	216-120-11	16	1,981
1977	Keith Thibodeaux, LTU	260-137-17	9	2,384
1978	Larry Haynes, LU	184-92-11	8	1,261
1979	Larry Haynes, LU	398-231-18	21	2,637
1980	Matt Dunigan, LTU	313-149-13	9	1,939
1981	Fred Hessen, LU	366-180-16	14	2,108
1982	John Holman, ULM	462-218-16	20	2,964
1983	David Brewer, LTU	329-161-21	9	1,848
1984	Don Richards, MCN	217-112-9	2	1,449
1985	Bubby Brister, ULM	342-191-14	17	2,880
1986	Scott Dieterich, MCN	279-141-11	9	2,031
1987	Stan Humphries, ULM	338-176-15	18	2,622
1988	Scott Davis, UNT	270-158-15	12	2,409
1989	Todd Hammel, SFA	401-238-13	34	3,915
1990	Doug Pederson, ULM	341-190-14	9	2,152
1991	Eric Acheson, MCN	195-83-11	1	975
1992	Wendal Lowrey, ULM	227-147-9	16	2,190
1993	Robert Cobb, ULM	345-197-8	29	3,008
1994	Mitch Maher, UNT	319-202-12	25	2,840
1995	David Williams, TXST	349-187-13	18	2,395
1996	Tim Leger, MCN	288-143-18	15	2,361
1997	Blake Prejean, MCN	266-161-9	13	2,420
1998	Brad Zeller, NICH	370-202-12	13	2,367
1999	Chris Chaloupka, SHSU	271-168-13	21	2,503
2000	Slade Nagle, MCN	285-160-18	15	1,983
2001	Josh McCown, SHSU	341-210-8	29	2,884
2002	Scott Pendarvis, MCN	289-163-6	11	2,050
2003	Barrick Nealy, TXST	473-240-17	21	2,608
2004	Dustin Long, SHSU	531-333-18	39	3,277
2005	Barrick Nealy, TXST	363-208-9	21	2,875
2006	Danny Southall, SFA	294-169-4	8	1,877
2007	Nathan Brown, UCA	377-256-10	26	3,084
2008	Jeremy Moses, SFA	598-352-20	41	4,026
2009	Jeremy Moses, SFA	566-385-21	40	4,124
2010	Jeremy Moses, SFA	500-336-7	34	3,998
2011	Nathan Dick, UCA	402-258-9	32	3,275
2012	Brady Attaway, SFA	570-334-21	29	3,671
2013	Brady Attaway, SFA	584-349-21	32	4,268
2014	Caleb Berry, LU	459-269-13	33	3,709
2015	Trent Brittain, UIW	352-183-13	9	2,254
2016	Jeremiah Briscoe, SHSU	503-315-10	57	4,602
2017	Jeremiah Briscoe, SHSU	579-335-16	45	5,003
2018	Chason Virgil, SLU	417-248-13	17	3,034
2019	Bailey Zappe, HBU	560-357-15	35	3,811

YEARLY INDIVIDUAL STAT LEADERS



Total Offense

Year	Name, School	TP	Rush	Pass	Yds.
1964	Les Obie, TU	205	47	937	984
1965	Les Obie, TU	342	155	1,434	1,589
1966	Phil Primm, LU	276	211	1,549	1,760
1967	Mike Baylor, UTA	307	177	1,384	1,561
1968	Jim Lindsey, ACU	515	23	2,717	2,740
1969	Jim Lindsey, ACU	450	-40	2,686	2,646
1970	Jim Lindsey, ACU	440	-15	2,707	2,654
1971	Ken Lantrip, LTU	323	128	2,105	2,233
1972	Clint Longley, ACU	409	160	2,062	2,222
1973	Denny Duron, LTU	260	56	1,607	1,663
1974	Johnnie Thibodeaux, MCN	268	319	1,221	1,540
1975	Roy Henry, ULL	230	301	1,135	1,436
1976	Steve Haynes, LTU	259	-112	1,981	1,869
1977	Keith Thibodeaux, LTU	340	-59	2,384	2,325
1978	Roy Dewalt, UTA	316	841	870	1,711
1979	Larry Haynes, LU	449	-221	2,637	2,416
1980	Matt Dunigan, LTU	430	-73	1,939	1,866
1981	Matt Dunigan, LTU	425	54	1,898	1,952
1982	Matt Dunigan, LTU	527	113	2,843	2,964
1983	Tim Langford, ASU	341	573	1,156	1,729
1984	Don Richards, MCN	330	158	1,449	1,607
1985	Bubby Brister, ULM	425	-176	2,880	2,704
1986	Scott Dieterich, MCN	344	-34	2,031	1,997
1987	Stan Humphries, ULM	414	146	2,622	2,768
1988	Scott Davis, UNT	434	439	2,409	2,848
1989	Todd Hammel, SFA	487	-92	3,915	3,823
1990	Scott Davis, UNT	462	643	1,550	2,193
1991	Gilbert Price, TXST	391	837	954	1,791
1992	Mitch Maher, UNT	386	167	2,090	2,257
1993	Robert Cobb, ULM	373	-43	3,008	2,965
1994	Mitch Maher, UNT	398	175	3,015	3,190
1995	David Williams, TXST	390	-9	2,395	2,386
1996	Tim Leger, MCN	407	187	2,361	2,548
1997	Montressa Kirby, JSU	490	101	2,816	2,917
1998	Brad Zeller, NICH	509	582	2,367	2,949
1999	Chris Chaloupka, SHSU	301	36	2,503	2,539
2000	Slade Nagle, MCN	298	-25	1,983	1,958
2001	Josh McCown, SHSU	431	354	2,884	3,238
2002	Scott Pendarvis, MCN	354	-65	2,050	1,985
2003	Barrick Nealy, TXST	606	261	3,129	3,390
2004	Dustin Long, SHSU	576	-12	4,588	4,576
2005	Barrick Nealy, TXST	522	1,057	2,875	3,932
2006	Danny Southall, SFA	403	418	1,877	2,295
2007	Nathan Brown, UCA	438	132	2,084	3,216
2008	Rhett Bomar, SHSU	517	187	3,355	3,542
2009	Jeremy Moses, SFA	617	37	4,161	4,124
2010	Jeremy Moses, SFA	566	-68	3,998	3,930
2011	Nathan Dick, UCA	461	108	3,275	3,383
2012	Brady Attaway, SFA	590	-153	3,671	3,518
2013	Brady Attaway, SFA	600	-58	4,268	4,210
2014	Caleb Berry, LU	555	226	3,709	3,935
2015	Trent Brittain, UIW	443	407	2,254	2,661
2016	Jeremiah Briscoe, SHSU	348	-53	4,602	4,549
2017	Jeremiah Briscoe, SHSU	606	-6	5,003	4,997
2018	Chase Fourcade, NICH	504	659	2,930	3,589
2019	Bailey Zappe, HBU	613	0	3,811	3,811

Receiving Yards

Year	Name, School	Rec.	Yds.	TD	CPG
1964	Johnnie Jones, TU	36	358	2	3.6
1965	Truman Franks, TU	73	765	3	7.3
1966	Jackie Hall, TU	40	405	0	4.4
1967	Gerald Jumper, ASU	47	727	0	5.2
1968	Bill Lockey, ACU	66	982	9	6.6
1969	Ronnie Vinson, ACU	82	1,214	9	8.2
1970	Ronnie Vinson, ACU	60	1,042	9	5.5
1971	Bill Hodge, TU	50	740	4	5.0
1972	Roger Carr, LTU	40	1,018	5	3.6
1973	Joe Browser, LU	38	545	3	3.8
1974	Pat Tilley, LTU	29	497	4	3.6
1975	Pat Tilley, LTU	53	926	6	5.3
1976	Billy Ryckman, LTU	77	1,382	10	7.0
1977	Rod Foppe, LTU	59	1,274	5	5.4
1978	Scooter Spruiell, LTU	37	642	4	4.1
1979	Howard Robinson, LU	59	842	12	5.4
1980	Sam Choice, LU	34	579	4	3.1
	Alfred Mask, LU	34	368	3	3.1
	Leland Padgett, LTU	34	547	2	3.1
1981	Herbert Harris, LU	61	911	7	5.6
1982	Tag Rome, ULM	46	604	4	4.2
1983	Karl Terrebonne, LTU	43	523	1	3.9
1984	Joey Evans, ULM	47	672	4	4.3
1985	Keith Arbon, UTA	54	860	3	4.9
1986	Flip Johnson, MCN	62	939	7	5.6
1987	Eric Tennessee, TXST	49	749	4	4.9
1988	Jackie Harris, ULM	43	512	2	6.1
1989	Cisco Richard, ULM	61	481	1	5.6
1990	Eric Wright, SFA	47	713	10	5.2
1991	Eric Cox, ULM	49	535	0	4.5
1992	Vincent Brisby, ULM	56	1,050	9	5.6
1993	Blake Vincent, SHSU	46	643	1	4.2
1994	David Brown, UNT	63	977	11	5.7
1995	Terence Davis, MCN	46	890	13	4.2
1996	Michael Pearce, SFA	53	620	1	4.8
1997	Ronald Bonner, SHSU	61	1,005	8	5.6
1998	Matt Dominguez, SHSU	57	805	6	5.2
1999	Matt Dominguez, SHSU	66	1,156	13	6.0
2000	Matt Dominguez, SHSU	44	495	4	4.4
2001	Jonathon Cooper, SHSU	78	1,304	17	7.1
2002	Jason Mathenia, SHSU	52	749	2	4.7
2003	B.J. Sams, MCN	63	889	7	5.3
2004	Jarrold Fuller, SHSU	99	1,383	8	7.1
2005	Markee White, TXST	56	786	5	4.3
2006	Crawford Kilpatrick, SLU	47	391	3	4.3
2007	Cameron Luke, TXST	60	1,035	12	5.4
2008	Duane Brooks, SFA	68	863	4	6.8
2009	Duane Brooks, SFA	117	1,070	6	9.0
2010	Cordell Roberson, SFA	61	1,011	16	5.1
2011	J.J. Hayes, LU	53	951	8	4.8
2012	Cordell Roberson, SFA	77	1,006	10	8.6
2013	Tyler Boyd, SFA	79	1,183	8	6.6
2014	Mark Roberts, LU	46	1,157	13	3.8
2015	Desmond Smith, UCA	67	817	2	6.1
2016	Yedidiah Louis, SHSU	76	1,152	14	15.2
2017	Nathan Stewart, SHSU	72	1,648	14	5.1
2018	Jazz Ferguson, NSU	66	1,117	13	6.0
2019	Ben Ratzlaff, HBU	87	1,139	12	7.3



YEARLY INDIVIDUAL STAT LEADERS

HISTORY & RECORDS

All-Purpose Yards

Year	Name, School	Rush	Rcv.	Ret.	Yds.
1978	Larry Lawrence, ASU	1,039	151	16	1,206
1979	Rodney Smith, ULL	782	156	576	1,514
1980	Theron McClendon, MCN	1,175	84	89	1,348
1981	Buford Jordan, MCN	1,267	106	234	1,607
1982	Scotty Caldwell, UTA	1,216	336	0	1,552
1983	Bobby Craighhead, ULM	982	127	449	1,558
1984	Simon Jordan, MCN	1,020	186	0	1,206
1985	Burton Murchison, LU	1,547	40	0	1,587
1986	Flip Johnson, MCN	74	939	682	1,695
1987	Jeff Steele, ULM	196	397	761	1,354
1988	Jeff Steele, ULM	114	188	1,013	1,315
1989	Larry Centers, SFA	1,165	630	22	1,817
1990	Reggie Rivers, TXST	1,145	89	374	1,608
1991	Roosevelt Potts, ULM	1,103	171	0	1,274
1992	Roosevelt Potts, ULM	1,004	262	0	1,266
1993	Irving Spikes, ULM	1,563	150	0	1,713
1994	Donald Wilkerson, TXST	1,569	131	348	2,048
1995	Clarence Matthews, NSU	1,384	194	699	2,277
1996	Claude Mathis, TXST	1,593	80	178	1,851
1997	Claude Mathis, TXST	1,595	42	162	1,799
1998	Jessie Burton, MCN	1,037	145	55	1,237
1999	KaRon Coleman, SFA	929	219	489	1,637
2000	Tony Taylor, NSU	1,506	122	141	1,769
2001	Rondy Rogers, JSU	1,417	186	0	1,603
2002	Tony Tompkins, SFA	688	255	852	1,795
2003	B.J. Sams, MCN	299	889	815	2,003
2004	Tony Tompkins, SFA	66	821	656	1,543
2005	Barrick Nealy, TXST	1,057	31	0	1,088
2006	D.D. Terry, SHSU	1,328	237	0	1,565
2007	Jay Lucas, SLU	1,239	485	0	1,724
2008	Karrington Bush, TXST	1,065	210	1,055	2,330
2009	Vincent Pervis, SFA	919	177	455	1,551
2010	Gralyn Crawford, SFA	5	981	286	2,207
2011	Timothy Flanders, SHSU	1,644	414	0	2,058
2012	Trey Diller, SHSU	62	927	882	1,871
2013	Diontae Spencer, MCN	55	835	1,005	1,895
2014	Ed Eagan, NSU	7	908	1,254	2,169
2015	Kade Harrington, LU	2,092	213	39	2,344
2016	Jatavious Wilson, UCA	97	891	619	1,607
2017	Nathan Stewart, SHSU	3	1,648	135	1,786
2018	Juwan Petit-Frere, SLU	150	796	471	1,417
2019	Julien Gums, NICH	1,232	164	0	1,396

All-Purpose Running statistics were not compiled prior to the 1978 season.

Scoring

Year	Name, School	TD	XP	FG	Pts.
1964	Obert Logan, TU	11	0	0	66
1965	Darrell LaFitte, LU	7	2	0	44
1966	Steve Gankiewicz, ASU	13	0	0	78
1967	Steve Gankiewicz, ASU	9	0	0	54
1968	Frank McGuigan, ASU	15	2	0	92
1969	Ronnie Vinson, ACU	9	2	0	56
	Skipper Butler, UTA	0	23	11	56
1970	Don Harr, ACU	13	0	0	78
	Calvin Harrell, ASU	13	0	0	78
1971	Charles McDaniel, LTU	17	2	0	104
1972	Glenn Berteau, LTU	11	2	0	68
1973	Steve Burks, ASU	18	2	0	110
1974	Charles McDaniel, LTU	15	0	0	90
1975	David Hines, ASU	17	0	0	102
1976	Arry Moody, LTU	17	4	0	106
1977	John Roveto, ULL	0	24	19	81
1978	George Yates, LTU	10	0	0	60
1979	Brian Happel, UTA	0	40	12	76
1980	Don Stump, MCN	0	33	9	60
1981	Buford Jordan, MCN	18	2	0	110
1982	Scotty Caldwell, UTA	13	2	0	80
1983	Tony Whittington, MCN	0	19	17	70
1984	Rickey Jemison, ASU	11	0	0	66
1985	George Benyola, LTU	0	23	24	95
1986	Scott Roper, ASU	0	33	21	96
1987	Luther Turner, SHSU	20	0	0	120
1988	Keith Chapman, UNT	0	37	19	94
1989	Tony Citizen, MCN	15	2	0	92
1990	Eric Wright, SFA	10	4	0	64
1991	Todd Scott, TXST	12	0	0	72
1992	Greg Robinson, ULM	14	0	0	84
1993	Jose Larios, MCN	0	32	22	98
1994	Jose Larios, MCN	0	30	13	69
1995	Clarence Matthews, NSU	13	0	0	78
	Terence Davis, MCN	13	0	0	78
1996	Claude Mathis, TXST	17	0	0	102
1997	Shonz LaFrenz, MCN	0	37	17	88
1998	Jessie Burton, MCN	19	0	0	114
1999	KaRon Coleman, SFA	16	2	0	98
2000	Lawrence Tynes, TROY	0	36	16	84
2001	Jonathon Cooper, SHSU	17	0	0	102
2002	John Marino, MCN	0	52	14	94
2003	John Marino, MCN	0	45	16	93
2004	Lance Garner, SHSU	0	57	16	105
2005	Broderick Cole, NICH	13	0	0	78
2006	D.D. Terry, SHSU	16	0	0	98
2007	Jay Lucas, SLU	15	0	0	90
2008	Brent Grimes, UCA	21	0	0	126
2009	Toddrick Pendland, MCN	19	0	0	118
2010	Cordell Roberson, SFA	16	2	0	98
2011	Timothy Flanders, SHSU	24	0	0	144
2012	Miguel Antonio, SHSU	0	73	20	133
2013	Seth Sebastian, SLU	0	66	16	114
2014	Gus Johnson, SFA	23	0	0	138
2015	Kade Harrington, LU	23	0	0	138
2016	Luc Swimberghe, SHSU	0	82	4	94
2017	Tre Honshtein, SHSU	0	66	22	132
2018	Lorran Fonseca, NICH	0	48	16	96
2019	Tracy James, ACU	21	0	0	126



Jim Lindsey, Abilene Christian

1964

First Team – Quarterback: Lee Obie, TU. Backs: Obert Logan, TU; Dennis Hagaman, ACU; Mike Love, ACU. Ends: Bill Pagano, ASU; Johnny Jones, TU; Linemen: Larry Cox, ACU; Jack Hall, UTA; Anthony Gillory, LU; Dan Summers, ASU; Vernon McManus, LU.

1965

Offense – Quarterback: Phil Primm, LU. Backs: Jackie Hall, Trinity; Harold LaFitte, LU; Mike Love, ACU. Ends: Truman Franks, TU; Bill Kilgore, LU. Linemen: Larry Cox, ACU; Ed Marcontell, LU; Ken LaJustice, UTA; Wade McLeod, ACU; Dan Summers, ASU; Bob Utley, UTA.

Defense – Linemen: Edwin Ckodore, TU; Dick Croxton, LU; Ken Ozee, UTA; H.K. Reeves, ASU. Linebackers: Mike Berta, ASU; Steve Jackson, UTA; Vernon McManus, LU. Backs: Mike Allman, LU; Tommy Young, ACU; Jake David, Lamar; Dick Ritchey, ASU.

1966

Offense – Quarterback: Phil Primm, LU; Donnie Witwiski, TU. Backs: Jackie Hall, TU; Terry Gwin, ASU; Tom Smiley, LU. Ends: Gerald Jumper, ASU; Johnny Fuller, LU. Linemen: Ken Riley, UTA; Ed Marcontell, LU; Bob Diem, UTA; Sperguson Wynn, LU; Ron Worthen, ASU.

Defense – Linemen: Melvin Witt, UTA; Dick Croxton, LU; Marvin Upshaw, TU; Ken Ozee, UTA. Linebackers: Bernard Erickson, ACU; Billy Woodlee, TU; Danny Jones, LU. Backs: Dick Ritchey, ASU; Robert Willbanks, UTA; Jack David, LU; Mike Barnes, UTA.

1967

Offense – Quarterback: Mike Baylor, UTA. Backs: Tom Smiley, LU; Bill Kilgore, LU; Danny Griffin, UTA. Ends: Johnny Fuller, LU; Jimmy Thomas, UTA. Linemen: Bob Rash, ACU; Ken Riley, UTA; Sperguson Wynn, LU; Bob Diem, UTA; Ron Worthen, ASU; Darrell Mingle, LU. Kicker: Skipper Butler, UTA.

Defense – Linemen: Dick Croxton, LU; William Hines, TU; Marvin Upshaw, TU; Clovis Swinney, ASU. Linebackers: Richard Bjerke, LU; Bill Bergey, ASU; Fred Doerr, UTA. Backs: Robert Willbanks, UTA; Dick Ritchey, ASU; Bill Groberg, LU; Dean Bagley, ACU. Punter: Kevin McClelland, ASU.

1968

Offense – Quarterback: Jim Lindsey, ACU. Backs: Frank McGuigan, ASU; Danny Griffin, UTA; Pat Holder, ACU. Ends: Bill Lockett, ACU; Dick Hill, UTA. Linemen: Bob Rash, ACU; Jack Smith, ASU; Greg Bailey, UTA; Jim Anderson, TU; Dan Buckley, ASU. Kicker: Skipper Butler, UTA.

Defense – Linemen: William Hines, TU; Gary Crane, ASU; Richard Cummings, LU; Clovis Swinney, ASU; Greg Lens, TU. Linebackers: Bill Bergey, ASU; Chip Bennett, ACU; Fred Gough, UTA. Backs: Jim Marcum, UTA; Mike Stamps, UTA; Benny Lansford, LU; Steve Struble, ASU. Punter: Ronnie Boyette, TU.

1969

Offense – Quarterback: Jim Lindsey, ACU. Backs: Calvin Harrell, ASU; Marshall Walls, ASU; Danny Griffin, UTA; Pat Holder, ACU. Ends: Ronnie Vinson, ACU; Ronnie Gebauer, LU. Linemen: Don Morrison, UTA; Jack Smith, ASU; Bill Phillips, ASU; Mordie Marcontell, LU; Dan Buckley, ASU. Kicker: Skipper Butler, UTA.

Defense – Linemen: Troy Patridge, UTA; Ken Roberts, ACU; Clovis Swinney, ASU; Jack Kiser, ACU; Gary Crockett, LU. Linebackers: Chip Bennett, ACU; David Walls, ASU; Bruce Jackson, TU. Backs: Mickey Eddleman, UTA; Kit Sommers, TU; Jerry Harvey, LU; Donnie Beshears, ASU. Punter: Skipper Butler, UTA.

1970

Offense – Quarterback: Jim Lindsey, ACU. Backs: Calvin Harrell, ASU; Greg Oliver, Trinity; Don Harr, ACU; Chet Douthit, ASU. Ends: Ronnie Vinson, ACU; Steve Lockhart, ASU. Linemen: Bill Keresztury, TU; Wayne Walton, ACU; Bill Phillips, ASU; David Smalley, ACU; Bruce Jackson, TU. Kicker: Bobby Gentry, ASU.

Defense – Linemen: Chip Marcum, ACU; Dave Muckensturm, ASU; Jack Kiser, ACU; Gary Crockett, LU; Jack Stite, ACU. Linebackers: Phil Martin, ACU; Gary Cleve, ASU; Bruce Jackson, TU. Backs: Dennis Meyer, ASU; Ernest Baptist, UTA; Eddy Mendl, ACU; Walter Huntley, TU. Punter: James Hamilton, ASU.

1971

Offense – Quarterback: Ken Lantrip, LTU. Running Backs: Charles McDaniel, LTU; Calvin Harrell, ASU. Ends: Steve Lockhart, ASU; Erick Johnson, LTU. Linemen: Bill Keresztury, TU; Don Blair, ULL; Wayne Dorton, ASU; Louis Age, ULL; Phil Israel, LTU. Wide Receiver: Bill Hodge, TU. Kicker: Joe Duren, ASU.

Defense – Linemen: Steve Majka, TU; Dave Muckensturm, ASU; Fred Dean, LTU; Gary Crockett, LU. Linebackers: Hiram Burleson, UTA; Butch Murray, ASU; Bruce Jackson, TU. Backs: Steve Laidlaw, TU; Ernest Baptist, UTA; Patrick Gibbs, LU; Dennis Meyer, ASU. Punter: Mike Swinney, LTU.

1972

Offense – Quarterback: Denny Duron, LTU. Running Backs: Dexter Bussey, UTA; Dough Matthews, LU; Enos Hicks, MCN. Ends: Roger Carr, LTU; Joe Bowser, LU; Jack DeGrenier, UTA. Linemen: Pat Greer, LTU; Charles Cantrell, LU; Nate Allen, MCN; Don Blair, ULL; Sonny Kennedy, ACU. Kicker: Rhea Coppedge, UTA.

Defense – Linemen: Les Vogel, ULL; Dave Muckensturm, ASU; Fred Dean, LTU; Ken Jones, ASU. Linebackers: Hiram Burleson, UTA; Ken Williams, ULL; Joe McNeely, LTU. Backs: John Causey, LTU; Ernest Baptist, UTA; Rony Colbert, LU; Billy Blakeman, MCN. Punter: Steve Burks, ASU.

1973

Offense – Quarterback: Denny Duron, LTU. Running Backs: David Mitchell, ASU; Dexter Bussey, UTA; Glen Berteau, LTU. Wide Receivers: Roger Carr, LTU; Joe Bowser, LU. Tight End: James Klipsch, ASU. Linemen: Pat Greer, LTU; James Files, MCN; Doug Lowery, ASU; Jerry Reiman, ASU; Russell Bates, LTU. Kicker: Jerry Pope, LTU.

Defense – Linemen: Les Vogel, ULL; Leon Babineaux, LU; Fred Dean, LTU; Neal O'Brien, ULL. Linebackers: David Neustrom, ULL; Joe McNeely, LTU; Randy Battaglio, MCN. Backs: John Causey, LTU; Wenford Wilborn, LTU; Rony Colbert, LU; Billy Blakeman, MCN. Punter: Jerry Pope, LTU.

1974

Offense – Quarterback: Johnnie Thibodeaux, MCN. Running Backs: Charles McDaniel, LTU; Willie Harris, ASU; Stan Winfrey, ASU. Wide Receivers: Pat Tilley, LTU; Ron Barnett, UTA. Tight End: Mike Barber, LTU. Linemen: John Manatt, ASU; Roy Waters, LTU; Keith Elliot, Lamar; Randy Crouch, LTU; James Files, MCN. Kicker: Jerry Pope, LTU.

Defense – Linemen: Leon Babineaux, LU; Greg Griffin, MCN; Fred Dean, LTU; Dick Dixon, ASU; Donnie Davis, LU. Linebackers: Rickey Shirley, LTU; Mike Malham, ASU; Ronald Black, LU. Backs: Wenford Wilborn, LTU; Donald Hill, LU; Rony Colbert, LU; Douglas Dutt, MCN. Punter: Jerry Pope, LTU.

1975

Offense – Quarterback: David Hines, ASU. Running Backs: Leroy Harris, ASU; John Henry White, LTU. Wide Receivers: Pat Tilley, LTU; Ron Barnett, UTA. Tight End: Mike Barber, LTU. Linemen: Bob Beckner, UTA; Gerald Eddings, LTU; Ken Jones, ASU; T.J. Humphreys, ASU; James Files, MCN. Kicker: Rafael Septien, ULL.

Defense – Linemen: Jimmy Lisko, ASU; Robert Speer, ASU; Eddie Morgan, ASU; Dick Dixon, ASU; Rodney Bagley, LTU. Linebackers: Mike Malham, ASU; Jerry Muckensturm, ASU; G.A. Rodrigue, ULL. Backs: Ralph Phillips, MCN; Lloyd Walls, ASU; Donnie Perry, LTU; Preston Lanier, MCN. Punter: Dan Mullen, ASU.

1976

Offense – Quarterback: Roy Henry, ULL. Running Backs: Leroy Harris, ASU; Bobby Wilson, MCN; Derrick Jensen, UTA. Wide Receiver: Billy Ryckman, LTU. Tight End: Brent Albright, UTA. Guards: Bob Beckner, UTA; David Smalls, UTA. Tackles: T.J. Humphreys, ASU; Joel Mullins, ASU. Center: Barry Kimble, MCN. Kicker: Rafael Septien, ULL.

Defense – Ends: Robert Speer, ASU; Keith Walker, ULL. Tackles: Donnie Davis, LU; David Fluke, UTA. Linebackers: Doug Fruge, MCN; Bob Rule, ULL; Willie Thomas, UTA. Cornerbacks: Charles Jefferson, MCN; Bill Bradshaw, UTA. Safeties: Roy Painter, ASU; Larry Anderson, LTU. Punter: Jerry Pope, LTU.

1977

Offense – Quarterback: Keith Thibodeaux, LTU. Running Backs: John Henry White, LTU; Derrick Jensen, UTA; Kevin Bell, LU. Wide Receiver: Rod Foppe, LTU. Tight End: Larry McCartney, LTU. Linemen: Butch Cook, ASU; Hugh Crisp, ASU; Victor Enard, LU; Ken Bonnette, LTU; Dewey Wakefield, UTA. Kicker: John Roveto, ULL.

Defense – Linemen: Matt Burnett, LU; Ronnie Paggett, LTU; Keith Walker, ULL; Dwight Carey, UTA. Linebackers: Jimmy Blackshire, LTU; Curley White, LTU; Willie Thomas, UTA. Backs: Clarence Wallace, LU; Larry Anderson, LTU; Donnie Perry, LTU; Ron Irving, ULL. Punter: Terry McFarland, MCN.

1978

Offense – Quarterback: Roy Dewalt, UTA. Running Backs: Larry Lawrence, ASU; George Yates, LTU. Wide Receivers: Scooter Spruiell, LTU; Richard Ellender, MCN. Tight End: Danny Garrison, ASU. Linemen: Dewey Wakefield, UTA; Victor Enard, LU; Ray Martin, MCN; C.J. Lottinger, LTU; Jerry Castor, ASU. Kicker: Doug Dobbs, ASU.

Defense – Linemen: Ardis McCann, LTU; Ken Chenier, ULL; Johnny Robinson, LTU; Keith Cox, ASU. Linebackers: Jimmy Blackshire, LTU; Wesley Williams, ASU; Frank Bartley, ULL. Backs: Charles Jefferson, MCN; Ron Irving, ULL; Jean Dornier, LTU; Guy Davis, UTA. Punter: Joe Slayton, ASU.

1979

Offense – Quarterback: Roy Dewalt, UTA. Running Backs: Artie Shankle, MCN; Rodney Smith, ULL. Wide Receivers: Howard Robinson, LU; Harry Price, MCN. Tight End: Alfred Mask, LU. Linemen: Victor Enard, LU; Ray Martin, MCN; Jerry Castor, ASU; Bill Harris, UTA; Jim Downing, MCN; Kevin Kogucz, UTA. Kicker: Don Stump, MCN.

Defense – Linemen: Johnny Robinson, LTU; Andre Young, LTU; Dale Thomas, ULL; Mike Matocha, UTA. Linebackers: Willie Thomas, UTA; Ron Smith, ASU; Kurt Phoenix, LU. Backs: Rodney Breaux, ULL; Zack Jones, LTU; Tim Harris, MCN; Tom Murphy, MCN. Punter: Don Stump, MCN.

1980

Offense – Quarterback: Stephen Starring, MCN. Running Backs: Theron McClendon, MCN; Phillip Jessie, UTA. Wide Receivers: Leland Padgett, LTU; Sam Choice, LU. Tight End: Gary Lewis, UTA. Linemen: Lonnie Collins, MCN; Bret Martin, MCN; Dennis Peoples, ULL; Tyronne Copper, ULL; Joey Gregory, MCN. Kicker: Don Stump, MCN.

Defense – Linemen: Clay Carroll, MCN; Rusty Guilbeau, MCN; Johnny Robinson, LTU; Dale Thomas, ULL. Linebackers: Daryl Burckel, MCN; Bud McCluskey, UTA; Andre Young, LTU. Backs: Robert Davenport, MCN; Johnny Ray Smith, LU; Willie Allen, ULL; Lyn Bankston, LTU. Punter: Bruce Gartman, ASU.



Stan Humphries, ULM

1981

Offense – Quarterback: Stephen Starring, MCN. Running Backs: Buford Jordan, MCN; Maurice Carthon, ASU. Wide Receivers: Mark Brousse, MCN; Herbert Harris, LU. Tight End: Brent Anderson, ULL. Guards: Bret Martin, MCN; Danny Stout, UTA. Tackles: Roy Hinojosa, UTA; Lonnie Collins, MCN. Center: Mark Cannon, UTA. Kicker: Mike Marlow, LU.

Defense – Ends: Rusty Guilbeau, MCN; Andy Martin, ULL. Tackles: Keith Pressley, UTA; Levern Tillman, ASU. Noseguard: Joey Pender, LTU. Linebackers: Mike Morris, ASU; Tony Boles, LTU. Cornerbacks: Hayward Dejean, LTU; Leonard Smith, MCN. Free Safety: Andre Young, LTU. Strong Safety: Robert Davenport, MCN. Punter: Don Stump, MCN.

1982

Offense – Quarterback: Matt Dunigan, LTU. Running Backs: Burford Jordan, MCN; Scott Caldwell, UTA. Wide Receivers: Austin Kattenbraker, LTU; Tag Rome, ULM. Tight End: Bobby Craighead, ULM. Guards: Danny Stout, UTA; Bret Martin, MCN. Tackles: Lonnie Collins, MCN; Bruce Collie, UTA. Center: Arthur Christophe, ULM. Kicker: Roberto Dager, LTU.

Defense – Ends: Trey Junkin, LTU; Terry Lee Williams, LU. Tackles: Brent Hargrove, UTA; Mike Nickel, LTU. Linebackers: Tony Boles, LTU; Mike Morris, ASU; Ricky Sanders, ULM, Cornerbacks: Leonard Smith, MCN; Rick Fishback, ASU. Free Safety: David Jones, LU. Strong Safety: Bruce Daigle, ULM. Punter: Bruce Gartman, ASU.

1983

Offense – Quarterback: Greg Carter, UNT. Running Backs: Buford Jordan, MCN; Scott Caldwell, UTA. Wide Receivers: Chris Tilley, LTU; Tag Rome, ULM. Tight End: Joey Evans, ULM. Guards: Mike Grantham, ULM; Dan Reeder, UNT. Tackles: Bruce Collie, UTA; Chris Weaver, ULM. Center: Mark Cannon, UTA. Kicker: Jesse Garcia, ULM.

Defense – Ends: Ronnie Hickman, UNT; Barry Broussard, ULM. Tackles: Rayford Cooks, UNT; Benny Jones, ULM. Linebackers: Eugene Seale, LU; Doug Landry, LTU; Lester Harper, UNT. Cornerbacks: David Outley, ULM; Jerome Sims, ASU. Safeties: Bruce Daigle, ULM; Stacy Rayfield, UTA. Punter: John Starnes, UNT.

1984

Offense – Quarterback: Rodney Horn, ULM. Running Backs: Scott Caldwell, UTA; Simon Jordan, MCN. Wide Receivers: Rodney Clay, LU; Keith Ortego, MCN. Tight End: Joey Evans, ULM. Guards: Mike Grantham, ULM; Randy Barnhill, ASU. Tackles: Bruce Collie, UTA; Farrell Wilson, ASU. Center: Ed Troutt, ASU. Kicker: George Benyola, LTU.

Defense – Ends: Walter Johnson, LTU; Marvin Neloms, ASU. Tackles: Donald Washington, LTU; Michael Cline, ASU. Linebackers: Doug Landry, LTU; Eugene Seale, LU; Ronnie Washington, ULM. Cornerbacks: Darrell Slater, ULM; Tim McKyer, UTA. Safeties: Jay Saad, UNT; Doyle Adams, LTU. Punter: John Starnes, UNT.

1985

Offense – Quarterback: Bubby Brister, ULM. Running Backs: Burton Murchison, LU; Rickey Jemison, ASU. Wide Receivers: Chris Jones, ULM; Keith Arbon, UTA. Tight End: Lester Mills, LTU. Guards: Randy Barnhill, ASU; Scott Davis, ULM. Tackles: Ken Hetherington, LTU; Ray Brown, ASU. Center: Clint Hailey, UTA. Kicker: George Benyola, LTU.

Defense – Ends: Walter Johnson, LTU; Marvin Neloms, ASU. Tackles: Michael Cline, ASU; Donald Washington, LTU. Nose Guard: Carter Ray Crawford, ASU. Linebackers: Doug Landry, LTU; Eugene Seale, LU. Cornerbacks: Tim McKyer, UTA; Greg Lee, ASU. Safeties: Doyle Adams, LTU; Mike Turner, ULM. Punter: Rickey Fernandez, LU.

1986

Offense – Quarterback: Dwane Brown, ASU. Running Backs: Rickey Jemison, ASU; Garlon Powell, LTU. Wide Receivers: Paddy Doyle, LTU; Flip Johnson, MCN. Tight End: Tommy Jackson, ULM. Tackles: John Suskie, ASU; Clayton Shoemaker, LTU. Guards: Randy Barnhill, ASU; John Lott, UNT. Center: Jim Wiseman, ASU. Kicker: Scott Roper, ASU.

Defense – Linemen: Marvin Neloms, ASU; Mike Minter, UNT; Charlie Fredrick, ASU; Will Johnson, ULM; Fred Barnes, ASU. Linebackers: Walter Johnson, LTU; Ed Fleming, UNT; Lance White, UNT. Cornerbacks: Greg Lee, ASU; Mike Adams, ASU. Safeties: Vincent Barnett, ASU; Mike Rhone, UNT. Punter: Bron Beal, UNT.

1987

Offense – Quarterback: Stan Humphries, ULM. Running Backs: Luther Turner, SHSU; Darrin Collins, UNT. Wide Receivers: Eric Tennessee, TXST; Mike Manzullo, ULM. Tight End: Ricky Eggleston, SHSU. Tackles: John Clement, ULM; Scott Bowles, UNT. Guards: Floyd George, SHSU; Dwight Poole, UNT. Center: Kendell Nelson. Kicker: Teddy Garcia, ULM.

Defense – Ends: John Kulakowski, NSU; Gordon McFeders, UNT. Tackles: Claude Brumfield, ULM; Tom Middaugh, UNT. Linebackers: Lish Adams, SHSU; Brad Fuiks, TXST; Eric Lokey, SFA. Cornerbacks: Kim Phillips, UNT; Richard Green, ULM. Safeties: Cyril Crutchfield, ULM; Billy Anderson, SHSU. Punter: Bron Beal, UNT.

1988

Offense – Quarterback: Scott Davis, UNT. Running Backs: Larry Centers, SFA; Bill Jones, TXST. Wide Receivers: Marcus Camper, UNT; Floyd Turner, NSU. Tight End: Jackie Harris, ULM. Tackles: Scott Bowles, UNT; Glenn Koch, MCN. Guards: Reggie Lawson, ULM; Zane Paschall, UNT. Center: Jeff Jackson, SFA. Kickers: Keith Chapman, UNT; Chuck Rawlinson, SFA.

Defense – Ends: Keith Melcher, SFA; Andre Finley, SHSU. Tackles: David Gibbs, SFA; Rex Johnson, UNT. Linebackers: Eric Lokey, SFA; Lish Adams, SHSU; Leonard Parker, NSU. Cornerbacks: Bruce Alexander, SFA; Kim Phillips, UNT. Safeties: Cyril Crutchfield, ULM; David Whitmore, SFA. Punter: Bron Beal, UNT.

1989

Offense – Quarterback: Todd Hammel, SFA. Running Backs: Larry Centers, SFA; Tony Citizen, MCN. Wide Receivers: Al Edwards, NSU; Pat Jackson, SFA. Tight End: Jackie Harris, ULM. Tackles: Jeff Novak, TXST; Greg Bryant, SFA. Guards: Bo Alexander, SFA; Trent Lee, MCN. Center: Jeff Jackson, SFA. Kicker: Keith Chapman, UNT.

Defense – Ends: Roderick Manning, UNT; Michael Bankston, SHSU. Tackles: Roderick Stansill, SFA; Mike Ober, SHSU. Linebackers: Andre Carron, NSU; Byron Gross, UNT; Rod Moon, ULM. Cornerbacks: Randy Hilliard, NSU; Kip Texada, MCN. Safeties: David Whitmore, SFA; Mike Pierce, MCN. Punter: Bart Bradley, SHSU.

1990

Offense – Quarterback: Scott Davis, UNT. Running Backs: Cisco Richard, ULM; Reggie Rivers, TXST. Wide Receivers: Eric Wright, SFA; John Tappin, NSU. Tight End: Derrick Wright, SFA. Tackles: Scott Bowles, UNT; Jeff Kerby, SHSU. Guards: Reggie Lawson, ULM; Murphy Yates, SHSU. Center: John King, NSU. Kicker: Eric Roberts, MCN.

Defense – Ends: Greg Necaize, NSU; Anthony Williams, ULM. Tackles: Michael Bankston, SHSU; Norman Amos, ULM. Linebackers: Andre Carron, NSU; Rod Moon, ULM; Chad Coleman, TXST; Byron Gross, UNT. Cornerbacks: Kip Texada, MCN; Cedric Walker, SFA. Safeties: Mike Pierce, MCN; Ron Davis, NSU. Punter: Paul Aisbury, TXST.

1991

Offense – Quarterback: Gilbert Price, TXST. Running Backs: Roosevelt Potts, ULM; Jarvis Lillie, NICH. Wide Receivers: Eric Cox, ULM; Vincent Brisby, ULM. Tight End: Bobby Smith, MCN. Offensive Linemen: Ervin Thomas, TXST; Rob Wallow, ULM; Murphy Yates, SHSU; Marcus Spears, NSU; Blayne Rush, MCN. Kicker: Eric Roberts, MCN.

Defense – Defensive Linemen: Michael Bankston, SHSU; Willie Lacy, SHSU; Matt Shepherd, ULM; Michael Walker, NICH. Linebackers: Andre Carron, NSU; David Temple, SFA; Terry Irving, MCN. Cornerbacks: Cedric Walker, SFA; Adrian Hardy, NSU. Safeties: Rod Woodard, TXST; Darryl Pounds, NICH. Punter: Pat Neck, MCN. Return Specialist: Maurice Williams, TXST.

1992

Offense – Quarterback: Wendal Lowrey, ULM. Running Backs: Greg Robinson, ULM; Roosevelt Potts, ULM. Wide Receivers: Vincent Brisby, ULM; Claude Stewart, SHSU. Tight End: Carlos Treadway, NSU. Offensive Linemen: Marcus Spears, NSU; Royce Nelson, NICH; Marty Posey, MCN; Vic Zordan, ULM; Spicer Sigman, TXST. Kicker: Ray Whitehead, TXST.

Defense – Defensive Linemen: Eric Kidd, MCN; Matt Shepherd, ULM; James Folston, ULM; Dana Scott, MCN. Linebackers: Terry Irving, MCN; Bennie Bazley, ULM; Edward Moses, NSU. Cornerbacks: Cedric Walker, SFA; Adrian Hardy, NSU. Safeties: Darryl Pounds, NICH; Curtis Harrison, ULM. Punter: Pat Neck, MCN. Return Specialist: Darius Adams, NSU.

1993

Offense – Quarterback: Robert Cobb, ULM. Running Backs: Irving Spikes, ULM; Charles Harris, SHSU. Wide Receivers: Stepfret Williams, ULM; Adam Henry, MCN. Tight End: Michael Warren, NSU. Offensive Lineman: Marcus Spears, NSU; Raymond Baptiste, ULM; Blayne Rush, MCN; John Barbee, ULM; Spicer Sigman, TXST. Kicker: Jose Larios, MCN.

Defense – Defensive Lineman: Eric Kidd, MCN; James Folston, ULM; Dana Scott, MCN; Victor Carr, TXST. Linebackers: Terry Irving, MCN; Mike Everhart, SFA; Ed Moses, NSU. Defensive Backs: Cedric Walker, SFA; Darryl Pounds, NICH; Lance Guidry, MCN; Zack Bronson, MCN. Punters: Pat Neck, MCN; Josh Farrell, SHSU. Return Specialist: Kevin Washington, ULM.

1994

Offense – Quarterback: Mitch Maher, UNT. Running Backs: Donald Wilkerson, TXST; Clarence Matthews, NSU. Wide Receivers: David Brown, UNT; Chris Jefferson, SFA. Tight End: Luis Silva, UNT. Offensive Linemen: Ronald Cherry, MCN; John Rowland, TXST; Octus Polk, SFA; Michael LeBlanc, NICH; John Dippel, NSU. Kicker: Adam Diel, NICH.

Defense – Defensive Linemen: Chris Roberson, SFA; Dana Scott, MCN; Kavika Pittman, MCN; Elvin Massenburge, SHSU; Willis Hudson, UNT. Linebackers: Vincent Landrum, MCN; Willie Mitchell, SFA; Steve Readeaux, NSU. Cornerbacks: Terrance Shaw, SFA; Clarence Wiggins, NICH. Safeties: Zack Bronson, MCN; Darryl Pounds, NICH. Punter: Brian Desselles, NICH. Return Specialist: Claude Mathis, TXST.

1995

Offense – Quarterback: Kerry Joseph, MCN. Running Backs: Henry Fields, MCN; Clarence Matthews, NSU. Wide Receivers: Terence Davis, MCN; Kevin Goodwin, SFA. Tight End: Kevin Pesak, SHSU. Offensive Linemen: Lee Kirk, SFA; Marsh Buice, MCN; Joey Wylie, SFA; Darius Smith, SHSU; Jayson Hayes, NSU. Kickers: Jose Larios, MCN; Brian Minton, SFA; Marcus Hajdik, SHSU.

Defense – Defensive Linemen: Kavika Pittman, MCN; Greg Bonvillian, MCN; James Kern, SFA; Curtis James, SFA. Linebackers: Vincent Landrum, MCN; Chad Reeves, MCN; Darnell Small, NICH; George Haynes, NSU. Cornerbacks: Damon Gladney, MCN; Tim Denton, SHSU. Safeties: Zack Bronson, MCN; Damiyon Bell, SFA. Punter: Ryan Klaus, SHSU. Return Specialist: Claude Mathis, TXST.

1996

Offense – Quarterback: Tim Leger, MCN. Running Backs: Claude Mathis, TXST; Arrid Gregory, TROY. Wide Receivers: Patrick Palmer, NSU; Chris Jefferson, SFA. Tight End: Kevin Pesak, SHSU. Offensive Linemen: Greg Reynolds, NICH; Greg Studdard, SHSU; Adam Means, TXST; Scott Childers, TROY; Kerry Jenkins, TROY. Place Kicker: Adam Diel, NICH.

Defense – Defensive Linemen: John Emery, NICH; David Carmona, SFA; Pratt Lyons, TROY; Stacy Murry, TROY. Linebackers: Dedrick Manigo, SHSU; Jeremiah Trotter, SFA; Willie Smith, TROY. Cornerbacks: Keith Thibodaux, NSU; Demetric Shipman, TROY. Safety: Zack Bronson, MCN; Shane Black, TROY. Punter: Ryan Klaus, SHSU. Return Specialist: Chris Jefferson, SFA.

1997

Offense – Quarterback: Blake Prejean, MCN. Running Backs: Claude Mathis, TXST; Ronnie Powell, NSU. Wide Receivers: Mikhael Ricks, SFA; Patrick Palmer, NSU. Tight End: Kevin Pesak, SHSU. Offensive Linemen: Reggie Nelson, MCN; Adam Means, TXST; Talton Russell, SFA; Archie Robinson, NSU; Cleve Roberts, TROY. Place Kicker: Shonz LaFrenz, MCN.

Defense – Defensive Linemen: Eugene Garner, SFA; Reggie Lowe, TROY; Blair Bradley, MCN; Marcus Spriggs, TROY. Linebackers: Charles Ayro, MCN; Jeremiah Trotter, SFA; Shawn Stucky, TROY. Cornerbacks: Jermaine Jones, NSU; Clifford Ivory, TROY. Safeties: Clyde Williams, MCN; Tony Maranto, NSU. Punter: Chad Stanley, SFA. Return Specialist: Donnie Ashley, MCN.

1998

Offense – Quarterback: Montressa Kirby, JSU. Running Backs: Tony Taylor, NSU; Jessie Burton, MCN. Wide Receivers: Matt Dominguez, SHSU; Joey Hamilton, JSU. Tight End: Pat Matthews, MCN. Offensive Linemen: Cleve Roberts, TROY; Reggie Nelson, MCN; Mike Funches, NSU; Victor McKnight, SHSU; Jeremy Johnson, SFA. Place Kicker: Shonz LaFrenz, MCN.

Defense – Defensive Linemen: Marcus Spriggs, TROY; Robert Daniel, NSU; Al Lucas, TROY; Robert Martin, NICH. Linebackers: Charles Ayro, MCN; Anthony Rabb, TROY; Murphy Edwards, NICH. Cornerbacks: Jermaine Jones, NSU; Eric Sloan, TROY. Safeties: Tarius Davis, MCN; Mike Green, NSU. Punter: Chad Stanley, SFA. Return Specialist: Eurosius Parker, JSU.

1999


Offense – Quarterback: Chris Chaloupka, SHSU. Running Backs: Tony Taylor, NSU; KaRon Coleman, SFA. Wide Receivers: Matt Dominguez, SHSU; Joey Hamilton, JSU. Tight End: Pat Matthews, MCN. Offensive Linemen: Michael Moore, TROY; William Broussard, NSU; David Walden, SFA; Wes Hines, MCN; Victor McKnight, SHSU. Place Kicker: Shonz LaFrenz, MCN.

Defense – Defensive Linemen: Al Lucas, TROY; Clint Bendele, TXST; Aaron Fields, TROY; Ben McClellan, TXST. Linebackers: Anthony Rabb, TROY; Wayne Cordova, MCN; C.J. Carroll, TXST. Cornerbacks: Eric Sloan, TROY; Darrick Vaughn, TXST. Safeties: Tarius Davis, MCN; Mike Green, NSU. Punter: Rick Barrow, TXST. Return Specialist: KaRon Coleman, SFA.

2000

Offense – Quarterback: Brock Nutter, TROY. Running Backs: Tony Taylor, NSU; Derrick Blaylock, SFA. Full Back: Thad Buttone, TROY. Wide Receivers: Matt Dominguez, SHSU; Jonathan Carter, TROY. Tight End: Keith Heinrich, SHSU. Offensive Linemen: Wes Hines, MCN; Rod Cantu, MCN; Jeremy Sullivan, JSU; Blake Carruthers, TROY; Charles Thomas, TROY. Place Kicker: Lawrence Tynes, TROY.

Defense – Defensive Linemen: Tim Betts, TROY; Jake Morrison, MCN; Clenton Ballard, TXST; Reginald Reddick, SHSU. Linebackers: Nick Colbert, TROY; Myron Coleman, TXST; Kurt Rodriguez, NSU. Cornerbacks: Delvin Hughley, JSU; Terrence McGee, NSU. Safeties: C.J. Carroll, TXST; Keith Davis, SHSU. Punter: Jeremy Thompson, NICH. Return Specialist: Terrence McGee, NSU.



Kavika Pittman, McNeese

2001

Offense – Quarterback: Josh McCown, SHSU. Running Backs: Rondy Rogers, JSU; Jeremy Lofton, NSU. Full Back: Colt Colletti, NICH. Wide Receivers: Jonathon Cooper, SHSU; Anthony Dingle, SFA. Tight End: Keith Heinrich, SHSU. Offensive Linemen: Jeremy Sullivan, JSU; Gene Tennison, NSU; Chase Denton, SHSU; Chuck Thompson, SFA; Doug Wheeler, TXST. Place Kicker: Justin Martinez, TXST.

Defense – Defensive Linemen: Clenton Ballard, TXST; Ahmad Willis, NSU; Michael Adams, SFA; Kelvin Randall, SHSU. Linebackers: Brad Archie, MCN; Greg Pitts, TXST. Cornerbacks: Terrence McGee, NSU; Chris Thompson, NICH. Safeties: Joe Judge, MCN; Keith Davis, SHSU; David Crocker, SFA. Punter: Richie Rhodes, JSU. Return Specialist: Terrence McGee, NSU.

2002

Offense – Quarterback: Josh Son, NICH. Running Backs: Vick King, MCN; Derrick Johnese, NSU. Full Back: Luke Lawton, MCN. Wide Receivers: Jermaine Martin, MCN; Anthony Dingle, SFA. Tight End: Jeff Hamilton, MCN. Offensive Linemen: Jason Davis, MCN; Greg Barnum, SFA; Deon White, JSU; Dwight Hudler, MCN; Matt Deroche, NICH. Place Kicker: John Marino, MCN.

Defense – Defensive Linemen: Roy Locks, NSU; B.J. McNutt, MCN; John Paul Jones, MCN; Ahmad Willis, NSU. Linebackers: Roderick Royal, MCN; Ryan Garrison, MCN; Kurt Rodriguez, NSU. Cornerbacks: Keith Smith, MCN; Chris Thompson, NICH. Safeties: Hadley Prince, MCN; Brent Hafford, SFA. Punter: Richie Rhodes, JSU. Return Specialist: LeJuan Walker, NICH.

2003

Offense– Quarterback: Michael Williams, SFA. Running Backs: Vick King, MCN; Jason Godfrey, SHSU. Full Back: Luke Lawton, MCN. Wide Receivers: B.J. Sams, MCN; Tony Tompkins, SFA. Tight End: Kevin Landry, SFA. Offensive Linemen: Dwight Hudler, MCN; Steve Izevbizua, SHSU; Cody LeBlanc, MCN; Greg Buckley, NSU; David Phillips, SFA. Place Kicker: John Marino, MCN.

Defense – Defensive Linemen: John Paul Jones, MCN; Quintene Newhouse, NSU; Troy Phipps, SHSU; Jerrell Zeno, MCN. Linebackers: Roderick Royal, MCN; Jamall Johnson, NSU; T.J. Dibble, SHSU. Cornerbacks: Keith Smith, MCN; Chris Thompson, NICH. Safeties: Brent Hafford, SFA; David Crocker, SFA. Punter: Cory Eloff, TXST. Return Specialist: Chris Crawford, NICH.

2004

Offense – Quarterback: Dustin Long, SHSU. Running Backs: Derrick Johnese, NSU; Colt Colletti, NICH. Full Back: Issa Banna, NSU. Wide Receivers: Jarrod Fuller, SHSU; Jason Mathenia, SHSU. Tight End: Corey Roberts, SHSU. Offensive Linemen: Steve Izevbizua, SHSU; Greg Buckley, NSU; Chris Louvier, SHSU; Cody LeBlanc, MCN; Justin Brown, NSU. Place Kicker: Lance Garner, SHSU.

Defense – Defensive Linemen: Ed Queen, NSU; Quintene Newhouse, NSU; Fred Evans, TXST; Ryan Smith, SFA. Linebackers: Jamall Johnson, NSU; David Simmons, TXST. Cornerbacks: David Pittman, NSU; Mark Hughes, SHSU. Safeties: Russ Washington, NSU; Paul Donelson, SHSU; David Willis, NICH. Punter: Cory Eloff, TXST. Return Specialist: Toby Zeigler, NSU.

2005

Offense– Quarterback: Barrick Nealy, TXST. Running Backs: Joseph Tobias, NICH.; Stevie Smith, SHSU. Full Back: Boderick Cole, NICH. Wide Receivers: Felton Huggins, SLU; Markee White, TXST. Tight End: Corey Roberts, SHSU. Offensive Linemen: Jacob Bender, NICH; Tom Keresztury, TXST; Luke Horder, TXST; Cody Strogoner, NICH; Brian Booth, NSU. Place Kicker: Stan Jones, TXST.

Defense – Defensive Linemen: Tory Collins, NSU; Fred Evans, TXST; Michael Young, NICH; Travis Upshaw, TXST. Linebackers: Cory Vavala, NICH.; David Simmons, TXST. Cornerbacks: David Pittman, NSU; Walter Musgrove, TXST. Safeties: Russ Washington, NSU; Keldrick Holman, SFA; Joe Olgetree, NICH. Punter: Cory Eloff, TXST. Return Specialist: Toby Zeigler, NSU.

2006

Offense – Quarterback: Danny Southall, SFA. Running Backs: D.D. Terry, SHSU; Louie Runnells, SFA. Full Back: Blake Burton, TXST. Wide Receivers: Steven Whitehead, MCN; Carlese Franklin, MCN. Tight End: Blake Martin, SHSU. Offensive Linemen: Brent Pousson, MCN; Jacob Bender, NICH; Lance Hancock, SHSU; Donald Usry, SLU; Brandon Hale, SHSU. Place Kicker: Blake Bercegeay, MCN.

Defense – Defensive Linemen: Bryan Smith, MCN; Ed Queen, NSU; Tory Collins, NSU; Kirby Joseph, MCN. Linebackers: Cory Vavala, NICH; Jeremy Castillo, TXST. Defensive Backs: Walter Musgrove, TXST; Russ Washington, NSU; Keldrick Holman, SFA; Toney Edison, NICH; Jamelle Juneau, MCN. Punter: Chris MacDonald, TXST. Return Specialist: Steven Whitehead, MCN.

2007

Offense– Quarterback: Nathan Brown, UCA. Running Backs: Jay Lucas, SLU; Byron Lawrence, NSU. Full Back: Broderick Cole, NICH. Wide Receivers: Carlese Franklin, MCN; Cameron Luke, TXST. Tight End: Blake Martin, SHSU. Offensive Linemen: Brandon Hale, SHSU; Demetress Bell, NSU.; Eman Naghavi, MCN; Brad Gordon, UCA; Ben Gombossy, NICH. Place Kicker: Jeff Turner, SLU.

Defense – Defensive Linemen: Bryan Smith, MCN; Taylor Scott, UCA; Vaalyn Jackson, MCN; Chris Brown, SHSU. Linebackers: Trey Bennett, MCN; Allen Nelson, MCN. Defensive Backs: Lardarius Webb, NICH; Kareem Moore, NICH; Tristan Jackson, UCA; Bryan Richmond, SHSU; Jonathan Walker, MCN. Punter: Chris MacDonald, TXST. Return Specialist: Tristan Jackson, UCA.

2008

Offense– Quarterback: Nathan Brown, UCA. Running Backs: Toddrick Pendland, MCN; Karrington Bush, TXST. Fullback: Blake Burton, TXST. Wide Receivers: Cameron Luke, TXST; Dominique Edison, SFA. Tight End: Marquez Branson, UCA. Offensive Linemen: Eman Naghavi, MCN; Kyle Link, MCN; Lane Freiwald, UCA; Jeff Bowen, TXST; Jeremy Ford, UCA. Place Kicker: Robert Weeks, NSU.

Defense – Defensive Linemen: Larry Hart, UCA; Tim Knicky, SFA; Vaalyn Jackson, MCN; Chris Brown, SHSU. Linebackers: Allen Nelson, MCN; Jabara Williams, SFA. Defensive Backs: Lardarius Webb, NICH; Tommy Connors, SLU; Pieri Feazell, UCA; Wesley Eckles, NSU; Anthony Eckles, NSU. Punter: Patrick Dolan, NICH. Return Specialists: Lardarius Webb, NICH.

2009

Offense– Quarterback: Derrick Fourroux, MCN. Running Backs: Toddrick Pendland, MCN; Brent Grimes, UCA. Fullback: Marlin Meeks, NICH. Wide Receivers: Duane Brooks, SFA; Jason Madkins, SHSU. Tight End: Wes Mangan, MCN. Offensive Linemen: D.J. Hall, TXST; Lane Freiwald, UCA; Hunter Schmidt, SHSU; Casey Richter, MCN; Karl Glimp, SFA. Place Kicker: Eddie Carmona, UCA.

Defense– Defensive Linemen: Larry Hart, UCA; Tim Knicky, SFA; Desmond Lighten, MCN; Albert Smith, NSU. Linebackers: Jabara Williams, SFA; Mark Newbill, SLU. Defensive Backs: Re'Keem Wilson, SLU; Pieri Feazell, UCA; Cory Barlow, SFA; Malcolm Bronson, MCN; Darrell Jenkins, MCN. Punter: Patrick Dolan, NICH. Return Specialist: Mishak Rivas, TXST.

2010

Offense– Quarterback: Jeremy Moses, SFA. Running Backs: Timothy Flanders, SHSU; Andre Anderson, MCN. Halfback: Gralyn Crawford, SFA. Wide Receivers: Cordell Roberson, SFA; Da' Marcus Griggs, TXST. Tight End: Corday Clark, MCN. Offensive Linemen: Michael Booker, NSU; George Bias, SFA; Miguel Gauthreaux, MCN; D.J. Hall, TXST; Austin Emerson, UCA. Place Kicker: Josh Lewis, MCN.

Defense– Defensive Linemen: Markell Carter, UCA; Kenneth Charles, SFA; Sean Warren, SFA; Desmond Lighten, MCN. Linebackers: Jabara Williams, SFA; Derek Rose, NSU. Defensive Backs: Malcolm Bronson, MCN; Bobby Felder, NICH; Tommy Connors, SLU; Kenneth Jenkins, SHSU; Josh Aubrey, SFA. Punter: Patrick Dolan, NICH. Return Specialist: Gralyn Crawford, SFA.

2011

Offense– Quarterback: Nathan Dick, UCA. Running Backs: Timothy Flanders, SHSU; Andre Anderson, MCN. Halfback: Richard Sincere, SHSU. Wide Receivers: Cordell Roberson, SFA; Simmie Yarborough, SLU. Tight End: Justin Aldredge, NSU. Offensive Linemen: Travis Watson, SHSU; Chris Crockett, SHSU; Dominique Allen, UCA; George Bias, SFA; Alec Savoie, MCN. Place Kicker: John Shaughnessy, NSU.

Defense– Defensive Linemen: J.T. Cleveland, SHSU; Desmond Lighten, MCN; Jermaine Lett, UCA; Willie Jefferson, SFA. Linebackers: Will Henry, SHSU; Seth Allison, UCA. Defensive Backs: Darnell Taylor, SHSU; Malcolm Bronson, MCN; Bobby Felder, NICH; Kenneth Jenkins, SHSU; Darrell Jenkins, MCN. Punter: Cory Kemps, NICH. Return Specialist: Chika Madu, NICH.

2012

Offense – Quarterback: Wynrick Smothers, UCA. Running Backs: Timothy Flanders, SHSU; Gus Johnson, SFA. Tight End/Halfback: T.J. Johnson, SHSU. Wide Receivers: Cordell Roberson, SFA; Jesse Grandy, UCA; Dominique Croom, UCA. Offensive Linemen: Corey Howard, UCA; Kaleb Hopson, SHSU; John Steel, SFA; Arinze Agada, MCN; Chris Rogers, SHSU. All-Purpose: Richard Sincere, SHSU. Place Kicker: Eddie Camara, UCA.

Defense – Defensive Linemen: Willie Jefferson, SFA; J.T. Cleveland, SHSU; Jonathan Woodard, UCA; Darren Robinson, SFA. Linebackers: Darius Taylor, SHSU; Seth Allison, UCA; Derek Rose, NSU. Defensive Backs: Darnell Taylor, SHSU; Robert Alford, SLU; Dax Swanson, SHSU; Josh Aubrey, SFA; Jestin Love, UCA. Punter: Matt Foster, SHSU. Kick Return Specialist: Jesse Grandy, UCA; Punt Return Specialist: Jesse Grandy, UCA.



2013

Offense – Quarterback: Bryan Bennett, SLU. Running Backs: Marcus Wiltz, MCN; Timothy Flanders, SHSU. Tight End/Halfback: Nic Jacobs, MCN. Wide Receivers: Torrance Williams, SHSU; Diontae Spencer, MCN; Michael Brooks, SFA. Offensive Lineman: Arinze Agada, MCN; Antoine Everett, MCN; Gasten Gabriel, SLU; Marshall Paris, SLU; Donald Jackson, SHSU. All-Purpose: Xavier Roberson, SLU. Place Kicker: Seth Sebastian, SLU.

Defense – Defensive Linemen: Jesse Dickson, LU; Jonathan Woodard, UCA; Everett Ellefsen, MCN; Markeith Gaines, UCA. Linebackers: Justin Heard, UCA; Cquelin Hubert, SLU; Eric Fiello, SHSU. Defensive Backs: Bookie Sneed, SHSU; Guy Morgan, MCN; Marcus Peters, UCA; Tyrus McGlothen, LU; Harlan Miller, SLU. Punter: Kollin Kahler, LU. Kick Return Specialist: Xavier Roberson, SLU; Punt Return Specialist: Torrance Williams, SHSU.

2014

Offense – Quarterback: Bryan Bennett, SLU. Running Backs: Gus Johnson, SFA; Keshawn Hill, SHSU. Tight End/Halfback: Noah Cheshier, ACU. Wide Receivers: Dezmin Lewis, UCA; Mark Roberts, LU; Ed Eagan, NSU. Offensive Lineman: Cole Carruthers, UCA; Antoine Everett, MCN; Donald Jackson III, SHSU; Jonathan Braddock, SLU; Byron Williams, SFA. All-Purpose: Ed Eagan, NSU. Place Kicker: Ryan Adams, SLU.

Defense – Defensive Linemen: P.J. Hall, SHSU; Jonathan Woodard, UCA; Kevin Dorn, MCN; Nick Richardson, ACU. Linebackers: Isiah Corbett, SLU; Collin Garrett, SFA; Marion Chapman, NSU. Defensive Backs: Imoan Claiborne, NSU; Aaron Sam, MCN; Trenier Orr, SHSU; Michael Wade, SHSU; Harlan Miller, SLU. Punter: Lachlan Edwards, SHSU. Kick Return Specialist: Jatavious Wilson, UCA; Punt Return Specialist: Ed Eagan, NSU.

2015

Offense – Quarterback: Jared Johnson, SHSU. Running Backs: Kade Harrington, LU; Carey Avery, SHSU. Tight End/Halfback: Cole Wick, UIW. Wide Receivers: Ed Eagan, NSU; Desmond Smith, UCA; Reggie Begetton, LU. Offensive Lineman: Donald Jackson III, SHSU; Quinton Marsh, MCN; Kyle Stouffer, UCA; Cody Elenz, LU; Bret Treadway, LU. All-Purpose: Ed Eagan, NSU. Place Kicker: Chris Moore, NSU.

Defense – Defensive Linemen: Jonathan Woodard, UCA; P.J. Hall, SHSU; Isaiah Golden, MCN; Larence Hale, LU. Linebackers: Myke Tavarres, UIW; Bo Brown, MCN; Sam Denmark, ACU. Defensive Backs: Wallace Scott, MCN; Harlan Miller, SLU; Trenier Orr, SHSU; Tremon Smith, UCA; Jabari Butler, ACU. Punter: Jean Breaux, MCN. Kick Return Specialist: Ed Eagan, NSU; Punt Return Specialist: Harlan Miller, SLU.

2016

Offense – Quarterback: Jeremiah Briscoe, SHSU. Running Backs: De'Mard Llorens, NSU; Corey Avery, SHSU. Tight End/Halfback: Juwaan Rogers, SLU. Wide Receivers: Yedidah Louis, SHSU; Desmond Smith, UCA; Nathan Stewart, SHSU. Offensive Linemen: Bridge Blount, SHSU; Stockton Mallett, UCA; Chandler Arceneaux, NICH; Tyler Tezeno, SHSU; Taylor Gadbois, SLU. All-Purpose: Jatavious Wilson, UCA. Kicker: Nick Grau, ACU.

Defense – Defensive Linemen: P.J. Hall, SHSU; Sully Laiche, NICH; Jordan Toliver, UCA; John Franklin, SFA. Garrett Dolan, HBU; Sam Denmark, ACU; Justin Johnson, SHSU. Defensive Backs: Brendan Langley, LU; Tremon Smith, UCA; George Odum, UCA; Tyler Williams, UCA; Darion Flowers; SHSU. Punter: Joseph Fingenshaw, SHSU. Kick Return Specialist: Khalil Thomas, MCN. Punt Return Specialist: Brendan Langley, LU.

2017

Offense – Quarterback: Hayden Hildebrand, UCA. Running Backs: Corey Avery, SHSU; David Hamm, MCN. Tight End/Halfback: Lawayne Ross, MCN. Wide Receivers: Davion Davis, SHSU; Nathan Stewart, SHSU; Brandon Cox, UCA. Offensive Linemen: John Cook, UCA; Gilberto Garcia, UCA; Mitchell Watanabe, SHSU; Cade Camp, UCA; Maea Teuhema, SLU. All-Purpose: Davion Davis, SHSU. Placekicker: Gunnar Raborn, MCN. Punter: Joe Zema, UIW.

Defense – Defensive Linemen: P.J. Hall, SHSU; Chris Chambers, UCA; Chris Terrell, UCA; Eric Jackson, UCA. Linebackers: Garrett Dolan, HBU; Sione Teuhema, SLU; Justin Johnson, SHSU. Defensive Backs: Tremon Smith, UCA; George Odum, UCA; Max Lyons, SLU; Dominique Hill, MCN; Raphael Lewis, HBU. Kick Returner: Desmond Hite, UIW. Punt Returner: Davion Davis, SHSU.

2018

Offense – Quarterback: Chase Fourcade, NICH. Running Backs: Ra'Quanne Dickens, UIW; Carlos Blackman, UCA. Tight End/Halfback: Bransen Schwebel, SLU. Wide Receivers: Jazz Ferguson, NSU; Davion Davis, SHSU; Phillip Baptiste, UIW. Offensive Linemen: Garrett Bowery, LU; Hunter Watts, UCA; Ryan Hanley, NICH; Chandler Arceneaux, NICH; Brandon Floores, UIW. All-Purpose: Juwan Petit-Frere, SLU. Placekicker: Lorrان Fonseca, NICH. Punter: Alex Kjellsten, MCN.

Defense – Defensive Linemen: Sully Laiche, NICH; Derick Roberson, SHSU; Chris Terrell, UCA; Justin Alexandre, UIW. Linebackers: BJ Blunt, MCN; Jeremiah Chambers, ACU; Evan Veron, NICH. Defensive Backs: Davon Jernigan, Lamar; Hayden Bourgeois, NSU; Zyon McCollum, SHSU; Colby Burton, MCN; Juan Jackson, UCA. Kick Returner: Juwan Petit-Frere, SLU. Punt Returner: Devonte Williams, SLU.

2019

Offense – Quarterback: Chase Fourcade, NICH. Running Backs: Julien Gums, NICH; Tracy James, ACU. Tight End/Halfback: Woody Brandom, SHSU. Wide Receivers: Quan Shorts, NSU; Lujuan Winningham, UCA; Dai'Jean Dixon, NICH. Offensive Linemen: PJ Burkhalter, NICH; Pat Allen, SLU; Hunter Watts, UCA; Bradston Burnside, NICH; Colby Thomas, SHSU. Placekicker: Storm Ruiz, SFA. Punter: Matt McRobert, SHSU.

Defense – Defensive Linemen: Sully Laiche, NICH; Trace Mascorro, SHSU; Chris Livings, MCN; Andre Walker, HBU. Linebackers: Jeremiah Chambers, ACU; Royce See, SHSU; Allen Pittman, NICH. Defensive Backs: Ferlando Jordan, SLU; Robert Rochell, UCA; Michael Lawson, LU; Darion Dunn, MCN; Kevin Moore III, NICH. Kick Returner: Gamar Girdy Brito, HBU. Punt Returner: Michael Lawson, LU.

THREE & FOUR TIME SELECTIONS

Four-Time Selections

Zack Bronson, McNeese	1993-96
Fred Dean, Louisiana Tech	1971-74
Timothy Flanders, Sam Houston State	2010-13
Claude Mathis, Texas State	1994-97
Darryl Pounds, Nicholls	1991-94
Jonathon Woodard, Central Arkansas	2012-15
Cedric Walker, Stephen F. Austin	1990-93
P.J. Hall, Sam Houston State	2014-17

Three-Time Selections

Corey Avery, Sam Houston State	2015-17
Michael Bankston, Sam Houston State	1989-91
Ernest Baptist, UT Arlington	1970-72
Randy Barnhill, Arkansas State	1984-86
Bron Beal, North Texas	1986-88
Scott Bowles, North Texas	1987-88, 1990
Malcolm Bronson, McNeese	2009-11
Skipper Butler, UT Arlington	1967-69
Scotty Caldwell, UT Arlington	1982-84
Andre Carron, Northwestern State	1989-91
Rondy Colbert, Lamar	1972-74
Bruce Collie, UT Arlington	1982-84
Lonnie Collins, McNeese	1980-82
Gary Crockett, Lamar	1969-71
Dick Croxton, Lamar	1965-67
Patrick Dolan, Nicholls	2008-10
Matt Dominguez, Sam Houston State	1998-00
Cory Eloff, Texas State	2003-05
Victor Enard, Lamar	1977-79
James Files, McNeese	1973-75
Danny Griffin, UT Arlington	1967-69
Calvin Harrell, Arkansas State	1969-71
Terry Irving, McNeese	1991-93
Bruce Jackson, Trinity	1969-71
Donald Jackson III, Sam Houston State	2013-15
Walter Johnson, Louisiana Tech	1984-86
Buford Jordan, McNeese	1981-83
Shonz LaFrenz, McNeese	1997-99
Sully Laiche, Nicholls	2016, 2018-19
Doug Landry, Louisiana Tech	1983-85
Desmund Lighten, McNeese	2009-11
Jim Lindsey, Abilene Christian	1968-70
Bret Martin, McNeese	1980-82
Harlan Miller, Southeastern Louisiana	2013-15
Dave Muckensturm, Arkansas State	1970-72
Pat Neck, McNeese	1991-93
Marvin Neloms, Arkansas State	1984-86
Kevin Pesak, Sam Houston State	1995-97
Jerry Pope, Louisiana Tech	1973-74, 1976
Dick Ritchey, Arkansas State	1965-67
Cordell Robertson, Stephen F. Austin	2010-12
Johnny Robinson, Louisiana Tech	1978-80
Dana Scott, McNeese	1992-94
Eugene Seale, Lamar	1983-85
Tremont Smith, Central Arkansas	2015-17
Marcus Spears, Northwestern State	1991-93
Don Stump, McNeese	1979-81
Clovis Swinney, Arkansas State	1967-69
Tony Taylor, Northwestern State	1998-00
Willie Thomas, UT Arlington	1976-77, 1979
Chris Thompson, Nicholls	2001-03
Russ Washington, Northwestern State	2004-06
Jabara Williams, Stephen F. Austin	2008-10
Andre Young, Louisiana Tech	1979-81



Darryl Pounds, Nicholls

ACTIVE MEMBERS

Abilene Christian

Dean Bagley, 1967; Chip Bennett, 1968, 69; Jabari Butler, 2015; Jeremiah Chambers, 2018, 19; Noah Cheshier, 2014; Larry Cox, 1964, 65; Sam Denmark, 2015, 16; Bernard Erickson, 1966; Nik Grau, 2016; Dennis Hagaman, 1964; Don Harr, 1970; Pat Holder, 1968, 69; Tracy James, 2019. Sonny Kennedy, 1972; Jack Kiser, 1969, 70; Jim Lindsey, 1968, 69, 70; Bill Lockey, 1968; Mike Love, 1964, 65; Chip Marcum, 1970; Phil Martin, 1970; Wade McLeod, 1965; Eddy Mendl, 1970; Bob Rash, 1967, 68; Nick Richardson, 2014; Ken Roberts, 1969; David Smalley, 1970; Jack Stiles, 1970; Ronnie Vinson, 1969, 70; Wayne Walton, 1970; Tommy Young, 1965.

Central Arkansas

Dominique Allen, 2011; Seth Allison, 2011, 12; Carlos Blackman, 2018; Nathan Brown, 2007, 08; Marquez Branson, 2008; Eddie Camara, 2012; Cade Camp, 2017; Eddie Carmona, 2009; Markell Carter, 2010; Cole Caruthers, 2014; Chris Chambers, 2017; John Cook, 2017; Brandon Cox, 2017; Dominique Croom, 2012; Nathan Dick, 2011; Austin Emerson, 2010; Pieri Feazell, 2008, 09; Jeremy Ford, 2008; Lane Friewald, 2008, 09; Markeith Gaines, 2013; Anthony Gambles, 2008; Gilberto Garcia, 2017; Brad Gordon, 2007; Jesse Grandy, 2012; Brent Grimes, 2009; Larry Hart, 2008, 09; Justin Heard, 2013; Hayden Hildebrand, 2017; Corey Howard, 2012; Eric Jackson, 2017; Juan Jackson, 2018; Tristian Jackson, 2007; Jermayne Lett, 2011; Dezmin Lewis, 2014; Jestin Love, 2012; Stockton Mallett, 2016; George Odum, 2016, 17; Marcus Peters, 2013; Robert Rochell, 2019. Taylor Scott, 2007; Desmond Smith, 2015, 16; Tremont Smith, 2015, 16, 17; Wynrick Smothers, 2012; Kyle Stouffer, 2015; Chris Terrell, 2017, 18; Jordan Toliver, 2016; Hunter Watts, 2018, 19; Tyler Williams, 2016; Jatavious Wilson, 2014, 16; Lujuan Winningham, 2019; Jonathan Woodard, 2012, 13, 14, 15.

Houston Baptist

Gamar Girdy Brito, 2019; Garrett Dolan, 2016, 17; Raphael Lewis, 2017; Andre Walker, 2019.

UIW

Justin Alexandre, 2018; Phillip Baptiste, 2018; Ra'Quanne Dickens, 2018; Brandon Flores, 2018; Desmond Hite, 2017; Myke Tavarres, 2015; Cole Wick, 2015; Joe Zema, 2017.

Lamar

Mike Allman, 1965; Leon Babineaux, 1973, 74; Reggie Begelton, 2015; Kevin Bell, 1977; Richard Bjerke, 1967; Ronald Black, 1974; Garrett Bowery, 2018; Joe Bowser, 1972, 73; Matt Burnett, 1977; Charles Cantrell, 1972; Sam Choice, 1980; Rodney Clay, 1984; Rony Colbert, 1972, 73, 74; Gary Crockett, 1969, 70, 71; Dick Croxton, 1965, 66, 67; Richard Cummings, 1968; Jake David, 1965, 66; Donnie Davis, 1974, 76; Jesse Dickson, 2013; Cody Elenz, 2015; Keith Elliot, 1974; Victor Enard, 1977, 78, 79; Rickey Fernandez, 1985; Johnny Fuller, 1966, 67; Ronnie Gebauer, 1969; Patrick Gibbs, 1971; Bill Groberg, 1967; Anthony Guillory, 1964; Larance Hale, 2015; Kade Harrington, 2015; Herbert Harris, 1981; Jerry Harvey, 1969; Donald Hill, 1974; Danny Jones, 1966; Kollin Kahler, 2013; Bill Kilgore, 1965, 67; David Jones, 1982; Harold Lafitte, 1965; Brendan Langley, 2016; Benny Lansford, 1968; Michael Lawson, 2019; Ed Marcontell, 1965, 66; Mordie Marcontell, 1969; Mike Marlow, 1981; Alfred Mask, 1979; Doug Matthews, 1972; Tyrus McGlothen, 2013; Vernon McManus, 1964, 65; Darrell Mingle, 1967; Burton Murchison, 1985; Kurt Phoenix, 1979; Phil Primm, 1965, 66; Mark Roberts, 2014; Howard Robinson, 1979; Eugene Seale, 1983, 84, 85; Tom Smiley, 1966, 67; Johnny Ray Smith, 1980; Bret Treadway, 2015; Clarence Wallace, 1977; Terry Lee Williams, 1982; Spergon Wynn, 1966, 67.

McNeese

Arinze Agada, 2012, 13; Nate Allen, 1972; Andre Anderson, 2010, 11; Brad Archie, 2001; Donnie Ashley, 1997; Charles Ayro, 1997, 98; Mark Barousse, 1981; Randy Battaglio, 1973; Trey Bennett, 2007; Blake Bercegeay, 2006; Billy Blakeman, 1972, 73; BJ Blunt, 2018; Greg Bonvillian, 1995; Blair Bradley, 1997; Jean Breaux, 2015; Malcolm Bronson, 2009, 10; Zack Bronson, 1993, 94, 95, 96; Bo Brown, 2015; Marsh Buice, 1995; Daryl Burckel, 1980; Colby Burton, 2018; Jessie Burton, 1998; Rod Cantu, 2000; Clay Carroll, 1980; Ronald Cherry, 1994; Tony Citizen, 1989; Corday Clark, 2010; Lonnie Collins, 1980, 81, 82; Wayne Cordova, 1999; Robert Davenport, 1980, 81; Jason Davis, 2002; Tarius Davis, 1998, 99; Terence Davis, 1995; Kevin Dorn, 2014; Jim Downing, 1979; Darion Dunn, 2019; Douglas Dutt, 1974; Everett Ellefsen, 2013; Richard Ellender, 1978; Antoine Everett, 2013, 14; Henry Fields, 1995; James Files, 1973, 74, 75; Derrick Fourroux, 2009; Carlese Franklin, 2006, 07; Doug Fruge, 1976; Ryan Garrison, 2002; Miguel Gauthreaux, 2010; Damon Gladney, 1995; Isaiah Golden, 2015; Joey Gregory, 1980; Greg Griffin, 1974; Lance Guidry, 1993; Rusty Guilbeau, 1980, 81; Jeff Hamilton, 2002; David Hamm, 2017; Tim Harris, 1979; Adam Henry, 1993; Enos Hicks, 1972; Dominique Hill, 2017; Wes Hines, 1999, 2000; Dwight Hudler, 2002, 03; Terry Irving, 2003, 91, 92, 93; Vaalyn Jackson, 2007, 08; Nic Jacobs, 2013; Charles Jefferson, 1976, 78; Darrell Jenkins, 2009, 11; Flip Johnson, 1986; John Paul Jones, 2002, 03; Buford Jordan, 1981, 82, 83; Simon Jordan, 1984; Kerry Joseph, 1995; Kirby Joseph, 2006; Joe Judge, 2001; Jamelle Juneau, 2006; Eric Kidd, 1992, 93; Barry Kimble, 1976; Vick King, 2002, 03; Alex Kjellsten, 2018; Glenn Koch, 1988; Damon Lafrenz, 1997, 98, 99; Vincent Landrum, 1994, 95; Preston Lanier, 1975; Jose Larios, 1993, 95; Luke Lawton, 2002, 03; Cody LeBlanc, 2003, 04; Trent Lee, 1989; Tim Leger, 1996; Desmond Lighten, 2009, 10, 11; Josh Lewis, 2010; Kyle Link, 2008; Chris Livings, 2019; Wes Mangan, 2009; John Marino, 2002, 03; Quinton Marsh, 2015; Ray Martin, 1978, 79; Bret Martin, 1980, 81, 82; Jermaine Martin, 2002; Pat Matthews, 1998, 99; Theron McClendon, 1980; Terry McFarland, 1977; B.J. McNutt, 2002; Guy Morgan, 2013; Jake Morrison, 2000; Tom Murphy, 1979; Eman Naghavi, 2007, 08; Pat Neck, 1991, 92, 93; Allen Nelson, 2007, 08; Reggie Nelson, 1997, 98; Keith Ortego, 1984; Toddrick Pendland, 2008, 09; Ralph Phillips, 1975; Mike Pierce, 1989, 90; Kavika Pittman, 1994, 95; Marty Posey, 1992; Brent Pousson, 2006; Blake Prejean, 1997; Harry Price, 1979; Hadley Prince, 2002; Gunnar Raborn, 2017; Chad Reeves, 1995; Casey Richter, 2009; Eric Roberts, 1990, 91; Roderick Royal, 2002, 03; Lawayne Ross, 2017; Blayne Rush, 1991, 93; Aaron Sam, 2014; B.J. Sams, 2003; Alec Savoie, 2011; Dana Scott, 1992, 93, 94; Wallace Scott, 2015; Artie Shankle, 1979; Bryan Smith, 2006, 07; Bobby Smith, 1991; Keith Smith, 2002, 03; Leonard Smith, 1981, 82; Diontae Spencer, 2013; Stephen Starring, 1980, 81; Don Stump, 1979, 80, 81; Kip Texada, 1989, 90; Johnnie Thibodeaux, 1974; Khalil Thomas, 2016; Jonathan Walker, 2007; Michael Warren, 1993; Steven Whitehead, 2006; Clyde Williams, 1997; Bobby Wilson, 1976; Marcus Wiltz, 2013; Jerrell Zeno, 2003.

Nicholls

Chandler Arceneaux, 2016, 18; Jacob Bender, 2005, 06; PJ Burkhalter, 2019; Bradston Burnside, 2019; Broderick Cole, 2005, 2007; Colt Colletti, 2001, 04; Chris Crawford, 2003; Matt Deroche, 2002; Brian Dessesles, 1994; Adam Diel, 1994, 96; Dai Jean Dixon, 2019; Patrick Dolan, 2008, 09, 10; Toney Edison, 2006; Murphy Edwards, 1998; John Emery, 1996; Bobby Felder, 2010, 11; Lorrann Fonseca, 2018; Chase Fourcade, 2018, 19; Ben Gombossy, 2007; Julien Gums, 2019; Ryan Hanley, 2018; Cory Kemps, 2011; Sully Laiche, 2016, 18, 19; Michael LeBlanc, 1994; Jarvis Lillie, 1991; Chika Madu, 2011; Robert Martin, 1998; Marlin Meeks, 2009; Kareem Moore, 2007; Kevin Moore III, 2019; Royce Nelson, 1992; Joe Ogletree, 2005; Allen Pittman, 2019; Darryl Pounds, 1991, 92, 93, 94; Greg Reynolds, 1996; Josh Son, 2002; Cody Stogner, 2005; Chris Thompson, 2001, 02, 03; Jeremy Thompson, 2000; Joseph Tobias, 2005; Cory Vavala, 2005, 06; Evan Veron, 2018; LeJuan Walker, 2002; Michael Walker, 1991; Lardarius Webb, 2007, 08; Clarence Wiggins, 1994; David Willis, 2004; Michael Young, 2005.

Northwestern State

Darius Adams, 1992; Justin Aldredge, 2011; Issa Banna, 2004; Brian Booth, 2005; Demetress Bell, 2007; Michael Booker, 2010; Hayden Bourgeois, 2018; William Broussard, 1999; Justin Brown, 2004; Greg Buckley, 2003, 04; Andre Carron, 1989, 90, 91; Marion Chapman, 2014; Imoan Claiborne, 2014; Tory Collins, 2005, 06; Robert Daniel, 1998; Ron Davis, 1990; John Dippel, 1994; Ed Eagan, 2014, 15; Wesley Eckles, 2008; Al Edwards, 1989; Jazz Ferguson, 2018; Mike Funches, 1998; Mike Green, 1998, 99; Adrian Hardy, 1991, 92; Jayson Hayes, 1995; George Haynes, 1995; Randy Hilliard, 1989; Derrick Johnese, 2002, 04; Jamall Johnson, 2003, 04; Jermaine Jones, 1997, 98; John King, 1990; John Kulakowski, 1987; Byron Lawrence, 2007; De'Mard Llorens, 2016; Roy Locks, 2002; Jeremy Lofton, 2001; Tony Maranto, 1997; Clarence Matthews, 1994, 95; Terrence McGee, 2000, 01; Chris Moore, 2015; Edward Moses, 1992, 93; Greg Necaize, 1990; Quintene Newhouse, 2003, 04; Patrick Palmer, 1996, 97; Leonard Parker, 1988; David Pittman, 2004, 05; Ronnie Powell, 1997; Ed Queen, 2004, 06; Steve Readeaux, 1994; Archie Robinson, 1997; Kurt Rodriguez, 2000, 02; Derek Rose, 2010, 12; John Shaughnessy, 2011; Quan Shorts, 2019; Albert Smith, 2009; Marcus Spears, 1991, 92, 93; John Tappin, 1990; Tony Taylor, 1998, 99, 2000; Gene Tennison, 2001; Keith Thibodeaux, 1996; Carlos Treadway, 1992; Floyd Turner, 1988; Russ Washington, 2004, 05, 06; Robert Weeks, 2008; Ahmad Willis, 2001, 02; Toby Zeigler, 2004, 05.

Sam Houston State

Lish Adams, 1987, 88; Billy Anderson, 1987; Corey Avery, 2015, 16, 17; Michael Bankston, 1989, 90, 91; Bridge Blount, 2016; Bart Bradley, 1989; Woody Brandom, 2019; Jeremiah Briscoe, 2016; Chris Brown, 2007, 08; Chris Chaloupka, 1999; J.T. Cleveland, 2011, 12; Jonathon Cooper, 2001; Chris Crockett, 2011; Davion Davis, 2017, 18; Keith Davis, 2000, 01; Chase Denton, 2001; Tim Denton, 1995; T.J. Dibble, 2003; Matt Dominguez, 1998, 99, 2000; Paul Donelson, 2004; Lachlan Edwards, 2014; Ricky Eggleston, 1987; Josh Farrell, 1993; Eric Feilo, 2013; Joseph Fignshaw, 2016; Andre Finley, 1988; Timothy Flanders, 2010, 11, 12, 13; Darion Flowers, 2016; Matt Foster, 2012; Jarrod Fuller, 2004; Lance Garner, 2004; Floyd George, 1987; Jason Godfrey, 2003; Brandon Hale, 2006, 07; Lance Hancock, 2006; Marcus Hajdik, 1995; P.J. Hall, 2014, 15, 16, 17; Charles Harris, 1993; Keith Heinrich, 2000, 01; Will Henry, 2011; Keshawn Hill, 2014; Kaleb Hopson, 2012; Mark Hughes, 2004; Steve Izevbizua, 2003, 04; Donald Jackson, 2019, 14, 15; Kenneth Jenkins, 2010, 11; Jared Johnson, 2015; Justin Johnson, 2016, 17; T.J. Jones, 2012; Jeff Kerby, 1990; Ryan Klaus, 1995, 96; Willie Lacy, 1991; Dustin Long, 2004; Yedidah Louis, 2016; Chris Louvier, 2004; Jason Madkins, 2009; Dedrick Manigo, 1996; Blake Martin, 2006, 07; Trace Mascorro, 2019; Elvin Massenburge, 1994; Jason Mathenis, 2004; Zyon McCollum, 2018; Josh McCown, 2001; Victor McKnight, 1998, 99; Matt McRobert, 2019; Mike Ober, 1989; Trenier Orr, 2014, 15; Kevin Pesak, 1995, 96, 97; Troy Phipps, 2003; Kelvin Randall, 2001; Reginald Reddick, 2000; Byron Richmond, 2007; Derick Roberson, 2018; Corey Roberts, 2004, 05; Chris Rogers, 2012; Hunter Schmidt, 2009; Royce See, 2019; Richard Sincere, 2011, 12; Darius Smith, 1995; Stevie Smith, 2005; Bookie Sneed, 2013; Claude Stewart, 1992; Nathan Stewart, 2017; Greg Studdard, 1996; Dax Swanson, 2012; Darius Taylor, 2012; Darnell Taylor, 2011, 12; D.D. Terry, 2006; Tyler Tezeno, 2016; Colby Thomas, 2019; Luther Turner, 1987; Michael Wade, 2014; Mitchell Watanabe, 2017; Travis Watson, 2011; Torrance Williams, 2013; Murphy Yates, 1990, 91.

Southeastern Louisiana

Ryan Adams, 2014; Robert Alford, 2012; Pat Allen, 2019; Bryan Bennett, 2013, 14; Jonathan Braddock, 2014; Tommy Connors, 2008, 10; Isiah Corbett, 2014; Gasten Gabriel, 2013; Taylor Gadbois, 2016; Cqulin Hubert, 2013; Felton Huggins, 2005; Ferlando Jordan, 2019; Jay Lucas, 2007; Max Lyons, 2017; Harlan Miller, 2013, 14, 15; Mark Newbill, 2009; Marshall Paris, 2013; Juwan Petit-Frere, 2018; Xavier Roberson, 2013; Juwaan Rogers, 2016; Bransen Schwebel, 2018; Seth Sebastian, 2013; Maea Teuhema, 2017; Sione Teuhema, 2017; Jeff Turner, 2007; Donald Usry, 2006; Devonte Williams, 2018; Re'Keem Wilson, 2009; Simmie Yarborough, 2011.

Stephen F. Austin

Michael Adams, 2001; Bo Alexander, 1989; Bruce Alexander, 1988; Josh Aubrey, 2010, 2012; Cory Barlow, 2009; Greg Barnum, 2002; Damiyon Bell, 1995; George Bias, 2010, 11; Derrick Blaylock, 2000; Duane Brooks, 2009; Michael Brooks, 2013; Greg Bryant, 1989; David Carmona, 1996; Larry Centers, 1988, 89; Kenneth Charles, 2010; KaRon Coleman, 1999; Gralyn Crawford, 2010; David Crocker, 2001, 2003; Anthony Dingle, 2001, 02; Dominique Edison, 2008; Mike Everhart, 1993; John Franklin, 2016; Eugene Garner, 1997; David Gibbs, 1988; Karl Glimp, 2009; Kevin Goodwin, 1995; Brent Hafford, 2002, 03; Todd Hammel, 1989; Keldrick Holman, 2005, 06; Jeff Jackson, 1988, 89; Pat Jackson, 1989; Curtis James, 1995; Chris Jefferson, 1994, 96; Willie Jefferson, 2011, 12; Gus Johnson, 2012, 14; Jeremy Johnson, 1998; James Kern, 1995; Lee Kirk, 1995; Tim Knicky, 2008-09; Kevin Landry, 2003; Eric Lokey, 1987, 88; Brian Minton, 1995; Willie Mitchell, 1994; Keith Melcher, 1988; Jeremy Moses, 2010; David Phillips, 2003; Octus Polk, 1994; Chuck Rawlinson, 1988; Mikhael Ricks, 1997; Chris Roberson, 1994; Cordell Roberson, 2010, 11, 12; Darren Robinson, 2012; Storm Ruiz, 2019; Louie Runnells, 2006; Talton Russell, 1997; Terrance Shaw, 1994; Ryan Smith, 2004; Chad Stanley, 1997, 98; Roderick Stansill, 1989; Danny Southall, 2006; John Steele, 2012; David Temple, 1991; Tony Tompkins, 2003; Chuck Thompson, 2001; Jeremiah Trotter, 1996, 97; David Walden, 1999; Cedric Walker, 1990, 91, 92, 93; Sean Warren, 2010; David Whitmore, 1988, 89; Byron Williams, 2014; Jabara Williams, 2008, 09, 10; Michael Williams, 2003; Derrick Wright, 1990; Eric Wright, 1990; Joey Wylie, 1995.

FORMER MEMBERS

Arkansas State

Mike Adams, 1986; Fred Barnes, 1986; Vincent Barnett, 1986; Randy Barnhill, 1984, 85, 86; Bill Bergey, 1967, 68; Mike Berta, 1965; Donnie Beshears, 1969; Dennis Bolden, 1975; Dwane Brown, 1986; Ray Brown, 1985; Dan Buckley, 1968, 69; Steve Burks, 1972; Maurice Carthon, 1981; Jerry Castor, 1978, 79; Gary Cleve, 1970; Michael Cline, 1984, 85; Butch Cook, 1977; Keith Cox, 1978; Gary Crane, 1968; Carter Ray Crawford, 1985; Hugh Crisp, 1977; Dick Dixon, 1974, 75; Doug Dobbs, 1978; Wayne Dorton, 1971; Chet Douthit, 1970; Joe Duren, 1971; Rick Fishback, 1982; Charlie Fredrick, 1986; Danny Garrison, 1978; Bruce Gartman, 1980, 82; Bobby Gentry, 1970; Terry Gwin, 1966; James Hamilton, 1970; Calvin Harrell, 1969, 70, 71; Willie Harris, 1974; Leroy Harris, 1975, 76; David Hines, 1975; T.J. Humphreys, 1975, 76; Rickey Jemison, 1985, 86; Ken Jones, 1972, 75; Gerald Jumper, 1966; Jamie Klipsch, 1973; Larry Lawrence, 1978; Greg Lee, 1985, 86; Jimmy Lisko, 1975; Steve Lockhart, 1970, 71; Doug Lowery, 1973; Mike Malham, 1974, 75; John Manatt, 1974; Kevin McClelland, 1967; Frank McGuigan, 1968; Dennis Meyer, 1970, 71; David Mitchell, 1973; Eddie Morgan, 1975; Mike Morris, 1981, 82; Dave Muckensturm, 1970, 71, 72; Jerry Muckensturm, 1975; Dan Mullen, 1975; Joel Mullins, 1976; Verlon Murray, 1971; Marvin Neloms, 1984, 85, 86; Bill Pagano, 1964; Roy Painter, 1976; Bill Phillips, 1969, 70; H.K. Reeves, 1965; Jerry Reiman, 1973; Dick Ritchey, 1965, 66, 67; Scott Roper, 1986; Jerome Sims, 1983; Joe Slayton, 1978; Jack Smith, 1968, 69; Ron Smith, 1979; Robert Speer, 1975, 76; Steve Struble, 1968; Dan Summers, 1964, 65; John Suskie, 1986; Clovis Swinney, 1967, 68, 69; Leveren Tillman, 1981; Ed Troutt, 1984; David Walls, 1969; Marshall Walls, 1969; Lloyd Walls, 1975; Wesley Williams, 1978; Farrell Wilson, 1984; Stan Winfrey, 1974; Jim Wiseman, 1986; Ron Worthen, 1966, 67.

Jacksonville State

Joey Hamilton, 1998, 99; Delvin Hughley, 2000; Montressa Kirby, 1998; Eurosius Parker, 1998; Richie Rhodes, 2001, 02; Rondy Rogers, 2001; Jeremy Sullivan, 2000, 01; Deon White, 2002.

UL Lafayette

Louis Age, 1971; Willie Allen, 1980; Brent Anderson, 1981; Frank Bartley, 1978; Don Blair, 1971, 72; Rodney Breaux, 1979; Ken Chenier, 1978; Tyronne Copper, 1980; Roy Henry, 1976; Ron Irving, 1977, 78; Andy Martin, 1981; David Neustrom, 1973; Neal O'Brien, 1973; Dennis Peoples, 1980; G.A. Rodrigue, 1975; John Roveto, 1977; Bob Rule, 1976; Rafael Septien, 1975, 76; Rodney Smith, 1979; Dale Thomas, 1979, 80; Les Vogel, 1972, 73; Keith Walker, 1976, 77; Ken Williams, 1972.

ULM

Norman Amos, 1990; Raymond Baptiste, 1993; John Barbee, 1993; Bennie Bazley, 1992; Vincent Brisby, 1991, 92; Bubby Brister, 1985; Barry Broussard, 1983; Claude Brumfield, 1987; Arthur Christophe, 1982; John Clement, 1987; Robert Cobb, 1993; Eric Cox, 1991; Bobby Craighead, 1982; Cyril Crutchfield, 1987, 88; Bruce Daigle, 1982, 83; Scott Davis, 1985; Joey Evans, 1983, 84; James Folston, 1992, 93; Jesse Garcia, 1983; Teddy Garcia, 1987; Mike Grantham, 1983, 84; Richard Green, 1987; Jackie Harris, 1988, 89; Curtis Harrison, 1992; Rodney Horn, 1984; Stan Humphries, 1987; Tommy Jackson, 1986; Will Johnson, 1986; Benny Jones, 1983; Chris Jones, 1985; Reggie Lawson, 1988, 90; Wendal Lowrey, 1992; Mike Manzullo, 1987; Rod Moon, 1989, 90; David Outley, 1983; Roosevelt Potts, 1991, 92; Cisco Richard, 1990; Greg Robinson, 1992; Tag Rome, 1982, 83; Ricky Sanders, 1982; Matt Shepherd, 1991, 92; Darrell Slater, 1984; Darnell Small, 1995; Irving Spikes, 1993; Mike Turner, 1985; Rob Wallow, 1991; Kevin Washington, 1993; Ronnie Washington, 1984; Chris Weaver, 1983; Anthony Williams, 1990; Stepfret Williams, 1993; Vic Zordan, 1992.

Louisiana Tech

Doyle Adams, 1984, 85; Larry Anderson, 1976, 77; Rodney Bagley, 1975; Lyn Bankston, 1980; Mike Barber, 1974, 75; Russell Bates, 1973; George Benyola, 1984, 85; Glen Berteau, 1973; Jimmy Blackshire, 1977, 78; Tony Boles, 1981, 82; Ken Bonnette, 1977; Roger Carr, 1972, 73; John Causey, 1972, 73; Randy Crouch, 1974; Roberto Dager, 1982; Fred Dean, 1971, 72, 73, 74; Haywood Dejean, 1981; Jean Dornier, 1978; Paddy Doyle, 1986; Matt Dunigan, 1982; Denny Duron, 1972, 73; Gerald Eddings, 1975; Rod Foppe, 1977; Pat Greer, 1972, 73; Ken Hetherington, 1985; Phil Israel, 1971; Erick Johnson, 1971; Walter Johnson, 1984, 85, 86; Zack Jones, 1979; Trey Junkin, 1982; Austin Kattenbraker, 1982; Doug Landry, 1983, 84, 85; Ken Lantrip, 1971; C.J. Lottinger, 1978; Ardis McCann, 1978; Larry McCartney, 1977; Charles McDaniel, 1971, 74; Joe McNeely, 1972, 73; Lester Mills, 1985; Mike Nickel, 1982; Leland Padgett, 1980; Ronnie Paggett, 1977; Joey Pender, 1981; Donnie Perry, 1975, 77; Jerry Pope, 1973, 74, 76; Garlon Powell, 1986; Johnny Robinson, 1978, 79, 80; Billy Ryckman, 1976; Rickey Shirley, 1974; Clayton Shoemaker, 1986; Scooter Spruiell, 1978; Mike Swinney, 1971; Keith Thibodeaux, 1977; Chris Tilley, 1983; Pat Tilley, 1974, 75; Roy Waters, 1974; Donald Washington, 1984, 85; John Henry White, 1975, 77; Curley White, 1977; Wenford Wilborn, 1973, 74; George Yates, 1978; Andre Young, 1979, 80, 81.

North Texas

Bron Beal, 1986, 87, 88; Scott Bowles, 1987, 88, 90; David Brown, 1994; Marcus Camper, 1988; Greg Carter, 1983; Keith Chapman, 1988, 89; Darrin Collins, 1987; Rayford Cooks, 1983; Scott Davis, 1988, 90; Ed Fleming, 1986; Byron Gross, 1989, 90; Lester Harper, 1983; Ronnie Hickman, 1983; Willis Hudson, 1994; Rex Johnson, 1988; John Lott, 1986;

Mitch Maher, 1994; Roderick Manning, 1989; Gordon McFeders, 1987; Tom Middaugh, 1987; Mike Minter, 1986; Kendell Nelson, 1987; Zane Paschall, 1988; Kim Phillips, 1987, 88; Dwight Poole, 1987; Dan Reeder, 1983; Mike Rhone, 1986; Jay Saad, 1984; Luis Silva, 1994; John Starnes, 1983, 84; Lance White, 1986.

UT Arlington

Brent Albright, 1976; Keith Arbon, 1985; Greg Bailey, 1968; Ernest Baptist, 1970, 71, 72; Mike Barnes, 1966; Ron Barnett, 1974-75; Mike Baylor, 1967; Bob Beckner, 1975, 76; Bill Bradshaw, 1976; Hiram Burleson, 1971, 72; Dexter Bussey, 1972, 73; Skipper Butler, 1967, 68, 69; Scotty Caldwell, 1982, 83, 84; Mark Cannon, 1981, 83; Dwight Carey, 1977; Bruce Collie, 1982, 83, 84; Rhea Coppedge, 1972; Guy Davis, 1978; Jack DeGrenier, 1972; Roy Dewalt, 1978, 79; Bob Diem, 1966, 67; Fred Doerr, 1967; Mickey Eddleman, 1969; David Flake, 1976; Fred Gough, 1968; Danny Griffin, 1967, 68, 69; Clint Hailey, 1985; Jack Hall, 1964; Brent Hargrove, 1982; Bill Harris, 1979; Dick Hill, 1968; Roy Hinojosa, 1981; Steve Jackson, 1965; Derrick Jensen, 1976, 77; Phillip Jessie, 1980; Randy Johnson, 1981; Kevin Kogucz, 1979; Ken LaJustice, 1965; Gary Lewis, 1980; Jim Marcum, 1968; Mike Matocha, 1979; Bud McCluskey, 1980; Tim McKyer, 1984, 85; Don Morrison, 1969; Ken Ozee, 1965, 66; Troy Patridge, 1969; Keith Pressley, 1969; Mickey Rayfield, 1983; Ken Riley, 1966, 67; David Smalls, 1976; Mike Stamps, 1968; Danny Stout, 1981, 82; Jimmy Thomas, 1967; Willie Thomas, 1976, 77, 79; Bob Utley, 1965; Dewey Wakefield, 1977, 78; Robert Willbanks, 1966, 67; Melvin Witt, 1966.

Texas State

Paul Alsbury, 1990; Clenton Ballard, 2000, 01; Rick Barrow, 1999; Clint Bendele, 1999; Jeff Bowen, 2008; Blake Burton, 2006, 08; Karrington Bush, 2008; Victor Carr, 1993; C.J. Carroll, 1999, 2000; Jeremy Castillo, 2006; Chad Coleman, 1990; Myron Coleman, 2000; Cory Eloff, 2003, 04, 05; Fred Evans, 2004, 05; Brad Fulks, 1987; Da' Marcus Griggs, 2010; D.J. Hall, 2009, 10; Like Horder, 2005; Bill Jones, 1988; Stan Jones, 2005; Tom Keresztury, 2005; Cameron Luke, 2007, 08; Chris MacDonald, 2006, 07; Justin Martinez, 2001; Claude Mathis, 1994, 95, 96, 97; Ben McClellan, 1999; Adam Means, 1996-97; Walter Musgrove, 2005, 06; Barrick Nealy, 2005; Jeff Novak, 1989; Greg Pitts, 2001; Gilbert Price, 1991; Mishak Rivas, 2009; Reggie Rivers, 1990; John Rowland, 1994; Spicer Sigman, 1992, 93; David Simmons, 2004, 05; Eric Tennessee, 1987; Ervin Thomas, 1991; Travis Upshaw, 2005; Darrick Vaughn, 1999; Doug Wheeler, 2001; Markee White, 2005; Ray Whitehead, 1992; Donald Wilkerson, 1994; Maurice Williams, 1991; Rod Woodard, 1991.

Trinity

Jim Anderson, 1968; Ronnie Boyette, 1968; Edwin Ckudre, 1965; Truman Franks, 1965; Jackie Hall, 1965, 66; William Hines, 1967, 68; Bill Hodge, 1971; Walter Huntley, 1970; Bruce Jackson, 1969, 70, 71; Johnny Jones, 1964; Bill Keresztury, 1970, 71; Steve Laidlaw, 1971; Greg Lens, 1968; Obert Logan, 1964; Steve Majka, 1971; Les Obie, 1964; Greg Oliver, 1970; Kit Sommers, 1969; Marvin Upshaw, 1966, 67; Donnie Witwiski, 1966; Billy Woodlee, 1966.

Troy

Tim Betts, 2000; Shane Black, 1996; Thad Buttone, 2000; Blake Carruthers, 2000; Jonathan Carter, 2000; Scott Childers, 1996; Nick Colbert, 2000; Aaron Fields, 1999; Arrid Gregory, 1996; Kerry Jenkins, 1996; Clifford Ivory, 1997; Reggie Lowe, 1997; Al Lucas, 1998, 99; Pratt Lyons, 1996; Michael Moore, 1999; Stacy Murray, 1996; Brock Nutter, 2000; Anthony Rabb, 1998, 99; Cleve Roberts, 1997, 98; Demetric Shipman, 1996; Eric Sloan, 1998, 99; Willie Smith, 1996; Marcus Spriggs, 1997, 98; Shawn Stucky, 1997; Charles Thomas, 2000; Lawrence Tynes, 2000.

MISCELLANEOUS RECORDS



COACHING VICTORIES

Coach, School	Years	W-L-T	Pct
Ron Randleman, SHSU*	1987-04	100-100-3	.500
Sam Goodwin, NSU*	1987-99	83-64-2	.564
Matt Viator, MCN	2006-15	78-33-0	.703
Bobby Keasler, MCN	1990-98	78-34-2	.693
Maxie Lambright, LTU	1971-78	73-17-2	.804
K.C. Keeler, SHU	2014-pres.	59-22-0	.728
Vernon Glass, LU	1964-75	58-64-0	.476
Pat Collins, ULM	1982-88	52-29-0	.641
Larry Lacewell, ASU	1979-86	51-42-0	.548
Bill Davidson, ASU	1971-78	51-32-1	.613
Clint Conque, UCA/SFA**	2007-17	50-55-0	.476

SLC COACHING VICTORIES

Coach, School	Years	W-L-T	Pct
Matt Viator, MCN	2006-15	54-18-0	.750
Ron Randleman, SHSU	1987-2004	51-59-2	.464
Sam Goodwin, NSU	1987-99	49-32-2	.568
Bobby Keasler, MCN	1990-98	43-13-2	.759
K.C. Keeler, SHSU	2014-pres.	42-11-0	.792
Maxie Lambright, LTU	1971-78	33-6-1	.838
Clint Conque, UCA/SFA*	2007-17	32-34-0	.485
Jay Thomas, NICH/NSU	2004-09, 13-17	32-48-0	.400
Tim Rebowe, NICH	2015-pres.	29-16-0	.644
Vernon Glass, LU	1964-75	27-25-1	.519

COACHING WINS/YEAR

Coach, School	Years	W-L-T	W/Yr
Willie Fritz, SHSU	2010-13	40-15-0	10.00
K.C. Keeler, SHU	2014-pres.	59-22-0	9.83
Ernie Duplechin, MCN	1979-81	28-6-0	9.33
Larry Blakeney, TROY*	1996-00	46-16-0	9.20
Maxie Lambright, LTU	1971-78	73-17-2	9.13
Bobby Keasler, MCN	1990-98	78-34-2	8.67
Matt Viator, MCN^	2006-15	78-33-0	7.80
Nathan Brown, UCA	2018-pres.	15-9-0	7.50
Pat Collins, ULM	1982-88	52-29-0	7.43
Bennie Ellender, ASU	1964-70	50-14-4	7.43

WINNING PERCENTAGE

Coach, School	Years	W-L-T	Pct.
Ernie Duplechin, MCN	1979-81	28-6-0	.814
Maxie Lambright, LTU	1971-78	73-17-2	.804
Bennie Ellender, ASU	1964-70	50-14-4	.765
Larry Blakeney, TROY*	1996-00	46-16-0	.742
K.C. Keeler, SHU	2014-pres.	59-22-0	.728
Willie Fritz, SHSU	2010-13	40-15-0	.727
Matt Viator, MCN	2006-15	78-33-0	.703
Bobby Keasler, MCN	1990-98	78-34-2	.696
Jack Doland, MCN	1972-78	50-25-2	.662
Tommy Tate, MCN	2000-06	49-26-0	.653

*Only includes records during years as Southland member;
^Includes partial year in 2006 (eight games); Active coaches in bold.
18 Southland Conference victories and 24 overall victories vacated by NCAA action

INTRA-CONFERENCE RECORDS

Membership	Joined	W-L-T	Pct.
Central Arkansas	2007	74-29-0	.718
McNeese	1972	196-101-7	.656
Sam Houston State	1987	130-96-2	.575
Southeastern Louisiana	2005	58-56-0	.509
Northwestern State	1987	107-117-2	.478
Stephen F. Austin	1987	85-114-3	.428
UIW	2014	21-30-0	.412
Nicholls	1991	71-130-1	.354
Abilene Christian (1964-72)	2014	31-59-1	.346
Lamar (1964-86)	2011	62-123-2	.337
Houston Baptist	2014	6-44-0	.120

Former Members	Years	W-L-T	Pct.
Troy	1996-00	25-9-0	.735
ULM	1982-93	50-21-2	.708
Louisiana Tech	1971-86	57-24-2	.699
Arkansas State	1964-86	62-44-5	.581
Trinity	1964-71	17-16-0	.515
UT Arlington	1964-85	52-52-2	.500
North Texas	1983-94	36-36-2	.500
Texas State	1987-10	60-91-1	.398
UL Lafayette	1971-81	18-33-4	.364
Jacksonville State	1997-02	12-28-0	.300

NON-CONFERENCE RECORDS

	FBS ¹	FCS ²	Non Division I		Total
1975	17-13-1 .565	— —	1-0-0 1.000	18-13-1	.578
1976	21-10-0 .677	— —	0-0-0 —	21-10-0	.677
1977	19-16-1 .542	— —	2-0-0 1.000	21-16-1	.566
1978	9-18-1 .339	5-2-0 .714	1-0-0 1.000	15-20-1	.431
1979	13-12-2 .519	6-1-0 .857	2-0-0 1.000	21-13-2	.611
1980	8-20-0 .286	4-2-0 .667	3-0-0 1.000	15-22-0	.405
1981	11-18-0 .379	3-1-0 .750	1-2-0 .333	15-21-0	.417
1982	3-19-1 .152	12-5-0 .706	4-1-0 .800	19-25-1	.433
1983	5-11-1 .324	10-7-0 .588	2-0-0 1.000	17-18-1	.486
1984	3-10-0 .231	17-6-0 .739	3-2-0 .600	23-18-0	.561
1985	4-8-0 .333	15-5-0 .750	2-3-0 .400	21-16-0	.568
1986	4-9-1 .321	11-9-1 .548	3-1-0 .750	18-19-2	.487
1987	1-8-0 .111	19-10-1 .650	4-1-0 .800	24-19-1	.557
1988	3-5-0 .375	18-10-0 .643	4-0-0 1.000	25-15-0	.625
1989	0-5-0 .000	13-12-0 .520	3-2-0 .600	16-19-0	.457
1990	1-6-0 .143	7-16-0 .304	4-2-0 .667	12-24-0	.333
1991	2-3-0 .400	8-12-2 .409	7-1-0 .875	17-16-2	.514
1992	1-5-0 .167	11-9-0 .550	7-3-0 .700	19-17-0	.528
1993	1-3-0 .250	11-14-0 .440	5-1-0 .833	17-18-0	.486
1994	0-4-0 .000	16-10-1 .611	7-0-0 1.000	23-14-1	.618
1995	1-1-0 .500	16-14-0 .533	6-1-0 .857	23-16-0	.590
1996	2-4-0 .333	15-10-0 .600	7-1-0 .875	24-15-0	.615
1997	0-4-0 .000	12-7-0 .632	7-1-0 .875	19-12-0	.613
1998	1-5-0 .167	13-9-0 .591	7-1-0 .875	21-15-0	.583
1999	2-7-0 .222	3-14-0 .176	8-0-0 1.000	13-21-0	.382
2000	5-4-0 .556	8-9-0 .471	7-0-0 1.000	20-13-0	.606
2001	4-8-0 .333	13-8-0 .619	6-0-0 1.000	23-16-0	.590
2002	1-6-0 .143	20-8-0 .714	6-0-0 1.000	27-14-0	.659
2003	2-7-0 .222	11-11-0 .500	6-2-0 .750	19-20-0	.487
2004	0-2-0 .000	19-13-0 .594	5-0-0 1.000	24-15-0	.615
2005	1-7-0 .125	12-7-0 .632	5-0-0 1.000	18-14-0	.563
2006	0-15-0 .000	5-6-0 .454	6-3-0 .667	11-21-0	.344
2007	2-8-0 .200	5-8-0 .385	6-3-0 .667	13-19-0	.406
2008	0-9-0 .000	10-5-0 .667	10-0-0 1.000	20-14-0	.588
2009	1-10-0 .091	8-9-0 .471	8-0-0 1.000	17-19-0	.472
2010	0-11-0 .000	11-7-0 .611	4-0-0 1.000	15-18-0	.455
2011	1-11-0 .083	12-7-0 .632	7-0-0 1.000	20-18-0	.526
2012	1-15-0 .063	9-5-0 .643	8-0-0 1.000	18-20-0	.474
2013	2-10-0 .167	16-7-0 .696	7-0-0 1.000	26-17-0	.605
2014	2-11-0 .154	9-10-0 .474	6-3-0 .667	17-24-0	.415
2015	0-11-0 .000	2-4-0 .333	6-0-0 1.000	7-15-0	.318
2016	1-11-0 .083	5-6-0 .455	4-1-0 .800	10-18-0	.357
2017	0-9-0 .000	8-9-0 .471	2-0-0 1.000	10-18-0	.357
2018	1-12-0 .077	5-4-0 .555	3-0-0 1.000	9-16-0	.360
2019	1-14-0 .067	11-3-0 .786	4-2-0 .667	16-19-0	.457

¹Includes Independence Bowl games; ²includes FCS playoff games.



MISCELLANEOUS RECORDS

HISTORY & RECORDS

MOST POINTS, WINNING TEAM

Points	Winning Team	Opponent	Final Score	Date
76	Southeastern La.	Houston Baptist	76-7	Nov. 8, 2014
72	Lamar	Houston Baptist	72-14	Nov. 1, 2014
71	Stephen F. Austin	Lamar	71-3	Sept. 18, 2010
70	Central Arkansas	Houston Baptist	70-0	Oct. 11, 2014
70	Sam Houston State	Southeastern La.	70-0	Nov. 3, 2012
69	McNeese	Stephen F. Austin	69-38	Nov. 9, 2013
69	Stephen F. Austin	Lamar	69-10	Nov. 5, 2011
69	Sam Houston State	Nicholls	69-17	Nov. 6, 1999
69	Arkansas State	Lamar	69-7	Oct. 31, 1970
66	Central Arkansas	Stephen F. Austin	66-31	Oct. 26, 2013
66	Sam Houston State	Lamar	66-0	Oct. 29, 2011
66	Sam Houston State	Nicholls	66-17	Sept. 23, 2017
66	Central Arkansas	Houston Baptist	66-35	Oct. 6, 2018

MOST POINTS, BOTH TEAMS

Points	Winning Team	Opponent	Final Score	Date
114	Southeastern La.	Houston Baptist	62-52	Oct. 13, 2018
111	Stephen F. Austin	ULM	66-45	Nov. 11, 1989
111	Sam Houston State	UIW	63-48	Oct. 8, 2016
107	McNeese	Stephen F. Austin	69-38	Nov. 9, 2013
105	Sam Houston State	Stephen F. Austin	56-49	Nov. 2, 2013
105	McNeese	Sam Houston State	63-42	Nov. 7, 2009

MOST POINTS, LOSING TEAM

Points	Losing Team	Opponent	Final Score	Date
52	Houston Baptist	Southeastern La.	52-62	Oct. 13, 2018
50	Texas State	Southeastern La.	50-51	Oct. 10, 2009
49	Stephen F. Austin	Sam Houston State	49-56	Nov. 2, 2013
48	UIW	Sam Houston State	48-63	Oct. 8, 2017
47	Texas State	Nicholls	47-49 ^{OT}	Oct. 16, 2010
47	McNeese	Sam Houston State	47-52	Nov. 5, 2004
46	Sam Houston State	Central Arkansas	46-48	Oct. 11, 2008
46	Sam Houston State	Lamar	46-49	Sept. 19, 2015
45	Sam Houston State	Texas State	45-48 ^{OT}	Nov. 22, 2008
45	Southeastern La.	Stephen F. Austin	45-48	Oct. 4, 2008

LARGEST MARGIN OF VICTORY

Margin	Winning Team	Opponent	Final Score	Date
70	Central Arkansas	Houston Baptist	70-0	Oct. 11, 2014
70	Sam Houston State	Southeastern La.	70-0	Nov. 3, 2012
69	Southeastern La.	Houston Baptist	76-7	Nov. 8, 2014
68	Stephen F. Austin	Lamar	71-3	Sept. 18, 2010
66	Sam Houston State	Lamar	66-0	Oct. 29, 2011
62	Arkansas State	Lamar	69-7	Oct. 31, 1970

*Only includes conference-only games

MOST SCORING SHUTOUTS/SEASON

No.	Team	Year	Opponents	Score
4	Louisiana Tech	1973	UL Lafayette*	23-0
			UT Arlington*	44-0
			ULM	44-0
			Western Kentucky	34-0

* indicates Southland Conference game

MOST SLC SHUTOUTS/SEASON

No.	Team	Year	Opponents	Score
2	Troy	2000	Stephen F. Austin	6-0
			Jacksonville State	28-0
2	McNeese	1988	ULM	23-0
			Sam Houston State	37-0
2	Arkansas State	1985	North Texas	56-0
			Lamar	21-0
2	McNeese	1985	North Texas	0-0
			ULM	10-0
2	North Texas	1985	McNeese	0-0
			Lamar	20-0
2	North Texas	1983	Arkansas State	17-0
			Lamar	10-0
2	McNeese	1974	UL Lafayette	38-0
			UT Arlington	43-0
2	Louisiana Tech	1973	UL Lafayette	23-0
			UT Arlington	44-0
2	Sam Houston State	1973	Nicholls	41-0
			Southeastern La.	70-0

ALL-TIME STANDINGS



1964	Southland				All Games			
	W	L	T	Pct.	W	L	T	Pct.
Lamar ¹	3	0	1	.875	6	2	1	.723
Arkansas State	2	0	2	.750	7	0	2	.889
Trinity	2	2	0	.500	3	7	0	.300
Abilene Christian	1	3	0	.250	5	5	0	.500
UT Arlington	0	3	1	.125	3	6	1	.350

¹includes loss in Pecan Bowl

1965	Southland				All Games			
	W	L	T	Pct.	W	L	T	Pct.
Lamar	3	1	0	.750	6	4	0	.600
UT Arlington	2	2	0	.500	6	3	0	.667
Trinity	2	2	0	.500	4	5	1	.450
Abilene Christian	2	2	0	.500	4	5	0	.444
Arkansas State	1	3	0	.250	6	3	0	.667

1966	Southland				All Games			
	W	L	T	Pct.	W	L	T	Pct.
UT Arlington	3	1	0	.750	6	4	0	.600
Lamar	3	1	0	.750	6	4	0	.600
Arkansas State	2	2	0	.500	7	2	0	.778
Trinity	2	2	0	.500	5	4	0	.556
Abilene Christian	0	4	0	.000	4	6	0	.400

1967	Southland				All Games			
	W	L	T	Pct.	W	L	T	Pct.
UT Arlington ¹	4	0	0	1.000	10	1	0	.909
Lamar	3	1	0	.750	7	3	0	.700
Arkansas State	2	2	0	.500	4	5	0	.444
Trinity	1	3	0	.250	3	7	0	.300
Abilene Christian	0	4	0	.000	3	6	0	.333

¹includes win in Pecan Bowl

1968	Southland				All Games			
	W	L	T	Pct.	W	L	T	Pct.
Arkansas State ¹	3	0	1	.875	7	3	1	.682
UT Arlington	3	1	0	.750	6	4	0	.600
Trinity	2	2	0	.500	5	4	0	.556
Abilene Christian	1	2	1	.375	4	5	1	.421
Lamar	0	4	0	.000	0	10	0	.000

¹includes loss in Pecan Bowl

1969	Southland				All Games			
	W	L	T	Pct.	W	L	T	Pct.
Arkansas State ¹	4	0	0	1000	8	1	1	.850
Abilene Christian	2	2	0	.500	8	2	0	.800
UT Arlington	2	2	0	.500	5	5	0	.500
Trinity	2	2	0	.500	4	6	0	.400
Lamar	0	4	0	.000	3	7	0	.300

¹includes win in Pecan Bowl

1970	Southland				All Games			
	W	L	T	Pct.	W	L	T	Pct.
Arkansas State ¹	4	0	0	1000	11	0	0	1000
Abilene Christian	3	1	0	.750	9	2	0	.818
Trinity	2	2	0	.500	5	6	0	.455
Lamar	1	3	0	.250	3	7	0	.300
UT Arlington	0	4	0	.000	0	10	0	.000

¹includes win in Pecan Bowl

1971	Southland				All Games			
	W	L	T	Pct.	W	L	T	Pct.
Louisiana Tech ¹	4	1	0	.800	9	2	0	.818
Trinity	4	1	0	.800	8	2	0	.800
Lamar	4	1	0	.800	5	6	0	.455
UL Lafayette	2	2	1	.500	5	4	1	.550
Arkansas State	1	3	1	.300	4	4	1	.500
Abilene Christian	1	4	0	.200	5	5	0	.500
UT Arlington	1	4	0	.200	2	9	0	.182

¹includes win in Pioneer Bowl

1972	Southland				All Games			
	W	L	T	Pct.	W	L	T	Pct.
Louisiana Tech ¹	5	0	0	1000	12	0	0	1000
UT Arlington	4	1	0	.800	5	6	0	.455
McNeese	3	2	0	.600	8	3	0	.728
Lamar	3	2	0	.600	8	3	0	.728
UL Lafayette	1	4	0	.200	5	6	0	.455
Arkansas State	1	4	0	.200	4	7	0	.364
Abilene Christian	1	4	0	.200	3	8	0	.273

¹includes win in Grantland Rice Bowl

1973	Southland				All Games			
	W	L	T	Pct.	W	L	T	Pct.
Louisiana Tech ¹	5	0	0	1.000	12	1	0	.923
Arkansas State	3	2	0	.600	7	3	0	.700
Lamar	3	2	0	.600	5	5	0	.500
McNeese	2	3	0	.400	7	3	0	.700
UT Arlington	2	3	0	.400	4	6	0	.400
UL Lafayette	0	5	0	.000	0	10	0	.000

¹includes 3-0 record in Division II playoffs

1974	Southland				All Games			
	W	L	T	Pct.	W	L	T	Pct.
Louisiana Tech ¹	5	0	0	1000	11	1	0	.971
Lamar	4	1	0	.800	8	2	0	.800
Arkansas State	3	2	0	.600	7	3	0	.700
McNeese	2	3	0	.500	6	4	1	.591
UT Arlington	1	4	0	.200	1	10	0	.091
UL Lafayette	0	5	0	.000	2	9	0	.182

¹includes 1-1 record in Division II playoffs

1975	Southland				All Games			
	W	L	T	Pct.	W	L	T	Pct.
Arkansas State	5	0	0	1000	11	0	0	1.000
Louisiana Tech	4	1	0	.800	8	2	0	.800
McNeese	3	2	0	.600	7	4	0	.636
UL Lafayette	2	3	0	.400	6	5	0	.545
UT Arlington	1	4	0	.200	4	7	0	.364
Lamar	0	5	0	.000	1	10	0	.091

1976	Southland				All Games			
	W	L	T	Pct.	W	L	T	Pct.
McNeese ¹	4	1	0	.800	10	2	0	.833
UL Lafayette ²	4	1	0	.800	7	4	0	.636
UT Arlington	3	2	0	.600	5	6	0	.455
Louisiana Tech	2	3	0	.400	6	5	0	.545
Arkansas State	2	3	0	.400	5	6	0	.455
Lamar	0	5	0	.000	2	9	0	.182

¹includes win in Independence Bowl; ²forfeited two regular-season wins

1977	Southland				All Games			
	W	L	T	Pct.	W	L	T	Pct.
Louisiana Tech ¹	4	0	1	.900	9	1	2	.833
UL Lafayette	2	1	2	.600	6	4	2	.583
UT Arlington	3	2	0	.600	5	6	0	.455
Arkansas State	2	3	0	.400	7	4	0	.636
McNeese	1	3	1	.300	5	5	1	.500
Lamar	1	4	0	.200	2	9	0	.182

¹includes win in Independence Bowl

1978	Southland				All Games			
	W	L	T	Pct.	W	L	T	Pct.
Louisiana Tech ¹	4	1	0	.800	6	5	0	.545
Arkansas State	4	1	0	.800	7	4	0	.636
UT Arlington	3	2	0	.600	5	6	0	.455
McNeese	2	3	0	.400	7	4	0	.636
UL Lafayette	2	3	0	.400	3	8	0	.273
Lamar	0	5	0	.000	2	8	1	.227

¹includes loss in Independence Bowl

1979	Southland				All Games			
	W	L	T	Pct.	W	L	T	Pct.
McNeese ¹	5	0	0	1.000	11	1	0	.917
UT Arlington	4	1	0	.800	9	2	0	.818
Lamar	3	2	0	.600	6	3	2	.636
UL Lafayette	1	4	0	.200	4	7	0	.364
Arkansas State	1	4	0	.200	4	7	0	.364
Louisiana Tech ²	1	4	0	.200	3	8	0	.273

¹includes loss in Independence Bowl; ²includes one win by forfeit

1980	Southland				All Games			
	W	L	T	Pct.	W	L	T	Pct.
McNeese ¹	5	0	0	1.000	10	2	0	.833
UL Lafayette	4	1	0	.800	7	4	0	.636
UT Arlington	3	2	0	.600	3	8	0	.273
Louisiana Tech	2	3	0	.400	5	6	0	.455
Lamar	1	4	0	.200	3	8	0	.273
Arkansas State	0	5	0	.000	2	9	0	.182

¹includes loss in Independence Bowl

1981	Southland				All Games			
	W	L	T	Pct.	W	L	T	Pct.
UT Arlington	4	1	0	.800	6	5	0	.545
McNeese	3	1	1	.700	7	3	1	.682
Arkansas State	3	2	0	.600	6	5	0	.545
Louisiana Tech	2	2	1	.500	4	6	1	.409
Lamar	1	3	1	.300	4	6	1	.409
UL Lafayette	0	4	1	.100	1	9	1	.136

1982	Southland				All Games			
	W	L	T	Pct.	W	L	T	Pct.
Louisiana Tech ¹	5	0	0	1.000	10	3	0	.769
ULM	4	1	0	.800	8	3	0	.727
Arkansas State	2	3	0	.400	5	6	0	.455
McNeese	2	3	0	.400	4	6	1	.409
Lamar	1	4	0	.200	4	7	0	.364
UT Arlington	1	4	0	.200	3	8	0	.273
North Texas	0	0	0	—	2	9	0	.182

¹includes 1-1 record in FCS playoffs

1983	Southland				All Games			
	W	L	T	Pct.	W	L	T	Pct.
North Texas ¹	5	1	0	.833	8	4	0	.667
ULM	5	1	0	.833	8	3	0	.727
McNeese	3	3	0	.500	6	5	0	.545
Arkansas State	3	3	0	.500	5	5	1	.500
UT Arlington	2	4	0	.333	5	6	0	.455
Louisiana Tech	2	4	0	.333	4	7	0	.364
Lamar	1	5	0	.183	2	9	0	.192

¹includes 0-1 record in FCS playoffs

1984	Southland				All Games			
	W	L	T	Pct.	W	L	T	Pct.
Louisiana Tech ¹	5	1	0	.833	10	5	0	.667
Arkansas State ²	4	1	1	.750	8	4	1	.654
UT Arlington	4	2	0	.667	7	4	0	.636
ULM	3	3	0	.500	7	4	0	.636
McNeese	2	3	1	.417	7	3	1	.682
Lamar	1	5	0	.167	2	9	0	.192
North Texas	1	5	0	.167	2	9	0	.192

¹includes 3-1 record in FCS playoffs; ²includes 1-1 record in FCS playoffs

1985	Southland				All Games			
	W	L	T	Pct.	W	L	T	Pct.
Arkansas State ¹	5	1	0	.833	9	4	0	.692
Louisiana Tech	4	2	0	.667	8	3	0	.727
McNeese	3	1	2	.667	6	3	2	.636
ULM	3	3	0	.500	6	5	0	.545
North Texas	2	3	1	.417	4	6	1	.409
UT Arlington	2	3	1	.417	4	6	1	.409
Lamar	0	6	0	.000	3	8	0	.273

¹includes 1-1 record in FCS playoffs

1986	Southland				All Games			
	W	L	T	Pct.	W	L	T	Pct.
Arkansas State ¹	5	0	0	1.000	12	2	1	.833
North Texas	3	2	0	.600	6	4	0	.600
Louisiana Tech	3	2	0	.600	6	4	1	.591
ULM	3	2	0	.600	5	6	0	.456
McNeese	1	4	0	.200	2	9	0	.222
Lamar	0	5	0	.000	2	9	0	.222

¹includes 3-1 record in FCS playoffs

1987	Southland				All Games			
	W	L	T	Pct.	W	L	T	Pct.
ULM ¹	6	0	0	1.000	13	2	0	.867
Sam Houston State	5	1	0	.833	8	3	0	.727
North Texas ²	5	1	0	.833	7	5	0	.583
Northwestern State	3	3	0	.500	6	5	0	.545
Texas State	2	4	0	.333	4	7	0	.364
Stephen F. Austin	1	5	0	.167	3	7	1	.318
McNeese	1	5	0	.167	2	9	0	.182

¹includes 4-0 record in FCS playoffs; ²includes 0-1 record in FCS playoffs

1988	Southland				All Games			
	W	L	T	Pct.	W	L	T	Pct.
Northwestern State ¹	6	0	0	1.000	10	3	0	.769
Stephen F. Austin ¹	5	1	0	.833	10	3	0	.769
North Texas ²	4	2	0	.667	8	4	0	.667
McNeese	3	3	0	.500	6	5	0	.545
ULM	2	4	0	.333	5	6	0	.455
Texas State	1	5	0	.167	4	7	0	.364
Sam Houston State	0	6	0	.000	3	8	0	.273

¹includes 1-1 record in FCS playoffs; ²includes 0-1 record in FCS playoffs

1989	Southland				All Games			
	W	L	T	Pct.	W	L	T	Pct.
Stephen F. Austin ¹	5	0	1	.917	12	2	1	.833
Northwestern State	3	1	2	.667	4	5	2	.455
Texas State	3	3	0	.500	5	6	0	.454
ULM	2	3	1	.416	4	6	1	.409
McNeese	2	4	0	.333	5	6	0	.454
North Texas	2	4	0	.333	5	6	0	.454
Sam Houston State	2	4	0	.333	3	8	0	.272

¹includes 3-1 record in FCS playoffs

1990	Southland				All Games			
	W	L	T	Pct.	W	L	T	Pct.
ULM ¹	5	1	0	.833	7	5	0	.583
McNeese	4	2	0	.667	5	6	0	.455
Texas State	3	3	0	.500	6	5	0	.545
Northwestern State	3	3	0	.500	5	6	0	.455
Sam Houston State	3	3	0	.500	4	7	0	.364
North Texas	2	4	0	.333	6	5	0	.545
Stephen F. Austin ²	1	5	0	.167	1	10	0	.091

¹includes 0-1 record in FCS playoffs; ²includes forfeit of one regular-season game

1991	Southland				All Games			
	W	L	T	Pct.	W	L	T	Pct.
McNeese ¹	4	1	2	.714	6	4	2	.583
Sam Houston State ¹	5	2	0	.714	8	3	1	.708
ULM	4	2	1	.643	7	3	1	.682
Texas State	4	3	0	.571	7	4	0	.636
Northwestern State	4	3	0	.571	6	5	0	.545
Nicholls	2	5	0	.286	4	7	0	.364
North Texas	2	5	0	.286	3	7	1	.318
Stephen F. Austin	1	5	1	.214	2	8	1	.227

¹includes 0-1 record in FCS playoffs

ALL-TIME STANDINGS



1992	Southland				All Games			
	W	L	T	Pct.	W	L	T	Pct.
ULM ¹	7	0	0	1.000	10	3	0	.769
McNeese ¹	6	1	0	.857	9	4	0	.692
Northwestern State	4	3	0	.571	7	4	0	.636
Sam Houston State	3	2	2	.571	6	3	2	.636
North Texas	3	4	0	.428	4	7	0	.363
Texas State	2	4	1	.357	5	5	1	.500
Stephen F. Austin	1	6	0	.142	3	8	0	.273
Nicholls	0	6	1	.071	1	9	1	.136

¹includes 1-1 record in FCS playoffs

1993	Southland				All Games			
	W	L	T	Pct.	W	L	T	Pct.
McNeese ¹	7	0	0	1.000	10	3	0	.769
ULM ²	6	1	0	.857	9	3	0	.750
Stephen F. Austin ²	5	2	0	.714	8	4	0	.667
Northwestern State	3	4	0	.429	5	6	0	.455
Sam Houston State	2	5	0	.286	4	7	0	.364
North Texas	2	5	0	.286	4	7	0	.364
Nicholls	2	5	0	.286	3	8	0	.273
Texas State	1	6	0	.143	2	9	0	.182

¹includes 1-1 record in FCS playoffs; ²includes 0-1 record in FCS playoffs

1994	Southland				All Games			
	W	L	T	Pct.	W	L	T	Pct.
North Texas ¹	5	0	1	.917	7	4	1	.625
McNeese ²	5	1	0	.833	10	3	0	.769
Stephen F. Austin	4	1	1	.750	6	3	2	.636
Northwestern State	3	3	0	.500	5	6	0	.455
Sam Houston State	1	5	0	.167	6	5	0	.455
Nicholls	1	5	0	.167	5	6	0	.455
Texas State	1	5	0	.167	4	7	0	.364

¹includes 0-1 record in FCS playoffs; ²includes 1-1 record in FCS playoffs

1995	Southland				All Games			
	W	L	T	Pct.	W	L	T	Pct.
McNeese ¹	5	0	0	1.000	13	1	0	.928
Stephen F. Austin	4	1	0	.800	11	2	0	.846
Northwestern State	2	3	0	.400	6	5	0	.545
Sam Houston State	2	3	0	.400	5	5	0	.500
Texas State	2	3	0	.400	4	7	0	.364
Nicholls	0	5	0	.000	0	11	0	.000

¹includes 2-1 record in FCS playoffs

1996	Southland				All Games			
	W	L	T	Pct.	W	L	T	Pct.
Troy ¹	5	1	0	.833	12	2	0	.857
Nicholls ²	4	2	0	.667	8	4	0	.667
Stephen F. Austin	3	3	0	.500	7	4	0	.636
Northwestern State	3	3	0	.500	6	5	0	.545
Sam Houston State	3	3	0	.500	4	7	0	.364
Texas State	2	4	0	.333	5	6	0	.455
McNeese	1	5	0	.167	3	8	0	.273

¹includes 2-1 record in FCS playoffs; ²includes 0-1 record in FCS playoffs

1997	Southland				All Games			
	W	L	T	Pct.	W	L	T	Pct.
McNeese ¹	6	1	0	.857	13	2	0	.867
Northwestern State ²	6	1	0	.857	8	4	0	.667
Stephen F. Austin	5	2	0	.714	8	3	0	.727
Sam Houston State	3	4	0	.429	5	6	0	.455
Nicholls	3	4	0	.429	5	6	0	.455
Texas State	2	5	0	.286	5	6	0	.455
Troy	2	5	0	.286	5	6	0	.455
Jacksonville State	1	6	0	.143	1	10	0	.091

¹includes 3-1 record in FCS playoffs; ²includes 0-1 record in FCS playoffs

1998	Southland				All Games			
	W	L	T	Pct.	W	L	T	Pct.
Northwestern State ¹	6	1	0	.857	11	3	0	.786
McNeese ²	5	2	0	.714	9	3	0	.750
Troy ²	5	2	0	.714	8	4	0	.667
Jacksonville State	4	3	0	.571	7	4	0	.636
Nicholls	3	4	0	.429	4	7	0	.364
Texas State	2	5	0	.286	4	7	0	.364
Stephen F. Austin	2	5	0	.286	3	8	0	.273
Sam Houston State	1	6	0	.143	3	8	0	.273

¹includes 2-1 record in FCS playoffs; ²includes 0-1 record in FCS playoffs

1999	Southland				All Games			
	W	L	T	Pct.	W	L	T	Pct.
Troy ¹	6	1	0	.857	11	2	0	.846
Stephen F. Austin	6	1	0	.857	8	3	0	.727
McNeese	5	2	0	.714	6	5	0	.545
Sam Houston State	4	3	0	.571	6	5	0	.545
Northwestern State	3	4	0	.429	4	7	0	.364
Texas State	2	5	0	.286	3	8	0	.273
Jacksonville State	1	6	0	.143	2	9	0	.182
Nicholls	1	6	0	.143	1	10	0	.091

¹includes 1-1 record in FCS playoffs

2000	Southland				All Games			
	W	L	T	Pct.	W	L	T	Pct.
Troy ¹	7	0	0	1.000	10	2	0	.833
McNeese ¹	5	2	0	.714	8	4	0	.667
Texas State	5	2	0	.714	7	4	0	.636
Sam Houston State	4	3	0	.571	7	4	0	.636
Stephen F. Austin	3	4	0	.429	6	5	0	.545
Jacksonville State	2	5	0	.286	4	6	0	.400
Northwestern State	1	6	0	.143	4	7	0	.364
Nicholls	1	6	0	.143	2	9	0	.182

¹includes 0-1 record in Division FCS playoffs; Note: Northwestern State forfeited league wins vs. Troy and Nicholls as a result of the use of an ineligible player. The standings reflect the forfeitures.

2001	Southland				All Games			
	W	L	T	Pct.	W	L	T	Pct.
Sam Houston State ¹	5	1	0	.833	10	3	0	.769
McNeese ²	5	1	0	.833	8	4	0	.667
Northwestern State ²	4	2	0	.667	8	4	0	.667
Stephen F. Austin	4	2	0	.667	6	5	0	.545
Jacksonville State	2	4	0	.333	5	6	0	.455
Nicholls	1	5	0	.167	3	8	0	.273
Texas State	0	6	0	.000	4	7	0	.364

¹includes 1-1 record in FCS playoffs; ²includes 0-1 record in FCS playoffs

2002	Southland				All Games			
	W	L	T	Pct.	W	L	T	Pct.
McNeese ¹	6	0	0	1.000	13	2	0	.967
Northwestern State ²	4	2	0	.667	9	4	0	.692
Nicholls	3	3	0	.500	7	4	0	.636
Stephen F. Austin	3	3	0	.500	6	5	0	.545
Jacksonville State	2	4	0	.333	5	5	0	.500
Sam Houston State	2	4	0	.333	4	7	0	.364
Texas State	1	5	0	.167	4	7	0	.364

¹includes 3-1 record in FCS playoffs; ²includes 0-1 record in FCS playoffs

2003	Southland				All Games			
	W	L	T	Pct.	W	L	T	Pct.
McNeese ¹	5	0	0	1.000	10	2	0	.833
Stephen F. Austin	4	1	0	.800	7	4	0	.636
Northwestern State	2	3	0	.400	7	5	0	.583
Texas State	2	3	0	.400	5	7	0	.417
Sam Houston State	2	3	0	.400	3	8	0	.272
Nicholls	0	5	0	.000	0	11	0	.000

¹includes 0-1 record in FCS playoffs; Note: Nicholls forfeited conference wins vs. Northwestern State, Sam Houston State and Texas State after using an ineligible player. It also forfeited two non-conference wins.



ALL-TIME STANDINGS

HISTORY & RECORDS

2004	Southland				All Games			
	W	L	T	Pct.	W	L	T	Pct.
Sam Houston State ¹	4	1	0	.800	11	3	0	.786
Northwestern State ²	4	1	0	.800	8	4	0	.667
Texas State	3	2	0	.600	5	6	0	.454
Nicholls	2	3	0	.400	5	5	0	.500
McNeese	1	4	0	.200	4	7	0	.364
Stephen F. Austin	1	4	0	.200	6	5	0	.545

¹includes 2-1 record in FCS playoffs; ²includes 0-1 record in FCS playoffs

2005	Southland				All Games			
	W	L	T	Pct.	W	L	T	Pct.
Texas State ¹	5	1	0	.833	11	3	0	.786
Nicholls ²	5	1	0	.833	6	4	0	.600
McNeese	3	3	0	.500	5	4	0	.556
Northwestern State	3	3	0	.500	5	5	0	.500
Southeastern Louisiana	2	4	0	.333	4	6	0	.400
Sam Houston State	2	4	0	.333	3	7	0	.300
Stephen F. Austin	1	5	0	.167	5	6	0	.455

¹includes 2-1 record in FCS playoffs; ²includes 0-1 record in FCS playoffs

2006	Southland				All Games			
	W	L	T	Pct.	W	L	T	Pct.
McNeese ¹	5	1	0	.833	7	5	0	.583
Sam Houston State	4	2	0	.667	6	5	0	.545
Stephen F. Austin	4	2	0	.667	4	7	0	.364
Texas State	3	3	0	.500	5	6	0	.455
Nicholls	2	4	0	.333	4	7	0	.364
Northwestern State	2	4	0	.333	4	7	0	.364
Southeastern Louisiana	1	5	0	.167	2	9	0	.182

¹includes 0-1 record in FCS playoffs

2007	Southland				All Games			
	W	L	T	Pct.	W	L	T	Pct.
McNeese ¹	7	0	0	1.000	11	1	0	.917
Sam Houston State	5	2	0	.714	7	4	0	.636
Central Arkansas	5	2	0	.714	6	5	0	.545
Nicholls	3	4	0	.429	6	5	0	.545
Texas State	3	4	0	.429	4	7	0	.364
Northwestern State	3	4	0	.429	4	7	0	.364
Southeastern Louisiana	2	5	0	.286	3	8	0	.273
Stephen F. Austin	0	7	0	.000	0	11	0	.000

¹includes 0-1 record in FCS playoffs

2008	Southland				All Games			
	W	L	T	Pct.	W	L	T	Pct.
Central Arkansas ¹	6	1	0	.857	10	2	0	.833
Texas State ²	5	2	0	.714	8	5	0	.615
McNeese	4	3	0	.571	7	4	0	.636
Northwestern State	4	3	0	.571	7	5	0	.583
Nicholls	3	4	0	.429	3	6	0	.333
Southeastern Louisiana	2	5	0	.286	5	7	0	.417
Sam Houston State	2	5	0	.286	4	6	0	.400
Stephen F. Austin	2	5	0	.286	4	8	0	.333

¹ineligible for Southland Conference championship and postseason play during transition to NCAA Division I; ²includes 0-1 record in FCS playoffs

2009	Southland				All Games			
	W	L	T	Pct.	W	L	T	Pct.
Stephen F. Austin ¹	6	1	0	.857	10	3	0	.769
McNeese ²	6	1	0	.857	9	3	0	.750
Texas State	5	2	0	.714	7	4	0	.636
Southeastern Louisiana	4	3	0	.571	6	5	0	.545
Sam Houston State	3	4	0	.429	5	6	0	.455
Central Arkansas ³	2	5	0	.286	5	7	0	.417
Nicholls	2	5	0	.286	4	8	0	.273
Northwestern State	0	7	0	.000	0	11	0	.000

¹includes 1-1 record in FCS playoffs; ²includes 0-1 record in FCS playoffs; ³ineligible for Southland Conference championship and postseason play during transition to NCAA Division I.

2010	Southland				All Games			
	W	L	T	Pct.	W	L	T	Pct.
Stephen F. Austin ¹	6	1	0	.857	9	3	0	.750
McNeese	5	2	0	.714	6	5	0	.545
Central Arkansas	4	3	0	.571	7	4	0	.636
Sam Houston State	4	3	0	.571	6	5	0	.545
Northwestern State	4	3	0	.571	5	6	0	.455
Nicholls	3	4	0	.429	4	7	0	.364
Texas State	1	6	0	.143	4	7	0	.364
Southeastern Louisiana	1	6	0	.143	2	9	0	.182

¹includes 0-1 record in FCS playoffs

2011	Southland				All Games			
	W	L	T	Pct.	W	L	T	Pct.
Sam Houston State ¹	7	0	0	1.000	14	1	0	.933
Central Arkansas ²	6	1	0	.857	9	4	0	.692
Stephen F. Austin	5	2	0	.714	6	5	0	.545
McNeese	4	3	0	.571	6	5	0	.545
Northwestern State	3	4	0	.429	5	6	0	.455
Lamar	2	5	0	.286	4	7	0	.364
Southeastern Louisiana	1	6	0	.143	3	8	0	.273
Nicholls	0	7	0	.000	1	10	0	.091

¹includes 3-1 record in FCS playoffs; ²includes 1-1 record in FCS playoffs

2012	Southland				All Games			
	W	L	T	Pct.	W	L	T	Pct.
Central Arkansas ¹	6	1	0	.857	9	3	0	.750
Sam Houston State ²	6	1	0	.857	11	4	0	.733
Southeastern Louisiana	5	2	0	.714	5	6	0	.455
McNeese	4	3	0	.571	7	4	0	.636
Stephen F. Austin	4	3	0	.571	5	6	0	.455
Northwestern State	2	5	0	.286	4	7	0	.364
Lamar	1	6	0	.143	4	8	0	.333
Nicholls	0	7	0	.000	1	10	0	.091

¹includes 0-1 record in FCS playoffs; ²includes 3-1 record in FCS playoffs

2013	Southland				All Games			
	W	L	T	Pct.	W	L	T	Pct.
Southeastern Louisiana ¹	7	0	0	1.000	11	3	0	.786
McNeese ²	6	1	0	.857	10	3	0	.769
Sam Houston State ³	4	3	0	.571	9	5	0	.643
Central Arkansas	4	3	0	.571	7	5	0	.583
Northwestern State	3	4	0	.429	6	6	0	.500
Lamar	2	5	0	.286	5	7	0	.417
Nicholls	1	6	0	.143	4	8	0	.333
Stephen F. Austin [#]	0	6	0	.000	0	9	0	.000

¹includes 1-1 record in FCS playoffs; ²includes 0-1 record in FCS playoffs; ³includes 1-1 record in FCS playoffs; # - one Southland Conference victory and three overall victories vacated by NCAA action

2014	Southland				All Games			
	W	L	T	Pct.	W	L	T	Pct.
Southeastern Louisiana ¹	7	1	0	.875	9	4	0	.692
Sam Houston State ²	7	1	0	.875	11	5	0	.688
Lamar	5	3	0	.625	8	4	0	.667
Central Arkansas	5	3	0	.625	6	6	0	.500
McNeese	4	4	0	.500	6	5	0	.545
Abilene Christian	4	4	0	.500	6	6	0	.500
Northwestern State	4	4	0	.500	6	6	0	.500
UIW	2	6	0	.250	2	9	0	.182
Houston Baptist	1	7	0	.125	2	9	0	.182
Stephen F. Austin [#]	0	3	0	.000	0	5	0	.000
Nicholls	0	8	0	.000	0	12	0	.000

¹includes 0-1 record in FCS playoffs; ²includes 3-1 record in FCS playoffs; # - five Southland Conference victories and eight overall victories vacated by NCAA action

ALL-TIME STANDINGS



2015	Southland				All Games			
	W	L	T	Pct.	W	L	T	Pct.
McNeese ¹	9	0	0	1.000	10	1	0	.909
Sam Houston State ²	7	2	0	.778	11	4	0	.733
Central Arkansas	7	2	0	.778	7	4	0	.636
UIW	5	4	0	.556	6	5	0	.545
Lamar	4	5	0	.444	5	6	0	.455
Northwestern State	4	5	0	.444	4	7	0	.364
Southeastern Louisiana	3	6	0	.333	4	7	0	.364
Nicholls	3	6	0	.333	3	8	0	.273
Abilene Christian	3	6	0	.333	3	8	0	.273
Houston Baptist	0	8	0	.000	2	9	0	.182
Stephen F. Austin [#]	0	5	0	.000	0	7	0	.000

¹includes 0-1 record in FCS playoffs; ²includes 3-1 record in FCS playoffs; # - four victories vacated by NCAA action

2016	Southland				All Games			
	W	L	T	Pct.	W	L	T	Pct.
Sam Houston State ¹	9	0	0	1.000	12	1	0	.923
Central Arkansas ²	8	1	0	.889	10	3	0	.769
Southeastern Louisiana	7	2	0	.778	7	4	0	.636
McNeese	5	4	0	.556	6	5	0	.545
Nicholls	5	4	0	.556	5	6	0	.455
Houston Baptist	3	5	0	.375	4	7	0	.364
Lamar	3	6	0	.333	3	8	0	.273
UIW	3	6	0	.333	3	8	0	.273
Abilene Christian	2	7	0	.222	2	9	0	.182
Northwestern State	0	9	0	.000	1	10	0	.091
Stephen F. Austin [#]	0	5	0	.000	0	6	0	.000

¹includes 1-1 record in FCS playoffs; ²includes 1-1 record in FCS playoffs; # - four Southland Conference victories and five overall victories vacated by NCAA action

2017	Southland				All Games			
	W	L	T	Pct.	W	L	T	Pct.
Central Arkansas ¹	9	0	0	1.000	10	2	0	.833
Sam Houston State ²	8	1	0	.889	12	2	0	.857
McNeese	7	2	0	.778	9	2	0	.818
Nicholls ¹	7	2	0	.778	8	4	0	.667
Southeastern La.	6	3	0	.667	6	5	0	.545
Northwestern State	4	5	0	.444	4	7	0	.364
Abilene Christian	2	7	0	.222	2	9	0	.182
UIW	1	7	0	.125	1	10	0	.091
Lamar	1	8	0	.111	2	9	0	.182
Houston Baptist	0	9	0	.000	1	10	0	.091
Stephen F. Austin [#]	0	5	0	.000	0	7	0	.000


¹ includes 0-1 record in FCS playoffs; ² includes 2-1 record in FCS playoffs; # - four victories vacated by NCAA action

2018	Southland				All Games			
	W	L	T	Pct.	W	L	T	Pct.
Nicholls ²	7	2	0	.778	9	4	0	.692
UIW ¹	6	2	0	.750	6	5	0	.545
Lamar ¹	6	3	0	.667	7	5	0	.583
Abilene Christian	5	4	0	.556	6	5	0	.545
Central Arkansas	5	4	0	.556	6	5	0	.545
McNeese	5	4	0	.556	6	5	0	.545
Sam Houston State	5	4	0	.556	6	5	0	.545
Northwestern State	4	5	0	.444	5	6	0	.455
Southeastern La.	4	5	0	.444	4	7	0	.364
Houston Baptist	0	9	0	.000	1	10	0	.091
Stephen F. Austin [#]	0	7	0	.000	0	8	0	.000

¹ includes 0-1 record in FCS playoffs; ² includes 1-1 record in FCS playoffs; # - two victories vacated by NCAA action

2019	Southland				All Games			
	W	L	T	Pct.	W	L	T	Pct.
Central Arkansas ¹	7	2	0	.778	9	3	0	.750
Nicholls ²	7	2	0	.778	9	4	0	.692
Southeastern Louisiana ²	6	3	0	.667	8	4	0	.664
Sam Houston State	6	3	0	.667	7	5	0	.583
McNeese	5	4	0	.556	7	5	0	.583
Abilene Christian	4	5	0	.444	5	7	0	.417
UIW	4	5	0	.444	5	7	0	.417
Northwestern State	3	6	0	.333	3	9	0	.250
Houston Baptist	2	6	0	.250	5	7	0	.417
Lamar	2	7	0	.222	4	8	0	.333
Stephen F. Austin [#]	0	6	0	.000	0	9	0	.000

¹ includes 0-1 record in FCS playoffs; ² includes 1-1 record in FCS playoffs; # - three victories vacated by NCAA action




McNeese, 1976 Independence Bowl

INDEPENDENCE BOWL

During the early years of the Independence Bowl, the Southland Conference provided its conference champion as the host for the event. McNeese captured the crown in 1976 and squared off against Tulsa, winning the inaugural Independence Bowl game.

- 1976 McNeese 20, Tulsa 16
- 1977 Louisiana Tech 24, Louisville 14
- 1978 East Carolina 35, Louisiana Tech 13
- 1979 Syracuse 31, McNeese 7
- 1980 Southern Miss 16, McNeese 14



Darrell Johnson, Lamar; 1964 Pecan Bowl

ALL-TIME FCS PLAYOFF RECORDS

Active Membership	Yrs.	W	L	Pct.
Sam Houston State ¹	10	19	10	.655
Stephen F. Austin	7	7	7	.500
Southeastern Louisiana	3	2	3	.400
McNeese	17	11	17	.393
Northwestern State	6	3	6	.333
Central Arkansas	5	2	5	.286
Nicholls ¹	5	2	5	.286
UIW	1	0	1	.000
Lamar	1	0	1	.000
Total Active Schools		45	52	.464
Former Members	Yrs.	W	L	Pct.
Louisiana Tech	2	4	2	.667
ULM	4	5	3	.625
Arkansas State	3	5	3	.625
Texas State	2	2	2	.500
Troy	4	3	4	.429
North Texas	4	0	4	.000

¹ Not a member of Southland at time of first participation (1986)

ALL-TIME DIVISION II PLAYOFFS & BOWL HISTORY

Membership	Yrs.	W	L	Pct.
UT Arlington*	1	1	0	1.000
Louisiana Tech*	4	6	1	.857
Arkansas State*	3	2	1	.667
Lamar	1	0	1	.000
Total	12	11	6	.647

ALL-TIME DIVISION II PLAYOFF RESULTS

* indicates former Southland Conference member

1964	Pecan Bowl.....	Northern Iowa 19, Lamar 17
1967	Pecan Bowl.....	UT Arlington 13, North Dakota State 0
1968	Pecan Bowl.....	North Dakota State 23, Arkansas State 14
1969	Pecan Bowl.....	Arkansas State 29, Drake 21
1970	Pecan Bowl.....	Arkansas State 38, Central Missouri 21
1971	Pioneer Bowl.....	Louisiana Tech 14, Eastern Michigan 3
1972	Grantland Rice Bowl	Louisiana Tech 35, Tennessee State 0
1973	First Round	Louisiana Tech 18, Western Illinois 13
	Semifinals.....	Louisiana Tech 38, Boise State 34
	Championship.....	Louisiana Tech 34, Western Kentucky 0
1974	First Round	Louisiana Tech 10, Western Carolina 7
	Semifinals.....	Central Michigan 34, Louisiana Tech 14

SOUTHLAND IN THE FCS PLAYOFFS



At the Division I FCS level, the Southland Conference won the national championship in 1987, has played in seven national championship games, and has won 51 games in the Division I FCS playoffs.

1982		1995		2009	
QF:	at Louisiana Tech 38, South Carolina St. 3	1stR:	at McNeese 33, Idaho 3	1stR:	at Stephen F. Austin 44, Eastern Washington 33
SF:	Delaware 17, at Louisiana Tech 0		at Stephen F. Austin 34, Eastern Illinois 29		New Hampshire 49, at McNeese 13
1983		QF:	at McNeese 52, Delaware 18	QF:	at Montana 51, Stephen F. Austin 0
QF:	at Nevada-Reno 20, North Texas 17 (OT)	SF:	Stephen F. Austin 27, at Appalachian St. 17	2010	
1984			Marshall 25, at McNeese 15	2ndR:	Villanova 54, at Stephen F. Austin 24
1stR:	at Louisiana Tech 66, Mississippi Valley 19	1996	at Montana 70, Stephen F. Austin 14	2011	
QF:	at Arkansas St. 37, Tennessee-Chattanooga 10	1stR:		1stR:	Central Arkansas 34, Tennessee Tech 14
	Louisiana Tech 44, Alcorn St. 21		at Montana 48, Nicholls 3	2ndR:	at Montana 41, Central Arkansas 14
	at Jackson, Miss.	QF:	at Troy 29, Florida A&M 25	QF:	at Sam Houston St. 34, Stony Brook 27
SF:	at Montana St. 31, Arkansas St. 14	SF:	at Troy 31, Murray St. 3	SF:	at Sam Houston St. 49, Montana St. 13
CH:	Louisiana Tech 21, at Middle Tennessee 13		at Montana 70, Troy 7	SF:	at Sam Houston St. 31, Montana 28
	Montana St. 19, Louisiana Tech 6	1997		CH:	North Dakota St. 17, Sam Houston St. 6
	at Charleston, S.C.	1stR:	at Eastern Wash. 40, Northwestern St. 10		at Frisco, Texas
1985			at McNeese 19, Montana 14	2012	
1stR:	at Arkansas St. 10, Grambling St. 7	QF:	McNeese 14, at Western Illinois 12	2ndR:	at Sam Houston St. 18, Cal Poly 16
QF:	at Nevada-Reno 24, Arkansas St. 23	SF:	McNeese 23, at Delaware 21		at Georgia Southern 24, Central Arkansas 16
1986		CH:	Youngstown St. 10, McNeese 9	QF:	Sam Houston St. 34, at Montana St. 16
1stR:	at Arkansas St. 48, Sam Houston St. 7		at Chattanooga, Tenn.	SF:	Sam Houston St. 45, at Eastern Washington 42
QF:	Nicholls' 28, at Appalachian St. 26	1998		CH:	North Dakota St. 39, Sam Houston St. 13
	Arkansas St. 55, at Delaware 14	1stR:	at Northwestern St. 48, Illinois St. 28		at Frisco, Texas
SF:	at Georgia Southern 55, Nicholls' 31		Massachusetts 21, at McNeese 19	2013	
SF:	at Arkansas St. 24, Eastern Kentucky 10	QF:	at Florida A&M 27, Troy 17	1stR:	at Sam Houston St. 51, Southern Utah 20
CH:	Georgia Southern 48, Arkansas St. 21	SF:	at Northwestern St. 31, Appalachian St. 20	2ndR:	Jacksonville St. 31, at McNeese 10
	at Tacoma, Wash.		Massachusetts 41, at Northwestern St. 31		at Southeastern La. 30, Sam Houston St. 29
1987		1999		QF:	New Hampshire 20, at Southeastern La. 17
1stR:	at ULM 30, North Texas 9	1stR:	at Troy 27, James Madison 7	2014	
QF:	at ULM 33, Eastern Kentucky 32	QF:	Florida A&M 17, at Troy 10	1stR:	at Sam Houston St. 21, Southeastern La. 17
SF:	at ULM 44, Northern Iowa 41(20T)	2000			at Northern Iowa 44, Stephen F. Austin 10
CH:	ULM 43, Marshall 42	1stR:	Appalachian St. 33, at Troy 30	2ndR:	Sam Houston St. 37, at Jacksonville St. 26
	at Pocatello, Idaho		at Georgia Southern 42, McNeese 17	QF:	Sam Houston St. 34, at Villanova 31
1988		2001		SF:	at North Dakota St. 35, Sam Houston St. 3
1stR:	Northwestern St. 22, at Boise St. 13	1stR:	at Sam Houston St. 34, Northern Arizona 31	2015	
	at Stephen F. Austin 24, Jackson St. 0		at Montana 28, Northwestern St. 19	1stR:	at Sam Houston St. 42, Southern Utah 39
	at Marshall 7, North Texas 0	QF:	Maine 14, at McNeese 10	2ndR:	Sam Houston St. 34, at McNeese 29
QF:	at Idaho 38, Northwestern St. 30		at Montana 49, Sam Houston St. 24	QF:	Sam Houston St. 48, Colgate 21
	at Georgia Southern 27, Stephen F. Austin 7	2002		SF:	at Jacksonville St. 62, Sam Houston St. 10
1989		1stR:	at McNeese 21, Montana St. 14	2016	
1stR:	at Stephen F. Austin 59, Grambling St. 56		at Montana 45, Northwestern St. 14	1stR:	at Central Arkansas 31, Illinois State 24
QF:	at Stephen F. Austin 55, Southwest Missouri 25	QF:	at McNeese 24, Montana 20	2ndR:	at Sam Houston State 41, Chattanooga 36
SF:	at Stephen F. Austin 21, Furman 19	SF:	at McNeese 39, Villanova 28		at Eastern Washington 31, Central Arkansas 14
CH:	Georgia Southern 37, Stephen F. Austin 34	CH:	Western Kentucky 34, McNeese 14	QF:	at James Madison 65, Sam Houston State 7
	at Statesboro, Ga.		at Chattanooga, Tenn.	2017	
1990		2003		1stR:	New Hampshire 21, at Central Arkansas 15
1stR:	at Nevada 27, ULM 14	1stR:	Northern Arizona 35, at McNeese 3		South Dakota 38, at Nicholls 31
1991		2004		2ndR:	at Sam Houston State 54, South Dakota 42
1stR:	at Nevada 22, McNeese 16	1stR:	at Sam Houston St. 54, Western Kentucky 24	QF:	at Sam Houston State 34, Kennesaw State 27
	at Middle Tennessee St. 20, Sam Houston St. 19 (OT)	QF:	at Montana 56, Northwestern St. 7	SF:	at North Dakota State 55, Sam Houston State 13
1992		SF:	Sam Houston St. 45, at Eastern Washington 34	2018	
1stR:	at ULM 78, Alcorn St. 27		at Montana 34, Sam Houston St. 13	1stR:	at Montana State 35, UIW 14
	McNeese 23, at Idaho 20	2005			at UNI 16, Lamar 13
QF:	Delaware 41, at ULM 18	1stR:	at Texas St. 50, Georgia Southern 35	2ndR:	at Nicholls 49, San Diego 30
	at Northern Iowa 29, McNeese 7		at Furman 14, Nicholls 12		at Eastern Washington 42, Nicholls 21
1993		QF:	at Texas St. 14, Cal Poly 7	2019	
1stR:	at McNeese 34, William & Mary 28	SF:	Northern Iowa 40, at Texas St. 37 (OT)	1stR:	at Nicholls 24, North Dakota 6
	Idaho 34, at ULM 31	2006			at Southeastern Louisiana 45, Villanova 44
	at Troy 42, Stephen F. Austin 20	1stR:	at Montana 31, McNeese 6	2ndR:	Illinois State 24, at Central Arkansas 14
QF:	Troy 35, at McNeese 28	2007			at Montana 73, Southeastern Louisiana 28
1994		1stR:	Eastern Washington 44, at McNeese 15		at North Dakota State 37, Nicholls 13
1stR:	at McNeese 34, Idaho 21	2008			
	at Boise St. 24, North Texas 20	1stR:	at Montana 31, Texas St. 13		
QF:	at Montana 30, McNeese 28				



ACTIVE MEMBERS

Abilene Christian

1965	Larry Cox, OT	AP
1969	Chip Bennett, LB	AP, AFCA
1970	Jim Lindsey, QB	AP, AFCA

Central Arkansas

2008	Nathan Brown, QB	SN
	Marquez Branson, TE	SNet
	Larry Hart, DE	AP, Camp, SN
2011	Nathan Dick, QB	CSN
2012	Corey Howard, C	Camp, CSN
2014	Cole Carruthers, OL	AP, CSN
2017	George Odum, DB	AP
	John Cook, OL	AFCA, Camp
	Tremon Smith, DB	STATS, Camp
2019	Robert Rochell, DB	AFCA

Houston Baptist

2019	Andre Walker, DE	AFCA
------	------------------	------

UIW

2015	Myke Tavarres, LB	STATS, AFCA
2017	Joe Zema, P	AP, FCSADA, STATS, Camp

Lamar

1967	Sperton Wynn, OG	AP
1983	Eugene Seale, LB	AP
1985	Burton Murchison, RB	AP, FN
2015	Kade Harrington, RB	AP, STATS, Camp, AFCA
2016	Brendan Langley, DB	AFCA
2018	Garrett Bowery, OL	AP

McNeese

1972	James Moore, TE	AP
1974	James Files, OT	AFCA
1982	Leonard Smith, DB	AFCA, AP
1988	Glenn Koch, OL	SNet
1991	Terry Irving, LB	FG
1992	Terry Irving, LB	AP, Camp, FG, KK
1993	Terry Irving, LB	AP, Camp, FG, KK, SNet
	Jose Larios, K	AP, SNet
1994	Ron Cherry, OT	AFCA, AP, Camp, SNet
1995	Kavika Pittman, DT	AFCA, AP, SNet, Camp
1996	Zack Bronson, DB	AFCA, SNet, Camp
1997	Donnie Ashley, KR	AP
	Charles Ayro, LB	Camp, SNet, STick
	Blair Bradley, DL	STick
	Chris Fontenot, TE	Camp
	Shonz LaFrenz, K	STick
	Reggie Nelson, OL	AFCA, SNet, STick
1998	Charles Ayro, LB	AFCA, Camp, SNetUSA
	Shonz LaFrenz, K	Camp
	Reggie Nelson, OL	AFCA, AP, Camp, SNet
	Shonz LaFrenz, K	Camp
2000	Wes Hines, OL	FG
	Jake Morrison, DL	AP
2001	Joe Judge, DB	FG
2002	Jason Davis, OL	AP, Camp, FG, SNet
	B.J. McNutt, DL	FG
	Roderick Royal, LB	AP, Camp, FG, SNet
	Hadley Prince, DB	AFCA, AP, Camp, FG
2003	Dwight Hudler, OL	AP, SNet
	Roderick Royal, LB	AFCA, AP, FG, SNet
2006	Bryan Smith, DL	AP, SNet
	Steven Whitehead, RS	AP, SNet
2007	Bryan Smith, DL	AFCA, AP, Camp, CSN
2012	Darius Carey, PR	SNet
2013	Arinze Agada, OL	CSN
2015	Wallace Scott, DB	AFCA
2018	BJ Blunt, LB	AFCA, AP, STATS

Nicholls

1994	Daryl Pounds, DB	AP, FG
2002	LeJuan Walker, RS	FG
2003	Chris Thompson, DB	FG
2007	Lardarius Webb, DB	Camp, CSN, SNet
2008	Lardarius Webb, DB	AFCA, AP, SN, SNet
2017	Lorran Fonseca, PK	STATS
2019	Sully Laiche, DL	AP, STATS, AFCA, Camp
	PJ Burkhalter, OL	AP, STATS, Camp

Northwestern State

1990	Greg Necaice, DE	Camp, SNet
1991	Andre Carron, LB	AP, Camp, FG, KK, SNet
1992	Adrian Hardy, DB	AP, FG
1998	Jermaine Jones, DB	AFCA, AP, Camp, FG, SNet, USA
1997	Tony Maranto, DB	AFCA, AP
1999	William Broussard, OL	Camp
	Mike Green, DB	AFCA, AP, FG
2000	Terrence McGee, PR	FG
2002	Roy Locks, DL	AFCA, AP
2004	Jamall Johnson, LB	AP
2006	Tory Collins, DL	AFCA
2007	Demetress Bell, OL	AP, CSN
2014	Imoan Claiborne, DB	CSN

Sam Houston State

1988	Lish Adams, LB	FN
1991	Michael Bankston, DL	AP, Camp, SNet
	Murphy Yates, OL	Camp, SNet
1997	Kevin Pesak, TE	SNet
2001	Jonathon Cooper, WR	AP, FG, SNet
	Keith Davis, DB	AFCA
	Keith Heinrich, TE	SNet
	Lance Garner, PK	FG
2004	Corey Roberts, TE	AFCA
2005	Blake Martin, TE	AP, CSN
2007	Timothy Flanders, RB	AFCA
2011	Richard Sincere, WR	CSN
	Darnell Taylor, S	AFCA, CSN
	Travis Watson, OL	CSN
2012	Timothy Flanders, RB	SNet
	Richard Sincere, AP	SNet
	Darnell Taylor, DB/SS	AFCA, AP, Camp, CSN, SNet
2013	Torrance Williams, PR	SNet, CSN
2015	Donald Jackson III, OL	AP, STATS, Camp, AFCA
2016	Jeremiah Briscoe, QB	AP, AFCA, FCSADA, STATS, Camp
2016	P.J. Hall, DL	AP, STATS, Camp
2017	Davion Davis, WR	AP, AFCA
	P.J. Hall, DL	AP, AFCA, STATS
	Jeremiah Briscoe, QB	AFCA, FCSADA, STATS, Camp
	Nathan Stewart, WR	STATS
2018	Derick Roberson, DL	AFCA, AP, Camp, FCSADA, STATS

Southeastern Louisiana

2013	Seth Sebastian, K	AP, FCSADA
	Cquelin Hubert, LB	AFCA, CSN
	Xavier Roberson, KR	Camp, SNet, CSN, FCSADA
2014	Marquel Combs, DT	CSN
2017	Sione Teuhema, LB	STATS
	Juwan Petit-Frere, KR	STATS

Stephen F. Austin

1988	Bruce Alexander, CB	Camp
	David Gibbs, DT	Camp
	Eric Lokey, LB	AFCA, Camp, SNet
	Keith Melcher, DE	Camp
1989	David Whitmore, S	AFCA, AP, FN
1993	Cedric Walker, DB	AP, Camp, FG, KK, SNet
1995	Lee Kirk, OL	Camp
	Joe Wylie, OL	AFCA, AP, Camp
1996	Jeremiah Trotter, LB	AFCA, Camp, FG
1997	Mikhael Ricks, WR	AFCA, AP, Camp, SNet
	Jeremiah Trotter, LB	AFCA, AP, Camp, SNet
1998	Chad Stanley, P	AFCA, AP, Camp, SNet, USA
2003	Brent Hafford, DB	AFCA, AP
2009	Tim Knicky, DE	Camp
2010	Kenneth Charles, DL	AFCA
	Jeremy Moses, QB	AFCA, AP, Camp, SNet
	Gralyn Crawford, RS	AP, Camp, SNet
2011	George Bias, OL	AP
	Gralyn Crawford, KR	SNet
2014	Gus Johnson, RB	AFCA, SNet

Current Awards: AP - Associated Press; AFCA - American Football Coaches Association; Camp - Walter Camp; STATS - STATS FCS; CSN - College Sporting News; FCSADA - FCS Athletics Directors Association.

Previous Awards: FG - Don Hansen's Football Gazette; KK - Kodak; SNet - Sports Network; SN - The Sporting News; FN - Football News; STick - Sports Ticker; USA - USA Today/ESPN.

FORMER MEMBERS

Arkansas State

1964	Dan Summers, OG	AP
1965	Dan Summers, OG	AP
1968	Bill Bergey, LB	AFCA, AP
1969	Dan Buckley, C	AP
	Clovis Swinney, DT	AFCA, AP
1970	Bill Phillips, OG	AP
	Calvin Harrell, HB	AFCA
1971	Calvin Harrell, RB	AFCA
	Dennis Meyer, DB	AFCA, AP
	Wayne Dorton, OG	AP
1973	Doug Lowrey, OG	AFCA
1975	Ken Jones, OG	FWA, SNet
1976	T. J. Humphreys, OG	AP
1984	Carter Ray Crawford, NG	AFCA, AP, FN
1985	Carter Ray Crawford, NG	AFCA, AP, FN
	Ray Brown, OT	FN
1986	Randy Barnhill, OG	AFCA, AP

Jacksonville State

2002	Deon White, OL	FG
------	----------------	----

ULM

1982	Bruce Daigle, DB	AP
	Arthur Christophe, C	AP
1983	Mike Grantham, OG	AP
1984	Mike Grantham, OG	AP
1985	Mike Turner, DB	AP
1987	Claude Brumfield, DT	AFCA, FN
	John Clement, OT	AP, FN; PK
1988	Cyril Crutchfield, DB	AFCA, AP, Camp, SNet
1989	Jackie Harris, TE	AFCA
1990	Cisco Richard, RB	SNet
1992	Jeff Blackshear, OL	KK
	Vincent Brisby, WR	Camp, FG
	Roosevelt Potts, RB	FG, KK
	Vic Zordan, C	AP, Camp, FG, SNet
1993	Raymond Baptiste, OL	AP, Camp, FG, SNet
	James Folston, OL	AP, Camp, FG

Louisiana Tech

1972	Roger Carr, FL	AFCA
1973	Roger Carr, WR	AFCA, AP
1974	Mike Barber, TE	AP
	Fred Dean, DT	AFCA, AP
1982	Matt Dunigan, QB	AFCA, AP
1984	Doug Landry, LB	AFCA, AP, FN
	Walter Johnson, DE	AP
1985	Doug Landry, LB	AP, FN
1986	Walter Johnson, DE	AFCA, AP

North Texas

1983	Rayford Cooks, DT	AP
	Ronnie Hickman, DE	AP
1988	Rex Johnson, DL	AFCA
1990	Mike Davis, DL	KK

UT Arlington

1966	Ken Ozee, DT	AP
1967	Robert Diem, OG	AFCA
	Robert Willbanks, S	AFCA, AP
1984	Bruce Collie, OT	AFCA, AP, FN

Texas State

1990	Reggie Rivers, RB	KK, Camp, SNet
1991	Ervin Thomas, OL	KK
1996	Claude Mathis, RB	AFCA, AP, Camp, SNet
1997	Claude Mathis, RB	AFCA, AP, SNet
2000	C. J. Carroll, DB	AFCA, AP, Camp, FG, SNet
2004	Cory Elolf, P	AFCA
2005	Fred Evans, DL	AFCA
2007	Chris MacDonald, P	AFCA, AP, Camp
2008	Cameron Luke, WR	SN

Trinity

1967	Marvin Upshaw, DT	AFCA
------	-------------------	------

Troy

1996	Kerry Jenkins, OL	AFCA
	Pratt Lyons, DL	AFCA, Camp, FG, SNet
	Al Lucas, DL	FG
1998	Cleve Roberts, OL	FG
	Eric Sloan, DB	Camp
	Marcus Spriggs, DL	AFCA, Camp, USA
1999	Al Lucas, DL	AP, Camp, FG, SNet
	Michael Moore, OL	AFCA, Camp, FG
	Anthony Rabb, LB	FG
	Eric Sloan, DB	Camp
2000	Lawrence Tynes, K	AFCA, AP



Al Lucas, Troy

Rushing Attempts

	Total	Player, School, Opponent
1.	49	Blake Veasley, UCA vs. Lamar, 2015
2.	46	Theron McClendon, MCN vs. Louisiana Tech, 1979
	46	Claude Mathis, TXST vs. Jacksonville State, 1997
4.	45	Calvin Harrell, ASU vs. UT-Arlington, 1969
5.	43	Calvin Harrell, ASU vs. The Citadel, 1970
6.	41	Claude Mathis, TXST vs. Stephen F. Austin, 1996
7.	40	Claude Mathis, TXST vs. Sacramento State, 1998
	40	Aaron Pierce, MCN vs. Stephen F. Austin, 2000
9.	39	Brent Grimes, UCA vs. MCN, 2009
	39	Charles Harris, SHSU vs. North Texas, 1993
	39	Frank McGuigan, ASU vs. Abilene Christian, 1968

Rushing Yards

	Total	Player, School, Opponent
1.	347	Kade Harrington, LU vs. Abilene Christian, 2015
2.	310	Claude Mathis, TXST vs. Stephen F. Austin, 1996
3.	308	Claude Mathis, TXST vs. Jacksonville State 1997
4.	304	Tony Citizen, MCN vs. Prairie View A&M, 1986
5.	292	Blake Veasley, UCA vs. Lamar, 2015
6.	289	Isiah Stoker, SFA vs. Jacksonville State, 1999
7.	287	Timothy Flanders, SHSU vs. Montana, 2011
8.	283	Lee Davis, TXST vs. Arkansas-Monticello, 2001
9.	282	Kade Harrington, LU vs. Northwestern State, 2015
10.	281	Tuskani Figaro, NICH vs. Arkansas Tech, 2013

Rushing Touchdowns

	Total	Player, School, Opponent
1.	7	Jessie Burton, MCN vs. Southern Utah, 1998
	7	Steve Burks, ASU vs. Abilene Christian, 1973
3.	5	Artie Shankle, MCN vs. Nicholls, 1978
	5	Theron McClendon, MCN vs. ULM, 1980
	5	Don Harr, ACU vs. McMurry, 1970
	5	Brent Grimes, UCA vs. Stephen F. Austin, 2008
	5	Timothy Flanders, SHSU vs. New Mexico, 2011
	5	Harold Allen, TXST vs. Grand Valley State, 1996
	5	Arry Moody, LTU vs. ULM, 1976
10.	4	several, last Cole Kelley, SLU vs. Central Arkansas, 2019

Passing Attempts

	Total	Player, School, Opponent
1.	85	Jeremy Moses, SFA vs. Sam Houston State, 2008
2.	76	Brady Attaway, SFA vs. Sam Houston State, 2012
3.	71	Doug Pederson, ULM vs. Stephen F. Austin, 1989
4.	69	Bailey Zappe, HBU vs. UIW, 2019
	69	Rhett Bomar, SHSU vs. Southeastern Louisiana, 2008
6.	68	Brady Attaway, SFA vs. McNeese, 2012
	68	Brady Attaway, SFA vs. Texas State, 2012
8.	67	Luke Anthony, ACU vs. Sam Houston State, 2017
	67	Caleb Berry, LU vs. Central Arkansas, 2014
10.	66	Brady Attaway, SFA vs. Prairie View A&M, 2013

Passing Completions

	Total	Player, School, Opponent
1.	57	Jeremy Moses, SFA vs. Sam Houston State, 2008
2.	49	Bailey Zappe, HBU vs. UIW, 2019
3.	46	Doug Pederson, ULM vs. Stephen F. Austin, 1989
4.	44	Brady Attaway, SFA vs. Prairie View A&M, 2013
	44	Brady Attaway, SFA vs. Texas State, 2012
6.	43	Jeremy Moses, SFA vs. Eastern Washington, 2009
	43	Shelton Eppler, NSU vs. UT-Martin, 2019
	43	Bailey Zappe, HBU vs. Texas Southern, 2019
	43	Luke Anthony, ACU vs. McNeese, 2018
	43	Taylor Reed, UCA vs. Samford, 2015
	43	Caleb Berry, LU vs. Central Arkansas, 2014
	43	Caleb Berry, LU vs. Stephen F. Austin, 2013

Passing Yards

	Total	Player, School, Opponent
1.	662	Brady Attaway, SFA vs. Prairie View A&M, 2013
2.	619	Doug Pederson, ULM vs. Stephen F. Austin, 1989
3.	577	Dustin Long, SHSU vs. McNeese, 2004
4.	571	Todd Hammel, SFA vs. ULM, 1989
5.	554	Caleb Berry, LU vs. Central Arkansas, 2014
6.	545	Brady Attaway, SFA vs. Sam Houston State, 2012
7.	534	Todd Hammel, SFA vs. Sam Houston State, 1989
8.	531	Eric Schmid, SHSU vs. UIW, 2019
9.	517	Todd Hammel, SFA vs. Grambling State, 1989
10.	515	Jon Copeland, UIW vs. Lamar, 2018

Passing Touchdowns

	Total	Player, School, Opponent
1.	8	Todd Hammel, SFA vs. ULM, 1989
2.	7	Bailey Zappe, HBU vs. Texas Southern, 2019
	7	Nathan Brown, UCA vs. Texas State, 2007
	7	Caleb Berry, LU vs. Houston Baptist, 2014
	7	Jeremiah Briscoe, SHSU vs. Stephen F. Austin, 2016
	7	Jeremiah Briscoe, SHSU vs. Central Arkansas, 2016
7.	6	Jeremiah Briscoe, SHSU vs. Abilene Christian, 2016
	6	Jeremiah Briscoe, SHSU vs. McNeese, 2016
	6	Caleb Berry, LU vs. Oklahoma Panhandle State, 2013
	6	Tommy Tomlin, LU vs. Louisiana Tech, 1969
	6	Shelton Eppler, NSU vs. Lamar, 2018
	6	Shelton Eppler, NSU vs. Abilene Christian, 2018

Highest Completion Percentage

	Pct.	Player, School, Opponent
1.	93.8	Beaux Hebert, NICH vs. Sam Houston State, 2013
2.	90.5	David Williams, TXST vs. Montana State, 1997
3.	88.9	Brian Babin, SLU vs. Kentucky Wesleyan, 2007
4.	87.5	D'Shaie Landor, SLU vs. UIW, 2016
	87.5	Chase Fourcade, NICH vs. North Dakota, 2019
6.	87.0	Nathan Brown, UCA vs. UT-Martin, 2007
7.	85.8	Tommy Tomlin, LU vs. West Texas A&M, 1970
	85.7	Robbie Park, UCA vs. Western Kentucky, 2009
	85.7	Tim Langford, ASU vs. Lamar, 1983
10.	84.2	Brian Babin, SLU vs. Union, 2009

Receiving Yards

	Total	Player, School, Opponent
1.	268	Nathan Stewart, SHSU vs. McNeese, 2016
2.	247	Ronald Bonner, JSU vs. Northwestern State, 1997
	247	Nathan Stewart, SHSU vs. Northwestern State, 2017
4.	242	Aaron Thomas, SFA vs. Prairie View A&M, 2013
	242	Jonathon Cooper, SHSU vs. Western Illinois, 2001
6.	239	Jason Madkins, SHSU vs. North Dakota State, 2009
7.	238	Ed Eagan, NSU vs. McNeese, 2014
8.	235	Catron Houston, SHSU vs. Southeastern Louisiana, 2008
9.	231	Scott Ford, UNT vs. Abilene Christian, 1992
10.	229	Tyler Boyd, SFA vs. Lamar, 2013

Receptions

	Total	Player, School, Opponent
1.	18	Reggie Begelton, LU vs. Stephen F. Austin, 2013
	18	Jerreth Sterns, HBU vs. UIW, 2019
3.	16	Jackie Harris, ULM vs. Lamar, 1988
4.	15	Duane Brooks, SFA vs. Northwestern State, 2009
	15	Duane Brooks, SFA vs. Eastern Washington, 2009
6.	14	Cordell Roberson, SFA vs. Sam Houston State, 2012
	14	Chance Dennis, SFA vs. Sam Houston State, 2005
	14	Desmond Smith, UCA vs. Stephen F. Austin, 2015
	14	J.J. Hayes, LU vs. McNeese, 2011
10.	13	several, last Chandler Harvin, SHSU vs. Houston Baptist, 2019 & Ben Ratzlaff, HBU vs. Sam Houston State, 2019



Total Offensive Yards

	Total	Player, School, Opponent
1.	655	Brady Attaway, SFA vs. Prairie View A&M, 2013
2.	598	Dustin Long, SHSU vs. McNeese, 2004
3.	595	Doug Pederson, ULM vs. Stephen F. Austin, 1989
4.	591	Caleb Berry, LU vs. Central Arkansas, 2014
5.	562	Todd Hammel, SFA vs. ULM, 1989
6.	545	Brady Attaway, SFA vs. Sam Houston State, 2012
7.	539	Todd Hammel, SFA vs. Grambling State, 1989
8.	536	Eric Schmid, SHSU vs. UIW, 2019
9.	534	Blake Joseph, SHSU vs. North Dakota State, 2009
10.	526	Barrick Nealy, TXST vs. Georgia Southern, 2005

Total Offensive Plays

	Total	Player, School, Opponent
1.	93	Jeremy Moses, SFA vs. Sam Houston State, 2008
2.	89	Jeremiah Briscoe, SHSU vs. South Dakota, 2017
	89	Jeremiah Briscoe, SHSU vs. Richmond, 2017
4.	82	Jeremiah Briscoe, SHSU vs. Northwestern State, 2017
5.	79	Rhett Bomar, SHSU vs. Southeastern Louisiana, 2008
	79	Shelton Eppler, NSU vs. Lamar, 2018
7.	78	Rhett Bomar, SHSU vs. North Dakota State, 2007
8.	76	Brady Attaway, SFA vs. Sam Houston State, 2012
9.	75	Bailey Zappe, HBU vs. UIW, 2019
10.	74	Nathan Dick, UCA vs. Texas State, 2011

Extra Points Made

	Total	Player, School, Opponent
1.	12	Tommy Hebert, NSU vs. Southeastern Louisiana, 2003
	12	Evan Engwall, SFA vs. Texas College, 2009
3.	11	Adam Diel, NICH vs. Livingston, 1994
	11	Connor Crow, SHSU vs. Oklahoma Panhandle State, 2019
	11	Lance Garner, SHSU vs. Bacone, 2005
6.	10	Miguel Antonio, SHSU vs. Southeastern Louisiana, 2012
	10	Luc Swimberghe, SHSU vs. Houston Baptist, 2014
	10	Blake Bercegeay, MCN vs. West Virginia Tech, 2006
	10	Andrew Dolan, NICH vs. Evangeli, 2012

Field Goals Made

	Total	Player, School, Opponent
1.	6	Jeff Turner, SLU vs. Texas State, 2007
2.	5	Eric Roberts, MCN vs. Eastern Illinois, 1990
	5	Blake Bercegeay, MCN vs. Northwestern State, 2005
	5	Lorran Fonseca, NICH vs. Abilene Christian, 2017
	5	Mark Klein, SHSU vs. Texas Southern, 1991
	5	Chuck Rawlinson, SFA vs. Prairie View A&M, 1988
	5	Rafael Septien, ULL vs. San Jose State, 1974
	5	Scott Roper, ASU vs. North Texas, 1986
9.	4	several, last Bailey Giffen, LU vs. Houston Baptist, 2019

Field Goals by Distance

	Total	Player, School, Opponent
1.	63	Joe Duren, ASU vs. McNeese, 1974
2.	60	Skipper Butler, UTA vs. East Texas State, 1968
	60	Alec Chadwick, HBU vs. UIW, 2016
4.	58	Bob Bearden, ACU vs. Angelo State, 1969
	58	Chuck Rawlinson, SFA vs. Sam Houston State, 1991
	58	Alec Chadwick, HBU vs. Lamar, 2017
7.	57	Rafael Septien, ULL vs. Lamar, 1974
	57	Jesse Garcia, ULM vs. Nicholls, 1983
9.	56	Joe Duren, ASU vs. McNeese, 1974
	56	Jesse Garcia, ULM vs. McNeese, 1982
	56	Lorran Fonseca, NICH vs. Houston Baptist, 2018

Punting Average

	Total	Player, School, Opponent
1.	65.0	Brad Dunavant, SHSU vs. Texas Southern, 2013
2.	57.5	Bruce Gartman, ASU vs. UT-Arlington, 1981
3.	55.2	Richie Rhodes, JSU vs. Troy, 2001
4.	55.0	Tyler St. Germain, NICH vs. South Dakota, 2017
5.	54.0	Joe Slayton, ASU vs. Louisiana, 1979
6.	53.0	Patrick Ponder, UCA vs. Northwestern State, 2016
7.	52.2	Oscar Draguicevich, UIW vs. Texas A&M-Kingsville, 2016
8.	51.6	Don Stump, MCN vs. Louisiana Tech, 1981
9.	51.5	Jim Hall, SLU vs. Northern Colorado, 2005
	51.5	Winston Jones, NICH vs. Eastern Washington, 2018

Punts by Distance

	Total	Player, School, Opponent
1.	91	Bart Helsley, UNT vs. Louisiana Monroe, 1990
2.	87	John Starnes, UNT vs. UT Arlington, 1983
3.	86	Lynn Bock, LU vs. West Texas A&M, 1972
	86	Cory Eloff, TXST vs. McNeese, 2003
5.	84	Steve Laidlaw, TRIN vs. Wichita State, 1971
6.	81	Don Stump, MCN vs. West Texas A&M, 1979
	81	Matt Allen, TROY vs. Nicholls, 1999
	81	Alex Kjellsten, MCN vs. Lamar, 2017
9.	80	Lynn Bock, LU vs. UL Lafayette, 1973
	80	Joe Slayton, ASU vs. Lamar, 1979
	80	Ryan Gooch, SFA vs. Northwestern State, 2007
	80	Tyler Blanchard, HBU vs. Stephen F. Austin, 2018

Punt Return Yards

	Total	Player, School, Opponent
1.	206	Brendan Langley, LU vs. UIW, 2016
2.	165	Toby Zeigler, NSU vs. SW Oklahoma State, 2002
3.	152	Bob Severini, TRIN vs. Lamar, 1969
4.	148	Eurosis Parker, JSU vs. Stephen F. Austin, 1998
5.	147	Zach Bronson, MCN vs. Jacksonville State, 1994
	147	Terry Whiting, ASU vs. ULM, 1971
7.	138	Torrance Williams, SHSU vs. Lamar, 2013
8.	125	Derrick Harris, SHSU vs. Central Arkansas, 125
9.	124	Brandon Closner, SHSU vs. Stephen F. Austin, 2010
10.	122	Isaiah Jackson, UCA vs. Missouri State, 2009
	122	Delvin Hughley, JSU vs. Union, 1999

Punt Return Average

	Total	Player, School, Opponent
1.	56.5	Tristan Jackson, UCA vs. Stephen F. Austin, 2007
2.	55.5	Marcus Jackson, LU vs. Oklahoma Panhandle State, 2010
3.	50.0	Yedidiah Louis, SHSU vs. Stephen F. Austin, 2015
	50.0	Davion Davis, SHSU vs. Lamar, 2017
5.	46.0	Da'Marcus Griggs, TXST vs. Stephen F. Austin, 2010
6.	43.0	Keika Willis, JSU vs. Cumberland, 2001
7.	41.7	Davion Davis, SHSU vs. Central Arkansas, 2016
8.	38.5	Tremon Smith, UCA vs. Arkansas State, 2016
9.	34.3	Brendan Langley, LU vs. UIW, 2016
10.	33.5	Tremon Smith, UCA vs. Lamar, 2016

Punt Return by Distance

	Total	Player, School, Opponent
1.	96	Darius Carey, MCN vs. Lamar, 2011
	96	Lardarius Webb, NICH vs. Texas State, 2007
3.	93	Richard Ellender, MCN vs. Louisiana Tech, 1978
	93	Brandon Cox, UCA vs. Houston Baptist, 2015
5.	91	Richard Rameriz, TRIN vs. Abilene Christian, 1971
	91	Wenford Wilborn, LTU vs. Eastern Michigan, 1971
6.	90	several, last Brendan Langley, LU vs. UIW, 2016

Kick Return Yards

	Total	Player, School, Opponent
1.	304	Chika Madu, NICH vs. Stephen F. Austin, 2011
2.	265	Jordan Wells, SLU vs. Central Arkansas, 2011
3.	249	Gamar Girdy Brito, HBU vs. South Dakota, 2019
4.	233	Flip Johnson, MCN vs. Northern Iowa, 1986
5.	224	Brandon Closner, SHSU vs. Western Illinois, 2010
	224	Jordan Wells, SLU vs. Tulane, 2011
7.	211	Brandon Closner, SHSU vs. McNeese, 2010
8.	206	GrayIn Crawford, SFA vs. Texas State, 2011
9.	193	Ed Eagan, NSU vs. Baylor, 2014
	193	James Brock, NSU vs. Stephen F. Austin, 1992

Kick Return Average

	Total	Player, School, Opponent
1.	61.0	D'Andre Hicks, MCN vs. Northwestern State, 2019
2.	59.5	Juwan Petit-Frere, SLU vs. UIW, 2017
3.	59.0	Xavier Roberson, SLU vs. Stephen F. Austin, 2012
4.	52.5	Cameron Myers, UCA vs. Abilene Christian, 2019
5.	52.0	Isaiah Jackson, UCA vs. Northwestern State, 2008
6.	51.0	Juwan Petit-Frere, SLU vs. Lamar, 2018
	51.0	Xavier Roberson, SLU vs. Nicholls, 2012
8.	48.0	Herman Bell, JSU vs. Samford, 2000
9.	47.5	TJ Adams, UCA vs. Quincy, 2008
	47.5	Xavier Roberson, SLU vs. SE Missouri State, 2013

Kickoff Return by Distance

	Total	Player, School, Opponent
1.	100	Charles McDaniel, LTU vs. UL Lafayette, 1974
	100	Larry Anderson, LTU vs. Illinois State, 1977
	100	Tony Felder, UTA vs. Lamar, 1980
	100	Ronnie Williams, LTU vs. West Texas A&M, 1981
	100	Chris Fontenette, MCN vs. Northwestern State, 1992
	100	Joey Hamilton, JSU vs. Samford, 1999
	100	Richard Daniels, SFA vs. Louisiana Tech, 2000
	100	Richard Daniels, SFA vs. Northern Iowa, 2000
	100	Chris Crawford, NICH vs. Texas State, 2003
	100	Gralyn Crawford, SFA vs. Texas State, 2011
	100	Mike Brooks, SFA vs. McNeese, 2013
	100	Kody Edwards, UIW vs. Stephen F. Austin, 2015
	100	Desmond Hite, UIW vs. Southeastern La., vs. Nicholls, 2017
	100	Ce'Cori Tolds, UIW vs. New Mexico State, 2019

All-Purpose Yards

	Total	Player, School, Opponent
1.	365	Diontae Spencer, MCN vs. Stephen F. Austin, 2013
2.	352	Gamar Girdy Brito, HBU vs. South Dakota, 2019
3.	327	Claude Mathis, TXST vs. Jacksonville State, 1997
4.	325	Clarence Matthews, NSU vs. ULM, 1995
5.	309	Demontray Carter, TROY vs. Appalachian State, 2000
6.	301	Ed Eagan, NSU vs. McNeese, 2014
7.	294	D.D. Terry, SHSU vs. Southeastern Louisiana, 2006
8.	293	Ed Eagan, NSU vs. Abilene Christian, 2015
9.	292	Blake Veasley, UCA vs. Lamar, 2015
10.	290	Juwan Petit-Frere, SLU vs. ULM, 2018

Interception Yards

	Total	Player, School, Opponent
1.	148	Brent Spikes, MCN vs. UIW, 2014
2.	122	Jarrold Dale, UCA vs. UT-Martin, 2007
3.	114	Kareem Moore, NICH vs. Northwestern State, 2007
	114	Lardarius Webb, NICH vs. Northwestern State, 2007
	114	Jimmy McClain, TROY vs. South Florida, 1999
6.	100	Warren Smith, SFA vs. Nicholls, 1990
7.	99	Reggie Spenser, JSU vs. McNeese, 2001
	99	Chris Middleton, UTA vs. Lamar, 1979
9.	98	Jestin Love, UCA vs. Nicholls, 2010
	98	Ryan Bronson, MCN vs. Central Arkansas, 2013
	98	Aaron Sam, MCN vs. Nebraska, 2014

Interception Return by Distance

	Total	Player, School, Opponent
1.	100	Warren Smith, SFA vs. Nicholls, 1990
2.	99	Chris Middleton, UTA vs. Lamar, 1979
3.	98	Jestin Love, UCA vs. Nicholls, 2010
	98	Ryan Bronson, MCN vs. Central Arkansas, 2013
	98	Marvin Mitchell, UCA vs. Stephen F. Austin, 2013
	98	Aaron Sam, MCN vs. Nebraska, 2014
7.	97	Reggie Spencer, JSU vs. McNeese, 2001
	97	Ferlando Jordan, SLU vs. Houston Baptist, 2019
9.	96	Tyrus McGlothen, LU vs. Southeastern Louisiana, 2012
	96	Jarrold Dale, UCA vs. Tennessee-Martin, 2007
	96	Davis Easterling, MCN vs. Northwestern State, 1990
	96	Raphael Lewis, HBU vs. McNeese, 2017
	96	Shemar Bartholomew, NSU vs. Sam Houston State, 2019

Tackles

	Total	Player, School, Opponent
1.	33	Bill Bergey, ASU vs. Eastern Michigan, 1968
2.	30	Frank Bartley, ULL vs. Southern Illinois, 1978
3.	27	Milton Constranstich, NSU vs. Sam Houston State, 1989
	27	Chip Bennett, ACU vs. Howard Payne, 1968
	27	David Crocker, SFA vs. Northwestern State, 2001
6.	26	Chip Bennett, ACU vs. Texas A&M-Commerce, 1968
7.	25	Chip Bennett, ACU vs. Arkansas State, 1968
8.	24	Doug Landry, LTU vs. Arkansas State, 1983
9.	23	several, last Jordan Piper, NICH vs. Central Arkansas, 2012

Sacks

	Total	Player, School, Opponent
1.	5.0	Bryan Smith, MCN vs. West Virginia Tech, 2006
	5.0	Willie Jefferson, SFA vs. Northwestern State, 2011
	5.0	Chris Livings, MCN vs. Abilene Christian, 2018
4.	4.5	Greg Pitts, TXST vs. Portland State, 2001
5.	4.0	Andre Walker, HBU vs. South Dakota, 2019
	4.0	Michael Bankston, SHSU vs. Angelo State, 1991
	4.0	Will Henry, SHSU vs. Nicholls, 2010
	4.0	P.J. Hall, SHSU vs. McNeese, 2016
	4.0	Mark Ward, JSU vs. Middle Tennessee, 1998
	4.0	Johnny Robinson, LTU vs. UT-Arlington, 1978
	4.0	Marvin Neloms, ASU vs. Chattanooga, 1984

Tackles for Loss

	Total	Player, School, Opponent
1.	7.5	Sterling Rogers, TXST vs. Illinois State, 2001
	7.5	C.J. Carroll, TXST vs. Stephen F. Austin, 2000
3.	6.0	Langston Tunson, HBU vs. Southwest Baptist, 2018
	6.0	P.J. Hall, SHSU vs. Southeastern Louisiana, 2014
	6.0	P.J. Hall, SHSU vs. Houston Baptist, 2016
6.	5.5	Bradley Dickinson, TXST vs. Stephen F. Austin, 2000
	5.5	Jon Szczeczech, TXST vs. Angelo State, 2001
8.	5.0	several, last Andre Walker, HBU vs. South Dakota, 2019

SINGLE SEASON TOP 10



Total Offense Plays

Name, School	Year	Plays
Todd Hammel, SFA	1989	696
Jeremy Moses, SFA	2008	654
Jeremy Moses, SFA	2009	614
Bailey Zappe, HBU	2019	613
Shelton Eppler, NSU	2019	613
Barrick Nealy, TXST	2003	606
Brady Attaway, SFA	2013	600
Jon Copeland, UIW	2019	590
Brady Attaway, SFA	2012	590
Shelton Eppler, NSU	2018	569

Total Offense Yards

Name, School	Year	Yds
Todd Hammel, SFA	1989	5,294
Jeremiah Briscoe, SHSU	2017	4,997
Dustin Long, SHSU	2004	4,576
Jeremiah Briscoe, SHSU	2016	4,549
Bryan Bennett, SLU	2013	4,211
Brady Attaway, SFA	2013	4,210
Jeremy Moses, SFA	2009	4,161
Jeremy Moses, SFA	2008	3,952
Caleb Berry, LU	2014	3,935
Barrick Nealy, TXST	2005	3,932

All-Purpose Yards

Name, School	Year	Yds
Larry Centers, SFA	1989	2,388
Kade Harrington, LU	2015	2,344
Karrington Bush, TXST	2008	2,330
Clarence Matthews, NSU	1995	2,277
Claude Mathis, TXST	1995	2,264
Gralyn Crawford, SFA	2010	2,207
Ed Eagan, NSU	2014	2,169
Timothy Flanders, SHSU	2011	2,058
Donald Wilkerson, TXST	1994	2,048
B.J. Sams, MCN	2003	2,003

Rushing Attempts

Name, School	Year	Att.
Larry Centers, SFA	1989	315
Claude Mathis, TXST	1997	310
Tony Taylor, NSU	2000	302
Donald Wilkerson, TXST	1994	302
Timothy Flanders, SHSU	2011	298
Claude Mathis, TXST	1996	294
Timothy Flanders, SHSU	2012	288
William Davis, MCN	1997	284
Derrick Douglas, LTU	1989	281
Frank McGuigan, ASU	1968	269

Rushing Yards

Name, School	Year	Yds
Kade Harrington, LU	2015	2,092
Gus Johnson, SFA	2014	1,683
Timothy Flanders, SHSU	2011	1,644
Timothy Flanders, SHSU	2012	1,642
Claude Mathis, TXST	1997	1,595
Claude Mathis, TXST	1996	1,593
Donald Wilkerson, TXST	1994	1,569
Irving Spikes, ULM	1993	1,563
Burton Murchison, LU	1985	1,547
Tony Taylor, NSU	2000	1,506

Rushing Touchdowns

Name, School	Year	TD
Gus Johnson, SFA	2014	23
Timothy Flanders, SHSU	2011	22
Luther Turner, SHSU	1987	20
Brent Grimes, UCA	2009	18
Brent Grimes, UCA	2008	18
Buford Jordan, MCN	1981	18
Jessie Burton, MCN	1998	18
Keshawn Hill, SHSU	2014	18
Timothy Flanders, SHSU	2012	17
Toddrick Pendland, MCN	2009	17
Arry Moody, LTU	1976	17

Pass Attempts

Name, School	Year	Att.
Jeremy Moses, SFA	2008	598
Brady Attaway, SFA	2013	584
Jeremiah Briscoe, SHSU	2017	579
Brady Attaway, SFA	2012	570
Jeremy Moses, SFA	2009	566
Bailey Zappe, HBU	2019	560
Jeremy Moses, SFA	2010	550
Shelton Eppler, NSU	2019	545
Dustin Long, SHSU	2004	531
Jon Copeland, UIW	2019	507

Pass Completions

Name, School	Year	Comp.
Jeremy Moses, SFA	2009	385
Bailey Zappe, HBU	2019	357
Jeremy Moses, SFA	2008	352
Brady Attaway, SFA	2013	349
Shelton Eppler, NSU	2019	341
Jeremy Moses, SFA	2010	336
Jeremiah Briscoe, SHSU	2017	335
Brady Attaway, SFA	2012	334
Dustin Long, SHSU	2004	333
Luke Anthony, ACU	2018	319

Passing Yards

Name, School	Year	Yds
Todd Hammel, SFA	1989	5,364
Jeremiah Briscoe, SHSU	2017	5,003
Jeremiah Briscoe, SHSU	2016	4,602
Dustin Long, SHSU	2004	4,588
Brady Attaway, SFA	2013	4,268
Jeremy Moses, SFA	2009	4,124
Jeremy Moses, SFA	2008	4,026
Jeremy Moses, SFA	2010	3,998
Bailey Zappe, HBU	2019	3,811
Chason Virgil, SLU	2019	3,791

Highest Completion Percentage

Name, School	Year	Pct.
Jeremy Moses, SFA	2009	68.0
Nathan Brown, UCA	2007	67.9
Chase Fourcade, NICH	2019	67.8
Nathan Brown, UCA	2008	67.7
Hay Hildebrand, UCA	2017	67.0
Ryan Howard, TXST	2014	66.2
Wynri Smothers, UCA	2013	66.1
Chason Virgil, SLU	2019	65.5

Touchdown Passes

Name, School	Year	TD
Jeremiah Briscoe, SHSU	2016	57
Todd Hammel, SFA	1989	48
Jeremiah Briscoe, SHSU	2017	45
Jeremy Moses, SFA	2008	41
Jeremy Moses, SFA	2009	40
Dustin Long, SHSU	2004	39
Bailey Zappe, HBU	2019	35
Jeremy Moses, SFA	2010	34
Caleb Berry, LU	2014	33
several, last Breylin Smith, UCA	2019	32

Receptions

Name, School	Year	No
Duane Brooks, SFA	2009	118
Jerreth Sterns, HBU	2019	105
Quan Shorts, NSU	2019	100
Jarrod Fuller, SHSU	2004	99
Jonathon Cooper, SHSU	2001	92
Ben Ratzlaff, HBU	2019	87
Kobe Clark, ACU	2019	87
Ronnie Vinson, ACU	1969	82
Reggie Begelton, LU	2013	82
Da'Marcus Griggs, TXST	2009	80

Receiving Yards

Name, School	Year	Yds
Nathan Stewart, SHSU	2017	1,648
Jonathon Cooper, SHSU	2001	1,477
Jarrod Fuller, SHSU	2004	1,383
Billy Ryckman, LTU	1976	1,382
Mikhael Ricks, SFA	1997	1,358
Jason Mathenia, SHSU	2004	1,357
Rod Foppe, LTU	1977	1,274
Cameron Luke, TXST	2008	1,268
Ronnie Vinson, ACU	1969	1,214
Davion Davis, SHSU	2017	1,206

Receiving Touchdowns

Name, School	Year	TD
Dominique Edson, SFA	2008	18
Joe Jackson, TROY	1996	17
Cameron Luke, TXST	2008	17
Cordell Roberson, SFA	2010	16
Terence Davis, MCN	1995	16
Mikhael Ricks, SFA	1997	13
Mark Roberts, LU	2014	13
Jazz Ferguson, NSU	2018	13
Ben Ratzlaff, HBU	2019	12
Tyler Hudson, UCA	2019	12
Simmie Yarborough, SLU	2009	12
Cameron Luke, TXST	2007	12

Total Touchdowns

Name, School	Year	TD
Timothy Flanders, SHSU	2011	24
Kade Harrington, LU	2015	23
Gus Johnson, SFA	2014	23
Brent Grimes, UCA	2008	21
Keshawn Hill, SHSU	2014	21
Davion Davis, SHSU	2017	21
Tracy James, ACU	2019	20
Luther Turner, SHSU	1987	20
Jessie Burton, MCN	1998	19
Toddrick Pendland, MCN	2009	19

Scoring

Name, School	Year	Pts.
Timothy Flanders, SHSU	2011	144
Kade Harrington, LU	2015	138
Gus Johnson, SFA	2014	138
Miguel Antonio, SHSU	2012	133
Tre Honshtein, SHSU	2017	132
Davion Davis, SHSU	2017	126
Brent Grimes, UCA	2008	126
Keshawn Hill, SHSU	2014	126
Luther Turner, SHSU	1987	120
Tracy James, ACU	2019	120

Kick Scoring

Name, School	Year	Pts.
Miguel Antonio, SHSU	2012	133
Tre Honshtein, SHSU	2017	132
Luc Swimberghe, SHSU	2014	128
Shonz LaFrenz, MCN	1997	117
Seth Sebastian, SLU	2013	114
Evan Engwall, SFA	2009	111
Chuck Rawlinson, SFA	1989	111
Jose Larios, MCN	1995	110
Ryan Adams, SLU	2014	108
Lance Garner, SHSU	2004	105

Extra Points Made

Name, School	Year	XPM
Luc Swimberghe, SHSU	2016	82
Miguel Antonio, SHSU	2012	73
Luc Swimberghe, SHSU	2013	73
Luc Swimberghe, SHSU	2014	67
Tre Honshtein, SHSU	2017	66
Seth Sebastian, SLU	2013	66
Ryan Adams, SLU	2014	60
Ryan Rome, MCN	2013	60
Bryce Broussard, SLU	2019	59
Lance Garner, SHSU	2004	57
Andrew Ireland, TXST	2008	57

Field Goals Made

Name, School	Year	FGM
Shonz LaFrenz, MCN	1997	25
George Benyola, LTU	1985	24
Jose Larios, MCN	1993	24
Chuck Rawlinson, SFA	1988	22
Scott Roper, ASU	1986	21
Matt Stover, LTU	1986	21
Storm Ruiz, SFA	2019	21
Miguel Antonio, SHSU	2012	20
Teddy Garcia, ULM	1987	20
John Rovertto, ULL	1977	19
Keith Chapman, UNT	1989	19
Lorran Fonseca, NICH	2017	19

Field Goal Percentage

Name, School	Year	Pct.
Andrew Ireland, TXST	2006	90.9
Seth Sebastian, SLU	2013	88.9
Ryan Adams, SLU	2014	88.9
Hayden Ray, UCA	2019	88.2
Jace Denker, UCA	2015	88.2
Eddie Camara, UCA	2012	86.7
Matthew Wieland, TXST	1996	85.7
Jeff Turner, SLU	2007	85.0
Ray Whitehead, TXST	1992	84.6
Lorran Fonseca, NICH	2017	82.6

Punting Average (minimum 12 punts)

Name, School	Year	Avg.
Joe Zema, UIW	2017	46.69
Chad Stanley, SFA	1998	46.60
Chris MacDonald, TXST	2007	45.92
Richie Rhodes, JSU	2001	45.69
Paul Alsbury, TXST	1990	44.85
Ryan Klaus, SHSU	1998	44.82
Chad Stanley, SFA	1997	44.69
Matt McRobert, SHSU	2019	44.30
Joseph Figenshaw, SHSU	2016	44.20
Christian Guzman, HBU	2014	44.10

Punt Return Yards

Name, School	Year	Yds.
Donnie Ashley, MCN	1997	528
Eurosius Parker, JSU	1998	477
B.J. Sams, MCN	2002	471
Torrance Williams, SHSU	2013	464
Bruce Alexander, SFA	1988	459
Lawrence Anderson, LTU	1977	441
Terrence McGee, NSU	2000	427
Erwin Brown, MCN	1993	414
Darrell Slater, ULM	1984	405
Richard Ellender, MCN	1978	398

Punt Return Average (minimum 12 returns)

Name, School	Year	Avg.
Derrick Harris, SHSU	2006	24.4
Terrence McGee, NSU	2000	23.7
Tristan Jackson, UCA	2007	23.6
KaRon Coleman, SFA	1999	20.4
Terry Whiting, ASU	1971	19.4
Richard Ellender, MCN	1978	18.1
Kevin Johnson, LU	2013	18.0
Claude Mathis, TXST	1995	17.6
Johnny Fuller, LU	1967	17.2
Lardarius Webb, NICH	2007	17.1

Kick Return Yards

Name, School	Year	Yds.
Jordan Wells, SLU	2011	1,383
Chika Madu, NICH	2011	1,269
Jatavious Wilson, UCA	2014	1,140
Keenan Canty, NICH	2015	1,085
Karrington Bush, TXST	2008	1,055
Ed Eagan, NSU	2014	1,045
Gralyn Crawford, SFA	2010	1,038
Jaylen Harris, SHSU	2016	1,020
Brandon Closner, SHSU	2010	981
Tim Fields, SFA	1989	936

Kick Return Average (minimum 12 returns)

Name, School	Year	Avg.
Xavier Roberson, SLU	2013	35.2
Juwan Petit-Frere, SLU	2017	34.6
Chris Crawford, NICH	2003	32.3
Andy Swafford, TROY	1997	31.4
Jatavious Wilson, UCA	2013	30.6
Kearney Blalack, ASU	1970	30.4
LeJuan Walker, NICH	2002	29.7
Lardarius Webb, NICH	2008	29.5
Diontae Spencer, MCN	2013	29.4
Claude Mathis, TXST	1994	29.4

Tackles

Name, School	Year	Total
Bill Bergey, ASU	1968	196
Doug Landry, LTU	1983	178
Andre Carron, NSU	1991	176
Chad Coleman, TXST	1990	175
Charles Ayro, MCN	1997	171
Ypres Thomas, TXST	1996	164
Rod Royal, MCN	2002	160
Ronnie Washington, ULM	1984	160
Terry Irving, MCN	1993	159
Three athletes tied		156

Sacks

Name, School	Year	Total
Roderick Stansell, SFA	1989	18.0
Kavika Pittman, MCN	1995	15.5
Greg Necaize, NSU	1990	15.5
John Kulakowski, NSU	1987	15.0
Andre Finley, SHSU	1988	15.0
Willie Jefferson, SFA	2011	15.0
Derick Roberson, SHSU	2018	15.0
Andre Walker, HBU	2019	15.0
Willis Hudson, UNT	1994	14.5
Mark Word, JSU	1998	14.5

Interceptions

Name, School	Year	Total
Dennis Meyer, ASU	1970	11
John Causey, LTU	1972	10
Cedric Walker, SFA	1990	10
Zack Bronson, MCN	1993	9
Rod Gulley, MCN	2002	9
Dick Ritchey, ASU	1965	8
David Fuller, ACU	1966	8
Ron Irving, ULL	1976	8
Darryl Pounds, NICH	1991	8
Daxton Swanson, SHSU	2011	8
Stanley Tieken, TRIN	1965	8

Interception Return Yards

Name, School	Year	Yds
Ferlando Jordan, SLU	2019	255
Zack Bronson, MCN	1993	251
Ron Irving, ULL	1977	227
Billy Anderson, SHSU	1987	185
Marvi Mitchell, UCA	2013	173
Jermaine Antonie, MCN	2016	168
Jestin Love, UCA	2010	166
Rod Gulley, MCN	2002	160
Doyle Adams, LTU	1985	159
Brent Spikes, MCN	2014	156

Tackles for Loss

Name, School	Year	TFL
Andre Finley, SHSU	1988	31.0
Ardis McCann, LTU	1978	31.0
P.J. Hall, SHSU	2014	30.0
P.J. Hall, SHSU	2016	29.0
Johnny Robinson, LTU	1979	24.0
Sully Laiche, NICH	2019	22.5
Myke Tavarres, UIW	2015	22.5
P.J. Hall, SHSU	2015	22.0
P.J. Hall, SHSU	2017	21.0
Michael Bankston, SHSU	1991	21.0
Chris Stewart, SHSU	2017	21.0



Total Offense Plays

Name, School	Years	Plays
Jeremy Moses, SFA	2007-10	2,034
Chase Fourcade, NICH	2016-19	1,857
Brady Attaway, SFA	2010-13	1,738
Kerry Joseph, MCN	1992-95	1,649
Scott Davis, UNT	1987-90	1,549
Bailey Zappe, HBU	2017-pres.	1,514
Bradley George, TXST	2005-09	1,479
Mitch Maher, UNT	1991-94	1,471
Jim Lindsey, ACU	1967-70	1,460
Brian Bell, SHSU	2010-13	1,439

Total Offense Yards

Name, School	Years	Plays	Rush	Pass	Yds
Jeremy Moses, SFA	2007-10	2,034	-200	13,401	13,201
Chase Fourcade, NICH	2016-19	1,762	1,897	10,707	12,604
Jeremiah Briscoe, SHSU	2015-17	1,412	-95	11,488	11,393
Brady Attaway, SFA	2010-13	1,738	-242	11,433	11,191
Nathan Brown ¹ , UCA	2005-08	1,474	435	10,558	10,993
Derrick Fourroux, MCN	2006-09	1,517	2,037	8,226	10,263
Brian Bell, SHSU	2010-13	1,439	1,526	8,655	10,181
Bradley George, TXST	2006-09	1,479	230	9,556	9,786
Kerry Joseph, MCN	1992-95	1,649	1,802	7,874	9,676
Mitch Maher, UNT	1991-94	1,471	487	8,519	9,006

¹entire career not played as Southland member

Rushing Attempts

Name, School	Years	Att.
Timothy Flanders, SHSU	2010-13	999
Claude Mathis, TXST	1994-97	882
Henry Fields, MCN	1992-95	839
Leonard Harris, SFA	1992-95	741
Kade Harrington, LU	2013-16	724
Larry Centers, SFA	1987-89	709
Bronson Sanders, TXST	1998-01	709
Tony Taylor, NSU	1998-00	688
Josh Son, NICH	2000-03	664
Calvin Harrell, ASU	1968-71	660

Rushing Net Yards

Name, School	Years	Car	Avg	TD	Yds
Timothy Flanders, SHSU	2010-13	999	5.6	66	5,664
Claude Mathis, TXST	1994-97	882	5.3	45	4,694
Henry Fields, MCN	1992-95	839	5.2	30	4,358
Kade Harrington, LU	2013-16	724	6.0	44	4,348
Buford Jordan, MCN	1980-83	750	5.5	43	4,106
Gus Johnson, SFA	2011-14	631	6.2	51	3,907
Leonard Harris, SFA	1992-95	741	5.1	28	3,771
Tony Taylor, NSU	1998-00	688	5.4	32	3,720
Corey Avery, SHSU	2015-17	506	6.6	39	3,348
Derrick Jensen, UTA	1974-77	676	4.9	14	3,346

Rushing Touchdowns

Name, School	Years	TDs
Timothy Flanders, SHSU	2010-13	66
Charles McDaniel, LTU	1971-74	52
Gus Johnson, SFA	2011-14	51
Brent Grimes, UCA	2006-09	50
Buford Jordan, MCN	1980-83	45
Claude Mathis, TXST	1994-97	45
Kade Harrington, LU	2013-16	44
Corey Avery, SHSU	2015-17	39
Toddrick Pendland, MCN	2006-09	37
Arry Moody, LTU	1973-76	36

Passing Yards

Name, School	Years	Att-Cmp-Int	TD	Yds
Jeremy Moses, SFA	2007-10	1,893-1,184-55	121	13,401
Jeremiah Briscoe, SHSU	2015-17	1,328-785-31	116	11,488
Brady Attaway, SFA	2010-13	1,688-1,004-66	89	11,433
Nathan Brown ¹ , UCA	2005-08	1,267-856-32	100	10,558
Chase Fourcade, NICH	2016-19	1,350-804-47	70	10,707
Bradley George, TXST	2006-09	1,277-753-35	76	9,556
Brian Bell, SHSU	2010-13	1,077-621-31	84	8,655
Todd Hammel ¹ , SFA	1986-89	1,060-544-51	65	8,631
Jim Lindsey, ACU	1967-70	1,237-642-69	61	8,521
Mitch Maher, UNT	1991-94	1,149-640-50	67	8,519

¹entire career not played as Southland member

Passing Attempts

Name, School	Years	Att.
Jeremy Moses, SFA	2007-10	1,893
Brady Attaway, SFA	2010-13	1,688
Chase Fourcade, NICH	2016-19	1,350
Jeremiah Briscoe, SHSU	2015-17	1,328
Bradley George, TXST	2005-09	1,277
Nathan Brown, UCA	2004-08	1,267
Bailey Zappe, HBU	2017-pres.	1,262
Jim Lindsey, ACU	1967-70	1,237
Mitch Maher, UNT	1991-94	1,149
Kerry Joseph, MCN	1992-95	1,114

Passing Completions

Name, School	Years	Comp.
Jeremy Moses, SFA	2007-10	1,184
Brady Attaway, SFA	2010-13	1,004
Nathan Brown, UCA	2004-08	856
Chase Fourcade, NICH	2016-19	804
Jeremiah Briscoe, SHSU	2015-17	785
Bailey Zappe, HBU	2017-pres.	759
Bradley George, TXST	2005-09	753
Brian Babin, SLU	2005-09	670
Luke Anthony, ACU	2017-19	659
Caleb Berry, LU	2011-14	656

Completion Percentage (minimum 500 attempts, two seasons)

Name, School	Years	Comp.	Att.	%
Nathan Brown, UCA	2004-08	856	1,267	67.6
Breylin Smith, UCA	2018-pres.	396	609	65.0
Luke Anthony, ACU	2017-19	659	1,028	64.1
Nathan Dick, UCA	2009-11	514	808	63.6
Hayden Hildebrand, UCA	2014-17	587	927	63.3
Jeremy Moses, SFA	2007-10	1,184	1,893	62.5
Shelton Eppler, NSU	2018-19	540	873	61.9
Brian Babin, SLU	2005-09	670	1,083	61.9
Dallas Sealey, ACU	2015-17	509	832	61.2
Bailey Zappe, HBU	2017-pres.	759	1,262	60.1

Touchdown Passes

Name, School	Years	TDs
Jeremy Moses, SFA	2007-10	121
Jeremiah Briscoe, SHSU	2015-17	116
Nathan Brown, UCA	2004-08	100
Brady Attaway, SFA	2010-13	89
Brian Bell, SHSU	2010-13	84
Bradley George, TXST	2005-09	76
Caleb Berry, LU	2011-14	71
Chase Fourcade, NICH	2016-19	70
Kerry Joseph, MCN	1992-95	67
Mitch Maher, UNT	1991-94	67

Receptions

Name, School	Years	Yds	Avg	TD	Rec
Yedidiah Louis, SHSU	2014-17	3,942	13.4	29	294
Simmie Yarborough, SLU	2008-11	2,780	12.1	30	229
Reggie Begelton, LU	2012-15	2,435	10.7	20	227
Nathan Stewart, SHSU	2016-19	4,494	19.8	37	227
Desmond Smith, UCA	2012-15	2,828	12.5	20	226
Davion Davis, SHSU	2015-18	3,181	14.1	40	226
Cordell Roberson, SFA	2009-12	3,191	14.4	39	221
Matt Dominguez, SHSU	1997-00	3,376	15.3	27	211
Gralyn Crawford, SFA	2009-12	2,623	12.9	20	203
Dezmin Lewis, UCA	2011-14	2,668	13.5	24	197

Receiving Yards

Name, School	Years	Yds.
Nathan Stewart, SHSU	2016-19	4,494
Yedidiah Louis, SHSU	2014-17	3,942
Matt Dominguez, SHSU	1997-00	3,273
Cordell Roberson, SFA	2009-12	3,191
Davion Davis, SHSU	2015-18	3,181
Joey Hamilton, JSU	1996-99	2,903
Desmond Smith, UCA	2012-15	2,828
Simmie Yarborough, SLU	2008-11	2,780
Roger Carr, LTU	1970-73	2,717
Dominique Edison, SFA	2005-08	2,696

Receiving Touchdowns

Name, School	Years	TDs
Davion Davis, SHSU	2015-18	40
Cordell Roberson, SFA	2009-12	39
Nathan Stewart, SHSU	2016-19	37
Cameron Luke, TXST	2006-08	32
Simmie Yarborough, SLU	2008-11	30
Yedidiah Louis, SHSU	2014-17	29
Dominique Edison, SFA	2005-08	28
Matt Dominguez, SHSU	1997-00	27
Jonathon Cooper, SHSU	1998-01	24
Dezmin Lewis, UCA	2011-14	24

Total Points

Name, School	Years	PAT	FG	TD	Points
Timothy Flanders, SHSU	2010-13	0	0	70	420
Jose Larios, MCN	1992-95	158	66	0	356
Luc Swimberghe, SHSU	2013-16	261	35	0	366
Brent Grimes, UCA	2006-09	0	0	59	354
Jordan Wiggs, SFA	2011-14	180	56	0	348
Miguel Antonio, SHSU	2009-12	171	51	0	324
Shonz Lafrenz, MCN	1996-99	126	66	0	324
Charles, McDaniel, LTU	1971-74	12	0	52	324
Gus Johnson, SFA	2011-14	0	0	52	312
Kade Harrington, LU	2013-16	0	0	51	306

Total Touchdowns

Name, School	Years	TDs
Timothy Flanders, SHSU	2010-13	70
Brent Grimes, UCA	2006-09	59
Gus Johnson, SFA	2011-14	52
Charles McDaniel, LTU	1971-74	52
Kade Harrington, LU	2013-16	51
Claude Mathis, TXST	1994-97	49
Toddric Pendland, MCN	2006-09	46
Davion Davis, SHSU	2015-18	45
Corey Avery, SHSU	2015-17	45
Buford Jordan, MCN	1980-83	45

PAT Kicks Made

Name, School	Years	No.
Luc Swimberghe, SHSU	2013-16	261
Jordan Wiggs, SFA	2011-14	180
Eddie Camara, UCA	2011-14	173
Miguel Antonio, SHSU	2009-12	171
Jose Larios, MCN	1992-95	158
Blake Bercegeay, MCN	2005-08	151
Seth Sebastian, SLU	2010-13	151
Josh Lewis, MCN	2009-12	144
John Marino, MCN	2001-04	134
Tommy Hebert, NSU	2002-04	131

PAT Kicks Attempted

Name, School	Years
Luc Swimberghe, SHSU	2013-16
Jordan Wiggs, SFA	2011-14
Eddie Camara, UCA	2011-14
Miguel Antonio, SHSU	2009-12
Jose Larios, MCN	1992-95
Blake Bercegeay, MCN	2005-08
Seth Sebastian, SLU	2010-13
Josh Lewis, MCN	2009-12
John Marino, MCN	2001-04
Jerry Pope, LTU	1973-76

PAT Kick Percentage (minimum 100 attempts, two seasons)

Name, School	Years	M	A	%
Storm Ruiz, SFA	2016-19	116	116	100.0
Billy Hayes, SHSU	1985-88	117	119	98.32
Andrew Ireland, TXST	2006-08	117	119	98.32
Miguel Antonio, SHSU	2009-12	171	174	98.27
Chuck Rawlinson, SFA	1988-91	129	132	97.73
Luc Swimberghe, SHSU	2013-16	261	268	97.38
Eddie Camara, UCA	2011-14	173	178	97.19
Lawrence Tynes, TROY	1997-00	127	131	96.95
Jose Larios, MCN	1992-95	158	163	96.93
Seth Sebastian, SLU	2010-13	151	156	96.79

Field Goals Made

Name, School	Years
Shonz LaFrenz, MCN	1996-99
Jose Larios, MCN	1992-95
Chuck Rawlinson, SFA	1988-91
Storm Ruiz, SFA	2016-19
Teddy Garcia, ULM	1984-87
Jordan Wiggs, SFA	2011-14
Miguel Antonio, SHSU	2009-12
Jeff Turner, SLU	2006-09
Keith Chapman, UNT	1985-89
Blake Bercegeay, MCN	2005-08

Field Goals Attempted

Name, School	Years
Jose Larios, MCN	1992-95
Shonz LaFrenz, MCN	1996-99
Teddy Garcia, ULM	1984-87
Chuck Rawlinson, SFA	1988-91
Miguel Antonio, SHSU	2009-12
Ryan Rossner, SFA	2000-01, 03-04
Jordan Wiggs, SFA	2011-14
Storm Ruiz, SFA	2016-19
Keith Chapman, UNT	1985-89
Billy Hayes, SHSU	1985-88

Field Goal Percentage (minimum 50 attempts)

No.	Name, School	Years	FGM	FGA	%
268	Storm Ruiz, SFA	2016-19	57	73	78.1
187	Jeff Turner, SLU	2006-09	50	68	73.5
178	Lawrence Tynes, TROY	1997-00	47	64	73.4
174	Jordan Wiggs, SFA	2011-14	56	77	72.7
163	Eric Roberts, MCN	1989-91	38	53	71.7
160	Eddie Camara, UCA	2011-14	41	58	70.7
156	Eddie Carmona, UCA	2008-10	38	54	70.4
154	Shonz LaFrenz, MCN	1996-99	66	94	70.2
150	Blake Bercegeay, MCN	2005-08	48	69	69.6
144	Matt Cummins, UCA	2016-18	39	56	69.6

Total Punts

Name, School	Years	Punts
Barry Bowman, LTU	1983-86	301
Pat Neck, MCN	1990-93	293
John Starnes, UNT	1981-84	286
Jim Poirier, MCN	1987-90	284
Christian Guzman, HBU	2014-17	273
Mike Marlow, LU	1978-81	270
Ron Boyette, TRIN	1967-70	269
Bart Bradley, SHSU	1986-89	264
Ricky Fernandez, LU	1982-85	261
Chad McCarty, ULM	1989-92	260

Punt Average (minimum 100 punts, two seasons)

No.	Name, School	Years	Avg.
104	Matt McRobert, SHSU	2018-pres.	43.7
178	Chad Stanley, SFA	1996-98	43.3
165	Patrick Dolan, NICH	2007-10	43.1
197	Christian Guzman, HBU	2014-16	42.9
184	Lachlan Edwards, SHSU	2013-15	42.8
100	Cory Kempes, NICH	2011-12	42.5
145	Alex Kjellsten, MCN	2017-18	42.1
225	Ryan Klaus, SHSU	1995-98	42.1
147	Cory Eloff, TXST	2003-05	41.9
236	Don Stump, MCN	1978-81	41.5
203	Drew Nelson, SFA	2008-11	41.3
255	Kollin Kahler, LU	2010-13	41.3

Punt Returns

Name, School	Years	Ret.
Toby Zeigler, NSU	2002-05	109
Claude Stewart, SHSU	1989-92	103
Billy Anderson, SHSU	1986-88	94
Wenford Wilborn, LTU	1971-74	91
Lawrence Anderson, LTU	1974-77	87
Nat Durant, ULL	1975-78	85
B.J. Sams, MCN	2000-03	84
Marcus Camper, UNT	1985-88	82
Brandon Closner, SHSU	2009-10	79
<i>Three players tied</i>		
		75

Punt Return Yards

Name, School	Years	Yds.
Toby Zeigler, NSU	2002-05	1,361
Terrence McGee, NSU	1999-2002	1,031
B.J. Sams, MCN	2000-03	922
Billy Anderson, SHSU	1986-88	852
Steven Whitehead, MCN	2004-08	849
KaRon Coleman, SFA	1996-99	792
Lawrence Anderson, LTU	1974-77	787
Tony Tompkins, SFA	2002-04	754
Brandon Closner, SHSU	2009-10	753
Marcus Camper, UNT	1985-88	751

Punt Return Average (minimum 50 attempts)

Name, School	Years	Avg.
Terrence McGee, NSU	1999-2002	16.90
Toby Zeigler, NSU	2002-05	12.49
Eurosius Parker, JSU	1995-99	12.43
KaRon Coleman, SFA	1996-99	12.00
David Plaisance, NICH	2001-04	11.55
Terry Whiting, ASU	1968-71	11.33
Steven Whitehead, MCN	2004-08	11.32
Donnie Ashley, MCN	1995-97	11.15
B.J. Sams, MCN	2000-03	10.97
Steve Hanschen, ASU	1976-79	10.57

Punt Returns for Touchdowns

Name, School	Years	TDs
Richard Ellender, MCN	1975-78	4
B.J. Sams, MCN	2000-03	3
Terrence McGee, NSU	1999-2002	3
Donnie Ashley, MCN	1995-97	3
Troy Jones, MCN	1988-89	3
Cisco Richard, ULM	1987-90	3
Marcus Camper, UNT	1985-88	3
<i>12 athletes tied</i>		
		2

Kickoff Returns

Name, School	Years	Ret.
Ed Eagan, NSU	2012-15	125
Jatavious Wilson, UCA	2013-16	120
Jaylen Harris, SHSU	2016-18	108
Isaiah Jackson, UCA	2008-11	106
Karrington Bush, TXST	2006-09	99
Jeff Steele, ULM	1986-89	96
Flip Johnson, MCN	1983-86	89
Chika Madu, NICH	2010-11	86
Kevin Johnson, LU	2012-14	83
Mike McArthur, MCN	1975-78	79

Kickoff Return Yards

Name, School	Years	Yds.
Ed Eagan, NSU	2012-15	2,922
Jatavious Wilson, UCA	2013-16	2,905
Karrington Bush, TXST	2007-10	2,531
Jaylen Harris, SHSU	2016-18	2,522
Isaiah Jackson, UCA	2008-11	2,430
Xavier Roberson, SLU	2012-15	2,106
Chika Madu, NICH	2010-11	2,076
Jeff Steele, ULM	1986-89	2,058
Gralyn Crawford, SFA	2009-12	1,952
Kevin Johnson, LU	2012-14	1,820

Kickoff Return Average (minimum 50 attempts)

Name, School	Years	Avg.
Xavier Roberson, SLU	2012-15	32.40
Jatavious Wilson, UCA	2013-present	26.48
Jordan Wells, SLU	2010-12	26.30
Gamar Girdy Brito, HBU	2017-19	25.69
Gralyn Crawford, SFA	2009-12	25.35
B.J. Sams, MCN	2000-03	25.16
Jatavious Wilson, UCA	2013-16	24.21
Chika Madu, NICH	2010-11	24.14
Brandon Closner, SHSU	2009-10	24.08
Alize Ward, SFA	2016-pres.	24.00

Kick Returns for Touchdowns

Name, School	Years	TDs
Xavier Roberson, SLU	2012-15	5
Gralyn Crawford, SFA	2009-12	4
Jatavious Wilson, UCA	2013-16	4
Desmond Hite, UIW	2016-17	3
several, last Ce'Cori Tolds, UIW	2018-pres.	2

All-Purpose Yards

Name, School	Years	Yds.
Claude Mathis, TXST	1994-97	7,264
Timothy Flanders, SHSU	2010-13	6,393
Karrington Bush, TXST	2007-10	6,211
Jatavious Wilson, UCA	2013-16	5,659
Kade Harrington, LU	2013-16	5,320
Gralyn Crawford, SFA	2009-12	5,112
Larry Centers, SFA	1987-89	5,029
Toby Zeigler, NSU	2002-05	5,025
B.J. Sams, MCN	2000-03	4,903
BuFord Jordan, MCN	1980-83	4,888

Interceptions

Name, School	Years	No.
Dennis Meyer, ASU	1968-71	27
Billy Blakeman, MCN	1970-73	25
Cedric Walker, SFA	1990-93	25
Dick Ritchey, ASU	1964-67	19
Charles Jefferson, MCN	1975-78	19
Ron Irving, ULL	1976-78	19
Zack Bronson, MCN	1993-96	19
Terry Whiting, ASU	1968-71	16
Doyle Adams, LTU	1982-85	16
<i>Four athletes tied</i>		15

Interception Return Yards

Name, School	Years	Yds
Zack Bronson, MCN	1993-96	455
Ron Irving, ULL	1976-78	384
Terry Whiting, ASU	1968-71	374
Billy Blakeman, MCN	1970-73	330
Ferlando Jordan, SLU	2018-pres.	300
Tyrus McGlothen, LU	2012-13	239
Jestin Love, UCA	2010-11	236
Dennis Meyer, ASU	1968-71	233
Cedric Walker, SFA	1990-93	230
Daxton Swanson, SHSU	2010-12	228
Dick Ritchey, ASU	1964-67	226

Interception Return Average (minimum five returns, two seasons)

Name, School	Years	Avg.
Raphael Lewis, HBU	2017-18	38.80
Ferlando Jordan, SLU	2018-pres.	37.50
Lardarius Webb, NICH	2007-08	26.42
Clifford Ivory, TROY	1995-97	23.00
Terry Whiting, ASU	1968-71	23.28
Alize Ward, SFA	2016-pres.	22.17
Jestin Love, UCA	2010-11	21.45
Zack Bronson, MCN	1993-96	23.95
Duriel Adams, SLU	2005-06	22.00
Marcus Clark, TXST	2007-09	21.83

Interception Returns for Touchdowns

Name, School	Years	TDs
Robert Shaw, SHSU	2009-12	4
Raphael Lewis, HBU	2017-18	3
Jestin Love, UCA	2010-13	3
Tyrus McGlothen, LU	2012-13	3
Lardarius Webb, NICH	2007-08	3
Rod Gulley, MCN	2000-03	3
Ron Irving, ULL	1976-78	3
Ferlando Jordan, SLU	2018-pres.	3
<i>Several athletes tied</i>		2

Total Tackles


Name, School	Years	TDs
Andre Carron, NSU	1988-91	521
Doug Landry, LTU	1982-85	509
Jerry Muckensturm, ASU	1972-75	493
David Temple, SFA	1988-91	492
Charles Ayro, MCN	1995-98	486
Garrett Dolan, HBU	2014-17	467
Terry Irving, MCN	1990-93	461
Greg Pitts, TXST	1999-02	447
Brad Fulks, TXST	1985-88	441
Bill Bergey, ASU	1965-68	436

Sacks

Name, School	Years	Sacks
Walter Johnson, LTU	1983-86	38.0
Sully Laiche, NICH	2016-19	37.5
P.J. Hall, SHSU	2014-17	36.5
Andre Finley, SHSU	1986-89	36.0
Tim Knicky, SFA	2006-09	32.5
C.J. Carroll, TXST	1997-00	32.0
Bryan Smith, MCN	2005-07	31.0
Jonathan Woodard, UCA	2012-15	30.5
Chris Livings, MCN	2016-19	30.0
Greg Necaize, NSU	1989-90	28.5

Tackles for Loss

Name, School	Years	TFL
P.J. Hall, SHSU	2014-17	102.0
Sully Laiche, NICH	2016-19	62.0
Tim Knicky, SFA	2006-09	59.5
Bryan Smith, MCN	2004-07	58.5
Andre Finley, SHSU	1987-88	54.0
Jonathan Woodard, UCA	2011-15	53.0
Terry Irving, MCN	1990-93	48.0
Michael Adams, SFA	1999-2002	46.0
Sterling Rogers, TXST	1998-2001	46.0
Charles Ayro, MCN	1995-98	45.0



Andre Carron, Northwestern State

Rushing

Most Attempts

Game:	49	Blake Veasley, UCA vs. Lamar, 2015
Season:	315	Larry Centers, Stephen F. Austin, 1989
Career:	999	Timothy Flanders, Sam Houston State, 2010-13

Most Net Yards

Game:	347	Kade Harrington, LU vs. Abilene Christian, 2015
Season:	2,092	Kade Harrington, Lamar, 2015
Career:	5,664	Timothy Flanders, Sam Houston State, 2010-13

Most Touchdowns

Game:	7	Jessie Burton, MCN vs. Southern Utah, 1998
	7	Steve Burks, ASU vs. Abilene Christian, 1973
Season:	23	Gus Johnson, Stephen F. Austin, 2014
Career:	66	Timothy Flanders, Sam Houston State, 2010-13

Passing

Most Attempts

Game:	85	Jeremy Moses, SFA vs. Sam Houston State, 2008
Season:	598	Jeremy Moses, Stephen F. Austin, 2008
Career:	1,893	Jeremy Moses, Stephen F. Austin, 2007-10

Most Completions

Game:	57	Jeremy Moses, SFA vs. Sam Houston State, 2008
Season:	385	Jeremy Moses, Stephen F. Austin, 2009
Career:	1,184	Jeremy Moses, Stephen F. Austin, 2007-10

Most Yards Gained

Game:	662	Brady Attaway, SFA vs. Prairie View A&M, 2013
Season:	5,364	Todd Hammel, Stephen F. Austin, 1989
Career:	13,401	Jeremy Moses, Stephen F. Austin, 2007-10

Most Touchdowns

Game:	8	Todd Hammel, SFA vs. ULM, 1989
Season:	57	Jeremiah Briscoe, Sam Houston State, 2016
Career:	121	Jeremy Moses, Stephen F. Austin, 2007-10



Jeremy Moses, Stephen F. Austin; 2010 Walter Payton Award Winner

Most Interceptions Thrown

Game:	6	Scott Stoker, NSU vs. Sam Houston State, 1989
	6	Gene Bradley, ASU vs. Southern Miss, 1979
Season:	23	Tommy Tomlin, Lamar, 1969
	23	Todd Hammel, Stephen F. Austin, 1989
Career:	69	Jim Lindsey, Abilene Christian, 1967-70

Highest Completion Percentage

Game:	93.8	Beaux Hebert, NICH vs. Sam Houston State, 2013
Season:	68.0	Jeremy Moses, Stephen F. Austin, 2009
Career:	67.6	Nathan Brown, Central Arkansas, 2005-08

Receiving

Most Receptions

Game:	18	Reggie Begelton, LU vs. Stephen F. Austin, 2013
	18	Jerreth Sterns, HBU vs. UIW, 2019
Season:	118	Duane Brooks, Stephen F. Austin, 2009
Career:	294	Yedidiah Louis, Sam Houston State, 2014-17

Most Yards Gained

Game:	268	Nathan Stewart, SHSU vs. McNeese, 2016
Season:	1,648	Nathan Stewart, Sam Houston State, 2017
Career:	4,427	Nathan Stewart, Sam Houston State, 2016-19

Most Touchdowns

Game:	4	Matt Dominguez, SHSU vs. Nicholls, 1999
	4	Cameron Luke, TXST vs. Stephen F. Austin, 2007
	4	Mark Roberts, LU vs. Houston Baptist, 2014
	4	Yedidiah Louis, SHSU vs. Central Arkansas, 2016
	4	Davion Davis, SHSU vs. Northwestern State, 2017
	4	Davion Davis, SHSU vs. Northwestern State, 2018
Season:	18	Dominique Edison, Stephen F. Austin, 2008
Career:	40	Davion Davis, Sam Houston State, 2015-18

Total Offense

Most Plays

Game:	93	Jeremy Moses, SFA vs. Sam Houston State, 2008
Season:	696	Todd Hammel, Stephen F. Austin, 1989
Career:	2,034	Jeremy Moses, Stephen F. Austin, 2007-10

Most Yards Gained

Game:	655	Brady Attaway, SFA vs. Prairie View A&M, 2013
Season:	5,294	Todd Hammel, Stephen F. Austin, 1989
Career:	13,201	Jeremy Moses, Stephen F. Austin, 2007-10

Most All-Purpose Yards

Game:	365	Diontae Spencer, MCN vs. Stephen F. Austin, 2013
Season:	2,388	Larry Centers, Stephen F. Austin, 1989
Career:	7,264	Claude Mathis, Texas State, 1994-97

Scoring

Most Points

Game:	42	Jessie Burton, MCN vs. Southern Utah, 1998
	42	Steve Burks, ASU vs. Abilene Christian, 1973
Season:	144	Timothy Flanders, Sam Houston State, 2011
Career:	410	Timothy Flanders, Sam Houston State, 2010-13

Most Touchdowns

Game:	7	Jessie Burton, MCN vs. Southern Utah, 1998
	7	Steve Burks, ASU vs. Abilene Christian, 1973
Season:	24	Timothy Flanders, Sam Houston State, 2011
Career:	70	Timothy Flanders, Sam Houston State, 2010-13



Kicking

Most Extra Points

Game:	12	Tommy Hebert, NSU vs. Southeastern La., 2003
	12	Evan Engwall, SFA vs. Texas College, 2009
Season:	82	Luc Swimerbergh, Sam Houston State, 2016
Career:	261	Luc Swimerbergh, Sam Houston State, 2013-16

Most Field Goals Made

Game:	6	Jeff Turner, SLU at Texas State, 2007
Season:	35	Shonz LaFrenz, McNeese, 1997
Career:	66	Jose Larios, McNeese, 1992-95
	66	Shonz LaFrenz, McNeese, 1996-99

Consecutive Kicks Made

FGs:	15	Seth Sebastian, Southeastern Louisiana, 2013
PATs:	116	Storm Ruiz, Stephen F. Austin, 2016-19

Highest Field-Goal Percentage

Season:	90.9	Andrew Ireland, Texas State, 2006
Career:	78.1	Storm Ruiz, Stephen F. Austin 2016-19

Defensive Pass Interceptions

Most Interceptions

Game:	4	by three individuals
Season:	11	Dennis Meyer, Arkansas State, 1970
Career:	27	Dennis Meyer, Arkansas State, 1968-71

Most Yards Gained

Game:	148	Brent Spikes, MCN vs. UIW, 2014
Season:	255	Ferland Jordan, Southeastern La., 2019
Career:	455	Zack Bronson, McNeese, 1993-96

Tackles

Most Tackles

Game:	33	Bill Bergey, ASU vs. Eastern Michigan, 1968
Season:	196	Bill Bergey, Arkansas State, 1968
Career:	521	Andre Carron, Northwestern State, 1988-91

Most Tackles for Loss

Game:	7.5	Sterling Rogers, TXST vs. Illinois State, 2001
	7.5	C.J. Carroll, TXST vs. Stephen F. Austin, 2000
Season:	31.0	Andre Finley, Sam Houston State, 1988
	31.0	Ardis McCann, Louisiana Tech, 1978
Career:	102.0	P.J. Hall, Sam Houston State, 2014-17

Most Sacks

Game:	5	Willie Jefferson, SFA vs. Northwestern State, 2011
	5	Bryan Smith, MCN vs. West Virginia Tech, 2006
	5	Chris Livings, MCN vs. Abilene Christian, 2018
Season:	18.0	Roderick Stansell, Stephen F. Austin, 1989
Career:	38.0	Walter Johnson, Louisiana Tech, 1983-86

Punting

Most Punts

Game:	15	Ricky Gohlke, LU vs. Arkansas State, 1975
Season:	91	Pat Neck, McNeese, 1991
Career:	301	Barry Bowman, Louisiana Tech, 1983-86

Most Yards

Game:	601	Bruce Gartman, ASU vs. Southern Miss., 1980
Season:	3,727	Pat Neck, McNeese, 1991
Career:	11,441	Barry Bowman, Louisiana Tech, 1983-86

Highest Average

Game:	65.0	Brad Dunavant, SHSU vs. Texas Southern, 2013
Season:	46.7	Joe Zema, UIW, 2017
Career:	47.3	Matt McRobert, SHSU, 2017-pres.

Punt Returns

Most Returns

Game:	10	B.J. Sams, MCN vs. Montana, 2002
Season:	51	Steve Hanschen, Arkansas State, 1978
Career:	109	Toby Zeigler, Northwestern State, 2002-05

Most Yards Gained

Game:	206	Brendan Langley, LU vs. UIW, 2016
Season:	528	Donnie Ashley, McNeese, 1997
Career:	1,361	Toby Zeigler, Northwestern State, 2002-05

Highest Return Average

Game:	56.5	Tristan Jackson, UCA vs. Stephen F. Austin, 2007
Season:	24.4	Derrick Harris, Sam Houston State, 2006
Career:	16.9	Terrance McGee, Northwestern State, 1999-2002

Most Touchdowns

Game:	2	Tony Jones, SHSU vs. Ouachita Baptist, 2004
Season:	3	Terrence McGee, Northwestern State, 2000
	3	Donnie Ashley, McNeese, 1997
	3	Troy Jones, McNeese, 1989
	3	Richard Ellender, McNeese, 1978
Career:	4	Richard Ellender, McNeese, 1975-78

Kickoff Returns

Most Returns

Game:	10	Keenan Canty, NICH vs. Lamar, 2014
Season:	55	Keenan Canty, Nicholls, 2015
Career:	125	Ed Eagan, Northwestern State, 2012-15

Most Yards Gained

Game:	304	Chika Madu, NICH vs. Stephen F. Austin, 2011
Season:	1,383	Jordan Wells, Southeastern La., 2011
Career:	2,922	Ed Eagan, Northwestern State, 2012-15

Highest Return Average

Game:	61.0	D'Andre Hicks, MCN vs. Northwestern State, 2019
Season:	35.2	Xavier Roberson, Southeastern Louisiana, 2013
Career:	32.4	Xavier Roberson, Southeastern Louisiana, 2012-15

Most Touchdowns

Game:	2	Chika Madu, NICH vs. Stephen F. Austin, 2011
	2	Diontae Spencer, MCN vs. Stephen F. Austin, 2013
Season:	3	Gralyn Crawford, Stephen F. Austin, 2010
	3	Xavier Roberson, Southeastern Louisiana, 2013
Career:	5	Xavier Roberson, Southeastern Louisiana, 2012-15

Miscellaneous

Most Fumble Recoveries

Game:	3	by several players
Season:	7	Jim Pinegar, UL Lafayette, 1974
Career:		Not established

Most Blocked Punts

Game:	3	Stacy Price, ASU vs. UT Arlington, 1981
	3	Clevon Johnson, ASU vs. Tenn-Martin, 1980
	3	Ben Duhon, MCN vs. Arkansas-Monticello, 1998
Season:	8	Jimmy Lisko, Arkansas State, 1975
Career:	8	Jimmy Lisko, Arkansas State, 1975

Most Blocked Kicks (Punts, FGs, PATs)

Game:	3	Adrian Hardy, NSU vs. Arkansas State, 1992
Season:	8	Jimmy Lisko, Arkansas State, 1975
Career:	17	Leonard Smith, McNeese, 1980-82



Rushing Offense

Most Attempts

Game: 81 Several times
 Season: 746 Arkansas State, 1975

Most Net Yards

Game: 621 ASU vs. Tennessee-Martin, 1984
 Season: 4,025 Sam Houston State, 2012

Most Touchdowns

Game: 11 MCN vs. West Virginia Tech, 2006
 Season: 46 Sam Houston State, 2011 and 2012

Passing Offense

Most Attempts

Game: 85 SFA vs. Sam Houston State, 2008
 Season: 679 Stephen F. Austin, 2012

Most Completions

Game: 57 SFA vs. Sam Houston State, 2008
 Season: 410 Stephen F. Austin, 2009

Most Yards Gained

Game: 662 SFA vs. Prairie View A&M, 2013
 Season: 5,435 Stephen F. Austin, 1989

Most Touchdowns

Game: 8 SFA vs. ULM, 1989
 8 UCA vs. Texas State, 2007
 Season: 48 Stephen F. Austin, 1989

Most Interceptions Thrown

Game: 9 LTU vs. UT Arlington, 1972
 Season: 32 Trinity, 1969

Fewest Interceptions Thrown

Season: 3 Nicholls, 2003 and 2005

Highest Completion Percentage

Season: 68.3 Stephen F. Austin, 2009

Total Offense

Most Plays

Game: 118 SFA vs. McMurry, 2013
 118 SHSU vs. Southern Utah, 2015
 Season: 1,275 Sam Houston State, 2015

Most Yards Gained

Game: 827 SFA vs. Prairie View A&M, 2013
 Season: 7,975 Sam Houston State, 2015

Scoring Offense

Most Points

Game: 92 SFA vs. Texas College, 2009
 Season: 616 Sam Houston State, 2015

Most Touchdowns

Game: 13 SFA vs. Texas College, 2009
 Season: 89 Sam Houston State, 2016

Most Extra Points

Game: 12 NSU vs. Southeastern Louisiana, 2003
 12 SFA vs. Texas College, 2009
 Season: 87 Sam Houston State, 2016

Most Field Goals

Game: 6 SLU vs. Texas State, 2007
 Season: 24 Louisiana Tech, 1985

Punting

Most Punts

Game: 15 LU vs. Arkansas State, 1975
 Season: 100 Sam Houston State, 2014

Most Yards

Game: 601 ASU vs. Southern Miss., 1980
 Season: 4,415 Sam Houston State, 2014

Highest Average

Season: 46.6 Stephen F. Austin, 1998

Punt Returns

Most Returns

Game: 13 SFA vs. Prairie View A&M, 1988
 Season: 57 Trinity, 1967

Most Yards Gained

Game: 196 SFA vs. Prairie View, 1988
 Season: 632 Northwestern State, 2002

Most Touchdowns

Season: 4 Sam Houston State, 2000

Kickoff Returns

Most Returns

Game: 12 HBU at Lamar, 2014
 Season: 81 Houston Baptist, 2014

Most Yards Gained

Game: 361 NICH vs. Stephen F. Austin, 2011
 Season: 1,549 Southeastern La., 2011

Most Touchdowns

Season: 3 Stephen F. Austin, 2010
 3 McNeese, 2013
 3 Southeastern Louisiana, 2013

Miscellaneous

Most First Downs

Game: 43 LU at Central Arkansas, 2014
 Season: 414 Sam Houston State, 2015

Most Fumbles

Game: 13 ASU vs. Tennessee-Chattanooga, 1981
 Season: 65 UT Arlington, 1978

Most Fumbles Lost

Game: 6 SFA vs. Central Arkansas, 2012
 6 NICH vs. Texas State, 2000
 6 UNT vs. McNeese, 1984
 6 ASU vs. UT Arlington, 1981
 6 ASU vs. UT Arlington, 1979
 Season: 35 Nicholls, 2011

Fewest Fumbles Lost

Season: 5 Stephen F. Austin, 1999
 5 Northwestern State, 2013
 5 Lamar, 2015

Most Touchdowns on Blocked Punts

Game: 2 SHSU vs. Northwestern State, 1992

Most Penalties

Game: 23 SFA vs. Texas State, 1989
 Season: 130 Northwestern State, 2004

Fewest Penalties

Season: 37 UT Arlington, 1966



Most Yards Penalized

Game: 223 SFA vs. Texas State, 1989
 Season: 1,219 McNeese, 2002

Fewest Yards Penalized

Season: 325 Abilene Christian, 1964

Win Streaks

Overall: 23 Louisiana Tech, 1973-75
 16 Sam Houston State, 2010-11
 Southland: 19 Louisiana Tech, 1972-75
 16 McNeese, 2001-04

Losing Streaks

Overall: 23 Nicholls, 2013-15
 Southland: 16 Lamar, 1984-86

Rushing Defense

Fewest Attempts Allowed

Game: 6 SHSU vs. Stephen F. Austin, 2012
 Season: 313 Northwestern State, 2006

Fewest Net Yards Allowed

Game: -54 NICH vs. Bethel College, 2003
 Season: 612 Trinity, 1967

Fewest Touchdowns Allowed

Season: 4 McNeese, 1985, 2015

Passing Defense

Fewest Attempts Allowed

Game: 3 NICH vs. McNeese, 2005
 3 NICH vs. Stephen F. Austin, 2005
 3 SHSU vs. Nicholls, 2002
 3 NSU vs. Nicholls, 2000
 3 ASU vs. Memphis State, 1982
 3 LTU vs. West Texas State, 1981
 3 LTU vs. Arkansas State, 1975
 Season: 122 Arkansas State, 1964

Fewest Completions Allowed

Game: 0 LTU vs. West Texas State, 1981
 Season: 53 Arkansas State, 1965

Fewest Yards Allowed

Game: -7 LU vs. Trinity, 1967
 Season: 581 Arkansas State, 1964

Fewest Touchdowns Allowed

Season: 2 Several times

Lowest Completion Percentage Allowed

Season: 31.5 Abilene Christian, 1971

Total Defense

Fewest Plays Allowed

Game: 39 ULM vs. Arkansas State, 1983
 Season: 461 Arkansas State, 1964

Fewest Yards Allowed

Game: -21 MCN vs. West Virginia Tech, 2006
 Season: 1,754 Trinity, 1966

Scoring Defense

Fewest Points Allowed

Season: 59 Louisiana Tech, 1973

Fewest Touchdowns Allowed

Season: 8 Louisiana Tech, 1973

Fewest Extra Points Allowed

Season: 8 Louisiana Tech, 1973

Fewest Field Goals Allowed

Season: 1 Louisiana Tech, 1973

Consecutive Shutouts

Quarters: 13 McNeese, 1985
 Games: 3 McNeese, 1985

Defensive Pass Interceptions

Most Interceptions

Game: 9 UTA vs. Louisiana Tech, 1972
 Season: 32 Arkansas State, 1969
 32 UT Arlington, 1969

Most Yards Gained

Game: 238 NICH vs. Northwestern State, 2007
 Season: 458 Nicholls, 2007

Miscellaneous

Fewest First Downs Allowed

Game: 1 NSU vs. Oklahoma Panhandle State, 2003
 Season: 93 Trinity, 1966

Most Fumbles Caused

Game: 13 LU vs. Texas Southern, 1980
 Season: 49 Northwestern State, 1991

Most Fumbles Recovered

Game: 8 LU vs. Texas Southern, 1980
 8 LU vs. McNeese, 1968
 Season: 30 UL Lafayette, 1977
 30 Lamar, 1968

Most Turnovers Recovered

Game: Not established
 Season: 43 Northwestern State, 1991 (23 fumbles, 20 INTs)

Most Blocked Kicks

Season: 11 Arkansas State, 1975

Most Defensive Touchdowns

Game: 4 NSU vs. Southeastern La., 2003
 4 NICH vs. Northwestern State, 2007
 4 MCN vs. UIW, 2017
 Season: 12 Northwestern State, 2003



SOUTHLAND IN FINAL POLLS

HISTORY & RECORDS

The Sports Network Poll was conducted by NCAA Division FCS Subdivision committee from 1982-92 (top 20 only). Currently, The STATS Panel, which replaced to the Sports Network Poll in 2015, consists of FCS athletics directors, SIDs and coaches, in addition to STATS staff. Polls listed are final regular-season from 1982-1993. Post-playoff polls listed from 1994-present. The FCS Coaches Poll began in 2007.

- | | | | |
|---|--|--|--|
| <p>1982
Sports Network</p> <ol style="list-style-type: none"> Eastern Kentucky Louisiana Tech Delaware Tennessee Tech Eastern Illinois Furman South Carolina State Jackson State Colgate Grambling Idaho Northern Illinois Holy Cross Bowling Green Boise State Western Michigan Tenn. Chattanooga Northwestern State Montana Lafayette <p>1983
Sports Network</p> <ol style="list-style-type: none"> Southern Illinois Furman Holy Cross North Texas Indiana State Eastern Illinois Colgate Eastern Kentucky Western Carolina Grambling Nevada-Reno Idaho State Boston University ULM Jackson State Middle Tennessee Tennessee State South Carolina State Mississippi Valley St. New Hampshire <p>1984
Sports Network</p> <ol style="list-style-type: none"> Alcorn State Montana State Rhode Island Boston University Indiana State Middle Tennessee Mississippi Valley State Eastern Kentucky Louisiana Tech Arkansas State New Hampshire Richmond Murray State Western Carolina Holy Cross Furman Tenn.-Chattanooga Northern Iowa Delaware McNeese <p>1985
Sports Network</p> <ol style="list-style-type: none"> Middle Tennessee Furman Nevada Northern Iowa Idaho Arkansas State Rhode Island Grambling Georgia Southern Akron Eastern Washington Appalachian State Delaware State Louisiana Tech Jackson State William & Mary Murray State Richmond Eastern Kentucky Alcorn State <p>1986
Sports Network</p> <ol style="list-style-type: none"> Nevada Arkansas State Eastern Illinois Georgia Southern Holy Cross Appalachian State Pennsylvania William & Mary Jackson State Eastern Kentucky Sam Houston State Nicholls State Delaware Tennessee State Furman Idaho Southern Illinois Murray State Connecticut North Carolina A&T <p>1987
Sports Network</p> <ol style="list-style-type: none"> Holy Cross Appalachian State ULM Northern Iowa Idaho Georgia Southern Eastern Kentucky James Madison Jackson State Weber State Western Kentucky Arkansas State Maine Marshall Youngstown State North Texas Richmond Howard Sam Houston State Delaware State <p>1988
Sports Network</p> <ol style="list-style-type: none"> Idaho Georgia Southern Western Illinois Furman Jackson State Marshall Eastern Kentucky Northwestern State Stephen F. Austin Massachusetts North Texas Boise State Western Kentucky The Citadel Delaware Montana Middle Tennessee Florida A&M Holy Cross Grambling <p>1989
Sports Network</p> <ol style="list-style-type: none"> Georgia Southern Furman Stephen F. Austin Holy Cross Idaho Montana Appalachian State Maine Missouri State Middle Tennessee William & Mary Eastern Kentucky Grambling Youngstown State Eastern Illinois Villanova Jackson State Connecticut Nevada Northern Iowa | <p>1990
Sports Network</p> <ol style="list-style-type: none"> Middle Tennessee Youngstown State Georgia Southern Nevada Eastern Kentucky Missouri State William & Mary Holy Cross Massachusetts Boise State Northern Iowa Furman Idaho ULM The Citadel Jackson State Dartmouth Central Florida New Hampshire North Carolina A&T <p>1991
Sports Network</p> <ol style="list-style-type: none"> Nevada Eastern Kentucky Holy Cross Northern Iowa Alabama State Delaware Villanova Marshall Middle Tennessee Samford New Hampshire Sam Houston State Youngstown State Western Illinois Weber State James Madison Appalachian State ULM McNeese The Citadel Furman <p>1992
Sports Network</p> <ol style="list-style-type: none"> ULM The Citadel Northern Iowa Middle Tennessee Idaho Marshall Youngstown State Delaware Samford Villanova McNeese Eastern Kentucky William & Mary Eastern Washington Florida A&M Appalachian State North Carolina A&T Alcorn State Liberty Western Illinois <p>1993
Sports Network</p> <ol style="list-style-type: none"> Troy State Georgia Southern Montana ULM McNeese Boston University Youngstown State Howard Marshall William & Mary Idaho Central Florida Northern Iowa Stephen F. Austin Southern Pennsylvania Eastern Kentucky Delaware Western Kentucky Eastern Washington | <ol style="list-style-type: none"> North Carolina A&T Tennessee Tech Alcorn State Towson State Massachusetts <p>1994
Sports Network</p> <ol style="list-style-type: none"> Youngstown State Boise State Marshall Montana Eastern Kentucky McNeese James Madison Idaho Appalachian State Boston University Northern Iowa Troy New Hampshire Pennsylvania North Texas Middle Tennessee Grambling Alcorn State William & Mary Central Florida Stephen F. Austin Hofstra South Carolina State Western Illinois Northern Arizona <p>1995
Sports Network</p> <ol style="list-style-type: none"> Montana Marshall McNeese Stephen F. Austin Appalachian State Delaware Troy Southern Murray State Hofstra Georgia Southern Eastern Kentucky Northern Iowa Eastern Illinois James Madison Jackson State Florida A&M Idaho William & Mary Richmond Boise State Northern Arizona Connecticut Indiana State Middle Tennessee <p>1996
Sports Network</p> <ol style="list-style-type: none"> Marshall Montana Northern Iowa Troy William & Mary Murray State East Tennessee State Northern Arizona Furman Delaware Jackson State Villanova Western Illinois Florida A&M Nicholls Eastern Illinois New Hampshire Youngstown State Dartmouth Howard Stephen F. Austin Appalachian State Missouri State Dayton James Madison | <p>1997
Sports Network</p> <ol style="list-style-type: none"> Youngstown State McNeese Delaware Eastern Washington Villanova Western Illinois Western Kentucky Georgia Southern Hampton Florida A&M Southern Montana Jackson State Hofstra Eastern Kentucky Cal Poly Northwestern State Stephen F. Austin South Carolina State Liberty Eastern Illinois Appalachian State Dayton Northeastern Colgate <p>1998
Sports Network</p> <ol style="list-style-type: none"> Massachusetts Georgia Southern Northwestern State Western Illinois Florida A&M Appalachian State Lehigh McNeese Connecticut Richmond Hampton Tennessee State Troy Southern Montana Illinois State William & Mary Bethune-Cookman Western Kentucky Hofstra Colgate South Florida Delaware Murray State Montana State <p>1999
Sports Network</p> <ol style="list-style-type: none"> Georgia Southern Youngstown State Illinois State Florida A&M Hofstra Troy Massachusetts Montana Appalachian State North Carolina A&T Tennessee State Furman James Madison Lehigh Northern Iowa Northern Arizona Southern Colgate Jackson State Portland State Elon Stephen F. Austin South Florida Villanova Brown |
|---|--|--|--|



2000

Sports Network

1. Georgia Southern
2. Montana
3. Delaware
4. Appalachian State
5. Western Kentucky
6. Richmond
7. Hofstra
8. Lehigh
9. **Troy**
10. Furman
11. Youngstown State
12. Western Illinois
13. Grambling
14. Florida A&M
15. Portland State
16. **McNeese**
17. Eastern Illinois
18. Weber State
19. Northern Iowa
20. Bethune-Cookman
21. North Carolina A&T
22. Tennessee Tech
23. Wofford
24. Illinois State
25. **Texas State**

2001

Sports Network

1. Montana
2. Furman
3. Georgia Southern
4. Northern Iowa
5. Lehigh
6. Appalachian State
7. **Sam Houston State**
8. Grambling
9. Eastern Illinois
10. Maine
11. Hofstra
12. Western Kentucky
13. **McNeese**
14. **Northwestern State**
15. Youngstown State
16. Northern Arizona
17. William & Mary
18. Eastern Kentucky
19. Harvard
20. Villanova
21. Rhode Island
22. Florida A&M
23. Tennessee Tech
24. Pennsylvania
25. Tennessee State

2002

Sports Network

1. Western Kentucky
2. **McNeese**
3. Georgia Southern
4. Villanova
5. Western Illinois
6. Maine
7. Montana
8. Grambling
9. Furman
10. Appalachian State
11. Northeastern
12. Fordham
13. Eastern Illinois
14. Wofford
15. Bethune-Cookman
16. **Northwestern State**
17. Pennsylvania
18. Idaho State
19. Montana State
20. Murray State
21. Eastern Kentucky
22. Gardner-Webb
23. **Nicholls**
24. Southeast Missouri
25. Colgate

2003

Sports Network

1. Delaware
2. Colgate
3. Wofford
4. Florida Atlantic
5. Northern Iowa
6. Western Illinois
7. Western Kentucky
8. **McNeese**
9. Southern Illinois
10. Northern Arizona
11. Massachusetts
12. Penn

13. Southern
14. Montana
15. Bethune-Cookman
16. North Carolina A&T
17. Grambling
18. Jacksonville State
19. Northern Colorado
20. Northeastern
21. Montana State
22. Idaho State
23. Lehigh
24. Georgia Southern
25. Villanova

2004

Sports Network

1. James Madison
2. Montana
3. William & Mary
4. **Sam Houston State**
5. Furman
6. New Hampshire
7. Delaware
8. Eastern Washington
9. Southern Illinois
10. Georgia Southern
11. Western Kentucky
12. Hampton
13. Harvard
14. Jacksonville State
15. Lehigh
16. Cal Poly
17. **Northwestern State**
18. Wofford
19. Lafayette
20. Alabama State
21. Penn
22. South Carolina State
23. North Dakota State
24. Coastal Carolina
25. Northern Iowa

2005

Sports Network

1. Appalachian State
2. Northern Iowa
3. Furman
4. **Texas State**
5. New Hampshire
6. Cal Poly
7. Southern Illinois
8. Richmond
9. Georgia Southern
10. Hampton
11. Grambling State
12. Montana
13. Eastern Washington
14. Youngstown State
15. Brown
16. Eastern Illinois
17. **Nicholls**
18. Montana State
19. Massachusetts
20. South Carolina State
21. Lafayette
22. Illinois State
23. Colgate
24. Coastal Carolina
25. James Madison

2006

Sports Network

1. Appalachian State
2. Massachusetts
3. Montana
4. Youngstown State
5. North Dakota State
6. New Hampshire
7. Southern Illinois
8. Illinois State
9. James Madison
10. Montana State
11. Hampton
12. Furman
13. Tennessee-Martin
14. Coastal Carolina
15. Eastern Illinois
16. Cal Poly
17. Northern Iowa
18. Princeton
19. Portland State
20. San Diego
21. **McNeese**
22. South Dakota State
23. Wofford
24. Central Arkansas
25. Yale

2007

Sports Network

1. Appalachian State
2. Delaware
3. Southern Illinois
4. Northern Iowa
5. Richmond
6. Wofford
7. Massachusetts
8. Eastern Washington
9. North Dakota State
10. Montana
11. **McNeese**
12. James Madison
13. Eastern Kentucky
14. New Hampshire
15. Delaware State
16. Youngstown State
17. Georgia Southern
18. Eastern Illinois
19. South Dakota State
20. Fordham
21. Harvard
22. Yale
23. Elon
24. Cal Poly
25. Grambling State

FCS Coaches

1. Appalachian State
2. Delaware
3. Southern Illinois
4. Richmond
5. Northern Iowa
6. Massachusetts
7. James Madison
8. Eastern Washington
9. North Dakota State
10. Wofford
11. **McNeese**
12. Montana
13. Eastern Kentucky
14. New Hampshire
15. Eastern Illinois
16. Delaware State
17. Youngstown State
18. Georgia Southern
19. Fordham
20. Harvard
21. Yale
22. South Dakota State
23. Elon
24. Grambling
25. Dayton

2008

Sports Network

1. Richmond
2. Montana
3. James Madison
4. Northern Iowa
5. Appalachian State
6. Villanova
7. Weber State
8. New Hampshire
9. Wofford
10. Cal Poly
11. Southern Illinois
12. **Central Arkansas**
13. South Carolina State
14. Liberty
15. Harvard
16. Colgate
17. Elon
18. Maine
19. Eastern Kentucky
20. William & Mary
21. **McNeese**
22. **Texas State**
23. Jacksonville State
24. Grambling State
25. Prairie View A&M

FCS Coaches

1. Richmond
2. Montana
3. James Madison
4. Northern Iowa
5. Appalachian State
6. Villanova
7. New Hampshire
8. Cal Poly
9. Weber State
10. Southern Illinois
11. Wofford
12. **Central Arkansas**
13. South Carolina State
14. Harvard

15. Liberty
16. Maine
17. Colgate
18. Eastern Kentucky
19. Elon
20. William and Mary
21. **McNeese**
22. Jacksonville State
23. **Texas State**
24. Grambling State
25. Prairie View A&M

2009

Sports Network

1. Villanova
2. Montana
3. Appalachian State
4. William & Mary
5. Richmond
6. Southern Illinois
7. New Hampshire
8. South Carolina State
9. Elon
10. **Stephen F. Austin**
11. South Dakota State
12. **McNeese**
13. Eastern Washington
14. Holy Cross
15. Prairie View A&M
16. Jacksonville State
17. Weber State
18. Northern Iowa
19. Eastern Illinois
20. Pennsylvania
21. Colgate
22. Liberty
23. Florida A&M
24. Lafayette
25. **Texas State**

FCS Coaches

1. Villanova
2. Montana
3. Appalachian State
4. William & Mary
5. Richmond
6. Southern Illinois
7. New Hampshire
8. South Carolina State
9. **Stephen F. Austin**
10. Elon
11. South Dakota State
12. **McNeese**
13. Eastern Washington
14. Holy Cross
15. Eastern Illinois
16. Jacksonville State
17. Weber State
18. Northern Iowa
19. Prairie View A&M
20. Colgate
21. Liberty
22. Florida A&M
23. Pennsylvania
24. **Texas State**
25. Lafayette

2010

Sports Network

1. Eastern Washington
2. Delaware
3. Villanova
4. Appalachian State
5. Georgia Southern
6. Wofford
7. New Hampshire
8. **Stephen F. Austin**
9. North Dakota State
10. William & Mary
11. Montana State
12. Jacksonville State
13. Southeast Missouri State
14. Lehigh
15. Bethune-Cookman
16. South Carolina State
17. Western Illinois
18. Pennsylvania
19. Northern Iowa
20. Montana
21. Liberty
22. Jacksonville
23. Grambling State
24. Cal Poly
25. Dayton

FCS Coaches

1. Eastern Washington
2. Delaware
3. Villanova
4. Appalachian State
5. Wofford
6. Georgia Southern
7. New Hampshire
8. William & Mary
9. North Dakota State
10. **Stephen F. Austin**
11. Montana State
12. Jacksonville State
13. Southeast Missouri State
14. Lehigh
15. Bethune-Cookman
16. Pennsylvania
17. South Carolina State
18. Northern Iowa
19. Liberty
20. Western Illinois
21. Montana
22. Jacksonville
23. Cal Poly
24. Grambling State
25. Dayton

2011

Sports Network

1. North Dakota State
2. **Sam Houston State**
3. Montana
4. Georgia Southern
5. Lehigh
6. Northern Iowa
7. Montana State
8. Maine
9. Towson
10. Old Dominion
11. New Hampshire
12. Appalachian State
13. Wofford
14. **Central Arkansas**
15. James Madison
16. Harvard
17. Delaware
18. Stony Brook
19. Norfolk State
20. Illinois State
21. Tennessee Tech
22. Jackson State
23. North Dakota
24. Eastern Kentucky
25. Liberty

FCS Coaches

1. North Dakota State
2. **Sam Houston State**
3. Georgia Southern
4. Montana
5. Northern Iowa
6. Lehigh
7. Montana State
8. Maine
9. Towson
10. Old Dominion
11. Appalachian State
12. New Hampshire
13. Wofford
14. James Madison
15. **Central Arkansas**
16. Harvard
17. Stony Brook
18. Norfolk State
19. Tennessee Tech
20. Delaware
21. Eastern Kentucky
22. Illinois State
23. Albany
24. Jackson State
25. Liberty



George Odum, Central Arkansas (Colts)

One of the premiere leagues in the NCAA Division I Football Championship Subdivision, the Southland Conference continues to emerge as a breeding ground for the future stars of the National Football League. From groundbreaking players such as Pro Football Hall of Famer Fred Dean to the league's newest crop of first-year hopefuls, the conference boasts a rich tradition of sending impact players to the NFL.

For each of the Southland's NFL-bound alumni, professional success starts in the classrooms and on the gridiron of the league's 11 active competing universities.

A trio of Southland student-athletes heard their names called in the 2018 NFL Draft, beginning with Sam Houston State's P.J. Hall, taken by Oakland with the 57th overall pick. Hall became the highest draft pick since 1996, when McNeese's Kavika Pittman was drafted 37th overall.

Stephen F. Austin's John Franklin-Myers was selected in the fifth round by the Los Angeles Rams, and Central Arkansas' Tremon Smith came off the board in the sixth round to the Kansas City Chiefs.

Lamar's Brenden Langley was a third-round pick by the Denver Broncos in the 2017 NFL Draft (101st overall).

In 2016, three Southland players were selected in the NFL Draft. Southeastern Louisiana's Harlan Miller was selected in the sixth round by the Arizona Cardinals followed by Central Arkansas' Jonathan Woodard and Sam Houston State's Lachlan Edwards, both of whom were taken in the seventh round.

In the 2013 NFL Draft, another Southland player joined the league as Southeastern Louisiana defensive back Robert Alford was picked in the second round (60th overall) by the Atlanta Falcons. Alford became the first Lion player ever to be drafted in the NFL.

The Southland Conference led all FCS conferences with four selections in the 2009 draft and sent 11 players into preseason camps that summer. Only in 2002, when five players were among the more than 250 selections, were more Southland alumni drafted in the same season since 2000. The Southland is one of five FCS conferences with at least 200 selections (212) in the NFL draft.

Former Sam Houston State quarterback Josh McCown is the conference's most experienced alumnus in the NFL with 18 years of service. Northwestern State's Terrance McGee completed 14 seasons in the NFL, with various teams. Former Nicholls cornerback Lardarius Webb clocked nine years in the NFL, all with the Baltimore Ravens.

Former Northwestern State cornerback Terrance McGee, an All-American kick returner during his tenure with the Demons, is one of 10 players from the Southland Conference to have taken part in the Pro Bowl. He was selected to the AFC squad as the league's special teams' representative in 2005. Only Stephen F. Austin alumnus Jeremiah Trotter has played in the Pro Bowl more recently than McGee.

The Lumberjacks' former pass-rushing star retired in 2007 having taken part in four Pro Bowls as a representative of the Philadelphia Eagles, the last of which came in 2006. Former Arkansas State star Bill Bergey, who played in a five Pro Bowls, including one with the Cincinnati Bengals, also represented the Eagles in four Pro Bowls.

The conference's other four-time Pro Bowler is Fred Dean, arguably the most successful professional football player in the history of the Southland Conference. Dean, a four-time Pro Bowler, was a two-time Southland Defensive Player of the Year and a first-team all-Southland selection all four years of his career at Louisiana Tech. He is one of only five Southland players to earn that distinction. In all, Dean played for 11 seasons in the NFL, recording 93 sacks in 141 games for the San Diego Chargers and San Francisco 49ers. He twice hoisted the Vince Lombardi Trophy as a Super Bowl Champion alongside Joe Montana and in 2009 became the first Southland football player to be inducted into the Pro Football Hall of Fame in Canton, Ohio.

Like Dean, former Texas State standout Ricky Sanders won a pair of Super Bowl rings with the Washington Redskins during his seven-year career. The owner of multiple Super Bowl records, including most receiving yards (193), most total yards (235), most touchdowns in one quarter (2), most receiving yards in one quarter (168), and the longest touchdown reception (80, tie), Sanders joins Dean and 30 other former Southland players as members of at least one Super Bowl championship roster.

The Southland has seen a pair of former Nicholls players win Super Bowl rings as former Colonel Antonio Robinson was a member of the Green Bay Packers' Super Bowl XLV champions while Webb was a member of the Super Bowl XLVII champion Baltimore Ravens. A total of 52 former players from the Southland have 69 Super Bowl appearances.

Former Northwestern State cornerback Jeremy Lane reached two Super Bowls with the Seattle Seahawks and winning one in 2013. Southeastern Louisiana's Robert Alford reached Super Bowl LI with the Atlanta Falcons, where he returned a Tom Brady interception for an 82-yard touchdown in the 34-28 overtime loss. His is the second-longest interception return in Super Bowl history.

Most recently, Stephen F. Austin's John Franklin-Myers appeared in Super Bowl LIII with the L.A. Rams, recording a strip sack of Patriots quarterback Tom Brady.

More former NFL stars from the Southland include Stan Humphries, Fred Barnett, Roger Carr, Marvin Upshaw, Mike Barber, Bruce Collie, Tim McKyer, Pat Tilley, Jackie Harris, Eugene Seale, Bubby Brister, Leonard Smith, Billy Ryckman, Rafael Septien, Buford Jordan and Ray Brown, among many others.


CURRENT NFL PLAYERS

Player, Position	Team	Years Pro
Central Arkansas		
George Odum, S	Colts	2
Tremon Smith, CB	Eagles	2
Hunter Watts, OL	Broncos	R
Jonathan Woodard, DE	Bills	4
UIW		
Cole Wick, TE	Saints	4
Lamar		
Reggie Begelton, WR	Packers	R
McNeese		
Diontae Spencer, WR	Broncos	2
Nicholls		
Damion Jeanpiere, WR	Panthers	1
Northwestern State		
Jonathan Hubbard, OL	Dolphins	R
Bryant Mitchell, WR	Buccaneers	1
Sam Houston State		
Davion Davis, WR	Vikings	1
P.J. Hall, DL	Raiders	2
Derick Roberson, LB	Titans	1
Southeastern Louisiana		
Robert Alford, CB	Cardinals	7
Sione Teuhama, LB	Panthers	1
Stephen F. Austin		
John Franklin-Myers, DE	Jets	2
Texas State¹		
Ty Nsekhe, OL	Bills	7

¹ *Texas State was a member of the Southland Conference from 1987-2010.*



Fred Dean, Louisiana Tech (Chargers)




Jeremiah Trotter, Stephen F. Austin (Eagles)

FIRST-ROUND DRAFT PICKS

Year	Pick	Name/School	Team	Pos.
1983	17	Leonard Smith, McNeese	St. Louis Cardinals	DB
1988	17	John Stephens, Northwestern State	New England Patriots	RB
1968	21	Marvin Upshaw, Trinity	Cleveland Browns	DE
1974	24	Roger Carr, Louisiana Tech	Baltimore Colts	WR

PRO-BOWL SELECTIONS

Name, School	Team	Years
Bill Bergey, Arkansas State	Bengals	1969
	Eagles	1975, 1977, 1978, 1979
Ray Brown, Arkansas State	49ers	2001
Roger Carr, Louisiana Tech	Colts	1976
Larry Centers, Stephen F. Austin	Cardinals	1995, 1996
	Bills	2001
Fred Dean, Louisiana Tech	Chargers	1979, 1980
	49ers	1981, 1983
Terrence McGee, Northwestern State	Bills	2005
Rafael Septien, Louisiana-Lafayette	Cowboys	1981
John Stephens, Northwestern State	Patriots	1988
Pat Tilley, Louisiana Tech	Cardinals	1980
Jeremiah Trotter, Stephen F. Austin	Eagles	2001, 2002, 2005, 2006



Leonard Smith, McNeese (Bills)



John Franklin-Myers, Stephen F. Austin (Rams, LIII)



Robert Alford, Southeastern Louisiana (Falcons, LI)

SUPER BOWL PARTICIPANTS

Name, School	Team	Super Bowl (W/L)
Robert Alford, SLU	Falcons	LI (L)
Larry Anderson, LTU	Steelers	XIII (W), XIV (W)
Leo Araguz, SFA	Seahawks	XXXX (L)
Bill Bergey, ASU	Eagles	XV (L)
Nathan Black, NSU	Panthers	XXXVIII (L)
Vincent Brisby, ULM	Patriots	XXXI (L)
Bubby Brister, ULM	Broncos	XXXII (W), XXXIII (W)
Ray Brown, ASU	Redskins	XXVI (W)
Gary Burton, ASU	Dolphins	XVII (L)
Scott Caldwell, UTA	Broncos	XXII (L)
Maurice Carthon, ASU	Giants	XXI (W), XXV (W)
Larry Centers, SFA	Patriots	XXXVIII (W)
Fred Dean, LTU	49ers	XVI (W), XVIII (W)
Al Edwards, NSU	Bills	XXV (L), XXVI (L), XXVII (L), XXVIII (L)
Calvin Harrell, ASU	Dolphins	VII (W)
Jackie Harris, ULM	Titans	XXXIV (L)
Leroy Harris, ASU	Eagles	XV (L)
Bryan Hicks, MCN	Bengals	XVI (L)
Randy Hilliard, NSU	Broncos	XXXII (W)
Delvin Hughley, JSU	Ravens	XXXV (W)
Stan Humphries, ULM	Redskins	XXVI (W)
	Chargers	XXIX (L)
	Buccaneers	XXXVII (W)
Kerry Jenkins, TROY	Raiders	XV (W), XVIII (W)
Derrick Jensen, UTA	Redskins	XXVI (W)
A.J. Johnson, TXST	Giants	XXXIV (L)
Jermaine Jones, NSU	Dolphins	XIX (L)
Ronnie Landry, MCN		
Jeremy Lane, NSU	Seahawks	XLVIII (W), XLIX (L)
Luke Lawton, MCN	Colts	XXXI (W)
Pratt Lyons, TROY	Titans	XXXIV (L)
John McCaughey, ASU	Raiders	XV (W)
Tim McKyer, UTA	Broncos	XXXII (W)
	49ers	XXIII (W), XXIV (W)
Oren Middlebrook, ASU	Broncos	XII (L)
Clarence Miles, TU	Packers	II (W)
Wayne Moore, LU	Dolphins	VI (L), VII (W), VIII (W)
John Franklin-Myers, SFA	Rams	LIII (L)
Keith Ortego, MCN	Bears	XX (W)
Mike O'Quinn, MCN	Redskins	XXVII (L)
Erric Pegram, UNT	Steelers	XXX (L)
Kim Phillips, UNT	Bills	XXV (L)
Kavika Pittman, MCN	Panthers	XXXVIII (L)
Antonio Robinson, NICH	Packers	XLV (W)
Johnny Robinson, LTU	Raiders	XVIII (W)
Rafael Septien, ULL	Cowboys	XII (W), XIII (L)
Terrance Shaw, SFA	Patriots	XXXVI (W)
	Raiders	XXXVII (L)
Leonard Smith, MCN	Bills	XXV (L), XXVI (L)
John Solomon, SHSU	Packers	XXXI (W)
Stephen Starring, MCN	Patriots	XX (L)
Greg Studdard, SHSU	Falcons	XXXIII (L)
Tony Taylor, NSU	Buccaneers	XXXVII (W)
Leveren Tillman, ASU	Raiders	XV (W)
Jeremiah Trotter, SFA	Eagles	XXXIX (L)
Ladarius Webb, NICH	Ravens	XLVII (W)

36 SUPER BOWL VICTORIES

7 PLAYERS WITH MULTIPLE WINS

ACTIVE MEMBERS

Abilene Christian (1964-72, 2013-pres.)

Year	Rd.	Overall	Name	Team	Pos.
1972	8	189	Ron Vinson	New Orleans	WR
1971	2	44	Wayne Walton	N.Y. Giants	OT
1970	3	60	Chip Bennett	Cincinnati	LB
1969	17	436	Bob Oliver	Cleveland	DE
1967	5	121	Bernard Erickson	San Diego	LB
	15	376	Mike Love	Pittsburgh	RB

Central Arkansas (2006-pres.)


Year	Rd.	Overall	Name	Team	Pos.
2018	6	196	Tremon Smith	Kansas City	CB
2016	7	226	Jonathan Woodard	Jacksonville	DE
2015	7	234	Dezmin Lewis	Buffalo	WR
2011	6	194	Markell Carter	New England	DE
2010	5	143	Larry Hart	Jacksonville	DE
2007	6	204	Jacob Ford	Tennessee	DE

Lamar (1964-86, 2011-pres.)

Year	Rd.	Overall	Name	Team	Pos.
2017	3	101	Brendan Langley	Broncos	DB
1985	6	163	Danzell Lee	Washington	TE
1981	11	283	Johnny Ray Smith	Tampa Bay	DB
1978	12	316	Jeff Bergeron	Seattle	RB
	12	321	Kevin Bell	San Diego	WR
1975	17	418	Rondy Colbert	N.Y. Giants	DB
1973	5	117	Charles Cantrell	Washington	OG
	13	317	Edward Robinson	St. Louis ¹	DB
	15	376	Thomas Gage	Atlanta	DB
1972	9	222	Pat Gibbs	Philadelphia	DB
	14	343	Gary Crockett	Houston ²	C
1968	2	55	Tom Smiley	Cincinnati	RB
	4	98	Johnny Fuller	San Francisco	WR
1967	11	279	Ed Marcontell	St. Louis ¹	OG
	15	393	Darrell Johnson	New Orleans	HB
1965	7	93	Tony Guillory	L.A. Rams ³	OG

McNeese (1972-pres.)

Year	Rd.	Overall	Name	Team	Pos.
2009	6	175	Quentin Lawrence	Kansas City	WR
2008	3	80	Bryan Smith	Philadelphia	DE
2004	3	73	Keith Smith	Detroit	DB
1999	5	134	Cecil Collins	Miami	RB
	5	141	Reggie Nelson	San Diego	OG
1996	2	37	Kavika Pittman	Dallas	DE
1995	5	163	Ronald Cherry	Detroit	OT
1994	4	115	Terry Irving	Arizona	LB
1984	8	221	Ronnie Landry	Miami	RB
1983	1	17	Leonard Smith	St. Louis ¹	DB
	3	74	Stephen Starring	New England	WR
	8	216	Carlton Briscoe	Green Bay	DB
1982	3	73	Rusty Guilbeau	St. Louis ¹	DE
1980	5	113	Bryan Hicks	Cincinnati	DB
	12	331	Harry Price	San Diego	WR
1979	4	105	Charles Jefferson	Denver	DB
	9	243	Richard Ellender	Houston ²	WR
1976	2	56	James Files	Pittsburgh	C



Terrence McGee, Northwestern State (Bills)

Nicholls (1991-pres.)

Year	Rd.	Overall	Name	Team	Pos.
2009	3	88	Lardarius Webb	Baltimore	DB
2008	6	180	Kareem Moore	Washington	DB
2007	6	177	Jacob Bender	N.Y. Jets	OT
2004	5	150	Chris Thompson	Jacksonville	DB
1995	3	68	Darryl Pounds	Washington	DB

Northwestern State (1987-pres.)

Year	Rd.	Overall	Name	Team	Pos.
2015	7	223	Deon Simon	N.Y. Jets	DT
2012	6	172	Jeremy Lane	Seattle	CB
2008	7	219	Demetress Bell	Buffalo	OT
2006	3	87	David Pittman	Baltimore	DB
2003	4	111	Terrence McGee	Buffalo	DB
2002	5	164	Craig Nall	Green Bay	QB
2000	7	254	Mike Green	Chicago	DB
1999	4	120	Kenny Wright	Minnesota	CB
1999	5	162	Jermaine Jones	N.Y. Jets	CB
1999	6	175	Robert Daniel	Carolina	DE
1998	6	170	Patrick Palmer	Washington	WR
1997	5	140	Keith Thibodeaux	Washington	CB
1994	2	39	Marcus Spears	Chicago	OT
1993	2	48	Adrian Hardy	San Francisco	CB
1990	6	157	Randy Hilliard	Cleveland	CB
1990	11	292	Al Edwards	Buffalo	WR
1989	6	159	Floyd Turner	New Orleans	WR
1988	1	17	John Stephens	New England	RB



Sam Houston State (1987-pres.)


Year	Rd.	Overall	Name	Team	Pos.
2018	2	57	P.J. Hall	Oakland	DT
2016	7	235	Lachlan Edwards	N.Y. Jets	P
2009	5	151	Rhett Bomar	N.Y. Giants	QB
2002	3	81	Josh McCown	Arizona	QB
	6	174	Keith Heinrich	Carolina	TE
1996	7	224	Darius Smith	Oakland	C
1995	6	189	John Solomon	Minnesota	LB
1992	4	100	Michael Bankston	Phoenix ¹	DT
1989	7	177	Rickey Royal	Phoenix ¹	DB
1988	5	127	Carl Mims	Washington	DB

Southeastern Louisiana (2005-pres.)

Year	Rd.	Overall	Name	Team	Pos.
2016	6	205	Harlan Miller	Arizona	DB
2013	2	60	Robert Alford	Atlanta	DB

Stephen F. Austin (1987-pres.)

Year	Rd.	Overall	Name	Team	Pos.
2018	5	135	John Franklin	LA Rams	DE
2011	7	228	Jabara Williams	St. Louis	LB
2009	6	206	Dominique Edison	Tennessee	WR
2002	7	236	Wes Pate	Baltimore	QB
2001	5	150	Derrick Blaylock	Kansas City	RB
1998	2	59	Mikhael Ricks	San Diego	WR
	3	72	Jeremiah Trotter	Philadelphia	LB
1997	7	209	Anthony DeGrate	Tampa Bay	DT
1996	7	248	Joey Wylie	Oakland	OG
1995	2	34	Terrance Shaw	San Diego	DB
1990	4	107	David Whitmore	N.Y. Giants	DB
	5	115	Larry Centers	Phoenix ¹	RB
	10	253	Anthony Landry	New England	RB
	12	307	Todd Hammel	Tampa Bay	QB



Jeremy Lane, Northwestern State (Seahawks, XLVIII, XLIX)

FORMER MEMBERS

Arkansas State (1964-86)

Year	Rd.	Overall	Name	Team	Pos.
1986	8	201	Ray Brown	St. Louis ¹	OG
	8	210	Michael Cline	Green Bay	DT
1985	8	221	Judious Lewis	Seattle	WR
1983	12	319	Waddell Kelly	New England	RB
1980	2	37	Gene Bradley	Buffalo	QB
1977	5	123	Leroy Harris	Miami	RB
	9	229	T.J. Humphreys	Philadelphia	OG
	9	233	Joel Mullins	Green Bay	OT
	9	242	Robert Speer	Atlanta	DE
	10	268	Oren Middlebrook	Denver	WR
1976	2	45	Ken Jones	Buffalo	OG
	7	184	Dick Dixon	Seattle	DT
	7	190	Jerry Muckensturm	Chicago	LB
	9	260	Jim Lisko	Denver	LB
	15	417	Eddie Morgan	N.Y. Giants	DT
	17	469	Mike Malham	Chicago	LB
1975	2	49	Stan Winfrey	Miami	RB
	4	91	Steve Burks	New England	WR
	8	207	Joe Hollimon	Minnesota	DB
1974	15	371	Vince Ancell	St. Louis ¹	DB
	17	422	Doug Lowrey	N.Y. Jets	OG
1972	3	58	Bill Phillips	Denver	LB
	6	137	Wayne Dorton	New Orleans	OG
	6	143	Dennis Meyer	Pittsburgh	DB
	7	180	Calvin Harrell	Miami	RB
	12	293	Steve Lockhart	New Orleans	TE
	13	314	James Hamilton	Cincinnati	QB
1970	3	62	Clovis Swinney	New Orleans	DE
1969	2	31	Bill Bergey	Cincinnati	LB
	14	348	Gary Crane	Denver	LB
1968	10	272	Ron Worthen	Green Bay	C

Louisiana-Lafayette (1971-81)

Year	Rd.	Overall	Name	Team	Pos.
1977	10	258	Rafael Septian	New Orleans	K
1976	11	293	Keith Meuhr	Seattle	P
	12	331	Harold Porter	Kansas City	WR
1974	15	382	Ken Williams	Buffalo Bills	LB
1972	14	349	Louis Age	N.Y. Jets	OG

Louisiana-Monroe (1982-93)

Year	Rd.	Overall	Name	Team	Pos.
1993	2	49	Roosevelt Potts	Indianapolis	RB
	2	56	Vincent Brisby	New England	WR
	8	197	Jeff Blackshear	Seattle	OG
	8	208	Greg Robinson	L.A. Raiders ⁴	RB
1990	4	102	Jackie Harris	Green Bay	TE
1988	4	100	Teddy Garcia	New England	K
	6	159	Stan Humphries	Washington	QB
1987	5	138	Will Johnson	Chicago	LB
1986	3	67	Bubby Brister	Pittsburgh	QB
1985	8	215	Ronnie Washington	Atlanta	LB
1984	8	219	Bob Craighead	San Diego	RB
1983	7	188	Jessie Clark	Green Bay	RB
	10	275	Roosevelt Straughter	Pittsburgh	DB
1982	9	242	Bob Lane	Tampa Bay	QB

Louisiana Tech (1971-86)

Year	Rd.	Overall	Name	Team	Pos.
1986	5	118	Doug Landry	San Diego	LB
1984	10	273	James Thaxton	Detroit	DB
1983	4	93	Trey Junkin	Buffalo	LB
1982	5	123	Ed Jackson	L.A. Raiders ⁴	LB
	10	273	Andre Young	San Diego	DB
1981	4	111	Johnny Robinson	L.A. Raiders ⁴	DT
1978	4	101	Larry Anderson	Pittsburgh	DB
	8	195	John Henry White	Kansas City	RB
1977	10	257	Billy Ryckman	Atlanta	WR
1976	2	48	Mike Barber	Houston ²	TE
	4	114	Pat Tilley	St. Louis ¹	WR
1975	2	33	Fred Dean	San Diego	DE
	13	316	Charles McDaniel	Chicago	RB
1974	17	420	Roland Harper	Chicago	RB
	1	24	Roger Carr	Baltimore ⁵	WR

North Texas (1983-94)

Year	Rd.	Overall	Name	Team	Pos.
1991	6	145	Eric Pegram	Atlanta	RB
	6	165	Scott Bowles	San Francisco	OT
1989	3	79	Kim Phillips	New Orleans	DB
1983	11	297	Mark Witte	Tampa Bay	TE

Texas-Arlington (1964-85)

Year	Rd.	Overall	Name	Team	Pos.
1986	3	64	Tim McKyer	San Francisco	DB
1985	5	140	Bruce Collie	San Francisco	OT
	8	202	Scott Caldwell	Detroit	RB
1984	8	209	Stacy Rayfield	Buffalo	DB
	11	294	Mark Cannon	Green Bay	C
1983	5	128	Darryl Lewis	New England	TE
	10	253	Byron Williams	Green Bay	WR
1981	2	35	Gary Lewis	Green Bay	TE
1980	3	72	Cliff Odom	Cleveland	LB
	9	236	Roy Dewalt	Cleveland	RB
1978	11	295	Mike Matocha	Washington	DE
	3	57	Derrick Jensen	Oakland	RB
1977	5	118	Dwight Carey	Kansas City	DT
	12	311	Elmo Simmons	N.Y. Giants	RB
1976	12	320	Ron Barnett	Seattle	WR
1974	3	65	Dexter Bussey	Detroit	RB
	7	158	John Harvey	L.A. Rams ³	RB
1972	17	420	Craig Holland	Chicago	QB
	5	127	Milt Davis	Kansas City	DE
1971	4	98	Don Morrison	New Orleans	OT
	16	401	Sid Bailey	Chicago	DE
1970	4	96	Skip Butler	Green Bay	K
	7	157	Danny Griffin	Pittsburgh	RB
1969	13	338	Troy Patridge	Kansas City	DE
	6	146	Jim Thomas	San Francisco	RB
1967	11	263	Jim Marcum	Philadelphia	DB
	15	372	Fred Gough	Detroit	LB
1967	17	429	Ken Riley	N.Y. Giants	LB
	4	97	Mike Barnes	St. Louis ¹	DB
1967	5	128	Mel Witt	Boston ⁶	DE



Bill Bergey, Arkansas State (Eagles)

Texas State (1987-2010)

Year	Rd.	Overall	Name	Team	Pos.
2006	7	212	Fred Evans	Miami	DT
2002	6	180	Clenton Ballard	Jacksonville	DT
2000	6	183	Spergon Wynn	Cleveland	QB
	7	211	Darrick Vaughn	Atlanta	DB
	7	231	Clifton Black	Oakland	DB
1991	11	303	Paul Alsbury	New England	P
1990	7	172	Jeff Novak	San Diego	OG
1989	6	149	A.J. Johnson	Washington	DB
	10	254	Ben Jessie	Green Bay	DB
	12	311	Bill Jones	Kansas City	RB

Trinity (1964-71)

Year	Rd.	Overall	Name	Team	Pos.
1971	16	398	Walter Huntley	Pittsburgh	DB
1970	4	86	Greg Lens	St. Louis ¹	DT
1967	8	210	Clarence Miles	Green Bay	DT
1968	1	21	Marvin Upshaw	Cleveland	DE

Troy (1996-2000)

Year	Rd.	Overall	Name	Team	Pos.
2000	4	129	Mookie Moore	Washington	OG
	6	172	Mareno Philyaw	Atlanta	WR
1999	6	174	Marcus Spriggs	Cleveland	DT
1998	6	155	Clifford Ivory	San Diego	DB
1997	4	107	Pratt Lyons	Houston ²	DE

¹Later became the Arizona Cardinals; ²Later became the Tennessee Titans; ³Later became the St. Louis Rams; ⁴Later became the Oakland Raiders; ⁵Later became the Indianapolis Colts; ⁶Later became the New England Patriots.