



2015

FOOTBALL

Abilene Christian
Central Arkansas
Houston Baptist
UIW
Lamar
McNeese State
Nicholls
Northwestern State
Sam Houston State
Southeastern Louisiana
Stephen F. Austin

TEAM CHAMPIONS

McNeese State.....	13
Louisiana Tech*.....	8
Arkansas State*.....	7
Sam Houston State.....	6
Lamar.....	4
Northwestern State.....	4
Stephen F. Austin.....	4
Louisiana-Monroe*.....	4
Texas-Arlington*.....	3
Troy*.....	3
Southeastern Louisiana.....	2
Texas State*.....	2
North Texas*.....	2
Central Arkansas.....	1
Nicholls.....	1
Trinity*.....	1

* Indicates former Southland Conference member



Sam Houston State, 2014 Co-Champions

POSTSEASON AWARDS

Coach of the Year

1964.....	Bennie Ellender, Arkansas State
1965.....	Chena Gilstrap, Texas-Arlington
1966.....	Burley Bearden, Texas-Arlington
1967.....	Burley Bearden, Texas-Arlington
1968.....	Bennie Ellender, Arkansas State
1969.....	Bennie Ellender, Arkansas State
1970.....	Bennie Ellender, Arkansas State
.....	Vernon Glass, Lamar
1971.....	Maxie Lambricht, Louisiana Tech
1972.....	Maxie Lambricht, Louisiana Tech
1973.....	Maxie Lambricht, Louisiana Tech
1974.....	Vernon Glass, Lamar
1975.....	Bill Davidson, Arkansas State
1976.....	Jack Doland, McNeese State
1977.....	Maxie Lambricht, Louisiana Tech
1978.....	Bill Davidson, Arkansas State
1979.....	Ernie Duplechin, McNeese State
1980.....	Sam Robertson, Louisiana-Lafayette
1981.....	Bud Elliott, Texas-Arlington
1982.....	Billy Brewer, Louisiana Tech
1983.....	Corky Nelson, North Texas
1984.....	A. L. Williams, Louisiana Tech
1985.....	Larry Lacewell, Arkansas State
1986.....	Larry Lacewell, Arkansas State
1987.....	Pat Collins, Louisiana-Monroe
1988.....	Sam Goodwin, Northwestern State
1989.....	Lynn Graves, Stephen F. Austin
1990.....	Bobby Keasler, McNeese State
1991.....	Bobby Keasler, McNeese State
.....	Ron Randleman, Sam Houston State
1992.....	Dave Roberts, Louisiana-Monroe
1993.....	Bobby Keasler, McNeese State
1994.....	Matt Simon, North Texas
1995.....	Bobby Keasler, McNeese State
1996.....	Darren Barbier, Nicholls State
1997.....	Sam Goodwin, Northwestern State
.....	Bobby Keasler, McNeese State
1998.....	Sam Goodwin, Northwestern State
1999.....	Larry Blakeney, Troy
2000.....	Larry Blakeney, Troy
2001.....	Ron Randleman, Sam Houston State
2002.....	Daryl Daye, Nicholls State
2003.....	Tommy Tate, McNeese State
2004.....	Scott Stoker, Northwestern State
2005.....	Jay Thomas, Nicholls State
2006.....	Matt Viator, McNeese State
2007.....	Matt Viator, McNeese State
2008.....	Clint Conque, Central Arkansas
2009.....	J.C. Harper, Stephen F. Austin
2010.....	J.C. Harper, Stephen F. Austin
2011.....	Willie Fritz, Sam Houston State
2012.....	Clint Conque, Central Arkansas
2013.....	Ron Roberts, Southeastern Louisiana
2014.....	Clint Conque, Stephen F. Austin

YEAR-BY-YEAR SOUTHLAND CHAMPION

1964.....	Lamar	1992.....	Louisiana-Monroe
1965.....	Lamar	1993.....	McNeese State
1966.....	Texas-Arlington	1994.....	North Texas
.....	Lamar	1995.....	McNeese State
1967.....	Texas-Arlington	1996.....	Troy
1968.....	Arkansas State	1997.....	McNeese State
1969.....	Arkansas State	Northwestern State
1970.....	Arkansas State	1998.....	Northwestern State
1971.....	Louisiana Tech	1999.....	Troy
.....	Lamar	Stephen F. Austin
.....	Trinity	2000.....	Troy
1972.....	Louisiana Tech	2001.....	Sam Houston State
1973.....	Louisiana Tech	McNeese State
1974.....	Louisiana Tech	2002.....	McNeese State
1975.....	Arkansas State	2003.....	McNeese State
1976.....	McNeese State	2004.....	Northwestern State
1977.....	Louisiana Tech	Sam Houston State
1978.....	Louisiana Tech	2005.....	Nicholls State
.....	Arkansas State	Texas State
1979.....	McNeese State	2006.....	McNeese State
1980.....	McNeese State	2007.....	McNeese State
1981.....	Texas-Arlington	2008.....	Texas State
1982.....	Louisiana Tech	2009.....	McNeese State
1983.....	North Texas	Stephen F. Austin
.....	Louisiana-Monroe	2010.....	Stephen F. Austin
1984.....	Louisiana Tech	2011.....	Sam Houston State
1985.....	Arkansas State	2012.....	Central Arkansas
1986.....	Arkansas State	Sam Houston State
1987.....	Louisiana-Monroe	2013.....	Southeastern Louisiana
1988.....	Northwestern State	2014.....	Sam Houston State
1989.....	Stephen F. Austin	Southeastern Louisiana
1990.....	Louisiana-Monroe		
1991.....	McNeese State		
.....	Sam Houston State		



Gus Johnson, Stephen F. Austin

Player of the Year

1964-93.....	None selected
1994.....	Mitch Maher, North Texas
1995.....	Kerry Joseph, McNeese State
1996.....	Claude Mathis, Texas State
1997.....	Claude Mathis, Texas State
1998.....	Jermaine Jones, Northwestern State
1999.....	Chris Chaloupka, Sam Houston State
2000.....	C.J. Carroll, Texas State
2001.....	Josh McCown, Sam Houston State
2002.....	Hadley Prince, McNeese State
2003.....	B.J. Sams, McNeese State
2004.....	Dustin Long, Sam Houston State
2005.....	Barrick Nealy, Texas State
2006.....	Steven Whitehead, McNeese State
2007.....	Bryan Smith, McNeese State
2008.....	Nathan Brown, Central Arkansas
2009.....	Derrick Fourroux, McNeese State
.....	Jeremy Moses, Stephen F. Austin
2010.....	Jeremy Moses, Stephen F. Austin
2011.....	Timothy Flanders, Sam Houston State
2012.....	Timothy Flanders, Sam Houston State
2013.....	Bryan Bennett, Southeastern Louisiana
2014.....	Gus Johnson, Stephen F. Austin

Offensive Player of the Year

1964.....	None selected
1965.....	Jackie Hall, Trinity
1966.....	Phil Primm, Lamar
1967.....	Mike Baylor, Texas-Arlington
1968.....	Frank McGuigan, Arkansas State
1969.....	Jim Lindsey, Abilene Christian
1970.....	Jim Lindsey, Abilene Christian
1971.....	Kenny Lantrip, Louisiana Tech
1972.....	Roger Carr, Louisiana Tech
1973.....	Denny Duron, Louisiana Tech
1974.....	Charles McDaniel, Louisiana Tech
1975.....	David Hines, Arkansas State
1976.....	Derrick Jensen, Texas-Arlington
1977.....	John Henry White, Louisiana Tech
.....	Derrick Jensen, Texas-Arlington

1978.....	Roy Dewalt, Texas-Arlington
1979.....	Roy Dewalt, Texas-Arlington
1980.....	Stephen Starring, McNeese State
1981.....	Buford Jordan, McNeese State
1982.....	Matt Dunigan, Louisiana Tech
1983.....	Greg Carter, North Texas
1984.....	Scotty Caldwell, Texas-Arlington
1985.....	Burton Murchison, Lamar
1986.....	Dwane Brown, Arkansas State
1987.....	Stan Humphries, Louisiana-Monroe
1988.....	Scott Davis, North Texas
1989.....	Todd Hammel, Stephen F. Austin
1990.....	Cisco Richard, Louisiana-Monroe
1991.....	Gilbert Price, Texas State
1992.....	Roosevelt Potts, Louisiana-Monroe
1993.....	Robert Cobb, Louisiana-Monroe
1994.....	Donald Wilkerson, Texas State
1995.....	Clarence Matthews, Northwestern State
1996.....	Patrick Palmer, Northwestern State
1997.....	Mikhael Ricks, Stephen F. Austin
1998.....	Montressa Kirby, Jacksonville State
1999.....	Chris Chaloupka, Sam Houston State
2000.....	Tony Taylor, Northwestern State
2001.....	Wes Pate, Stephen F. Austin
2002.....	Vick King, McNeese State
2003.....	Vick King, McNeese State
2004.....	Derrick Johnese, Northwestern State
2005.....	Yale Vannoy, Nicholls State
2006.....	D.D. Terry, Sam Houston State
2007.....	Nathan Brown, Central Arkansas
2008.....	Toddrick Pendland, McNeese State
2009.....	Bradley George, Texas State
2010.....	Jeremy Moses, Stephen F. Austin
2011.....	Richard Sincere, Sam Houston State
2012.....	Wynrick Smothers, Central Arkansas
2013.....	Cody Stroud, McNeese State
2014.....	Bryan Bennett, Southeastern La.



Bryan Bennett, Southeastern Louisiana

Offensive Lineman of the Year

1964-2011.....	None selected
2012.....	Corey Howard, Central Arkansas
2013.....	Arinze Agada, McNeese State
2014.....	Cole Carruthers, Central Arkansas

Defensive Player of the Year

1964.....	None selected
1965.....	Vernon McManus, Lamar
1966.....	Ken Ozee, Texas-Arlington
1967.....	Marvin Upshaw, Trinity
1968.....	Clovis Swinney, Arkansas State
1969.....	Clovis Swinney, Arkansas State
1970.....	Dennis Meyer, Arkansas State
1971.....	Dennis Meyer, Arkansas State
1972.....	Fred Dean, Louisiana Tech
1973.....	Joe McNeely, Louisiana Tech
1974.....	Fred Dean, Louisiana Tech
1975.....	Jerry Muckensturm, Arkansas State
1976.....	Roy Painter, Arkansas State
1977.....	Larry Anderson, Louisiana Tech
.....	Wesley Williams, Arkansas State
1978.....	Ardis McCann, Louisiana Tech
1979.....	Johnny Robinson, Louisiana Tech
1980.....	Daryl Burckel, McNeese State
1981.....	Rusty Guilbeau, McNeese State
1982.....	Bruce Daigle, Louisiana-Monroe
1983.....	Eugene Seale, Lamar
1984.....	Doug Landry, Louisiana Tech
1985.....	Doug Landry, Louisiana Tech
1986.....	Walter Johnson, Louisiana Tech
.....	Ed Fleming, North Texas
1987.....	John Kulakowski, Northwestern State
1988.....	Eric Lokey, Stephen F. Austin
1989.....	David Whitmore, Stephen F. Austin
1990.....	Mike Pierce, McNeese State
1991.....	Andre Carron, Northwestern State
1992.....	Terry Irving, McNeese State
1993.....	Terry Irving, McNeese State
1994.....	Vincent Landrum, McNeese State
1995.....	Kavika Pittman, McNeese State
1996.....	Pratt Lyons, Troy
1997.....	Tony Maranto, Northwestern State
1998.....	Charles Ayro, McNeese State
1999.....	Anthony Rabb, Troy
2000.....	Keith Davis, Sam Houston State
2001.....	Joe Judge, McNeese State
2002.....	Roy Locks, Northwestern State
2003.....	Brent Hafford, Stephen F. Austin
2004.....	Jamall Johnson, Northwestern State
2005.....	Fred Evans, Texas State
2006.....	Bryan Smith, McNeese State
2007.....	Kareem Moore, Nicholls State
2008.....	Larry Hart, Central Arkansas
2009.....	Larry Hart, Central Arkansas
.....	Tim Knicky, Stephen F. Austin
2010.....	Jabara Williams Stephen F. Austin
2011.....	Darnell Taylor, Sam Houston State
2012.....	Darnell Taylor, Sam Houston State
2013.....	Cquelin Hubert, Southeastern Louisiana
2014.....	Jonathan Woodard, Central Arkansas



P.J. Hall, Sam Houston State

Freshman of the Year

1964-77	None selected
1978	Jessie Clark, Louisiana Tech
1979	Lee Charles Wright, Arkansas State
1980	Burford Jordon, McNeese State
.....	Joey Granger, McNeese State
1981	Willie Wiggins, Texas-Arlington
1982	Doug Landry, Louisiana Tech
1983	Walter Johnson, Louisiana Tech
1984	Dwane Brown, Arkansas State
1985	Brian McZeal, McNeese State
1986	Matt Stover, Louisiana Tech
1987	Scott Davis, North Texas
1988	Chuck Rawlinson, Stephen F. Austin
1989	Ken Naquin, McNeese State
1990	Cedric Walker, Stephen F. Austin
1991	Eric Acheson, McNeese State
.....	Darryl Pounds, Nicholls State
1992	Kerry Joseph, McNeese State
1993	Zack Bronson, McNeese State
1994	Claude Mathis, Texas State
1995	Jeremiah Trotter, Stephen F. Austin
1996	Victor McKnight, Sam Houston State
1997	Matt Dominguez, Sam Houston State
1998	Jessie Burton, McNeese State
1999	Reggie Stancil, Jacksonville State
2000	Josh Son, Nicholls State
2001	LeJuan Walker, Nicholls State
2002	Tony Tompkins, Stephen F. Austin
2003	Chance Dennis, Stephen F. Austin
2004	Broderick Cole, Nicholls
2005	Blake Bercegeay, McNeese State
2006	Derrick Fourroux, McNeese State
2007	Karrington Bush, Texas State
2008	Simmie Yarborough, Southeastern La.
2009	Malcolm Bronson, McNeese State
2010	Jestin Love, Central Arkansas
.....	Tim Flanders, Sam Houston State
2011	Jordan Wells, Southeastern La.
2012	Jonathan Woodard, Central Arkansas
2013	Kade Harrington, Lamar
2014	P.J. Hall, Sam Houston State

OFFENSIVE STATISTICAL TRENDS

Year	GP	Rushing			Passing			Total		
		TC	Avg	GAvg	Att	Pct	GAvg	Avg	GAvg	PPG
1976	66	3,437	3.94	204.9	1,205	45.6	123.7	4.67	328.6	22.6
1977	67	3,370	3.43	172.5	1,301	44.6	126.6	4.29	299.1	17.4
1978	65	3,303	3.54	179.7	1,246	42.2	117.5	4.25	297.1	18.6
1979	66	3,139	3.70	176.0	1,424	46.9	130.5	4.43	306.5	19.2
1980	66	3,100	3.72	174.7	1,470	46.8	132.8	4.44	307.5	19.0
1981	66	3,132	3.95	187.4	1,538	46.8	146.5	4.72	334.0	18.3
1982	66	3,026	3.74	171.6	1,752	47.4	171.2	4.73	342.8	21.0
1983	77	3,790	3.48	171.2	1,568	46.2	126.2	4.27	297.4	15.6
1984	77	3,673	3.33	158.7	1,653	42.8	124.9	4.10	283.6	17.1
1985	77	3,591	3.62	168.7	1,839	47.4	163.4	4.71	332.2	19.7
1986	65	2,952	3.70	168.0	1,490	48.3	152.0	4.68	320.0	21.3
1987	77	3,344	3.58	155.5	1,935	48.5	175.4	4.83	331.0	21.7
1988	77	3,358	3.44	149.9	1,914	48.0	170.0	4.67	319.9	21.0
1989	77	3,217	3.56	148.8	2,101	53.6	193.4	4.96	342.2	21.4
1990	77	3,377	3.85	168.8	1,826	48.2	139.9	4.57	308.7	18.5
1991	88	3,953	3.64	163.4	2,030	47.9	128.1	4.29	291.4	17.9
1992	88	4,012	3.90	177.8	2,054	48.9	157.0	4.86	334.7	22.6
1993	88	3,900	4.40	193.4	2,034	51.9	171.6	5.40	365.0	27.5
1994	77	3,237	4.19	176.2	1,793	52.3	162.2	5.18	338.4	24.1
1995	64	2,652	4.22	174.8	1,654	50.2	174.3	5.19	349.1	24.1
1996	77	3,342	4.39	190.4	1,862	49.2	162.7	5.22	353.1	23.7
1997	88	3,479	3.95	156.3	2,249	52.9	187.3	5.28	343.5	23.4
1998	88	3,404	3.64	140.6	2,274	53.5	180.7	4.98	321.3	23.2
1999	88	3,352	3.93	149.5	2,557	51.7	201.4	5.23	350.9	24.2
2000	87	3,521	4.11	166.3	2,144	51.3	155.9	4.95	322.2	22.9
2001	77	3,139	4.07	166.0	1,994	55.4	195.9	6.57	361.8	26.6
2002	83	3,577	4.12	177.5	1,915	52.5	157.1	5.06	334.7	25.0
2003	69	3,058	4.57	202.6	1,864	53.3	197.3	5.61	399.9	30.1
2004	69	2,942	4.21	179.6	1,893	56.4	207.7	5.53	387.3	28.6
2005	74	3,056	4.37	180.6	2,182	53.5	201.2	5.63	381.8	28.3
2006	78	2,837	4.36	158.5	2,033	55.5	163.8	5.16	322.2	20.1
2007	89	3,622	4.52	183.9	2,528	58.9	204.2	5.61	388.2	26.7
2008	91	3,239	4.24	151.1	3,095	59.0	255.0	5.83	406.1	32.8
2009	92	3,287	4.36	155.7	3,014	61.2	234.3	5.70	390.0	27.8
2010	89	3,168	3.98	141.6	2,956	56.4	220.5	5.09	350.2	24.7
2011	94	3,429	3.98	145.3	3,005	59.2	217.7	5.29	365.1	28.4
2012	94	3,527	4.10	153.7	3,133	58.6	223.1	5.32	376.9	28.3
2013	101	4,080	4.71	190.3	3,582	59.9	265.3	6.01	455.6	35.1
2014	135	5,493	4.44	180.6	4,279	58.0	223.9	5.59	404.4	30.6

Bold indicates Southland Conference record high



DEFENSIVE STATISTICAL TRENDS

Year	GP	Rushing			Passing			Total		PPG
		TC	Avg	GAvg	Att	Pct	GAvg	Avg	GAvg	
1976	66	3,397	3.81	196.2	1,209	41.9	112.9	4.43	309.1	19.7
1977	67	3,399	3.20	157.5	1,266	44.9	119.0	4.06	276.5	16.2
1978	65	3,390	3.53	183.9	1,199	46.0	122.5	4.34	306.4	18.6
1979	66	3,172	3.53	169.5	1,407	46.3	119.6	4.17	289.1	16.2
1980	66	3,142	4.07	193.8	1,637	47.2	157.8	4.86	351.6	21.8
1981	66	2,996	4.01	181.8	1,561	48.7	159.3	4.94	341.1	19.6
1982	66	2,996	3.71	168.3	1,873	49.3	185.4	4.79	353.7	21.0
1983	77	3,629	3.46	163.1	1,802	45.2	134.4	4.22	297.4	14.6
1984	77	3,469	3.16	142.1	1,769	44.5	137.6	4.11	279.7	17.1
1985	77	3,351	3.40	147.8	2,010	47.1	166.3	4.51	314.1	17.4
1986	65	2,881	3.70	164.1	1,616	48.0	165.4	4.76	329.5	21.3
1987	77	3,353	3.44	149.6	1,987	49.4	172.6	4.65	322.2	21.8
1988	77	3,249	3.14	132.6	2,015	46.3	160.7	4.29	293.3	18.2
1989	77	3,094	3.41	141.6	2,249	51.6	205.5	4.91	347.1	21.2
1990	77	3,209	3.56	148.4	2,025	50.3	174.2	4.66	322.5	19.9
1991	88	3,804	3.50	151.4	2,106	48.4	137.9	4.31	289.2	18.1
1992	88	3,747	3.76	159.9	2,245	49.5	172.0	4.87	331.9	22.2
1993	88	3,741	4.20	177.5	2,176	53.2	177.1	5.27	354.6	26.5
1994	77	3,112	3.54	143.1	2,024	52.9	170.7	4.70	313.7	20.7
1995	64	2,483	3.72	144.4	1,812	52.8	191.5	5.00	335.8	21.0
1996	77	3,219	3.95	165.0	1,954	47.9	155.1	4.76	320.1	20.3
1997	88	3,356	3.61	137.8	2,322	51.9	176.0	4.86	313.8	20.6
1998	88	3,252	3.35	123.7	2,356	52.0	183.9	4.80	307.7	21.7
1999	88	3,652	4.02	166.9	2,379	52.1	187.5	5.17	354.4	25.0
2000	87	3,424	3.83	150.7	2,294	50.9	170.2	4.88	320.9	21.1
2001	77	2,894	3.61	135.6	2,252	53.2	200.9	5.03	336.4	23.0
2002	83	3,369	3.91	158.9	2,038	52.0	165.6	4.98	324.4	22.9
2003	69	2,806	4.98	202.6	1,995	51.9	200.1	5.79	402.7	27.3
2004	69	2,686	3.92	152.4	2,027	55.3	206.1	5.25	358.3	26.4
2005	74	2,988	3.89	157.2	2,123	52.3	203.1	5.44	360.3	27.1
2006	78	2,833	4.27	155.1	2,098	57.3	184.2	5.37	339.3	23.9
2007	89	3,508	4.75	187.5	2,508	57.3	208.7	5.86	396.2	29.1
2008	91	3,346	4.24	155.9	3,135	58.6	251.4	5.72	407.4	31.7
2009	92	3,345	4.32	156.9	2,908	59.2	230.1	5.69	387.0	29.2
2010	89	3,119	3.98	139.3	2,989	57.5	228.8	5.24	368.1	27.0
2011	94	3,455	3.98	146.3	2,969	57.6	216.6	5.30	361.9	28.4
2012	94	3,548	3.99	150.7	3,094	58.2	224.7	5.31	375.4	29.0
2013	101	3,966	4.59	180.4	3,392	57.9	248.0	5.88	428.4	32.3
2014	135	5,532	4.65	190.6	4,149	56.7	224.5	5.79	415.1	31.9

Bold indicates Southland Conference record low



Zach Conque, Stephen F. Austin

Newcomer of the Year

1964-90.....	None selected
1991.....	Wendal Lowrey, Louisiana-Monroe
1992.....	Terrance Brown, North Texas
1993.....	Irving Spikes, Louisiana-Monroe
1994.....	Chad Reeves, McNeese State
1995.....	Tim Denton, Sam Houston State
1996.....	John Emery, Nicholls State
1997.....	Ronnie Powell, Northwestern State
1998.....	Spergon Wynn, Texas State
1999.....	Chris Chaloupka, Sam Houston State
2000.....	Demontray Carter, Troy
2001.....	Craig Nall, Northwestern State
2002.....	Roderick Royal, McNeese State
2003.....	Jamall Johnson, Northwestern State
2004.....	Fred Evans, Texas State
2005.....	Joseph Tobias, Nicholls State
2006.....	Kareem Moore, Nicholls State
2007.....	Lardarius Webb, Nicholls State
2008.....	Duane Brooks, Stephen F. Austin
2009.....	Andre Banks, Stephen F. Austin
2010.....	Andre Anderson, McNeese State
2011.....	Willie Jefferson, Stephen F. Austin
2012.....	Kevin Johnson, Lamar
2013.....	Zach Adkins, Northwestern State
2014.....	Zach Conque, Stephen F. Austin



YEARLY LEADERS

HISTORY & RECORDS

Rushing Offense

Year	School	GAvg.
1964	Abilene Christian	212.3
1965	Abilene Christian	208.0
1966	Texas-Arlington	163.2
1967	Lamar	183.4
1968	Arkansas State	169.5
1969	Arkansas State	215.9
1970	Arkansas State	224.9
1971	Trinity	209.0
1972	Arkansas State	229.5
1973	Arkansas State	264.8
1974	Arkansas State	215.3
1975	Arkansas State	340.5
1976	Texas-Arlington	286.6
1977	Texas-Arlington	245.0
1978	Texas-Arlington	306.3
1979	Texas-Arlington	301.4
1980	McNeese State	297.7
1981	McNeese State	281.0
1982	Arkansas State	252.9
1983	Arkansas State	250.7
1984	Arkansas State	279.5
1985	Arkansas State	260.9
1986	Arkansas State	296.3
1987	Sam Houston State	243.9
1988	Northwestern State	198.8
1989	McNeese State	207.6
1990	Texas State	278.2
1991	Texas State	287.8
1992	Texas State	252.9
1993	Stephen F. Austin	256.9
1994	Nicholls State	258.0
1995	Stephen F. Austin	212.6
1996	Troy	256.2
1997	Stephen F. Austin	195.3
1998	Northwestern State	184.4
1999	Stephen F. Austin	231.5
2000	Jacksonville State	193.9
2001	Jacksonville State	226.5
2002	Nicholls State	253.0
2003	Nicholls State	312.6
2004	Nicholls State	249.3
2005	Nicholls State	364.8
2006	Nicholls State	233.9
2007	Nicholls State	266.4
2008	McNeese State	228.3
2009	McNeese State	218.0
2010	Sam Houston State	186.5
2011	Sam Houston State	255.9
2012	Sam Houston State	268.3
2013	Sam Houston State	265.0
2014	Sam Houston State	241.6

Passing Offense

Year	School	GAvg.
1964	Trinity	125.3
1965	Texas-Arlington	170.3
1966	Lamar	163.6
1967	Texas-Arlington	174.4
1968	Abilene Christian	273.8
1969	Abilene Christian	274.3
1970	Abilene Christian	267.0
1971	Louisiana Tech	218.0
1972	Abilene Christian	197.2
1973	Louisiana Tech	170.5
1974	Louisiana Tech	159.9
1975	Louisiana Tech	222.6
1976	Louisiana Tech	245.2
1977	Louisiana Tech	232.0
1978	Louisiana Tech	185.0
1979	Lamar	248.1
1980	Louisiana Tech	201.9
1981	Lamar	217.6
1982	Louisiana Tech	276.8
1983	Louisiana Tech	209.8
1984	Louisiana Tech	185.6
1985	Louisiana-Monroe	262.9
1986	Louisiana-Monroe	227.4
1987	Louisiana-Monroe	286.6
1988	North Texas	230.0
1989	Stephen F. Austin	362.4
1990	Louisiana-Monroe	207.5
1991	Louisiana-Monroe	220.5
1992	Louisiana-Monroe	249.8
1993	Louisiana-Monroe	283.1
1994	North Texas	268.6
1995	Texas State	248.1
1996	McNeese State	228.8
1997	Jacksonville State	263.3
1998	Nicholls State	215.8
1999	Sam Houston State	296.5
2000	Sam Houston State	212.9
2001	Sam Houston State	280.1
2002	Stephen F. Austin	222.0
2003	Texas State	260.8
2004	Sam Houston State	358.5
2005	Stephen F. Austin	283.5
2006	Texas State	201.4
2007	Central Arkansas	293.0
2008	Stephen F. Austin	345.8
2009	Stephen F. Austin	343.7
2010	Stephen F. Austin	362.2
2011	Stephen F. Austin	318.8
2012	Stephen F. Austin	385.5
2013	Stephen F. Austin	389.0
2014	Lamar	314.3

Total Offense

Year	School	GAvg.
1964	Abilene Christian	292.3
1965	Lamar	317.6
1966	Arkansas State	299.8
1967	Lamar	355.3
1968	Abilene Christian	378.0
1969	Abilene Christian	380.4
1970	Abilene Christian	267.0
1971	Louisiana Tech	411.1
1972	Louisiana Tech	362.6
1973	Louisiana Tech	395.8
1974	Louisiana Tech	370.0
1975	Louisiana Tech	399.4
1976	Louisiana Tech	414.5
1977	Louisiana Tech	385.7
1978	Texas-Arlington	391.0
1979	Texas-Arlington	391.3
1980	McNeese State	379.6
1981	McNeese State	401.2
1982	Louisiana-Monroe	392.3
1983	Louisiana-Monroe	366.8
1984	Arkansas State	359.9
1985	Louisiana-Monroe	381.2
1986	Arkansas State	378.9
1987	Sam Houston State	445.8
1988	Northwestern State	401.4
1989	Stephen F. Austin	487.1
1990	Texas State	361.2
1991	Texas State	381.4
1992	Louisiana-Monroe	453.2
1993	Louisiana-Monroe	472.8
1994	North Texas	392.8
1995	Stephen F. Austin	404.5
1996	Northwestern State	400.5
1997	Stephen F. Austin	408.1
1998	Northwestern State	380.5
1999	Sam Houston State	420.9
2000	McNeese State	387.9
2001	Sam Houston State	437.4
2002	Stephen F. Austin	388.6
2003	Texas State	443.4
2004	Sam Houston State	471.4
2005	Texas State	439.1
2006	Texas State	351.6
2007	Central Arkansas	452.2
2008	McNeese State	464.1
2009	Stephen F. Austin	296.3
2010	Stephen F. Austin	442.9
2011	Stephen F. Austin	439.4
2012	Stephen F. Austin	504.5
2013	Stephen F. Austin	572.0
2014	Lamar	503.0



Scoring Offense

Year	School	GAvg.
1964	Abilene Christian	16.7
1965	Abilene Christian	21.8
1966	Arkansas State	24.7
1967	Lamar	24.8
1968	Texas-Arlington	26.4
1969	Abilene Christian	31.7
1970	Abilene Christian	33.3
1971	Louisiana Tech	27.4
1972	Louisiana Tech	27.1
1973	Louisiana Tech	26.5
1974	Louisiana Tech	29.4
1975	Arkansas State	32.3
1976	Louisiana Tech	30.5
1977	Louisiana Tech	25.5
1978	McNeese State	25.0
1979	Texas-Arlington	31.1
1980	McNeese State	27.6
1981	McNeese State	28.7
1982	Louisiana-Monroe	28.5
1983	North Texas	23.5
1984	Arkansas State	26.9
1985	Arkansas State	26.3
1986	Arkansas State	27.6
1987	Sam Houston State	35.6
1988	Northwestern State	30.2
1989	Stephen F. Austin	36.4
1990	Texas State	24.4
1991	Texas State	27.9
1992	Louisiana-Monroe	35.3
1993	Louisiana-Monroe	39.2
1994	North Texas	29.4
1995	Stephen F. Austin	31.7
1996	Troy	33.4
1997	McNeese State	30.0
1998	McNeese State	33.5
1999	Stephen F. Austin	35.4
2000	McNeese State	27.3
	Troy	27.3
2001	Sam Houston State	37.5
2002	McNeese State	31.9
2003	Nicholls State	35.4
2004	Sam Houston State	37.0
2005	Texas State	37.0
2006	McNeese State	25.2
2007	McNeese State	35.2
2008	Central Arkansas	37.5
	McNeese State	37.5
2009	McNeese State	35.0
2010	Stephen F. Austin	36.2
2011	Sam Houston State	36.9
2012	Sam Houston State	40.0
2013	Sam Houston State	41.1
2014	Central Arkansas	40.7

Rushing Defense

Year	School	GAvg.
1964	Texas-Arlington	144.9
1965	Texas-Arlington	87.7
1966	Trinity	105.5
1967	Trinity	61.2
1968	Arkansas State	105.8
1969	Arkansas State	106.0
1970	Arkansas State	117.5
1971	Louisiana Tech	105.4
1972	Louisiana Tech	128.5
1973	Louisiana Tech	109.7
1974	Arkansas State	110.1
1975	Arkansas State	101.4
1976	McNeese State	164.2
1977	Louisiana Tech	106.1
1978	Arkansas State	144.3
1979	Texas-Arlington	110.3
1980	McNeese State	119.5
1981	Arkansas State	123.5
1982	Louisiana-Monroe	124.1
1983	Louisiana-Monroe	109.8
1984	Arkansas State	78.5
1985	Arkansas State	96.3
1986	Arkansas State	108.8
1987	Sam Houston State	111.8
1988	Stephen F. Austin	83.6
1989	Stephen F. Austin	89.5
1990	Texas State	134.7
1991	McNeese State	99.0
1992	McNeese State	111.8
1993	McNeese State	90.5
1994	Stephen F. Austin	91.0
1995	McNeese State	60.9
1996	Troy	130.5
1997	Troy	96.2
1998	McNeese State	93.1
1999	Troy	97.3
2000	McNeese State	98.5
2001	McNeese State	84.7
2002	Northwestern State	99.4
2003	Northwestern State	112.4
2004	Northwestern State	94.0
2005	Nicholls State	120.0
2006	Northwestern State	119.9
2007	McNeese State	153.2
2008	McNeese State	118.9
2009	Central Arkansas	100.2
2010	Sam Houston State	100.1
2011	Sam Houston State	72.9
2012	Sam Houston State	98.5
2013	Sam Houston State	143.2
2014	McNeese State	112.5

Passing Defense

Year	School	GAvg.
1964	Arkansas State	64.6
1965	Arkansas State	66.0
1966	Trinity	89.2
1967	Arkansas State	111.6
1968	Trinity	168.9
1969	Abilene Christian	136.9
1970	Abilene Christian	126.5
1971	Texas-Arlington	102.9
1972	Louisiana-Lafayette	88.0
1973	Louisiana Tech	74.3
1974	Louisiana Tech	96.7
1975	Lamar	101.2
1976	Lamar	78.9
1977	Louisiana-Lafayette	109.2
1978	Arkansas State	95.8
1979	Louisiana-Lafayette	100.9
1980	Louisiana Tech	120.8
1981	Louisiana-Lafayette	127.4
1982	Arkansas State	160.5
1983	Louisiana Tech	111.4
1984	Louisiana Tech	105.5
1985	McNeese State	149.3
1986	Louisiana-Monroe	131.5
1987	Northwestern State	133.6
1988	McNeese State	127.3
1989	Northwestern State	164.0
1990	Sam Houston State	138.6
1991	Louisiana-Monroe	113.8
1992	Northwestern State	150.8
1993	McNeese State	85.5
1994	Nicholls State	118.8
1995	Texas State	169.0
1996	Stephen F. Austin	127.7
1997	McNeese State	146.5
1998	McNeese State	144.7
1999	Texas State	146.5
2000	Sam Houston State	121.1
2001	McNeese State	168.9
2002	Stephen F. Austin	144.0
2003	Northwestern State	175.2
2004	Northwestern State	180.7
2005	Texas State	177.6
2006	Nicholls State	148.9
2007	Central Arkansas	185.2
2008	Northwestern State	229.5
2009	Central Arkansas	197.8
2010	Central Arkansas	204.2
2011	Stephen F. Austin	177.3
2012	Lamar	199.8
2013	Lamar	197.6
2014	Southeastern Louisiana	178.1



YEARLY LEADERS

HISTORY & RECORDS

Total Defense

Year	School	GAvg.
1964	Arkansas State	195.1
1965	Arkansas State	225.0
1966	Trinity	194.8
1967	Trinity	207.4
1968	Arkansas State	275.5
1969	Arkansas State	309.0
1970	Arkansas State	270.0
1971	Louisiana Tech	272.3
1972	Louisiana Tech	236.1
1973	Louisiana Tech	184.0
1974	Arkansas State	234.5
1975	Arkansas State	215.7
1976	McNeese State	255.2
1977	Louisiana Tech	220.1
1978	Arkansas State	240.1
1979	Texas-Arlington	259.4
1980	Louisiana-Lafayette	294.6
1981	Arkansas State	271.0
1982	Louisiana-Monroe	326.4
1983	Louisiana-Monroe	238.1
1984	Louisiana Tech	233.5
1985	Arkansas State	258.8
1986	Louisiana-Monroe	281.5
1987	Louisiana-Monroe	303.8
1988	Stephen F. Austin	233.8
1989	Northwestern State	321.3
1990	Sam Houston State	279.2
1991	McNeese State	242.4
1992	Louisiana-Monroe	319.3
1993	McNeese State	249.5
1994	McNeese State	259.5
1995	McNeese State	272.1
1996	Nicholls State	278.0
1997	McNeese State	245.3
1998	McNeese State	227.2
1999	Texas State	271.1
2000	McNeese State	261.3
2001	McNeese State	253.6
2002	Northwestern State	276.6
2003	Northwestern State	287.3
2004	Northwestern State	274.7
2005	Nicholls State	308.6
2006	Northwestern State	299.4
2007	Nicholls State	352.5
2008	McNeese State	350.8
2009	Central Arkansas	298.0
2010	McNeese State	343.0
2011	Sam Houston State	279.9
2012	Sam Houston State	333.5
2013	Southeastern Louisiana	386.0
2014	Southeastern Louisiana	293.2

Scoring Defense

Year	School	GAvg.
1964	Arkansas State	7.3
1965	Arkansas State	11.9
1966	Arkansas State	12.1
1967	Arkansas State	12.9
1968	Trinity	14.6
1969	Arkansas State	14.0
1970	Arkansas State	11.3
1971	Louisiana-Lafayette	15.2
1972	Louisiana-Lafayette	11.3
1973	Louisiana Tech	5.9
1974	Louisiana Tech	10.3
1975	Arkansas State	7.4
1976	Louisiana-Lafayette	13.5
1977	Louisiana Tech	12.1
1978	Arkansas State	13.1
1979	McNeese State	9.8
1980	McNeese State	12.5
1981	Arkansas State	14.5
1982	Louisiana Tech	14.3
1983	North Texas	10.6
1984	Louisiana Tech	12.0
1985	McNeese State	11.5
1986	Arkansas State	11.9
1987	Stephen F. Austin	16.6
1988	Stephen F. Austin	10.1
1989	Northwestern State	17.9
1990	Sam Houston State	17.0
1991	McNeese State	12.2
1992	Texas State	17.3
1993	McNeese State	15.5
1994	McNeese State	15.9
1995	McNeese State	8.9
1996	Troy	14.0
1997	McNeese State	10.5
1998	McNeese State	12.4
1999	Troy	18.2
2000	Troy	14.5
2001	McNeese State	17.5
2002	Nicholls State	17.7
2003	Stephen F. Austin	20.9
2004	Stephen F. Austin	23.3
2005	Texas State	20.3
2006	Nicholls State	20.7
2007	McNeese State	18.3
2008	Central Arkansas	25.7
2009	Central Arkansas	17.1
2010	Central Arkansas	21.2
2011	Sam Houston State	14.9
2012	McNeese State	21.2
2013	Southeastern Louisiana	22.7
2014	Southeastern Louisiana	17.7

YEARLY INDIVIDUAL STAT LEADERS



Rushing Yards Per Game

Year	Name, School	Car.	Yds.	Avg.	GAvg.
1964	Dennis Hagaman, ACU	111	487	4.3	48.7
1965	Jacky Roland, ACU	111	598	5.4	66.5
1966	Tery Gwin, ASU	135	607	4.5	67.5
1967	Tom Smiley, LU	174	890	5.1	89.0
1968	Frank McGuigan, ASU	269	1,220	4.5	122.0
1969	Calvin Harrell, ASU	205	841	4.1	105.2
1970	Calvin Harrell, ASU	232	1,131	4.8	125.7
1971	Calvin Harrell, ASU	216	961	4.5	106.8
1972	Enos Hicks, MCN	154	906	5.9	90.6
1973	David Mitchell, ASU	191	968	5.1	96.8
1974	Willie Harris, ASU	150	654	4.4	81.8
1975	Dennis Bolden, ASU	186	1,191	6.4	108.3
1976	Derrick Jensen, UTA	233	1,266	5.9	115.1
1977	Derrick Jensen, UTA	233	1,119	4.8	101.7
1978	Larry Lawrence, ASU	254	1,039	4.1	94.5
1979	Artie Shankle, MCN	202	853	4.2	94.7
1980	Theron McClendon, MCN	237	1,175	5.0	106.8
1981	Buford Jordan, MCN	205	1,267	6.2	115.2
1982	Scotty Caldwell, UTA	212	1,216	5.7	110.5
1983	Buford Jordan, MCN	211	1,007	4.8	125.9
1984	Scotty Caldwell, UTA	231	929	4.0	92.9
1985	Burton Murchison, LU	265	1,547	5.8	140.6
1986	Tony Citizen, MCN	197	1,088	5.5	98.9
1987	Luther Turner, SHSU	225	1,085	4.8	98.6
1988	Bill Jones, TXST	207	876	4.2	79.6
1989	Larry Centers, SFA	245	1,165	4.8	105.9
1990	Reggie Rivers, TXST	215	1,145	5.3	105.9
1991	Roosevelt Potts, ULM	239	1,103	4.6	100.3
1992	Greg Robinson, ULM	159	1,011	6.4	91.9
1993	Irving Spikes, ULM	246	1,563	6.4	142.1
1994	Donald Wilkerson, TXST	302	1,569	5.2	142.6
1995	Clarence Matthews, NSU	230	1,384	6.0	125.8
1996	Claude Mathis, TXST	294	1,593	5.4	144.8
1997	Claude Mathis, TXST	311	1,595	5.1	145.0
1998	Jessie Burton, MCN	197	1,037	5.3	115.2
1999	Tony Taylor, NSU	263	1,441	5.5	131.0
2000	Tony Taylor, NSU	302	1,506	5.0	136.9
2001	Rondy Rogers, JSU	212	1,417	6.7	128.8
2002	Lee Davis, TXST	173	778	4.6	78.8
2003	Vick King, MCN	210	1,240	5.9	112.7
2004	Derrick Johnese, NSU	153	1,094	7.2	91.2
2005	Barrick Nealy, TXST	159	1,057	6.6	75.5
2006	D.D. Terry, SHSU	215	1,328	6.2	132.8
2007	Byron Lawrence, NSU	246	1,377	5.6	125.2
2008	Toddrick Pendland, MCN	219	1,431	6.5	130.1
2009	Brent Grimes, UCA	200	1,222	6.1	101.8
2010	Timothy Flanders, SHSU	172	948	5.5	94.8
2011	Timothy Flanders, SHSU	298	1,644	5.5	109.6
2012	Timothy Flanders, SHSU	288	1,642	5.7	109.5
2013	Timothy Flanders, SHSU	241	1,430	5.9	102.1
2014	Gus Johnson, SFA	256	1,683	6.6	129.5

Total Passing Yards

Year	Name, School	Att.-Cmp.-Int.	TD	Yds.
1964	Les Obie, TU	174-91-4	7	937
1965	Les Obie, TU	269-130-19	8	1,434
1966	Phil Primm, LU	202-102-9	16	1,549
1967	Randy McCollum, LU	232-115-8	14	1,533
1968	Jim Lindsey, ACU	396-204-19	18	2,717
1969	Jim Lindsey, ACU	391-207-19	19	2,686
1970	Jim Lindsey, ACU	369-198-20	22	2,707
1971	Ken Lantrip, LTU	221-119-12	13	2,105
1972	Clint Longley, ACU	332-161-21	9	2,062
1973	Denny Duron, LTU	199-93-8	13	1,607
1974	Barry Pollard, ULL	169-75-13	4	848
1975	Steve Haynes, LTU	104-66-6	9	1,066
1976	Steve Haynes, LTU	216-120-11	16	1,981
1977	Keith Thibodeaux, LTU	260-137-17	9	2,384
1978	Larry Haynes, LU	184-92-11	8	1,261
1979	Larry Haynes, LU	398-231-18	21	2,637
1980	Matt Dunigan, LTU	313-149-13	9	1,939
1981	Fred Hesson, LU	366-180-16	14	2,108
1982	John Holman, ULM	462-218-16	20	2,964
1983	David Brewer, LTU	329-161-21	9	1,848
1984	Don Richards, MCN	217-112-9	2	1,449
1985	Bubby Brister, ULM	342-191-14	17	2,880
1986	Scott Dieterich, MCN	279-141-11	9	2,031
1987	Stan Humphries, ULM	338-176-15	18	2,622
1988	Scott Davis, UNT	270-158-15	12	2,409
1989	Todd Hammel, SFA	401-238-13	34	3,915
1990	Doug Pederson, ULM	341-190-14	9	2,152
1991	Eric Acheson, MCN	195-83-11	1	975
1992	Wendal Lowrey, ULM	227-147-9	16	2,190
1993	Robert Cobb, ULM	345-197-8	29	3,008
1994	Mitch Maher, UNT	319-202-12	25	2,840
1995	David Williams, TXST	349-187-13	18	2,395
1996	Tim Leger, MCN	288-143-18	15	2,361
1997	Blake Prejean, MCN	266-161-9	13	2,420
1998	Brad Zeller, NICH	370-202-12	13	2,367
1999	Chris Chaloupka, SHSU	271-168-13	21	2,503
2000	Slade Nagle, MCN	285-160-18	15	1,983
2001	Josh McCown, SHSU	341-210-8	29	2,884
2002	Scott Pendarvis, MCN	289-163-6	11	2,050
2003	Barrick Nealy, TXST	473-240-17	21	2,608
2004	Dustin Long, SHSU	531-333-18	39	3,277
2005	Barrick Nealy, TXST	363-208-9	21	2,875
2006	Danny Southall, SFA	294-169-4	8	1,877
2007	Nathan Brown, UCA	377-256-10	26	3,084
2008	Jeremy Moses, SFA	598-352-20	41	4,026
2009	Jeremy Moses, SFA	385-566-21	40	4,124
2010	Jeremy Moses, SFA	336-550-7	34	3,998
2011	Nathan Dick, UCA	258-402-9	32	3,275
2012	Brady Attaway, SFA	334-570-21	29	3,671
2013	Brady Attaway, SFA	349-584-21	32	4,268
2014	Caleb Berry, LU	269-459-13	33	3,709



YEARLY INDIVIDUAL STAT LEADERS

HISTORY & RECORDS

Total Offense

Year	Name, School	TP	Rush	Pass	Yds.
1964	Les Obie, TU	205	47	937	984
1965	Les Obie, TU	342	155	1,434	1,589
1966	Phil Primm, LU	276	211	1,549	1,760
1967	Mike Baylor, UTA	307	177	1,384	1,561
1968	Jim Lindsey, ACU	515	23	2,717	2,740
1969	Jim Lindsey, ACU	450	-40	2,686	2,646
1970	Jim Lindsey, ACU	440	-15	2,707	2,654
1971	Ken Lantrip, LTU	323	128	2,105	2,233
1972	Clint Longley, ACU	409	160	2,062	2,222
1973	Denny Duron, LTU	260	56	1,607	1,663
1974	Johnnie Thibodeaux, MCN	268	319	1,221	1,540
1975	Roy Henry, ULL	230	301	1,135	1,436
1976	Steve Haynes, LTU	259	-112	1,981	1,869
1977	Keith Thibodeaux, LTU	340	-59	2,384	2,325
1978	Roy Dewalt, UTA	316	841	870	1,711
1979	Larry Haynes, LU	449	-221	2,637	2,416
1980	Matt Dunigan, LTU	430	-73	1,939	1,866
1981	Matt Dunigan, LTU	425	54	1,898	1,952
1982	Matt Dunigan, LTU	527	113	2,843	2,964
1983	Tim Langford, ASU	341	573	1,156	1,729
1984	Don Richards, MCN	330	158	1,449	1,607
1985	Bubby Brister, ULM	425	-176	2,880	2,704
1986	Scott Dieterich, MCN	344	-34	2,031	1,997
1987	Stan Humphries, ULM	414	146	2,622	2,768
1988	Scott Davis, UNT	434	439	2,409	2,848
1989	Todd Hammel, SFA	487	-92	3,915	3,823
1990	Scott Davis, UNT	462	643	1,550	2,193
1991	Gilbert Price, TXST	391	837	954	1,791
1992	Mitch Maher, UNT	386	167	2,090	2,257
1993	Robert Cobb, ULM	373	-43	3,008	2,965
1994	Mitch Maher, UNT	398	175	3,015	3,190
1995	David Williams, TXST	390	-9	2,395	2,386
1996	Tim Leger, MCN	407	187	2,361	2,548
1997	Montressa Kirby, JSU	490	101	2,816	2,917
1998	Brad Zeller, NICH	509	582	2,367	2,949
1999	Chris Chaloupka, SHSU	301	36	2,503	2,539
2000	Slade Nagle, MCN	298	-25	1,983	1,958
2001	Josh McCown, SHSU	431	354	2,884	3,238
2002	Scott Pendarvis, MCN	354	-65	2,050	1,985
2003	Barrick Nealy, TXST	606	261	3,129	3,390
2004	Dustin Long, SHSU	576	-12	4,588	4,576
2005	Barrick Nealy, TXST	522	1,057	2,875	3,932
2006	Danny Southall, SFA	403	418	1,877	2,295
2007	Nathan Brown, UCA	438	132	2,084	3,216
2008	Rhett Bomar, SHSU	517	187	3,355	3,542
2009	Jeremy Moses, SFA	617	37	4,161	4,124
2010	Jeremy Moses, SFA	566	-68	3,998	3,930
2011	Nathan Dick, UCA	461	108	3,275	3,383
2012	Brady Attaway, SFA	590	-153	3,671	3,518
2013	Brady Attaway, SFA	600	-58	4,268	4,210
2014	Caleb Berry, LU	555	226	3,709	3,935

Receiving Yards

Year	Name, School	Rec.	Yds.	TD	CPG
1964	Johnnie Jones, TU	36	358	2	3.6
1965	Truman Franks, TU	73	765	3	7.3
1966	Jackie Hall, TU	40	405	0	4.4
1967	Gerald Jumper, ASU	47	727	0	5.2
1968	Bill Lockey, ACU	66	982	9	6.6
1969	Ronnie Vinson, ACU	82	1,214	9	8.2
1970	Ronnie Vinson, ACU	60	1,042	9	5.5
1971	Bill Hodge, TU	50	740	4	5.0
1972	Roger Carr, LTU	40	1,018	5	3.6
1973	Joe Browser, LU	38	545	3	3.8
1974	Pat Tilley, LTU	29	497	4	3.6
1975	Pat Tilley, LTU	53	926	6	5.3
1976	Billy Ryckman, LTU	77	1,382	10	7.0
1977	Rod Foppe, LTU	59	1,274	5	5.4
1978	Scotter Spruiell, LTU	37	642	4	4.1
1979	Howard Robinson, LU	59	842	12	5.4
1980	Sam Choice, LU	34	579	4	3.1
	Alfred Mask, LU	34	368	3	3.1
	Leland Padgett, LTU	34	547	2	3.1
1981	Herbert Harris, LU	61	911	7	5.6
1982	Tag Rome, ULM	46	604	4	4.2
1983	Karl Terrebonne, LTU	43	523	1	3.9
1984	Joey Evans, ULM	47	672	4	4.3
1985	Keith Arbon, UTA	54	860	3	4.9
1986	Flip Johnson, MCN	62	939	7	5.6
1987	Eric Tennessee, TXST	49	749	4	4.9
1988	Jackie Harris, ULM	43	512	2	6.1
1989	Cisco Richard, ULM	61	481	1	5.6
1990	Eric Wright, SFA	47	713	10	5.2
1991	Eric Cox, ULM	49	535	0	4.5
1992	Vincent Brisby, ULM	56	1,050	9	5.6
1993	Blake Vincent, SHSU	46	643	1	4.2
1994	David Brown, UNT	63	977	11	5.7
1995	Terence Davis, MCN	46	890	13	4.2
1996	Michael Pearce, SFA	53	620	1	4.8
1997	Ronald Bonner, JSU	61	1,005	8	5.6
1998	Matt Dominguez, SHSU	57	805	6	5.2
1999	Matt Dominguez, SHSU	66	1,156	13	6.0
2000	Matt Dominguez, SHSU	44	495	4	4.4
2001	Jonathon Cooper, SHSU	78	1,304	17	7.1
2002	Jason Mathenia, SHSU	52	749	2	4.7
2003	B.J. Sams, MCN	63	889	7	5.3
2004	Jarrold Fuller, SHSU	99	1,383	8	7.1
2005	Markee White, TXST	56	786	5	4.3
2006	Crawford Kilpatrick, SLU	47	391	3	4.3
2007	Cameron Luke, TXST	60	1,035	12	5.4
2008	Duane Brooks, SFA	68	863	4	6.8
2009	Duane Brooks, SFA	117	1,070	6	9.0
2010	Cordell Roberson, SFA	61	1,011	16	5.1
2011	J.J. Hayes, LU	53	951	8	4.8
2012	Cordell Roberson, SFA	77	1,006	10	8.6
2013	Tyler Boyd, SFA	79	1,183	8	6.6
2014	Mark Roberts, LU	46	1,157	13	3.8

YEARLY INDIVIDUAL STAT LEADERS




All-Purpose Yards

Year	Name, School	Rush	Rcv.	Ret.	Yds.
1978	Larry Lawrence, ASU	1,039	151	16	1,206
1979	Rodney Smith, ULL	782	156	576	1,514
1980	Theron McClendon, MCN	1,175	84	89	1,348
1981	Burford Jordan, MCN	1,267	106	234	1,607
1982	Scotty Caldwell, UTA	1,216	336	0	1,552
1983	Bobby Craighead, ULM	982	127	449	1,558
1984	Simon Jordan, MCN	1,020	186	0	1,206
1985	Burton Murchison, LU	1,547	40	0	1,587
1986	Flip Johnson, MCN	74	939	682	1,695
1987	Jeff Steele, ULM	196	397	761	1,354
1988	Jeff Steele, ULM	114	188	1,013	1,315
1989	Barry Centers, SFA	1,165	630	22	1,817
1990	Reggie Rivers, TXST	1,145	89	374	1,608
1991	Roosevelt Potts, ULM	1,103	171	0	1,274
1992	Roosevelt Potts, ULM	1,004	262	0	1,266
1993	Irving Spikes, ULM	1,563	150	0	1,713
1994	Donald Wilkerson, TXST	1,569	131	348	2,048
1995	Clarence Matthews, NSU	1,384	194	699	2,277
1996	Claude Mathis, TXST	1,593	80	178	1,851
1997	Claude Mathis, TXST	1,595	42	162	1,799
1998	Jessie Burton, MCN	1,037	145	55	1,237
1999	KaRon Coleman, SFA	929	219	489	1,637
2000	Tony Taylor, NSU	1,506	122	141	1,769
2001	Rondy Rogers, JSU	1,417	186	0	1,603
2002	Tony Tompkins, SFA	688	255	852	1,795
2003	B.J. Sams, MCN	299	889	815	2,003
2004	Tony Tompkins, SFA	66	821	656	1,543
2005	Barrick Nealy, TXST	1,057	31	0	1,088
2006	D.D. Terry, SHSU	1,328	237	0	1,565
2007	Jay Lucas, SLU	1,239	485	0	1,724
2008	Karrington Bush, TXST	1,065	210	1,055	2,330
2009	Vincent Pervis, SFA	919	177	455	1,551
2010	Gralyn Crawford, SFA	5	981	286	2,207
2011	Timothy Flanders, SHSU	1,644	414	0	2,058
2012	Trey Diller, SHSU	62	927	882	1,871
2013	Diontae Spencer, MCN	55	835	1,005	1,895
2014	Ed Eagan, NSU	7	908	1,254	2,169

All-Purpose Running statistics were not compiled prior to the 1978 season.

Scoring

Year	Name, School	TD	XP	FG	Pts.
1964	Obert Logan, TU	11	0	0	66
1965	Darrell LaFitte, LU	7	2	0	44
1966	Steve Gankiewicz, ASU	13	0	0	78
1967	Steve Gankiewicz, ASU	9	0	0	54
1968	Frank McGuigan, ASU	15	2	0	92
1969	Ronnie Vinson, ACU	9	2	0	56
	Skipper Butler, UTA	0	23	11	56
1970	Don Harr, ACU	13	0	0	78
	Calvin Harrell, ASU	13	0	0	78
1971	Charles McDaniel, LTU	17	2	0	104
1972	Glenn Berteau, LTU	11	2	0	68
1973	Steve Burks, ASU	18	2	0	110
1974	Charles McDaniel, LTU	15	0	0	90
1975	David Hines, ASU	17	0	0	102
1976	Arry Moody, LTU	17	4	0	106
1977	John Roveto, ULL	0	24	19	81
1978	George Yates, LTU	10	0	0	60
1979	Brian Happel, UTA	0	40	12	76
1980	Don Stump, MCN	0	33	9	60
1981	Burford Jordan, MCN	18	2	0	110
1982	Scotty Caldwell, UTA	13	2	0	80
1983	Tony Whittington, MCN	0	19	17	70
1984	Rickey Jemison, ASU	11	0	0	66
1985	George Benyola, LTU	0	23	24	95
1986	Scott Roper, ASU	0	33	21	96
1987	Luther Turner, SHSU	20	0	0	120
1988	Keith Chapman, UNT	0	37	19	94
1989	Tony Citizen, MCN	15	2	0	92
1990	Eric Wright, SFA	10	4	0	64
1991	Todd Scott, TXST	12	0	0	72
1992	Greg Robinson, ULM	14	0	0	84
1993	Jose Larios, MCN	0	32	22	98
1994	Jose Larios, MCN	0	30	13	69
1995	Clarence Matthews, NSU	13	0	0	78
	Terence Davis, MCN	13	0	0	78
1996	Claude Mathis, TXST	17	0	0	102
1997	Shonz LaFrenz, MCN	0	37	17	88
1998	Jessie Burton, MCN	19	0	0	114
1999	KaRon Coleman, SFA	16	2	0	98
2000	Lawrence Tynes, TROY	0	36	16	84
2001	Jonathon Cooper, SHSU	17	0	0	102
2002	John Marino, MCN	0	52	14	94
2003	John Marino, MCN	0	45	16	93
2004	Lance Garner, SHSU	0	57	16	105
2005	Broderick Cole, NICH	13	0	0	78
2006	D.D. Terry, SHSU	16	0	0	98
2007	Jay Lucas, SLU	15	0	0	90
2008	Brent Grimes, UCA	21	0	0	126
2009	Toddrick Pendland, MCN	19	0	0	118
2010	Cordell Roberson, SFA	16	2	0	98
2011	Timothy Flanders, SHSU	24	0	0	144
2012	Miguel Antonio, SHSU	0	73	20	133
2013	Seth Sebastian, SLU	0	66	16	114
2014	Gus Johnson, SFA	23	0	0	138



Jim Lindsey, Abilene Christian

1964

First Team – Quarterback: Lee Obie, TU. Backs: Obert Logan, TU; Dennis Hagaman, ACU; Mike Love, ACU. Ends: Bill Pagano, ASU; Johnny Jones, TU; Linemen: Larry Cox, ACU; Jack Hall, UTA; Anthony Gillory, LU; Dan Summers, ASU; Vernon McManus, LU.

1965

Offense – Quarterback: Phil Primm, LU. Backs: Jackie Hall, Trinity; Harold LaFitte, LU; Mike Love, ACU. Ends: Truman Franks, TU; Bill Kilgore, LU. Linemen: Larry Cox, ACU; Ed Marcontell, LU; Ken LaJudice, UTA; Wade McLeod, ACU; Dan Summers, ASU; Bob Utley, UTA.

Defense – Linemen: Edwin Ckudre, TU; Dick Croxton, LU; Ken Ozee, UTA; H.K. Reeves, ASU. Linebackers: Mike Berta, ASU; Steve Jackson, UTA; Vernon McManus, LU. Backs: Mike Allman, LU; Tommy Young, ACU; Jake David, Lamar; Dick Ritchey, ASU.

1966

Offense – Quarterback: Phil Primm, LU; Donnie Witwiski, TU. Backs: Jackie Hall, TU; Terry Gwin, ASU; Tom Smiley, LU. Ends: Gerald Jumper, ASU; Johnny Fuller, LU. Linemen: Ken Riley, UTA; Ed Marcontell, LU; Bob Diem, UTA; Spergon Wynn, LU; Ron Worthen, ASU.

Defense – Linemen: Melvin Witt, UTA; Dick Croxton, LU; Marvin Upshaw, TU; Ken Ozee, UTA. Linebackers: Bernard Erickson, ACU; Billy Woodlee, TU; Danny Jones, LU. Backs: Dick Ritchey, ASU; Robert Willbanks, UTA; Jack David, LU; Mike Barnes, UTA.

1967

Offense – Quarterback: Mike Baylor, UTA. Backs: Tom Smiley, LU; Bill Kilgore, LU; Danny Griffin, UTA. Ends: Johnny Fuller, LU; Jimmy Thomas, UTA. Linemen: Bob Rash, ACU; Ken Riley, UTA; Spergon Wynn, LU; Bob Diem, UTA; Ron Worthen, ASU; Darrell Mingle, LU. Kicker: Skipper Butler, UTA.

Defense – Linemen: Dick Croxton, LU; William Hines, TU; Marvin Upshaw, TU; Clovis Swinney, ASU. Linebackers: Richard Bjerke, LU; Bill Bergey, ASU; Fred Doerr, UTA. Backs: Robert Willbanks, UTA; Dick Ritchey, ASU; Bill Groberg, LU; Dean Bagley, ACU. Punter: Kevin McClelland, ASU.

1968

Offense – Quarterback: Jim Lindsey, ACU. Backs: Frank McGuigan, ASU; Danny Griffin, UTA; Pat Holder, ACU. Ends: Bill Lockety, ACU; Dick Hill, UTA. Linemen: Bob Rash, ACU; Jack Smith, ASU; Greg Bailey, UTA; Jim Anderson, TU; Dan Buckley, ASU. Kicker: Skipper Butler, UTA.

Defense – Linemen: William Hines, TU; Gary Crane, ASU; Richard Cummings, LU; Clovis Swinney, ASU; Greg Lens, TU. Linebackers: Bill Bergey, ASU; Chip Bennett, ACU; Fred Gough, UTA. Backs: Jim Marcum, UTA; Mike Stamps, UTA; Benny Lansford, LU; Steve Struble, ASU. Punter: Ronnie Boyette, TU.

1969

Offense – Quarterback: Jim Lindsey, ACU. Backs: Calvin Harrell, ASU; Marshall Walls, ASU; Danny Griffin, UTA; Pat Holder, ACU. Ends: Ronnie Vinson, ACU; Ronnie Gebauer, LU. Linemen: Don Morrison, UTA; Jack Smith, ASU; Bill Phillips, ASU; Mordie Marcontell, LU; Dan Buckley, ASU. Kicker: Skipper Butler, UTA.

Defense – Linemen: Troy Patridge, UTA; Ken Roberts, ACU; Clovis Swinney, ASU; Jack Kiser, ACU; Gary Crockett, LU. Linebackers: Chip Bennett, ACU; David Walls, ASU; Bruce Jackson, TU. Backs: Mickey Eddleman, UTA; Kit Sommers, TU; Jerry Harvey, LU; Donnie Beshears, ASU. Punter: Skipper Butler, UTA.

1970

Offense – Quarterback: Jim Lindsey, ACU. Backs: Calvin Harrell, ASU; Greg Oliver, Trinity; Don Harr, ACU; Chet Douthit, ASU. Ends: Ronnie Vinson, ACU; Steve Lockhart, ASU. Linemen: Bill Keresztury, TU; Wayne Walton, ACU; Bill Phillips, ASU; David Smalley, ACU; Bruce Jackson, TU. Kicker: Bobby Gentry, ASU.

Defense – Linemen: Chip Marcum, ACU; Dave Muckensturm, ASU; Jack Kiser, ACU; Gary Crockett, LU; Jack Stite, ACU. Linebackers: Phil Martin, ACU; Gary Cleve, ASU; Bruce Jackson, TU. Backs: Dennis Meyer, ASU; Ernest Baptist, UTA; Eddy Mendl, ACU; Walter Huntley, TU. Punter: James Hamilton, ASU.

1971

Offense – Quarterback: Ken Lantrip, LTU. Running Backs: Charles McDaniel, LTU; Calvin Harrell, ASU. Ends: Steve Lockhart, ASU; Erick Johnson, LTU. Linemen: Bill Keresztury, TU; Don Blair, ULL; Wayne Dorton, ASU; Louis Age, ULL; Phil Israel, LTU. Wide Receiver: Bill Hodge, TU. Kicker: Joe Duren, ASU.

Defense – Linemen: Steve Majka, TU; Dave Muckensturm, ASU; Fred Dean, LTU; Gary Crockett, LU. Linebackers: Hiram Burleson, UTA; Butch Murray, ASU; Bruce Jackson, TU. Backs: Steve Laidlaw, TU; Ernest Baptist, UTA; Patrick Gibbs, LU; Dennis Meyer, ASU. Punter: Mike Swinney, LTU.

1972

Offense – Quarterback: Denny Duron, LTU. Running Backs: Dexter Bussey, UTA; Dough Matthews, LU; Enos Hicks, MCN. Ends: Roger Carr, LTU; Joe Bowser, LU; Jack DeGrenier, UTA. Linemen: Pat Greer, LTU; Charles Cantrell, LU; Nate Allen, MCN; Don Blair, ULL; Sonny Kennedy, ACU. Kicker: Rhea Coppedge, UTA.

Defense – Linemen: Les Vogel, ULL; Dave Muckensturm, ASU; Fred Dean, LTU; Ken Jones, ASU. Linebackers: Hiram Burleson, UTA; Ken Williams, ULL; Joe McNeely, LTU. Backs: John Causey, LTU; Ernest Baptist, UTA; Rondy Colbert, LU; Billy Blakeman, MCN. Punter: Steve Burks, ASU.

1973

Offense – Quarterback: Denny Duron, LTU. Running Backs: David Mitchell, ASU; Dexter Bussey, UTA; Glen Berteau, LTU. Wide Receivers: Roger Carr, LTU; Joe Bowser, LU. Tight End: James Klipsch, ASU. Linemen: Pat Greer, LTU; James Files, MCN; Doug Lowery, ASU; Jerry Reiman, ASU; Russell Bates, LTU. Kicker: Jerry Pope, LTU.

Defense – Linemen: Les Vogel, ULL; Leon Babineaux, LU; Fred Dean, LTU; Neal O'Brien, ULL. Linebackers: David Neustrom, ULL; Joe McNeely, LTU; Randy Battaglio, MCN. Backs: John Causey, LTU; Wenford Wilborn, LTU; Rondy Colbert, LU; Billy Blakeman, MCN. Punter: Jerry Pope, LTU.

1974

Offense – Quarterback: Johnnie Thibodeaux, MCN. Running Backs: Charles McDaniel, LTU; Willie Harris, ASU; Stan Winfrey, ASU. Wide Receivers: Pat Tilley, LTU; Ron Barnett, UTA. Tight End: Mike Barber, LTU. Linemen: John Manatt, ASU; Roy Waters, LTU; Keith Elliot, Lamar; Randy Crouch, LTU; James Files, MCN. Kicker: Jerry Pope, LTU.

Defense – Linemen: Leon Babineaux, LU; Greg Griffin, MCN; Fred Dean, LTU; Dick Dixon, ASU; Donnie Davis, LU. Linebackers: Rickey Shirley, LTU; Mike Malham, ASU; Ronald Black, LU. Backs: Wenford Wilborn, LTU; Donald Hill, LU; Rondy Colbert, LU; Douglas Dutt, MCN. Punter: Jerry Pope, LTU.

1975

Offense – Quarterback: David Hines, ASU. Running Backs: Leroy Harris, ASU; John Henry White, LTU. Wide Receivers: Pat Tilley, LTU, Ron Barnett, UTA. Tight End: Mike Barber, LTU. Linemen: Bob Beckner, UTA; Gerald Eddings, LTU; Ken Jones, ASU; T.J. Humphreys, ASU; James Files, MCN. Kicker: Rafael Septien, ULL.

Defense – Linemen: Jimmy Lisko, ASU; Robert Speer, ASU; Eddie Morgan, ASU; Dick Dixon, ASU; Rodney Bagley, LTU. Linebackers: Mike Malham, ASU; Jerry Muckensturm, ASU; G.A. Rodrigue, ULL. Backs: Ralph Phillips, MCN; Lloyd Walls, ASU; Donnie Perry, LTU; Preston Lanier, MCN. Punter: Dan Mullen, ASU.

1976

Offense – Quarterback: Roy Henry, ULL. Running Backs: Leroy Harris, ASU; Bobby Wilson, MCN; Derrick Jensen, UTA. Wide Receiver: Billy Ryckman, LTU. Tight End: Brent Albright, UTA. Guards: Bob Beckner, UTA; David Smalls, UTA. Tackles: T.J. Humphreys, ASU; Joel Mullins, ASU. Center: Barry Kimble, MCN. Kicker: Rafael Septien, ULL.

Defense – Ends: Robert Speer, ASU; Keith Walker, ULL. Tackles: Donnie Davis, LU; David Fluke, UTA. Linebackers: Doug Fruge, MCN; Bob Rule, ULL; Willie Thomas, UTA. Cornerbacks: Charles Jefferson, MCN; Bill Bradshaw, UTA. Safeties: Roy Painter, ASU; Larry Anderson, LTU. Punter: Jerry Pope, LTU.

1977

Offense – Quarterback: Keith Thibodeaux, LTU. Running Backs: John Henry White, LTU; Derrick Jensen, UTA; Kevin Bell, LU. Wide Receiver: Rod Foppe, LTU. Tight End: Larry McCartney, LTU. Linemen: Butch Cook, ASU; Hugh Crisp, ASU; Victor Enard, LU; Ken Bonnette, LTU; Dewey Wakefield, UTA. Kicker: John Roveto, ULL.



Stan Humphries, Louisiana-Monroe

Defense – Linemen: Matt Burnett, LU; Ronnie Paggett, LTU; Keith Walker, ULL; Dwight Carey, UTA. Linebackers: Jimmy Blackshire, LTU; Curley White, LTU; Willie Thomas, UTA. Backs: Clarence Wallace, LU; Larry Anderson, LTU; Donnie Perry, LTU; Ron Irving, ULL. Punter: Terry McFarland, MCN.

1978

Offense – Quarterback: Roy Dewalt, UTA. Running Backs: Larry Lawrence, ASU; George Yates, LTU. Wide Receivers: Scooter Spruiell, LTU; Richard Ellender, MCN. Tight End: Danny Garrison, ASU. Linemen: Dewey Wakefield, UTA; Victor Enard, LU; Ray Martin, MCN; C.J. Lottinger, LTU; Jerry Castor, ASU. Kicker: Doug Dobbs, ASU.

Defense – Linemen: Ardis McCann, LTU; Ken Chenier, ULL; Johnny Robinson, LTU; Keith Cox, ASU. Linebackers: Jimmy Blackshire, LTU; Wesley Williams, ASU; Frank Bartley, ULL. Backs: Charles Jefferson, MCN; Ron Irving, ULL; Jean Dornier, LTU; Guy Davis, UTA. Punter: Joe Slayton, ASU.

1979

Offense – Quarterback: Roy Dewalt, UTA. Running Backs: Artie Shankle, MCN; Rodney Smith, ULL. Wide Receivers: Howard Robinson, LU; Harry Price, MCN. Tight End: Alfred Mask, LU. Linemen: Victor Enard, LU; Ray Martin, MCN; Jerry Castor, ASU; Bill Harris, UTA; Jim Downing, MCN; Kevin Kogucz, UTA. Kicker: Don Stump, MCN.

Defense – Linemen: Johnny Robinson, LTU; Andre Young, LTU; Dale Thomas, ULL; Mike Matocha, UTA. Linebackers: Willie Thomas, UTA; Ron Smith, ASU; Kurt Phoenix, LU. Backs: Rodney Breaux, ULL; Zack Jones, LTU; Tim Harris, MCN; Tom Murphy, MCN. Punter: Don Stump, MCN.

1980

Offense – Quarterback: Stephen Starring, MCN. Running Backs: Theron McClendon, MCN; Phillip Jessie, UTA. Wide Receivers: Leland Padgett, LTU; Sam Choice, LU. Tight End: Gary Lewis, UTA. Linemen: Lonnie Collins, MCN; Bret Martin, MCN; Dennis Peoples, ULL; Tyrone Copper, ULL; Joey Gregory, MCN. Kicker: Don Stump, MCN.

Defense – Linemen: Clay Carroll, MCN; Rusty Guilbeau, MCN; Johnny Robinson, LTU; Dale Thomas, ULL. Linebackers: Daryl Burckel, MCN; Bud McCluskey, UTA; Andre Young, LTU. Backs: Robert Davenport, MCN; Johnny Ray Smith, LU; Willie Allen, ULL; Lyn Bankston, LTU. Punter: Bruce Gartman, ASU.

1981

Offense – Quarterback: Stephen Starring, MCN. Running Backs: Buford Jordan, MCN; Maurice Carthon, ASU. Wide Receivers: Mark Brouse, MCN; Herbert Harris, LU. Tight End: Brent Anderson, ULL. Guards: Bret Martin, MCN; Danny Stout, UTA. Tackles: Roy Hinojosa, UTA; Lonnie Collins, MCN. Center: Mark Cannon, UTA. Kicker: Mike Marlow, LU.

Defense – Ends: Rusty Guilbeau, MCN; Andy Martin, ULL. Tackles: Keith Pressley, UTA; Leveren Tillman, ASU. Noseguard: Joey Pender, LTU. Linebackers: Mike Morris, ASU; Tony Boles, LTU. Cornerbacks: Haywood Dejean, LTU; Leonard Smith, MCN. Free Safety: Andre Young, LTU. Strong Safety: Robert Davenport, MCN. Punter: Don Stump, MCN.

1982

Offense – Quarterback: Matt Dunigan, LTU. Running Backs: Buford Jordan, MCN; Scott Caldwell, UTA. Wide Receivers: Austin Kattenbraker, LTU; Tag Rome, ULM. Tight End: Bobby Craighead, ULM. Guards: Danny Stout, UTA; Bret Martin, MCN. Tackles: Lonnie Collins, MCN; Bruce Collie, UTA. Center: Arthur Christophe, ULM. Kicker: Roberto Dager, LTU.

Defense – Ends: Trey Junkin, LTU; Terry Lee Williams, LU. Tackles: Brent Hargrove, UTA; Mike Nickel, LTU. Linebackers: Tony Boles, LTU; Mike Morris, ASU; Ricky Sanders, ULM. Cornerbacks: Leonard Smith, MCN; Rick Fishback, ASU. Free Safety: David Jones, LU. Strong Safety: Bruce Daigle, ULM, Punter: Bruce Gartman, ASU.

1983

Offense – Quarterback: Greg Carter, UNT. Running Backs: Buford Jordan, MCN; Scott Caldwell, UTA. Wide Receivers: Chris Tilley, LTU; Tag Rome, ULM. Tight End: Joey Evans, ULM. Guards: Mike Grantham, ULM; Dan Reeder, UNT. Tackles: Bruce Collie, UTA; Chris Weaver, ULM. Center: Mark Cannon, UTA. Kicker: Jesse Garcia, ULM.

Defense – Ends: Ronnie Hickman, UNT; Barry Broussard, ULM. Tackles: Rayford Cooks, UNT; Benny Jones, ULM. Linebackers: Eugene Seale, LU; Doug Landry, LTU; Lester Harper, UNT. Cornerbacks: David Outley, ULM; Jerome Sims, ASU. Safeties: Bruce Daigle, ULM; Stacy Rayfield, UTA. Punter: John Starnes, UNT.

1984

Offense – Quarterback: Rodney Horn, ULM. Running Backs: Scott Caldwell, UTA; Simon Jordan, MCN. Wide Receivers: Rodney Clay, LU; Keith Ortego, MCN. Tight End: Joey Evans, ULM. Guards: Mike Grantham, ULM; Randy Barnhill, ASU. Tackles: Bruce Collie, UTA; Farrell Wilson, ASU. Center: Ed Troutt, ASU. Kicker: George Benyola, LTU.

Defense – Ends: Walter Johnson, LTU; Marvin Neloms, ASU. Tackles: Donald Washington, LTU; Michael Cline, ASU. Linebackers: Doug Landry, LTU; Eugene Seale, LU; Ronnie Washington, ULM. Cornerbacks: Darrell Slater, ULM; Tim McKyer, UTA. Safeties: Jay Saad, UNT; Doyle Adams, LTU. Punter: John Starnes, UNT.

1985

Offense – Quarterback: Bubby Brister, ULM. Running Backs: Burton Murchison, LU; Rickey Jemison, ASU. Wide Receivers: Chris Jones, ULM; Keith Arbon, UTA. Tight End: Lester Mills, LTU. Guards: Randy Barnhill, ASU; Scott Davis, ULM. Tackles: Ken Hetherington, LTU; Ray Brown, ASU. Center: Clint Hailey, UTA. Kicker: George Benyola, LTU.

Defense – Ends: Walter Johnson, LTU; Marvin Neloms, ASU. Tackles: Michael Cline, ASU; Donald Washington, LTU. Nose Guard: Carter Ray Crawford, ASU. Linebackers: Doug Landry, LTU; Eugene Seale, LU. Cornerbacks: Tim McKyer, UTA; Greg Lee, ASU. Safeties: Doyle Adams, LTU; Mike Turner, ULM. Punter: Rickey Fernandez, LU.

1986

Offense – Quarterback: Dwane Brown, ASU. Running Backs: Rickey Jemison, ASU; Garlon Powell, LTU. Wide Receivers: Paddy Doyle, LTU; Flip Johnson, MCN. Tight End: Tommy Jackson, ULM. Tackles: John Suskie, ASU; Clayton Shoemaker, LTU. Guards: Randy Barnhill, ASU; John Lott, UNT. Center: Jim Wiseman, ASU. Kicker: Scott Roper, ASU.

Defense – Linemen: Marvin Neloms, ASU; Mike Minter, UNT; Charlie Fredrick, ASU; Will Johnson, ULM; Fred Barnes, ASU. Linebackers: Walter Johnson, LTU; Ed Fleming, UNT; Lance White, UNT. Cornerbacks: Greg Lee, ASU; Mike Adams, ASU. Safeties: Vincent Barnett, ASU; Mike Rhone, UNT. Punter: Bron Beal, UNT.

1987

Offense – Quarterback: Stan Humphries, ULM. Running Backs: Luther Turner, SHSU; Darrin Collins, UNT. Wide Receivers: Eric Tennessee, TXST; Mike Manzullo, ULM. Tight End: Ricky Eggleston, SHSU. Tackles: John Clement, ULM; Scott Bowles, UNT. Guards: Floyd George, SHSU; Dwight Poole, UNT. Center: Kendell Nelson. Kicker: Teddy Garcia, ULM.

Defense – Ends: John Kulakowski, NSU; Gordon McFeders, UNT. Tackles: Claude Brumfield, ULM; Tom Middaugh, UNT. Linebackers: Lish Adams, SHSU; Brad Fulks, TXST; Eric Lokey, SFA. Cornerbacks: Kim Phillips, UNT; Richard Green, ULM. Safeties: Cyril Crutchfield, ULM; Billy Anderson, SHSU. Punter: Bron Beal, UNT.

1988

Offense – Quarterback: Scott Davis, UNT. Running Backs: Larry Centers, SFA; Bill Jones, TXST. Wide Receivers: Marcus Camper, UNT; Floyd Turner, NSU. Tight End: Jackie Harris, ULM. Tackles: Scott Bowles, UNT; Glenn Koch, MCN. Guards: Reggie Lawson, ULM; Zane Paschall, UNT. Center: Jeff Jackson, SFA. Kickers: Keith Chapman, UNT; Chuck Rawlinson, SFA.

Defense – Ends: Keith Melcher, SFA; Andre Finley, SHSU. Tackles: David Gibbs, SFA; Rex Johnson, UNT. Linebackers: Eric Lokey, SFA; Lish Adams, SHSU; Leonard Parker, NSU. Cornerbacks: Bruce Alexander, SFA; Kim Phillips, UNT. Safeties: Cyril Crutchfield, ULM; David Whitmore, SFA. Punter: Bron Beal, UNT.

1989

Offense – Quarterback: Todd Hammel, SFA. Running Backs: Larry Centers, SFA; Tony Citizen, MCN. Wide Receivers: Al Edwards, NSU; Pat Jackson, SFA. Tight End: Jackie Harris, ULM. Tackles: Jeff Novak, TXST; Greg Bryant, SFA. Guards: Bo Alexander, SFA; Trent Lee, MCN. Center: Jeff Jackson, SFA. Kicker: Keith Chapman, UNT.

Defense – Ends: Roderick Manning, UNT; Michael Bankston, SHSU. Tackles: Roderick Stansill, SFA; Mike Ober, SHSU. Linebackers: Andre Carron, NSU; Byron Gross, UNT; Rod Moon, ULM. Cornerbacks: Randy Hilliard, NSU; Kip Texada, MCN. Safeties: David Whitmore, SFA; Mike Pierce, MCN. Punter: Bart Bradley, SHSU.

1990

Offense – Quarterback: Scott Davis, UNT. Running Backs: Cisco Richard, ULM; Reggie Rivers, TXST. Wide Receivers: Eric Wright, SFA; John Tappin, NSU. Tight End: Derrick Wright, SFA. Tackles: Scott Bowles, UNT; Jeff Kerby, SHSU. Guards: Reggie Lawson, ULM; Murphy Yates, SHSU. Center: John King, NSU. Kicker: Eric Roberts, MCN.

Defense – Ends: Greg Necaize, NSU; Anthony Williams, ULM. Tackles: Michael Bankston, SHSU; Norman Amos, ULM. Linebackers: Andre Carron, NSU; Rod Moon, ULM; Chad Coleman, TXST; Byron Gross, UNT. Cornerbacks: Kip Texada, MCN; Cedric Walker, SFA. Safeties: Mike Pierce, MCN; Ron Davis, NSU. Punter: Paul Alsbury, TXST.

1991

Offense – Quarterback: Gilbert Price, TXST. Running Backs: Roosevelt Potts, ULM; Jarvis Lillie, NICH. Wide Receivers: Eric Cox, ULM; Vincent Brisby, ULM. Tight End: Bobby Smith, MCN. Offensive Linemen: Ervin Thomas, TXST; Rob Wallow, ULM; Murphy Yates, SHSU; Marcus Spears, NSU; Blayne Rush, MCN. Kicker: Eric Roberts, MCN.

Defense – Defensive Linemen: Michael Bankston, SHSU; Willie Lacy, SHSU; Matt Shepherd, ULM; Michael Walker, NICH. Linebackers: Andre Carron, NSU; David Temple, SFA; Terry Irving, MCN. Cornerbacks: Cedric Walker, SFA; Adrian Hardy, NSU. Safeties: Rod Woodard, TXST; Darryl Pounds, NICH. Punter: Pat Neck, MCN. Return Specialist: Maurice Williams, TXST.

1992

Offense – Quarterback: Wendal Lowrey, ULM. Running Backs: Greg Robinson, ULM; Roosevelt Potts, ULM. Wide Receivers: Vincent Brisby, ULM; Claude Stewart, SHSU. Tight End: Carlos Treadway, NSU. Offensive Linemen: Marcus Spears, NSU; Royce Nelson, NICH; Marty Posey, MCN; Vic Zordan, ULM; Spicer Sigman, TXST. Kicker: Ray Whitehead, TXST.

Defense – Defensive Linemen: Eric Kidd, MCN; Matt Shepherd, ULM; James Folston, ULM; Dana Scott, MCN. Linebackers: Terry Irving, MCN; Bennie Bazley, ULM; Edward Moses, NSU. Cornerbacks: Cedric Walker, SFA; Adrian Hardy, NSU. Safeties: Darryl Pounds, NICH; Curtis Harrison, ULM. Punter: Pat Neck, MCN. Return Specialist: Darius Adams, NSU.

1993

Offense – Quarterback: Robert Cobb, ULM. Running Backs: Irving Spikes, ULM; Charles Harris, SHSU. Wide Receivers: Stepfret Williams, ULM; Adam Henry, MCN. Tight End: Michael Warren, NSU. Offensive Lineman: Marcus Spears, NSU; Raymond Baptiste, ULM; Blayne Rush, MCN; John Barbee, ULM; Spicer Sigman, TXST. Kicker: Jose Larios, MCN.

Defense – Defensive Lineman: Eric Kidd, MCN; James Folston, ULM; Dana Scott, MCN; Victor Carr, TXST. Linebackers: Terry Irving, MCN; Mike Everhart, SFA; Ed Moses, NSU. Defensive Backs: Cedric Walker, SFA; Darryl Pounds, NICH; Lance Guidry, MCN; Zack Bronson, MCN. Punters: Pat Neck, MCN; Josh Farrell, SHSU. Return Specialist: Kevin Washington, ULM.


1994

Offense – Quarterback: Mitch Maher, UNT. Running Backs: Donald Wilkerson, TXST; Clarence Matthews, NSU. Wide Receivers: David Brown, UNT; Chris Jefferson, SFA. Tight End: Luis Silva, UNT. Offensive Linemen: Ronald Cherry, MCN; John Rowland, TXST; Octus Polk, SFA; Michael LeBlanc, NICH; John Dippel, NSU. Kicker: Adam Diel, NICH.

Defense – Defensive Linemen: Chris Roberson, SFA; Dana Scott, MCN; Kavika Pittman, MCN; Elvin Massenburg, SHSU; Willis Hudson, UNT. Linebackers: Vincent Landrum, MCN; Willie Mitchell, SFA; Steve Readeaux, NSU. Cornerbacks: Terrance Shaw, SFA; Clarence Wiggins, NICH. Safeties: Zack Bronson, MCN; Darryl Pounds, NICH. Punter: Brian Desselles, NICH. Return Specialist: Claude Mathis, TXST.

1995

Offense – Quarterback: Kerry Joseph, MCN. Running Backs: Henry Fields, MCN; Clarence Matthews, NSU. Wide Receivers: Terence Davis, MCN; Kevin Goodwin, SFA. Tight End: Kevin Pesak, SHSU. Offensive Linemen: Lee Kirk, SFA; Marsh Buice, MCN; Joey Wylie, SFA; Darius Smith, SHSU; Jayson Hayes, NSU. Kickers: Jose Larios, MCN; Brian Minton, SFA; Marcus Hajdik, SHSU.



Kavika Pittman, McNeese State



Defense—Defensive Linemen: Kavika Pittman, MCN; Greg Bonvillian, MCN; James Kern, SFA; Curtis James, SFA. Linebackers: Vincent Landrum, MCN; Chad Reeves, MCN; Darnell Small, NICH; George Haynes, NSU. Cornerbacks: Damon Gladney, MCN; Tim Denton, SHSU. Safeties: Zack Bronson, MCN; Damiyon Bell, SFA. Punter: Ryan Klaus, SHSU. Return Specialist: Claude Mathis, TXST.

1996

Offense—Quarterback: Tim Leger, MCN, Running Backs: Claude Mathis, TXST; Arrid Gregory, TROY. Wide Receivers: Patrick Palmer, NSU; Chris Jefferson, SFA. Tight End: Kevin Pesak, SHSU. Offensive Linemen: Greg Reynolds, NICH; Greg Studdard, SHSU; Adam Means, TXST; Scott Childers, TROY; Kerry Jenkins, TROY. Place Kicker: Adam Diel, NICH.

Defense—Defensive Linemen: John Emery, NICH; David Carmona, SFA; Pratt Lyons, TROY; Stacy Murry, TROY. Linebackers: Dedrick Manigo, SHSU; Jeremiah Trotter, SFA; Willie Smith, TROY. Cornerbacks: Keith Thibodaux, NSU; Demetric Shipman, TROY. Safety: Zack Bronson, MCN; Shane Black, TROY. Punter: Ryan Klaus, SHSU. Return Specialist: Chris Jefferson, SFA.

1997

Offense—Quarterback: Blake Prejean, MCN. Running Backs: Claude Mathis, TXST; Ronnie Powell, NSU. Wide Receivers: Mikhael Ricks, SFA; Patrick Palmer, NSU. Tight End: Kevin Pesak, SHSU. Offensive Linemen: Reggie Nelson, MCN; Adam Means, TXST; Talton Russell, SFA; Archie Robinson, NSU; Cleve Roberts, TROY. Place Kicker: Shonz LaFrenz, MCN.

Defense—Defensive Linemen: Eugene Garner, SFA; Reggie Lowe, TROY; Blair Bradley, MCN; Marcus Spriggs, TROY. Linebackers: Charles Ayro, MCN; Jeremiah Trotter, SFA; Shawn Stucky, TROY. Cornerbacks: Jermaine Jones, NSU; Clifford Ivory, TROY. Safeties: Clyde Williams, MCN; Tony Maranto, NSU. Punter: Chad Stanley, SFA. Return Specialist: Donnie Ashley, MCN.

1998

Offense—Quarterback: Montressa Kirby, JSU. Running Backs: Tony Taylor, NSU; Jessie Burton, MCN. Wide Receivers: Matt Dominguez, SHSU; Joey Hamilton, JSU. Tight End: Pat Matthews, MCN. Offensive Linemen: Cleve Roberts, TROY; Reggie Nelson, MCN; Mike Funches, NSU; Victor McKnight, SHSU; Jeremy Johnson, SFA. Place Kicker: Shonz LaFrenz, MCN.

Defense—Defensive Linemen: Marcus Spriggs, TROY; Robert Daniel, NSU; Al Lucas, TROY; Robert Martin, NICH. Linebackers: Charles Ayro, MCN; Anthony Rabb, TROY; Murphy Edwards, NICH. Cornerbacks: Jermaine Jones, NSU; Eric Sloan, TROY. Safeties: Tarius Davis, MCN; Mike Green, NSU. Punter: Chad Stanley, SFA, Return Specialist: Eurosius Parker, JSU.

1999

Offense—Quarterback: Chris Chaloupka, SHSU. Running Backs: Tony Taylor, NSU; KaRon Coleman, SFA. Wide Receivers: Matt Dominguez, SHSU; Joey Hamilton, JSU. Tight End: Pat Matthews, MCN. Offensive Linemen: Michael Moore, TROY; William Broussard, NSU; David Walden, SFA; Wes Hines, MCN; Victor McKnight, SHSU. Place Kicker: Shonz LaFrenz, MCN.

Defense—Defensive Linemen: Al Lucas, TROY; Clint Bendele, TXST; Aaron Fields, TROY; Ben McClellan, TXST. Linebackers: Anthony Rabb, TROY; Wayne Cordova, MCN; C.J. Carroll, TXST. Cornerbacks: Eric Sloan, TROY; Darrick Vaughn, TXST. Safeties: Tarius Davis, MCN; Mike Green, NSU. Punter: Rick Barrow, TXST. Return Specialist: KaRon Coleman, SFA.

2000

Offense—Quarterback: Brock Nutter, TROY. Running Backs: Tony Taylor, NSU; Derrick Blaylock, SFA. Full Back: Thad Buttone, TROY. Wide Receivers: Matt Dominguez, SHSU; Jonathan Carter, TROY. Tight End: Keith Heinrich, SHSU. Offensive Linemen: Wes Hines, MCN; Rod Cantu, MCN; Jeremy Sullivan, JSU; Blake Carruthers, TROY; Charles Thomas, TROY. Place Kicker: Lawrence Tynes, TROY.

Defense—Defensive Linemen: Tim Betts, TROY; Jake Morrison, MCN; Clenton Ballard, TXST; Reginald Reddick, SHSU. Linebackers: Nick Colbert, TROY; Myron Coleman, TXST; Kurt Rodriguez, NSU. Cornerbacks: Delvin Hughley, JSU; Terrence McGee, NSU. Safeties: C.J. Carroll, TXST; Keith Davis, SHSU. Punter: Jeremy Thompson, NICH. Return Specialist: Terrence McGee, NSU.

2001

Offense—Quarterback: Josh McCown, SHSU. Running Backs: Rony Rogers, JSU; Jeremy Lofton, NSU. Full Back: Colt Colletti, NICH. Wide Receivers: Jonathon Cooper, SHSU; Anthony Dingle, SFA. Tight End: Keith Heinrich, SHSU. Offensive Linemen: Jeremy Sullivan, JSU; Gene Tennison, NSU; Chase Denton, SHSU; Chuck Thompson, SFA; Doug Wheeler, TXST. Place Kicker: Justin Martinez, TXST.

Defense—Defensive Linemen: Clenton Ballard, TXST; Ahmad Willis, NSU; Michael Adams, SFA; Kelvin Randall, SHSU. Linebackers: Brad Archie, MCN; Greg Pitts, TXST. Cornerbacks: Terrence McGee, NSU; Chris Thompson, NICH. Safeties: Joe Judge, MCN; Keith Davis, SHSU; David Crocker, SFA. Punter: Richie Rhodes, JSU. Return Specialist: Terrence McGee, NSU.

2002

Offense—Quarterback: Josh Son, NICH. Running Backs: Vick King, MCN; Derrick Johnese, NSU. Full Back: Luke Lawton, MCN. Wide Receivers: Jermaine Martin, MCN; Anthony Dingle, SFA. Tight End: Jeff Hamilton, MCN. Offensive Linemen: Jason Davis, MCN; Greg Barnum, SFA; Deon White, JSU; Dwight Hudler, MCN; Matt Deroche, NICH. Place Kicker: John Marino, MCN.

Defense—Defensive Linemen: Roy Locks, NSU; B.J. McNutt, MCN; John Paul Jones, MCN; Ahmad Willis, NSU. Linebackers: Roderick Royal, MCN; Ryan Garrison, MCN; Kurt Rodriguez, NSU. Cornerbacks: Keith Smith, MCN; Chris Thompson, NICH. Safeties: Hadley Prince, MCN; Brent Hafford, SFA. Punter: Richie Rhodes, JSU. Return Specialist: LeJuan Walker, NICH.

2003

Offense—Quarterback: Michael Williams, SFA. Running Backs: Vick King, MCN; Jason Godfrey, SHSU. Full Back: Luke Lawton, MCN. Wide Receivers: B.J. Sams, MCN; Tony Tompkins, SFA. Tight End: Kevin Landry, SFA. Offensive Linemen: Dwight Hudler, MCN; Steve Izevbizua, SHSU; Cody LeBlanc, MCN; Greg Buckley, NSU; David Phillips, SFA. Place Kicker: John Marino, MCN.

Defense—Defensive Linemen: John Paul Jones, MCN; Quintene Newhouse, NSU; Troy Phipps, SHSU; Jerrell Zeno, MCN. Linebackers: Roderick Royal, MCN; Jamall Johnson, NSU; T.J. Dibble, SHSU. Cornerbacks: Keith Smith, MCN; Chris Thompson, NICH. Safeties: Brent Hafford, SFA; David Crocker, SFA. Punter: Cory Elof, TXST. Return Specialist: Chris Crawford, NICH.

2004

Offense—Quarterback: Dustin Long, SHSU. Running Backs: Derrick Johnese, NSU; Colt Colletti, NICH. Full Back: Issa Banna, NSU. Wide Receivers: Jarrod Fuller, SHSU; Jason Mathenia, SHSU. Tight End: Corey Roberts, SHSU. Offensive Linemen: Steve Izevbizua, SHSU; Greg Buckley, NSU; Chris Louvier, SHSU; Cody LeBlanc, MCN; Justin Brown, NSU. Place Kicker: Lance Garner, SHSU.

Defense—Defensive Linemen: Ed Queen, NSU; Quintene Newhouse, NSU; Fred Evans, TXST; Ryan Smith, SFA. Linebackers: Jamall Johnson, NSU; David Simmons, TXST. Cornerbacks: David Pittman, NSU; Mark Hughes, SHSU. Safeties: Russ Washington, NSU; Paul Donelson, SHSU; David Willis, NICH. Punter: Cory Elof, TXST. Return Specialist: Toby Zeigler, NSU.

2005

Offense—Quarterback: Barrick Nealy, TXST. Running Backs: Joseph Tobias, NICH.; Stevie Smith, SHSU. Full Back: Boderick Cole, NICH. Wide Receivers: Felton Huggins, SLU; Markee White, TXST. Tight End: Corey Roberts, SHSU. Offensive Linemen: Jacob Bender, NICH; Tom Keresztury, TXST; Luke Horder, TXST; Cody Strogner, NICH; Brian Booth, NSU. Place Kicker: Stan Jones, TXST.

Defense—Defensive Linemen: Tory Collins, NSU; Fred Evans, TXST; Michael Young, NICH; Travis Upshaw, TXST. Linebackers: Cory Vavala, NICH.; David Simmons, TXST. Cornerbacks: David Pittman, NSU; Walter Musgrove, TXST. Safeties: Russ Washington, NSU; Keldrick Holman, SFA; Joe Oigletree, NICH. Punter: Cory Elof, TXST. Return Specialist: Toby Zeigler, NSU.

- 2006**
Offense – Quarterback: Danny Southall, SFA. Running Backs: D.D. Terry, SHSU; Louie Runnels, SFA. Full Back: Blake Burton, TXST. Wide Receivers: Steven Whitehead, MCN; Carlese Franklin, MCN. Tight End: Blake Martin, SHSU. Offensive Linemen: Brent Pousson, MCN; Jacob Bender, NICH; Lance Hancock, SHSU; Donald Usry, SLU; Brandon Hale, SHSU. Place Kicker: Blake Bercegeay, MCN.
- Defense** – Defensive Linemen: Bryan Smith, MCN; Ed Queen, NSU; Tory Collins, NSU; Kirby Joseph, MCN. Linebackers: Cory Vavala, NICH; Jeremy Castillo, TXST. Defensive Backs: Walter Musgrove, TXST; Russ Washington, NSU; Keldrick Holman, SFA; Toney Edison, NICH; Janelle Juneau, MCN. Punter: Chris MacDonald, TXST. Return Specialist: Steven Whitehead, MCN.
- 2007**
Offense – Quarterback: Nathan Brown, UCA. Running Backs: Jay Lucas, SLU; Byron Lawrence, NSU. Full Back: Broderick Cole, NICH. Wide Receivers: Carlese Franklin, MCN; Cameron Luke, TXST. Tight End: Blake Martin, SHSU. Offensive Linemen: Brandon Hale, SHSU; Demetress Bell, NSU; Eman Naghavi, MCN; Brad Gordon, UCA; Ben Gombossy, NICH. Place Kicker: Jeff Turner, SLU.
- Defense** – Defensive Linemen: Bryan Smith, MCN; Taylor Scott, UCA; Vaalyn Jackson, MCN; Chris Brown, SHSU. Linebackers: Trey Bennett, MCN; Allen Nelson, MCN. Defensive Backs: Lardarius Webb, NICH; Kareem Moore, NICH; Tristan Jackson, UCA; Bryan Richmond, SHSU; Jonathan Walker, MCN. Punter: Chris MacDonald, TXST. Return Specialist: Tristan Jackson, UCA.
- 2008**
Offense – Quarterback: Nathan Brown, UCA. Running Backs: Toddrick Pendland, MCN; Karrington Bush, TXST. Fullback: Blake Burton, TXST. Wide Receivers: Cameron Luke, TXST; Dominique Edison, SFA. Tight End: Marquez Branson, UCA. Offensive Linemen: Eman Naghavi, MCN; Kyle Link, MCN; Lane Freiwald, UCA; Jeff Bowen, TXST; Jeremy Ford, UCA. Place Kicker: Robert Weeks, NSU.
- Defense** – Defensive Linemen: Larry Hart, UCA; Tim Knicky, SFA; Vaalyn Jackson, MCN; Chris Brown, SHSU. Linebackers: Allen Nelson, MCN; Jabara Williams, SFA. Defensive Backs: Lardarius Webb, NICH; Tommy Connors, SLU; Pieri Feazell, UCA; Wesley Eckles, NSU; Anthony Eckles, NSU. Punter: Patrick Dolan, NICH. Return Specialists: Lardarius Webb, NICH.
- 2009**
Offense – Quarterback: Derrick Fourroux, MCN. Running Backs: Toddrick Pendland, MCN; Brent Grimes, UCA. Fullback: Marlin Meeks, NICH. Wide Receivers: Duane Brooks, SFA; Jason Madkins, SHSU. Tight End: Wes Mangan, MCN. Offensive Linemen: D.J. Hall, TXST; Lane Freiwald, UCA; Hunter Schmidt, SHSU; Casey Richter, MCN; Karl Glimp, SFA. Place Kicker: Eddie Carmona, UCA.
- Defense** – Defensive Linemen: Larry Hart, UCA; Tim Knicky, SFA; Desmond Lighten, MCN; Albert Smith, NSU. Linebackers: Jabara Williams, SFA; Mark Newbill, SLU. Defensive Backs: Re'Keem Wilson, SLU; Pieri Feazell, UCA; Cory Barlow, SFA; Malcolm Bronson, MCN; Darrell Jenkins, MCN. Punter: Patrick Dolan, NICH. Return Specialist: Mishak Rivas, TXST.
- 2010**
Offense – Quarterback: Jeremy Moses, SFA. Running Backs: Timothy Flanders, SHSU; Andre Anderson, MCN. Halfback: Gralyn Crawford, SFA. Wide Receivers: Cordell Roberson, SFA; Da'Marcus Griggs, TXST. Tight End: Corday Clark, MCN. Offensive Linemen: Michael Booker, NSU; George Bias, SFA; Miguel Gauthreaux, MCN; D.J. Hall, TXST; Austin Emerson, UCA. Place Kicker: Josh Lewis, MCN.
- Defense** – Defensive Linemen: Markell Carter, UCA; Kenneth Charles, SFA; Sean Warren, SFA; Desmond Lighten, MCN. Linebackers: Jabara Williams, SFA; Derek Rose, NSU. Defensive Backs: Malcolm Bronson, MCN; Bobby Felder, NICH; Tommy Connors, SLU; Kenneth Jenkins, SHSU; Josh Aubrey, SFA. Punter: Patrick Dolan, NICH. Return Specialist: Gralyn Crawford, SFA.
- 2011**
Offense – Quarterback: Nathan Dick, UCA. Running Backs: Timothy Flanders, SHSU; Andre Anderson, MCN. Halfback: Richard Sincere, SHSU. Wide Receivers: Cordell Roberson, SFA; Simmie Yarborough, SLU. Tight End: Justin Aldredge, NSU. Offensive Linemen: Travis Watson, SHSU; Chris Crockett, SHSU; Dominique Allen, UCA; George Bias, SFA; Alec Savoie, MCN. Place Kicker: John Shaughnessy, NSU.
- Defense** – Defensive Linemen: J.T. Cleveland, SHSU; Desmond Lighten, MCN; Jermayne Lett, UCA; Willie Jefferson, SFA. Linebackers: Will Henry, SHSU; Seth Allison, UCA. Defensive Backs: Darnell Taylor, SHSU; Malcolm Bronson, MCN; Bobby Felder, NICH; Kenneth Jenkins, SHSU; Darrell Jenkins, MCN. Punter: Cory Kempf, NICH. Return Specialist: Chika Madu, NICH.
- 2012**
Offense – Quarterback: Wynrick Smothers, UCA. Running Backs: Timothy Flanders, SHSU; Gus Johnson, SFA. Tight End/Halfback: T.J. Johnson, SHSU. Wide Receivers: Cordell Roberson, SFA; Jesse Grandy, UCA; Dominique Croom, UCA. Offensive Linemen: Corey Howard, UCA; Kaleb Hopson, SHSU; John Steel, SFA; Arinze Agada, MCN; Chris Rogers, SHSU. All-Purpose: Richard Sincere, SHSU. Place Kicker: Eddie Camara, UCA.
- Defense** – Defensive Linemen: Willie Jefferson, SFA; J.T. Cleveland, SHSU; Jonathan Woodard, UCA; Darren Robinson, SFA. Linebackers: Darius Taylor, SHSU; Seth Allison, UCA; Derek Rose, NSU. Defensive Backs: Darnell Taylor, SHSU; Robert Alford, SLU; Dax Swanson, SHSU; Josh Aubrey, SFA; Jestin Love, UCA. Punter: Matt Foster, SHSU. Kick Return Specialist: Jesse Grandy, UCA; Punt Return Specialist: Jesse Grandy, UCA.
- 2013**
Offense – Quarterback: Bryan Bennett, SLU. Running Backs: Marcus Wiltz, MCN; Timothy Flanders, SHSU. Tight End/Halfback: Nic Jacobs, MCN. Wide Receivers: Torrance Williams, SHSU; Diontae Spencer, MCN; Michael Brooks, SFA. Offensive Lineman: Arinze Agada, MCN; Antoine Everett, MCN; Gasten Gabriel, SLU; Marshall Paris, SLU; Donald Jackson, SHSU. All-Purpose: Xavier Roberson, SLU. Place Kicker: Seth Sebastian, SLU.
- Defense** – Defensive Linemen: Jesse Dickson, LU; Jonathan Woodard, UCA; Everett Ellefsen, MCN; Markeith Gaines, UCA. Linebackers: Justin Heard, UCA; Cquelin Hubert, SLU; Eric Fiello, SHSU. Defensive Backs: Bookie Sneed, SHSU; Guy Morgan, MCN; Marcus Peters, UCA; Tyrus McGlothen, LU; Harlan Miller, SLU. Punter: Kollin Kahler, LU. Kick Return Specialist: Xavier Roberson, SLU; Punt Return Specialist: Torrance Williams, SHSU.
- 2014**
Offense – Quarterback: Bryan Bennett, SLU. Running Backs: Gus Johnson, SFA; Keshawn Hill, SHSU. Tight End/Halfback: Noah Cheshier, ACU. Wide Receivers: Dezmin Lewis, UCA; Mark Roberts, LU; Ed Eagan, NSU. Offensive Lineman: Cole Carruthers, UCA; Antoine Everett, MCN; Donald Jackson III, SHSU; Jonathan Braddock, SLU; Byron Williams, SFA. All-Purpose: Ed Eagan, NSU. Place Kicker: Ryan Adams, SLU.
- Defense** – Defensive Linemen: P.J. Hall, SHSU; Jonathan Woodard, UCA; Kevin Dorn, MCN; Nick Richardson, ACU. Linebackers: Isiah Corbett, SLU; Collin Garrett, SFA; Marion Chapman, NSU. Defensive Backs: Imoan Claiborne, NSU; Aaron Sam, MCN; Trenier Orr, SHSU; Michael Wade, SHSU; Harlan Miller, SLU. Punter: Lachlan Edwards, SHSU. Kick Return Specialist: Jatavious Wilson, UCA; Punt Return Specialist: Ed Eagan, NSU.



Timothy Flanders, Sam Houston State




THREE & FOUR TIME SELECTIONS

Four-Time Selections

Zack Bronson, McNeese State	1993-96
Fred Dean, Louisiana Tech	1971-74
Timothy Flanders, Sam Houston State	2010-13
Claude Mathis, Texas State	1994-97
Darryl Pounds, Nicholls	1991-94
Cedric Walker, Stephen F. Austin.....	1990-93

Three-Time Selections

Michael Bankston, Sam Houston State	1989-91
Ernest Baptist, Texas-Arlington.....	1970-72
Randy Barnhill, Arkansas State.....	1984-86
Bron Beal, North Texas.....	1986-88
Scott Bowles, North Texas	1987-88, 1990
Malcolm Bronson, McNeese State	2009-11
Skipper Butler, Texas-Arlington.....	1967-69
Scotty Caldwell, Texas-Arlington.....	1982-84
Andre Carron, Northwestern State	1989-91
Rondy Colbert, Lamar	1972-74
Bruce Collie, Texas-Arlington	1982-84
Lonnie Collins, McNeese State.....	1980-82
Gary Crockett, Lamar	1969-71
Dick Croxton, Lamar	1965-67
Patrick Dolan, Nicholls	2008-10
Matt Dominguez, Sam Houston State.....	1998-00
Cory Eloff, Texas State	2003-05
Victor Enard, Lamar	1977-79
James Files, McNeese State	1973-75
Danny Griffin, Texas-Arlington	1967-69
Calvin Harrell, Arkansas State.....	1969-71
Terry Irving, McNeese State.....	1991-93
Bruce Jackson, Trinity.....	1969-71
Walter Johnson, Louisiana Tech.....	1984-86
Buford Jordan, McNeese State	1981-83
Shonz LaFrenz, McNeese State.....	1997-99
Doug Landry, Louisiana Tech	1983-85
Desmund Lighten, McNeese State	2009-11
Jim Lindsey, Abilene Christian	1968-70
Bret Martin, McNeese State.....	1980-82
Dave Muckensturm, Arkansas State	1970-72
Pat Neck, McNeese State.....	1991-93
Marvin Neloms, Arkansas State	1984-86
Kevin Pesak, Sam Houston State	1995-97
Jerry Pope, Louisiana Tech	1973-74, 1976
Dick Ritchey, Arkansas State	1965-67
Cordell Robertson, Stephen F. Austin	2010-12
Johnny Robinson, Louisiana Tech	1978-80
Dana Scott, McNeese State	1992-94
Eugene Seale, Lamar	1983-85
Marcus Spears, Northwestern State	1991-93
Don Stump, McNeese State	1979-81
Clovis Swinney, Arkansas State	1967-69
Tony Taylor, Northwestern State	1998-00
Willie Thomas, Texas-Arlington.....	1976-77, 1979
Chris Thompson, Nicholls.....	2001-03
Russ Washington, Northwestern State.....	2004-06
Jabara Williams, Stephen F. Austin	2008-10
Jonathan Woodard, Central Arkansas	2012-14
Andre Young, Louisiana Tech	1979-81



Darryl Pounds, Nicholls

ACTIVE MEMBERS

Abilene Christian

Dean Bagley, 1967; Chip Bennett, 1968, 69; Noah Cheshier, 2014; Larry Cox, 1964, 65; Bernard Erickson, 1966; Dennis Hagaman, 1964; Don Harr, 1970; Pat Holder, 1968, 69; Sonny Kennedy, 1972; Jack Kiser, 1969, 70; Jim Lindsey, 1968, 69, 70; Bill Lockey, 1968; Mike Love, 1964, 65; Chip Marcum, 1970; Phil Martin, 1970; Wade McLeod, 1965; Eddy Mendl, 1970; Bob Rash, 1967, 68; Nick Richardson, 2014; Ken Roberts, 1969; David Smalley, 1970; Jack Stiles, 1970; Ronnie Vinson, 1969, 70; Wayne Walton, 1970; Tommy Young, 1965.

Central Arkansas

Dominique Allen, 2011; Seth Allison, 2011, 12; Nathan Brown, 2007, 08; Marquez Branson, 2008; Eddie Camara, 2012; Eddie Carmona, 2009; Markell Carter, 2010; Cole Caruthers, 2014; Dominique Croom, 2012; Nathan Dick, 2011; Austin Emerson, 2010; Pieri Feazell, 2008, 09; Jeremy Ford, 2008; Lane Friewald, 2008, 09; Markeith Gaines, 2013; Anthony Gambles, 2008; Brad Gordon, 2007; Jesse Grandy, 2012; Brent Grimes, 2009; Larry Hart, 2008, 09; Justin Heard, 2013; Corey Howard, 2012; Tristian Jackson, 2007; Jermayne Lett, 2011; Dezmin Lewis, 2014; Jestin Love, 2012; Marcus Peters, 2013; Taylor Scott, 2007; Wynrick Smothers, 2012; Jatavious Wilson, 2014; Jonathan Woodard, 2012, 13, 14.

Lamar

Mike Allman, 1965; Leon Babineaux, 1973, 74; Kevin Bell, 1977; Richard Bjerke, 1967; Ronald Black, 1974; Joe Bowser, 1972, 73; Matt Burnett, 1977; Charles Cantrell, 1972; Sam Choice, 1980; Rodney Clay, 1984; Rondy Colbert, 1972, 73, 74; Gary Crockett, 1969, 70, 71; Dick Croxton, 1965, 66, 67; Richard Cummings, 1968; Jake David, 1965, 66; Donnie Davis, 1974, 76; Jesse Dickson, 2013; Keith Elliot, 1974; Victor Enard, 1977, 78, 79; Rickey Fernandez, 1985; Johnny Fuller, 1966, 67; Ronnie Gebauer, 1969; Patrick Gibbs, 1971; Bill Groberg, 1967; Anthony Guillory, 1964; Herbert Harris, 1981; Jerry Harvey, 1969; Donald Hill, 1974; Danny Jones, 1966; Kollin Kahler, 2013; Bill Kilgore, 1965, 67; David Jones, 1982; Harold Lafitte, 1965; Benny Lansford, 1968; Ed Marcontell, 1965, 66; Mordie Marcontell, 1969; Mike Marlow, 1981; Alfred Mask, 1979; Doug Matthews, 1972; Tyrus McGlothen, 2013; Vernon McManus, 1964, 65; Darrell Mingle, 1967; Burton Murchison, 1985; Kurt Phoenix, 1979; Phil Primm, 1965, 66; Mark Roberts, 2014; Howard Robinson, 1979; Eugene Seale, 1983, 84, 85; Tom Smiley, 1966, 67; Johnny Ray Smith, 1980; Clarence Wallace, 1977; Terry Lee Williams, 1982; Sperguson Wynn, 1966, 67.



McNeese State

Arinze Agada, 2012, 13; Nate Allen, 1972; Andre Anderson, 2010, 11; Brad Archie, 2001; Donnie Ashley, 1997; Charles Ayro, 1997, 98; Mark Barousse, 1981; Randy Battaglio, 1973; Trey Bennett, 2007; Blake Bercegeay, 2006; Billy Blakeman, 1972, 73; Greg Bonvillian, 1995; Blair Bradley, 1997; Malcolm Bronson, 2009, 10; Zack Bronson, 1993, 94, 95, 96; Marsh Buice, 1995; Daryl Burckel, 1980; Jessie Burton, 1998; Rod Cantu, 2000; Clay Carroll, 1980; Ronald Cherry, 1994; Tony Citizen, 1989; Corday Clark, 2010; Lonnie Collins, 1980, 81, 82; Wayne Cordova, 1999; Robert Davenport, 1980, 81; Jason Davis, 2002; Tarius Davis, 1998, 99; Terence Davis, 1995; Kevin Dorn, 2014; Jim Downing, 1979; Douglas Dutt, 1974; Everett Ellefsen, 2013; Richard Ellender, 1978; Antoine Everett, 2013, 14; Henry Fields, 1995; James Files, 1973, 74, 75; Derrick Fourroux, 2009; Carlese Franklin, 2006, 07; Doug Fruge, 1976; Ryan Garrison, 2002; Miguel Gauthreaux, 2010; Damon Gladney, 1995; Joey Gregory, 1980; Greg Griffin, 1974; Lance Guidry, 1993; Rusty Guilbeau, 1980, 81; Jeff Hamilton, 2002; Tim Harris, 1979; Adam Henry, 1993; Enos Hicks, 1972; Wes Hines, 1999, 2000; Dwight Hudler, 2002, 03; Terry Irving, 1991, 92, 93; Vaalyn Jackson, 2007, 08; Nic Jacobs, 2013; Charles Jefferson, 1976, 78; Darrell Jenkins, 2009, 11; Flip Johnson, 1986; John Paul Jones, 2002, 03; Buford Jordon, 1981, 82, 83; Simon Jordan, 1984; Kerry Joseph, 1995; Kirby Joseph, 2006; Joe Judge, 2001; Jamelle Juneau, 2006; Eric Kidd, 1992, 93; Barry Kimble, 1976; Vick King, 2002, 03; Glenn Koch, 1988; Shonz LaFrenz, 1997, 98, 99; Vincent Landrum, 1994, 95; Preston Lanier, 1975; Jose Larios, 1993, 95; Luke Lawton, 2002, 03; Cody LeBlanc, 2003, 04; Trent Lee, 1989; Tim Leger, 1996; Desmond Lighten, 2009, 10, 11; Josh Lewis, 2010; Kyle Link, 2008; Wes Mangan, 2009; John Marino, 2002, 03; Ray Martin, 1978, 79; Bret Martin, 1980, 81, 82; Jermaine Martin, 2002; Pat Matthews, 1998, 99; Theron McClendon, 1980; Terry McFarland, 1977; B.J. McNutt, 2002; Guy Morgan, 2013; Jake Morrison, 2000; Tom Murphy, 1979; Eman Naghavi, 2007, 08; Pat Neck, 1991, 92, 93; Allen Nelson, 2007, 08; Reggie Nelson, 1997, 98; Keith Ortego, 1984; Toddrick Pendland, 2008, 09; Ralph Phillips, 1975; Mike Pierce, 1989, 90; Kavika Pittman, 1994, 95; Marty Posey, 1992; Brent Pousson, 2006; Blake Prejean, 1997; Harry Price, 1979; Hadley Prince, 2002; Chad Reeves, 1995; Casey Richter, 2009; Eric Roberts, 1990, 91; Roderick Royal, 2002, 03; Blayne Rush, 1991, 93; Aaron Sam, 2014; B.J. Sams, 2003; Alec Savoie, 2011; Dana Scott, 1992, 93, 94; Artie Shankle, 1979; Bryan Smith, 2006, 07; Bobby Smith, 1991; Keith Smith, 2002, 03; Leonard Smith, 1981, 82; Diontae Spencer, 2013; Stephen Starring, 1980, 81; Don Stump, 1979, 80, 81; Kip Texada, 1989, 90; Johnnie Thibodeaux, 1974; Jonathan Walker, 2007; Michael Warren, 1993; Steven Whitehead, 2006; Clyde Williams, 1997; Bobby Wilson, 1976; Marcus Wiltz, 2013; Jerrell Zeno, 2003.

Nicholls

Jacob Bender, 2005, 06; Broderick Cole, 2005, 2007; Colt Colletti, 2001, 04; Chris Crawford, 2003; Matt Deroche, 2002; Brian Desseles, 1994; Adam Diel, 1994, 96; Patrick Dolan, 2008, 09, 10; Toney Edison, 2006; Murphy Edwards, 1998; John Emery, 1996; Bobby Felder, 2010, 11; Ben Gombossy, 2007; Cory Kemps, 2011; Michael LeBlanc, 1994; Jarvis Lillie, 1991; Chika Madu, 2011; Robert Martin, 1998; Marlin Meeks, 2009; Kareem Moore, 2007; Royce Nelson, 1992; Joe Ogletree, 2005; Darryl Pounds, 1991, 92, 93, 94; Greg Reynolds, 1996; Josh Son, 2002; Cody Stogner, 2005; Chris Thompson, 2001, 02, 03; Jeremy Thompson, 2000; Joseph Tobias, 2005; Cory Valava, 2005, 06; LeJuan Walker, 2002; Michael Walker, 1991; Lardarius Webb, 2007, 08; Clarence Wiggins, 1994; David Willis, 2004; Michael Young, 2005.

Northwestern State

Darius Adams, 1992; Justin Aldredge, 2011; Issa Banna, 2004; Brian Booth, 2005; Demetress Bell, 2007; Michael Booker, 2010; William Broussard, 1999; Justin Brown, 2004; Greg Buckley, 2003, 04; Andre Carron, 1989, 90, 91; Marion Chapman, 2014; Imoan Claiborne, 2014; Tory Collins, 2005, 06; Robert Daniel, 1998; Ron Davis, 1990; John Dippel, 1994; Ed Eagan, 2014; Wesley Eckles, 2008; Al Edwards, 1989; Mike Funches, 1998; Mike Green, 1998, 99; Adrian Hardy, 1991, 92; Jayson Hayes, 1995; George Haynes, 1995; Randy Hilliard, 1989; Derrick Johnese, 2002, 04; Jamall Johnson, 2003, 04; Jermaine Jones, 1997, 98; John King, 1990; John Kulakowski, 1987; Byron Lawrence, 2007; Roy Locks, 2002; Jeremy Lofton, 2001; Tony Maranto, 1997; Clarence Matthews, 1994, 95; Terrence McGee, 2000, 01; Edward Moses, 1992, 93; Greg Neccaise, 1990; Quintene Newhouse, 2003, 04; Patrick Palmer, 1996, 97; Leonard Parker, 1988; David Pittman, 2004, 05; Ronnie Powell, 1997; Ed Queen, 2004, 06; Steve Readeaux, 1994; Archie Robinson, 1997; Kurt Rodriguez, 2000, 02; Derek Rose, 2010, 12; John Shaughnessy, 2011; Albert Smith, 2009; Marcus Spears,

1991, 92, 93; John Tappin, 1990; Tony Taylor, 1998, 99, 2000; Gene Tennison, 2001; Keith Thibodeaux, 1996; Carlos Treadway, 1992; Floyd Turner, 1988; Russ Washington, 2004, 05, 06; Robert Weeks, 2008; Ahmad Willis, 2001, 02; Toby Zeigler, 2004, 05.

Sam Houston State

Lish Adams, 1987, 88; Billy Anderson, 1987; Michael Bankston, 1989, 90, 91; Bart Bradley, 1989; Chris Brown, 2007, 08; Chris Chaloupka, 1999; J.T. Cleveland, 2011, 12; Jonathon Cooper, 2001; Chris Crockett, 2011; Keith Davis, 2000, 01; Chase Denton, 2001; Tim Denton, 1995; T.J. Dibble, 2003; Matt Dominguez, 1998, 99, 2000; Paul Donelson, 2004; Lachlan Edwards, 2014; Ricky Eggleston, 1987; Josh Farrell, 1993; Eric Fieilo, 2013; Andre Finley, 1988; Timothy Flanders, 2010, 11, 12, 13; Matt Foster, 2012; Jarrod Fuller, 2004; Lance Garner, 2004; Floyd George, 1987; Jason Godfrey, 2003; Brandon Hale, 2006, 07; Lance Hancock, 2006; Marcus Hajdik, 1995; P.J. Hall, 2014; Charles Harris, 1993; Keith Heinrich, 2000, 01; Will Henry, 2011; Keshawn Hill, 2014; Kaleb Hopson, 2012; Mark Hughes, 2004; Steve Izevbizua, 2003, 04; Donald Jackson, 2013, 14; Kenneth Jenkins, 2010, 11; T.J. Jones, 2012; Jeff Kerby, 1990; Ryan Klaus, 1995, 96; Willie Lacy, 1991; Dustin Long, 2004; Chris Louvier, 2004; Jason Madkins, 2009; Dedrick Manigo, 1996; Blake Martin, 2006, 07; Elvin Massenburge, 1994; Jason Mathenis, 2004; Josh McCown, 2001; Victor McKnight, 1998, 99; Mike Ober, 1989; Trenier Orr, 2014; Kevin Pesak, 1995, 96, 97; Troy Phipps, 2003; Kelvin Randall, 2001; Reginald Reddick, 2000; Byron Richmond, 2007; Corey Roberts, 2004, 05; Chris Rogers, 2012; Hunter Schmidt, 2009; Richard Sincere, 2011, 12; Darius Smith, 1995; Stevie Smith, 2005; Bookie Sneed, 2013; Claude Stewart, 1992; Greg Studdard, 1996; Dax Swanson, 2012; Darius Taylor, 2012; Darnell Taylor, 2011, 12; D.D. Terry, 2006; Luther Turner, 1987; Michael Wade, 2014; Travis Watson, 2011; Torrance Williams, 2013; Murphy Yates, 1990, 91.

Southeastern Louisiana

Ryan Adams, 2014; Robert Alford, 2012; Bryan Bennett, 2013, 14; Jonathan Braddock, 2014; Tommy Connors, 2008, 10; Isiah Corbett, 2014; Gasten Gabriel, 2013; Cqulin Hubert, 2013; Felton Huggins, 2005; Jay Lucas, 2007; Harlan Miller, 2013, 14; Mark Newbill, 2009; Marshall Paris, 2013; Xavier Roberson, 2013; Seth Sebastian, 2013; Jeff Turner, 2007; Donald Usry, 2006; Re'Keem Wilson, 2009; Simmie Yarborough, 2011.

Stephen F. Austin

Michael Adams, 2001; Bo Alexander, 1989; Bruce Alexander, 1988; Josh Aubrey, 2010, 2012; Cory Barlow, 2009; Greg Barnum, 2002; Damiyon Bell, 1995; George Bias, 2010, 11; Derrick Blaylock, 2000; Duane Brooks, 2009; Michael Brooks, 2013; Greg Bryant, 1989; David Carmona, 1996; Larry Centers, 1988, 89; Kenneth Charles, 2010; KaRon Coleman, 1999; Galyn Crawford, 2010; David Crocker, 2001, 2003; Anthony Dingle, 2001, 02; Dominique Edison, 2008; Mike Everhart, 1993; Eugene Garner, 1997; David Gibbs, 1988; Karl Glimp, 2009; Kevin Goodwin, 1995; Brent Hafford, 2002, 03; Todd Hammel, 1989; Keldrick Holman, 2005, 06; Jeff Jackson, 1988, 89; Pat Jackson, 1989; Curtis James, 1995; Chris Jefferson, 1994, 96; Willie Jefferson, 2011, 12; Gus Johnson, 2012, 14; Jeremy Johnson, 1998; James Kern, 1995; Lee Kirk, 1995; Tim Knicky, 2008-09; Kevin Landry, 2003; Eric Lokey, 1987, 88; Brian Minton, 1995; Willie Mitchell, 1994; Keith Melcher, 1988; Jeremy Moses, 2010; David Phillips, 2003; Octus Polk, 1994; Chuck Rawlinson, 1988; Mikhael Ricks, 1997; Chris Roberson, 1994; Cordell Roberson, 2010, 11, 12; Darren Robinson, 2012; Louie Runnells, 2006; Talton Russell, 1997; Terrance Shaw, 1994; Ryan Smith, 2004; Chad Stanley, 1997, 98; Roderick Stansill, 1989; Danny Southall, 2006; John Steele, 2012; David Temple, 1991; Tony Tompkins, 2003; Chuck Thompson, 2001; Jeremiah Trotter, 1996, 97; David Walden, 1999; Cedric Walker, 1990, 91, 92, 93; Sean Warren, 2010; David Whitmore, 1988, 89; Byron Williams, 2014; Jabara Williams, 2008, 09, 10; Michael Williams, 2003; Derrick Wright, 1990; Eric Wright, 1990; Joey Wylie, 1995.



FORMER MEMBERS

Arkansas State

Mike Adams, 1986; Fred Barnes, 1986; Vincent Barnett, 1986; Randy Barnhill, 1984, 85, 86; Bill Bergey, 1967, 68; Mike Berta, 1965; Donnie Beshears, 1969; Dennis Bolden, 1975; Dwane Brown, 1986; Ray Brown, 1985; Dan Buckley, 1968, 69; Steve Burks, 1972; Maurice Carthon, 1981; Jerry Castor, 1978, 79; Gary Cleve, 1970; Michael Cline, 1984, 85; Butch Cook, 1977; Keith Cox, 1978; Gary Crane, 1968; Carter Ray Crawford, 1985; Hugh Crisp, 1977; Dick Dixon, 1974, 75; Doug Dobbs, 1978; Wayne Dorton, 1971; Chet Douthit, 1970; Joe Duren, 1971; Rick Fishback, 1982; Charlie Fredrick, 1986; Danny Garrison, 1978; Bruce Gartman, 1980, 82; Bobby Gentry, 1970; Terry Gwin, 1966; James Hamilton, 1970; Calvin Harrell, 1969, 70, 71; Willie Harris, 1974; Leroy Harris, 1975, 76; David Hines, 1975; T.J. Humphreys, 1975, 76; Rickey Jemison, 1985, 86; Ken Jones, 1972, 75; Gerald Jumper, 1966; Jamie Klipsch, 1973; Larry Lawrence, 1978; Greg Lee, 1985, 86; Jimmy Lisko, 1975; Steve Lockhart, 1970, 71; Doug Lowery, 1973; Mike Malham, 1974, 75; John Manatt, 1974; Kevin McClelland, 1967; Frank McGuigan, 1968; Dennis Meyer, 1970, 71; David Mitchell, 1973; Eddie Morgan, 1975; Mike Morris, 1981, 82; Dave Muckensturm, 1970, 71, 72; Jerry Muckensturm, 1975; Dan Mullen, 1975; Joel Mullins, 1976; Verlon Murray, 1971; Marvin Neloms, 1984, 85, 86; Bill Pagano, 1964; Roy Painter, 1976; Bill Phillips, 1969, 70; H.K. Reeves, 1965; Jerry Reiman, 1973; Dick Ritchey, 1965, 66, 67; Scott Roper, 1986; Jerome Sims, 1983; Joe Slayton, 1978; Jack Smith, 1968, 69; Ron Smith, 1979; Robert Speer, 1975, 76; Steve Struble, 1968; Dan Summers, 1964, 65; John Suskie, 1986; Clovis Swinney, 1967, 68, 69; Levern Tillman, 1981; Ed Troutt, 1984; David Walls, 1969; Marshall Walls, 1969; Lloyd Walls, 1975; Wesley Williams, 1978; Farrell Wilson, 1984; Stan Winfrey, 1974; Jim Wiseman, 1986; Ron Worthen, 1966, 67.

Jacksonville State

Joey Hamilton, 1998, 99; Delvin Hughley, 2000; Montressa Kirby, 1998; Eurosius Parker, 1998; Richie Rhodes, 2001, 02; Rondy Rogers, 2001; Jeremy Sullivan, 2000, 01; Deon White, 2002.

Louisiana-Lafayette

Louis Age, 1971; Willie Allen, 1980; Brent Anderson, 1981; Frank Bartley, 1978; Don Blair, 1971, 72; Rodney Breaux, 1979; Ken Chenier, 1978; Tyronne Copper, 1980; Roy Henry, 1976; Ron Irving, 1977, 78; Andy Martin, 1981; David Neustrom, 1973; Neal O'Brien, 1973; Dennis Peoples, 1980; G.A. Rodrigue, 1975; John Roveto, 1977; Bob Rule, 1976; Rafael Septien, 1975, 76; Rodney Smith, 1979; Dale Thomas, 1979, 80; Les Vogel, 1972, 73; Keith Walker, 1976, 77; Ken Williams, 1972.

Louisiana-Monroe

Norman Amos, 1990; Raymond Baptiste, 1993; John Barbee, 1993; Bennie Bazley, 1992; Vincent Brisby, 1991, 92; Bubby Brister, 1985; Barry Broussard, 1983; Claude Brumfield, 1987; Arthur Christophe, 1982; John Clement, 1987; Robert Cobb, 1993; Eric Cox, 1991; Bobby Craighead, 1982; Cyril Crutchfield, 1987, 88; Bruce Daigle, 1982, 83; Scott Davis, 1985; Joey Evans, 1983, 84; James Folston, 1992, 93; Jesse Garcia, 1983; Teddy Garcia, 1987; Mike Grantham, 1983, 84; Richard Green, 1987; Jackie Harris, 1988, 89; Curtis Harrison, 1992; Rodney Horn, 1984; Stan Humphries, 1987; Tommy Jackson, 1986; Will Johnson, 1986; Benny Jones, 1983; Chris Jones, 1985; Reggie Lawson, 1988, 90; Wendal Lowrey, 1992; Mike Manzullo, 1987; Rod Moon, 1989, 90; David Outley, 1983; Roosevelt Potts, 1991, 92; Cisco Richard, 1990; Greg Robinson, 1992; Tag Rome, 1982, 83; Ricky Sanders, 1982; Matt Shepherd, 1991, 92; Darrell Slater, 1984; Darnell Small, 1995; Irving Spikes, 1993; Mike Turner, 1985; Rob Wallow, 1991; Kevin Washington, 1993; Ronnie Washington, 1984; Chris Weaver, 1983; Anthony Williams, 1990; Stepfret Williams, 1993; Vic Zordan, 1992.

Louisiana Tech

Doyle Adams, 1984, 85; Larry Anderson, 1976, 77; Rodney Bagley, 1975; Lyn Bankston, 1980; Mike Barber, 1974, 75; Russell Bates, 1973; George Benyola, 1984, 85; Glen Berteau, 1973; Jimmy Blackshire, 1977, 78; Tony Boles, 1981, 82; Ken Bonnette, 1977; Roger Carr, 1972, 73; John Causey, 1972, 73; Randy Crouch, 1974; Roberto Dager, 1982; Fred Dean, 1971, 72, 73, 74; Haywood Dejean, 1981; Jean Dornier, 1978; Paddy Doyle, 1986; Matt Dunigan, 1982; Denny Duron, 1972, 73; Gerald Eddings, 1975; Rod Foppe, 1977; Pat Greer, 1972, 73; Ken Hetherington, 1985; Phil Israel, 1971; Erick Johnson, 1971; Walter Johnson, 1984, 85, 86; Zack Jones, 1979; Trey Junkin, 1982; Austin Kattenbraker, 1982; Doug Landry, 1983, 84, 85; Ken Lantrip, 1971; C.J. Lottinger, 1978; Ardis McCann, 1978; Larry

McCartney, 1977; Charles McDaniel, 1971, 74; Joe McNeely, 1972, 73; Lester Mills, 1985; Mike Nickel, 1982; Leland Padgett, 1980; Ronnie Paggett, 1977; Joey Pender, 1981; Donnie Perry, 1975, 77; Jerry Pope, 1973, 74, 76; Garlon Powell, 1986; Johnny Robinson, 1978, 79, 80; Billy Ryckman, 1976; Rickey Shirley, 1974; Clayton Shoemaker, 1986; Scooter Spruiell, 1978; Mike Swinney, 1971; Keith Thibodeaux, 1977; Chris Tilley, 1983; Pat Tilley, 1974, 75; Roy Waters, 1974; Donald Washington, 1984, 85; John Henry White, 1975, 77; Curley White, 1977; Wenford Wilborn, 1973, 74; George Yates, 1978; Andre Young, 1979, 80, 81.

North Texas

Bron Beal, 1986, 87, 88; Scott Bowles, 1987, 88, 90; David Brown, 1994; Marcus Camper, 1988; Greg Carter, 1983; Keith Chapman, 1988, 89; Darrin Collins, 1987; Rayford Cooks, 1983; Scott Davis, 1988, 90; Ed Fleming, 1986; Byron Gross, 1989, 90; Lester Harper, 1983; Ronnie Hickman, 1983; Willis Hudson, 1994; Rex Johnson, 1988; John Lott, 1986; Mitch Maher, 1994; Roderick Manning, 1989; Gordon McFeders, 1987; Tom Middaugh, 1987; Mike Minter, 1986; Kendell Nelson, 1987; Zane Paschall, 1988; Kim Phillips, 1987, 88; Dwight Poole, 1987; Dan Reeder, 1983; Mike Rhone, 1986; Jay Saad, 1984; Luis Silva, 1994; John Starnes, 1983, 84; Lance White, 1986.

Texas-Arlington

Brent Albright, 1976; Keith Arbon, 1985; Greg Bailey, 1968; Ernest Baptist, 1970, 71, 72; Mike Barnes, 1966; Ron Barnett, 1974-75; Mike Baylor, 1967; Bob Beckner, 1975, 76; Bill Bradshaw, 1976; Hiram Burleson, 1971, 72; Dexter Bussey, 1972, 73; Skipper Butler, 1967, 68, 69; Scotty Caldwell, 1982, 83, 84; Mark Cannon, 1981, 83; Dwight Carey, 1977; Bruce Collie, 1982, 83, 84; Rhea Coppedge, 1972; Guy Davis, 1978; Jack DeGrenier, 1972; Roy Dewalt, 1978, 79; Bob Diem, 1966, 67; Fred Doerr, 1967; Mickey Eddleman, 1969; David Flake, 1976; Fred Gough, 1968; Danny Griffin, 1967, 68, 69; Clint Hailey, 1985; Jack Hall, 1964; Brent Hargrove, 1982; Bill Harris, 1979; Dick Hill, 1968; Roy Hinojosa, 1981; Steve Jackson, 1965; Derrick Jensen, 1976, 77; Phillip Jessie, 1980; Randy Johnson, 1981; Kevin Kogucz, 1979; Ken LaJustice, 1965; Gary Lewis, 1980; Jim Marcum, 1968; Mike Matocha, 1979; Bud McCluskey, 1980; Tim McKyer, 1984, 85; Don Morrison, 1969; Ken Ozee, 1965, 66; Troy Patridge, 1969; Keith Pressley, 1981; Stacy Rayfield, 1983; Ken Riley, 1966, 67; David Smalls, 1976; Mike Stamps, 1968; Danny Stout, 1981, 82; Jimmy Thomas, 1967; Willie Thomas, 1976, 77, 79; Bob Utley, 1965; Dewey Wakefield, 1977, 78; Robert Willbanks, 1966, 67; Melvin Witt, 1966.

Texas State

Paul Alsbury, 1990; Clenton Ballard, 2000, 01; Rick Barrow, 1999; Clint Bendele, 1999; Jeff Bowen, 2008; Blake Burton, 2006, 08; Karrington Bush, 2008; Victor Carr, 1993; C.J. Carroll, 1999, 2000; Jeremy Castillo, 2006; Chad Coleman, 1990; Myron Coleman, 2000; Cory Eloff, 2003, 04, 05; Fred Evans, 2004, 05; Brad Fulks, 1987; Da' Marcus Griggs, 2010; D.J. Hall, 2009, 10; Like Horder, 2005; Bill Jones, 1988; Stan Jones, 2005; Tom Keresztury, 2005; Cameron Luke, 2007, 08; Chris MacDonald, 2006, 07; Justin Martinez, 2001; Claude Mathis, 1994, 95, 96, 97; Ben McClellan, 1999; Adam Means, 1996-97; Walter Musgrove, 2005, 06; Barrick Nealy, 2005; Jeff Novak, 1989; Greg Pitts, 2001; Gilbert Price, 1991; Mishak Rivas, 2009; Reggie Rivers, 1990; John Rowland, 1994; Spicer Sigman, 1992, 93; David Simmons, 2004, 05; Eric Tennessee, 1987; Ervin Thomas, 1991; Travis Upshaw, 2005; Darrick Vaughn, 1999; Doug Wheeler, 2001; Markee White, 2005; Ray Whitehead, 1992; Donald Wilkerson, 1994; Maurice Williams, 1991; Rod Woodard, 1991.

Trinity

Jim Anderson, 1968; Ronnie Boyette, 1968; Edwin Ckudre, 1965; Truman Franks, 1965; Jackie Hall, 1965, 66; William Hines, 1967, 68; Bill Hodge, 1971; Walter Huntley, 1970; Bruce Jackson, 1969, 70, 71; Johnny Jones, 1964; Bill Keresztury, 1970, 71; Steve Laidlaw, 1971; Greg Lens, 1968; Obert Logan, 1964; Steve Majka, 1971; Les Obie, 1964; Greg Oliver, 1970; Kit Sommers, 1969; Marvin Upshaw, 1966, 67; Donnie Witwiski, 1966; Billy Woodlee, 1966.

Troy

Tim Betts, 2000; Shane Black, 1996; Thad Buttone, 2000; Blake Carruthers, 2000; Jonathan Carter, 2000; Scott Childers, 1996; Nick Colbert, 2000; Aaron Fields, 1999; Arrid Gregory, 1996; Kerry Jenkins, 1996; Clifford Ivory, 1997; Reggie Lowe, 1997; Al Lucas, 1998, 99; Pratt Lyons, 1996; Michael Moore, 1999; Stacy Murray, 1996; Brock Nutter, 2000; Anthony Rabb, 1998, 99; Cleve Roberts, 1997, 98; Demetric Shipman, 1996; Eric Sloan, 1998, 99; Willie Smith, 1996; Marcus Spriggs, 1997, 98; Shawn Stucky, 1997; Charles Thomas, 2000; Lawrence Tynes, 2000.



MISCELLANEOUS RECORDS

HISTORY & RECORDS

COACHING VICTORIES

Coach, School	Years	W-L-T	Pct
Ron Randleman, SHSU*	1987-04	100-100-3	.500
Sam Goodwin, NSU*	1987-99	83-64-2	.564
Bobby Keasler, MCN	1990-98	78-34-2	.693
Maxie Lambright, LTU	1971-78	73-17-2	.804
Matt Viator, MCN	2006-	68-32-0	.680
Vernon Glass, LU	1964-75	58-64-0	.476
Clint Conque, UCA/SFA*	2007-	61-35-0	.635
Pat Collins, ULM	1982-88	52-29-0	.641
Larry Laceywell, ASU	1979-86	51-42-0	.548
Bill Davidson, ASU	1971-78	51-32-1	.613
Bennie Ellender, ASU	1964-70	50-14-4	.765
Jack Doland, MCN	1972-78	50-25-2	.662

COACHING WINS/YEAR

Coach, School	Years	W-L-T	W/Yr
K.C. Keeler, SHSU	2014-	11-5-0	11.00
Willie Fritz, SHSU	2010-13	40-15-0	10.00
Ernie Duplechin, MCN	1979-81	28-6-0	9.33
Larry Blakeney, TROY*	1996-00	46-16-0	9.20
Maxie Lambright, LTU	1971-78	73-17-2	9.13
Bobby Keasler, MCN	1990-98	78-34-2	8.67
Ron Roberts, SLU	2012-	25-13-0	8.33
Clint Conque, UCA/SFA*	2007-	61-35-0	7.63
Matt Viator, MCN^	2006-	68-32-0	7.56
Pat Collins, ULM	1982-88	52-29-0	7.43
Bennie Ellender, ASU	1964-70	50-14-4	7.43
Dave Roberts, ULM	1989-93	37-20-2	7.40
Jack Doland, MCN	1972-78	50-25-2	7.29
Tommy Tate, MCN	2000-06	49-26-0	7.00
A.L. Williams, LTU	1983-86	28-20-0	7.00
John Pearce, SFA	1992-98	46-32-2	6.57

WINNING PERCENTAGE

Coach, School	Years	W-L-T	Pct.
Ernie Duplechin, MCN	1979-81	28-6-0	.814
Maxie Lambright, LTU	1971-78	73-17-2	.804
Bennie Ellender, ASU	1964-70	50-14-4	.765
Larry Blakeney, TROY*	1996-00	46-16-0	.742
Willie Fritz, SHSU	2010-13	40-15-0	.727
Bobby Keasler, MCN	1990-98	78-34-2	.696
K.C. Keeler, SHSU	2014-	11-5-0	.688
Matt Viator, MCN	2006-	68-32-0	.680
Jack Doland, MCN	1972-78	50-25-2	.662
Ron Roberts, SLU	2012-	25-13-0	.658
Tommy Tate, MCN	2000-06	49-26-0	.653
Dave Roberts, ULM	1989-93	37-20-2	.644
Pat Collins, ULM	1982-88	52-29-0	.641
Clint Conque, UCA/SFA*	2007-	61-35-0	.635
Bill Davidson, ASU	1971-78	51-32-1	.613
Mike Santiago, SFA	1999-04	39-27-0	.591
John Pearce, SFA	1991-98	46-32-2	.588

*Only includes records during years as Southland member;

^Includes partial year in 2006 (eight games); Active coaches in bold.

INTRA-CONFERENCE RECORDS

Membership	Joined	W-L-T	Pct.	Offense		Defense	
				Pts.	Avg.	Pts.	Avg.
Central Arkansas	2007	38-19-0	.667	1,949	34.2	1,507	26.4
McNeese State	1972	165-87-7	.651	6,556	25.3	5,145	19.9
Northwestern State	1987	93-87-2	.517	4,375	24.0	4,172	22.9
Sam Houston State	1987	95-84-2	.530	4,799	26.5	4,479	24.8
Stephen F. Austin	1987	92-86-3	.517	5,049	27.9	4,681	25.9
Southeastern Louisiana	2005	32-37-0	.464	2,020	29.3	1,990	28.8
Abilene Christian (1964-72)	2014	15-30-1	.333	892	19.4	1,137	24.7
Lamar (1964-86)	2011	46-94-2	.331	2,415	17.3	3,456	24.7
Nicholls	1991	42-114-1	.271	3,389	21.6	4,951	31.5
UIW	2014	2-6-0	.250	148	18.5	273	34.1
Houston Baptist	2014	1-7-0	.125	101	12.6	464	58.0
Former Members	Years	W-L-T	Pct.	Pts.	Avg.	Pts.	Avg.
Troy	1996-00	25-9-0	.735	888	26.1	545	16.0
Louisiana-Monroe	1982-93	50-21-2	.708	1,153	15.8	640	16.0
Louisiana Tech	1971-86	57-24-2	.699	1,744	21.0	1,255	15.1
Arkansas State	1964-86	62-44-5	.581	2,214	19.9	1,809	16.3
Trinity	1964-71	17-16-0	.515	597	18.1	576	17.5
Texas-Arlington	1964-85	52-52-2	.500	2,065	19.5	2,150	20.3
North Texas	1983-94	36-36-2	.500	1,675	22.6	1,645	22.2
Texas State	1987-10	60-91-1	.398	3,562	23.4	4,033	26.5
Louisiana-Lafayette	1971-81	18-33-4	.364	802	14.6	1,070	19.5
Jacksonville State	1997-02	12-28-0	.300	894	22.4	1,250	31.3

NON-CONFERENCE RECORDS

	FBS ¹	FCS ²	Non Division I		Total
			W-L-T	Pct.	
1975	17-13-1	.565	—	—	1-0-0 1.000 18-13-1 .578
1976	21-10-0	.677	—	—	0-0-0 — 21-10-0 .677
1977	19-16-1	.542	—	—	2-0-0 1.000 21-16-1 .566
1978	9-18-1	.339	5-2-0	.714	1-0-0 1.000 15-20-1 .431
1979	13-12-2	.519	6-1-0	.857	2-0-0 1.000 21-13-2 .611
1980	8-20-0	.286	4-2-0	.667	3-0-0 1.000 15-22-0 .405
1981	11-18-0	.379	3-1-0	.750	1-2-0 .333 15-21-0 .417
1982	3-19-1	.152	12-5-0	.706	4-1-0 .800 19-25-1 .433
1983	5-11-1	.324	10-7-0	.588	2-0-0 1.000 17-18-1 .486
1984	3-10-0	.231	17-6-0	.739	3-2-0 .600 23-18-0 .561
1985	4-8-0	.333	15-5-0	.750	2-3-0 .400 21-16-0 .568
1986	4-9-1	.321	11-9-1	.548	3-1-0 .750 18-19-2 .487
1987	1-8-0	.111	19-10-1	.650	4-1-0 .800 24-19-1 .557
1988	3-5-0	.375	18-10-0	.643	4-0-0 1.000 25-15-0 .625
1989	0-5-0	.000	13-12-0	.520	3-2-0 .600 16-19-0 .457
1990	1-6-0	.143	7-16-0	.304	4-2-0 .667 12-24-0 .333
1991	2-3-0	.400	8-12-2	.409	7-1-0 .875 17-16-2 .514
1992	1-5-0	.167	11-9-0	.550	7-3-0 .700 19-17-0 .528
1993	1-3-0	.250	11-14-0	.440	5-1-0 .833 17-18-0 .486
1994	0-4-0	.000	16-10-1	.611	7-0-0 1.000 23-14-1 .618
1995	1-1-0	.500	16-14-0	.533	6-1-0 .857 23-16-0 .590
1996	2-4-0	.333	15-10-0	.600	7-1-0 .875 24-15-0 .615
1997	0-4-0	.000	12-7-0	.632	7-1-0 .875 19-12-0 .613
1998	1-5-0	.167	13-9-0	.591	7-1-0 .875 21-15-0 .583
1999	2-7-0	.222	3-14-0	.176	8-0-0 1.000 13-21-0 .382
2000	5-4-0	.556	8-9-0	.471	7-0-0 1.000 20-13-0 .606
2001	4-8-0	.333	13-8-0	.619	6-0-0 1.000 23-16-0 .590
2002	1-6-0	.143	20-8-0	.714	6-0-0 1.000 27-14-0 .659
2003	2-7-0	.222	11-11-0	.500	6-2-0 .750 19-20-0 .487
2004	0-2-0	.000	19-13-0	.594	5-0-0 1.000 24-15-0 .615
2005	1-7-0	.125	12-7-0	.632	5-0-0 1.000 18-14-0 .563
2006	0-15-0	.000	5-6-0	.454	6-3-0 .667 11-21-0 .344
2007	2-8-0	.200	5-8-0	.385	6-3-0 .667 13-19-0 .406
2008	0-9-0	.000	10-5-0	.667	10-0-0 1.000 20-14-0 .588
2009	1-10-0	.091	8-9-0	.471	8-0-0 1.000 17-19-0 .472
2010	0-11-0	.000	11-7-0	.611	4-0-0 1.000 15-18-0 .455
2011	1-11-0	.083	12-7-0	.632	7-0-0 1.000 20-18-0 .526
2012	1-15-0	.063	9-5-0	.643	8-0-0 1.000 18-20-0 .474
2013	2-10-0	.167	16-7-0	.696	7-0-0 1.000 26-17-0 .605
2014	2-11-0	.154	9-10-0	.474	6-3-0 .667 17-24-0 .415

¹includes Independence Bowl games; ²includes FCS playoff games.



MOST POINTS, WINNING TEAM

Points	Winning Team	Opponent	Final Score	Date
76	Southeastern La.	Houston Baptist	76-7	Nov. 8, 2014
72	Lamar	Houston Baptist	72-14	Nov. 1, 2014
71	Stephen F. Austin	Lamar	71-3	Sept. 18, 2010
70	Central Arkansas	Houston Baptist	70-0	Oct. 11, 2014
70	Sam Houston State	Southeastern La.	70-0	Nov. 3, 2012
69	McNeese State	Stephen F. Austin	69-38	Nov. 9, 2013
69	Stephen F. Austin	Lamar	69-10	Nov. 5, 2011
69	Sam Houston State	Nicholls	69-17	Nov. 6, 1999
69	Arkansas State	Lamar	69-7	Oct. 31, 1970
66	Central Arkansas	Stephen F. Austin	66-31	Oct. 26, 2013
66	Sam Houston State	Lamar	66-0	Oct. 29, 2011

MOST POINTS, BOTH TEAMS

Points	Winning Team	Opponent	Final Score	Date
111	Stephen F. Austin	Louisiana-Monroe	66-45	Nov. 11, 1989
107	McNeese State	Stephen F. Austin	69-38	Nov. 9, 2013
105	Sam Houston State	Stephen F. Austin	56-49	Nov. 2, 2013
105	McNeese State	Sam Houston State	63-42	Nov. 7, 2009

MOST POINTS, LOSING TEAM

Points	Losing Team	Opponent	Final Score	Date
50	Texas State	Southeastern La.	50-51	Oct. 10, 2009
49	Stephen F. Austin	Sam Houston State	49-56	Nov. 2, 2013
47	Texas State	Nicholls	47-49 ^{OT}	Oct. 16, 2010
47	McNeese State	Sam Houston State	47-52	Nov. 5, 2004
46	Sam Houston State	Central Arkansas	46-48	Oct. 11, 2008
45	Sam Houston State	Texas State	45-48 ^{OT}	Nov. 22, 2008
45	Southeastern La.	Stephen F. Austin	45-48	Oct. 4, 2008

LARGEST MARGIN OF VICTORY

Margin	Winning Team	Opponent	Final Score	Date
70	Central Arkansas	Houston Baptist	70-0	Oct. 11, 2014
70	Sam Houston State	Southeastern La.	70-0	Nov. 3, 2012
69	Southeastern La.	Houston Baptist	76-7	Nov. 8, 2014
68	Stephen F. Austin	Lamar	71-3	Sept. 18, 2010
66	Sam Houston State	Lamar	66-0	Oct. 29, 2011
62	Arkansas State	Lamar	69-7	Oct. 31, 1970

*Only includes conference-only games

MOST SCORING SHUTOUTS/SEASON

No.	Team	Year	Opponents	Score
4	Louisiana Tech	1973	Louisiana-Lafayette* Texas-Arlington* Louisiana-Monroe Western Kentucky	23-0 44-0 44-0 34-0

* indicates Southland Conference game

MOST SLC SHUTOUTS/SEASON

No.	Team	Year	Opponents	Score
2	Sam Houston State	1973	Nicholls Southeastern La.	41-0 70-0
2	Troy	2000	Stephen F. Austin Jacksonville State	6-0 28-0
2	McNeese State	1988	Louisiana-Monroe Sam Houston State	23-0 37-0
2	Arkansas State	1985	North Texas Lamar	56-0 21-0
2	McNeese State	1985	North Texas Louisiana-Monroe	0-0 10-0
2	North Texas	1985	McNeese State Lamar	0-0 20-0
2	North Texas	1983	Arkansas State Lamar	17-0 10-0
2	McNeese State	1974	Louisiana-Lafayette Texas-Arlington	38-0 43-0
2	Louisiana Tech	1973	Louisiana-Lafayette Texas-Arlington	23-0 44-0



ALL-TIME STANDINGS

HISTORY & RECORDS

1964	Southland				All Games			
	W	L	T	Pct.	W	L	T	Pct.
Lamar ¹	3	0	1	.875	6	2	1	.723
Arkansas State	2	0	2	.750	7	0	2	.889
Trinity	2	2	0	.500	3	7	0	.300
Abilene Christian	1	3	0	.250	5	5	0	.500
Texas-Arlington	0	3	1	.125	3	6	1	.350

¹includes loss in Pecan Bowl

1965	Southland				All Games			
	W	L	T	Pct.	W	L	T	Pct.
Lamar	3	1	0	.750	6	4	0	.600
Texas-Arlington	2	2	0	.500	6	3	0	.667
Trinity	2	2	0	.500	4	5	1	.450
Abilene Christian	2	2	0	.500	4	5	0	.444
Arkansas State	1	3	0	.250	6	3	0	.667

1966	Southland				All Games			
	W	L	T	Pct.	W	L	T	Pct.
Texas-Arlington	3	1	0	.750	6	4	0	.600
Lamar	3	1	0	.750	6	4	0	.600
Arkansas State	2	2	0	.500	7	2	0	.778
Trinity	2	2	0	.500	5	4	0	.556
Abilene Christian	0	4	0	.000	4	6	0	.400

1967	Southland				All Games			
	W	L	T	Pct.	W	L	T	Pct.
Texas-Arlington ¹	4	0	0	1.000	10	1	0	.909
Lamar	3	1	0	.750	7	3	0	.700
Arkansas State	2	2	0	.500	4	5	0	.444
Trinity	1	3	0	.250	3	7	0	.300
Abilene Christian	0	4	0	.000	3	6	0	.333

¹includes win in Pecan Bowl

1968	Southland				All Games			
	W	L	T	Pct.	W	L	T	Pct.
Arkansas State ¹	3	0	1	.875	7	3	1	.682
Texas-Arlington	3	1	0	.750	6	4	0	.600
Trinity	2	2	0	.500	5	4	0	.556
Abilene Christian	1	2	1	.375	4	5	1	.421
Lamar	0	4	0	.000	0	10	0	.000

¹includes loss in Pecan Bowl

1969	Southland				All Games			
	W	L	T	Pct.	W	L	T	Pct.
Arkansas State ¹	4	0	0	1000	8	1	1	.850
Abilene Christian	2	2	0	.500	8	2	0	.800
Texas-Arlington	2	2	0	.500	5	5	0	.500
Trinity	2	2	0	.500	4	6	0	.400
Lamar	0	4	0	.000	3	7	0	.300

¹includes win in Pecan Bowl

1970	Southland				All Games			
	W	L	T	Pct.	W	L	T	Pct.
Arkansas State ¹	4	0	0	1000	11	0	0	1000
Abilene Christian	3	1	0	.750	9	2	0	.818
Trinity	2	2	0	.500	5	6	0	.455
Lamar	1	3	0	.250	3	7	0	.300
Texas-Arlington	0	4	0	.000	0	10	0	.000

¹includes win in Pecan Bowl

1971	Southland				All Games			
	W	L	T	Pct.	W	L	T	Pct.
Louisiana Tech ¹	4	1	0	.800	9	2	0	.818
Trinity	4	1	0	.800	8	2	0	.800
Lamar	4	1	0	.800	5	6	0	.455
Louisiana-Lafayette	2	2	1	.500	5	4	1	.550
Arkansas State	1	3	1	.300	4	4	1	.500
Abilene Christian	1	4	0	.200	5	5	0	.500
Texas-Arlington	1	4	0	.200	2	9	0	.182

¹includes win in Pioneer Bowl

1972	Southland				All Games			
	W	L	T	Pct.	W	L	T	Pct.
Louisiana Tech ¹	5	0	0	1000	12	0	0	1000
Texas-Arlington	4	1	0	.800	5	6	0	.455
McNeese State	3	2	0	.600	8	3	0	.728
Lamar	3	2	0	.600	8	3	0	.728
Louisiana-Lafayette	1	4	0	.200	5	6	0	.455
Arkansas State	1	4	0	.200	4	7	0	.364
Abilene Christian	1	4	0	.200	3	8	0	.273

¹includes win in Grantland Rice Bowl

1973	Southland				All Games			
	W	L	T	Pct.	W	L	T	Pct.
Louisiana Tech ¹	5	0	0	1.000	12	1	0	.923
Arkansas State	3	2	0	.600	7	3	0	.700
Lamar	3	2	0	.600	5	5	0	.500
McNeese State	2	3	0	.400	7	3	0	.700
Texas-Arlington	2	3	0	.400	4	6	0	.400
Louisiana-Lafayette	0	5	0	.000	0	10	0	.000

¹includes 3-0 record in Division II playoffs

1974	Southland				All Games			
	W	L	T	Pct.	W	L	T	Pct.
Louisiana Tech ¹	5	0	0	1000	11	1	0	.971
Lamar	4	1	0	.800	8	2	0	.800
Arkansas State	3	2	0	.600	7	3	0	.700
McNeese State	2	3	0	.500	6	4	1	.591
Texas-Arlington	1	4	0	.200	1	10	0	.091
Louisiana-Lafayette	0	5	0	.000	2	9	0	.182

¹includes 1-1 record in Division II playoffs

1975	Southland				All Games			
	W	L	T	Pct.	W	L	T	Pct.
Arkansas State	5	0	0	1000	11	0	0	1.000
Louisiana Tech	4	1	0	.800	8	2	0	.800
McNeese State	3	2	0	.600	7	4	0	.636
Louisiana-Lafayette	2	3	0	.400	6	5	0	.545
Texas-Arlington	1	4	0	.200	4	7	0	.364
Lamar	0	5	0	.000	1	10	0	.091

1976	Southland				All Games			
	W	L	T	Pct.	W	L	T	Pct.
McNeese State ¹	4	1	0	.800	10	2	0	.833
Louisiana-Lafayette ²	4	1	0	.800	7	4	0	.636
Texas-Arlington	3	2	0	.600	5	6	0	.455
Louisiana Tech	2	3	0	.400	6	5	0	.545
Arkansas State	2	3	0	.400	5	6	0	.455
Lamar	0	5	0	.000	2	9	0	.182

¹includes win in Independence Bowl; ²forfeited two regular-season wins

ALL-TIME STANDINGS



1977	Southland				All Games			
	W	L	T	Pct.	W	L	T	Pct.
Louisiana Tech ¹	4	0	1	.900	9	1	2	.833
Louisiana-Lafayette	2	1	2	.600	6	4	2	.583
Texas-Arlington	3	2	0	.600	5	6	0	.455
Arkansas State	2	3	0	.400	7	4	0	.636
McNeese State	1	3	1	.300	5	5	1	.500
Lamar	1	4	0	.200	2	9	0	.182

¹includes win in Independence Bowl

1978	Southland				All Games			
	W	L	T	Pct.	W	L	T	Pct.
Louisiana Tech ¹	4	1	0	.800	6	5	0	.545
Arkansas State	4	1	0	.800	7	4	0	.636
Texas-Arlington	3	2	0	.600	5	6	0	.455
McNeese State	2	3	0	.400	7	4	0	.636
Louisiana-Lafayette	2	3	0	.400	3	8	0	.273
Lamar	0	5	0	.000	2	8	1	.227

¹includes loss in Independence Bowl

1979	Southland				All Games			
	W	L	T	Pct.	W	L	T	Pct.
McNeese State ¹	5	0	0	1.000	11	1	0	.917
Texas-Arlington	4	1	0	.800	9	2	0	.818
Lamar	3	2	0	.600	6	3	2	.636
Louisiana-Lafayette	1	4	0	.200	4	7	0	.364
Arkansas State	1	4	0	.200	4	7	0	.364
Louisiana Tech ²	1	4	0	.200	3	8	0	.273

¹includes loss in Independence Bowl; ²includes one win by forfeit

1980	Southland				All Games			
	W	L	T	Pct.	W	L	T	Pct.
McNeese State ¹	5	0	0	1.000	10	2	0	.833
Louisiana-Lafayette	4	1	0	.800	7	4	0	.636
Texas-Arlington	3	2	0	.600	3	8	0	.273
Louisiana Tech	2	3	0	.400	5	6	0	.455
Lamar	1	4	0	.200	3	8	0	.273
Arkansas State	0	5	0	.000	2	9	0	.182

¹includes loss in Independence Bowl

1981	Southland				All Games			
	W	L	T	Pct.	W	L	T	Pct.
Texas-Arlington	4	1	0	.800	6	5	0	.545
McNeese State	3	1	1	.700	7	3	1	.682
Arkansas State	3	2	0	.600	6	5	0	.545
Louisiana Tech	2	2	1	.500	4	6	1	.409
Lamar	1	3	1	.300	4	6	1	.409
Louisiana-Lafayette	0	4	1	.100	1	9	1	.136

1982	Southland				All Games			
	W	L	T	Pct.	W	L	T	Pct.
Louisiana Tech ¹	5	0	0	1.000	10	3	0	.769
Louisiana-Monroe	4	1	0	.800	8	3	0	.727
Arkansas State	2	3	0	.400	5	6	0	.455
McNeese State	2	3	0	.400	4	6	1	.409
Lamar	1	4	0	.200	4	7	0	.364
Texas-Arlington	1	4	0	.200	3	8	0	.273
North Texas	0	0	0	—	2	9	0	.182

¹includes 1-1 record in FCS playoffs

1983	Southland				All Games			
	W	L	T	Pct.	W	L	T	Pct.
North Texas ¹	5	1	0	.833	8	4	0	.667
Louisiana-Monroe	5	1	0	.833	8	3	0	.727
McNeese State	3	3	0	.500	6	5	0	.545
Arkansas State	3	3	0	.500	5	5	1	.500
Texas-Arlington	2	4	0	.333	5	6	0	.455
Louisiana Tech	2	4	0	.333	4	7	0	.364
Lamar	1	5	0	.183	2	9	0	.192

¹includes 0-1 record in FCS playoffs

1984	Southland				All Games			
	W	L	T	Pct.	W	L	T	Pct.
Louisiana Tech ¹	5	1	0	.833	10	5	0	.667
Arkansas State ²	4	1	1	.750	8	4	1	.654
Texas-Arlington	4	2	0	.667	7	4	0	.636
Louisiana-Monroe	3	3	0	.500	7	4	0	.636
McNeese State	2	3	1	.417	7	3	1	.682
Lamar	1	5	0	.167	2	9	0	.192
North Texas	1	5	0	.167	2	9	0	.192

¹includes 3-1 record in Division FCS playoffs; ²includes 1-1 record in Division FCS playoffs

1985	Southland				All Games			
	W	L	T	Pct.	W	L	T	Pct.
Arkansas State ¹	5	1	0	.833	9	4	0	.692
Louisiana Tech	4	2	0	.667	8	3	0	.727
McNeese State	3	1	2	.667	6	3	2	.636
Louisiana-Monroe	3	3	0	.500	6	5	0	.545
North Texas	2	3	1	.417	4	6	1	.409
Texas-Arlington	2	3	1	.417	4	6	1	.409
Lamar	0	6	0	.000	3	8	0	.273

¹includes 1-1 record in FCS playoffs

1986	Southland				All Games			
	W	L	T	Pct.	W	L	T	Pct.
Arkansas State ¹	5	0	0	1.000	12	2	1	.833
North Texas	3	2	0	.600	6	4	0	.600
Louisiana Tech	3	2	0	.600	6	4	1	.591
Louisiana-Monroe	3	2	0	.600	5	6	0	.456
McNeese State	1	4	0	.200	2	9	0	.222
Lamar	0	5	0	.000	2	9	0	.222

¹includes 3-1 record in FCS playoffs

1987	Southland				All Games			
	W	L	T	Pct.	W	L	T	Pct.
Louisiana-Monroe ¹	6	0	0	1.000	13	2	0	.867
Sam Houston State	5	1	0	.833	8	3	0	.727
North Texas ²	5	1	0	.833	7	5	0	.583
Northwestern State	3	3	0	.500	6	5	0	.545
Texas State	2	4	0	.333	4	7	0	.364
Stephen F. Austin	1	5	0	.167	3	7	1	.318
McNeese State	1	5	0	.167	2	9	0	.182

¹includes 4-0 record in FCS playoffs; ²includes 0-1 record in FCS playoffs



ALL-TIME STANDINGS

HISTORY & RECORDS

1988	Southland				All Games			
	W	L	T	Pct.	W	L	T	Pct.
Northwestern State ¹	6	0	0	1.000	10	3	0	.769
Stephen F. Austin ¹	5	1	0	.833	10	3	0	.769
North Texas ²	4	2	0	.667	8	4	0	.667
McNeese State	3	3	0	.500	6	5	0	.545
Louisiana-Monroe	2	4	0	.333	5	6	0	.455
Texas State	1	5	0	.167	4	7	0	.364
Sam Houston State	0	6	0	.000	3	8	0	.273

¹includes 1-1 record in FCS playoffs; ²includes 0-1 record in FCS playoffs

1989	Southland				All Games			
	W	L	T	Pct.	W	L	T	Pct.
Stephen F. Austin ¹	5	0	1	.917	12	2	1	.833
Northwestern State	3	1	2	.667	4	5	2	.455
Texas State	3	3	0	.500	5	6	0	.454
Louisiana-Monroe	2	3	1	.416	4	6	1	.409
McNeese State	2	4	0	.333	5	6	0	.454
North Texas	2	4	0	.333	5	6	0	.454
Sam Houston State	2	4	0	.333	3	8	0	.272

¹includes 3-1 record in FCS playoffs

1990	Southland				All Games			
	W	L	T	Pct.	W	L	T	Pct.
Louisiana-Monroe ¹	5	1	0	.833	7	5	0	.583
McNeese State	4	2	0	.667	5	6	0	.455
Texas State	3	3	0	.500	6	5	0	.545
Northwestern State	3	3	0	.500	5	6	0	.455
Sam Houston State	3	3	0	.500	4	7	0	.364
North Texas	2	4	0	.333	6	5	0	.545
Stephen F. Austin ²	1	5	0	.167	1	10	0	.091

¹includes 0-1 record in FCS playoffs; ²includes forfeit of one regular-season game

1991	Southland				All Games			
	W	L	T	Pct.	W	L	T	Pct.
McNeese State ¹	4	1	2	.714	6	4	2	.583
Sam Houston State ¹	5	2	0	.714	8	3	1	.708
Louisiana-Monroe	4	2	1	.643	7	3	1	.682
Texas State	4	3	0	.571	7	4	0	.636
Northwestern State	4	3	0	.571	6	5	0	.545
Nicholls	2	5	0	.286	4	7	0	.364
North Texas	2	5	0	.286	3	7	1	.318
Stephen F. Austin	1	5	1	.214	2	8	1	.227

¹includes 0-1 record in FCS playoffs

1992	Southland				All Games			
	W	L	T	Pct.	W	L	T	Pct.
Louisiana-Monroe ¹	7	0	0	1.000	10	3	0	.769
McNeese State ¹	6	1	0	.857	9	4	0	.692
Northwestern State	4	3	0	.571	7	4	0	.636
Sam Houston State	3	2	2	.571	6	3	2	.636
North Texas	3	4	0	.428	4	7	0	.363
Texas State	2	4	1	.357	5	5	1	.500
Stephen F. Austin	1	6	0	.142	3	8	0	.273
Nicholls	0	6	1	.071	1	9	1	.136

¹includes 1-1 record in FCS playoffs

1993	Southland				All Games			
	W	L	T	Pct.	W	L	T	Pct.
McNeese State ¹	7	0	0	1.000	10	3	0	.769
Louisiana-Monroe ²	6	1	0	.857	9	3	0	.750
Stephen F. Austin ²	5	2	0	.714	8	4	0	.667
Northwestern State	3	4	0	.429	5	6	0	.455
Sam Houston State	2	5	0	.286	4	7	0	.364
North Texas	2	5	0	.286	4	7	0	.364
Nicholls	2	5	0	.286	3	8	0	.273
Texas State	1	6	0	.143	2	9	0	.182

¹includes 1-1 record in FCS playoffs; ²includes 0-1 record in FCS playoffs

1994	Southland				All Games			
	W	L	T	Pct.	W	L	T	Pct.
North Texas ¹	5	0	1	.917	7	4	1	.625
McNeese State ²	5	1	0	.833	10	3	0	.769
Stephen F. Austin	4	1	1	.750	6	3	2	.636
Northwestern State	3	3	0	.500	5	6	0	.455
Sam Houston State	1	5	0	.167	6	5	0	.455
Nicholls	1	5	0	.167	5	6	0	.455
Texas State	1	5	0	.167	4	7	0	.364

¹includes 0-1 record in FCS playoffs; ²includes 1-1 record in FCS playoffs

1995	Southland				All Games			
	W	L	T	Pct.	W	L	T	Pct.
McNeese State ¹	5	0	0	1.000	13	1	0	.928
Stephen F. Austin	4	1	0	.800	11	2	0	.846
Northwestern State	2	3	0	.400	6	5	0	.545
Sam Houston State	2	3	0	.400	5	5	0	.500
Texas State	2	3	0	.400	4	7	0	.364
Nicholls	0	5	0	.000	0	11	0	.000

¹includes 2-1 record in FCS playoffs

1996	Southland				All Games			
	W	L	T	Pct.	W	L	T	Pct.
Troy ¹	5	1	0	.833	12	2	0	.857
Nicholls ²	4	2	0	.667	8	4	0	.667
Stephen F. Austin	3	3	0	.500	7	4	0	.636
Northwestern State	3	3	0	.500	6	5	0	.545
Sam Houston State	3	3	0	.500	4	7	0	.364
Texas State	2	4	0	.333	5	6	0	.455
McNeese State	1	5	0	.167	3	8	0	.273

¹includes 2-1 record in FCS playoffs; ²includes 0-1 record in FCS playoffs

1997	Southland				All Games			
	W	L	T	Pct.	W	L	T	Pct.
McNeese State ¹	6	1	0	.857	13	2	0	.867
Northwestern State ²	6	1	0	.857	8	4	0	.667
Stephen F. Austin	5	2	0	.714	8	3	0	.727
Sam Houston State	3	4	0	.429	5	6	0	.455
Nicholls	3	4	0	.429	5	6	0	.455
Texas State	2	5	0	.286	5	6	0	.455
Troy	2	5	0	.286	5	6	0	.455
Jacksonville State	1	6	0	.143	1	10	0	.091

¹includes 3-1 record in FCS playoffs; ²includes 0-1 record in FCS playoffs

ALL-TIME STANDINGS



1998	Southland				All Games			
	W	L	T	Pct.	W	L	T	Pct.
Northwestern State ¹	6	1	0	.857	11	3	0	.786
McNeese State ²	5	2	0	.714	9	3	0	.750
Troy ²	5	2	0	.714	8	4	0	.667
Jacksonville State	4	3	0	.571	7	4	0	.636
Nicholls	3	4	0	.429	4	7	0	.364
Texas State	2	5	0	.286	4	7	0	.364
Stephen F. Austin	2	5	0	.286	3	8	0	.273
Sam Houston State	1	6	0	.143	3	8	0	.273

¹includes 2-1 record in FCS playoffs; ²includes 0-1 record in FCS playoffs

1999	Southland				All Games			
	W	L	T	Pct.	W	L	T	Pct.
Troy ¹	6	1	0	.857	11	2	0	.846
Stephen F. Austin	6	1	0	.857	8	3	0	.727
McNeese State	5	2	0	.714	6	5	0	.545
Sam Houston State	4	3	0	.571	6	5	0	.545
Northwestern State	3	4	0	.429	4	7	0	.364
Texas State	2	5	0	.286	3	8	0	.273
Jacksonville State	1	6	0	.143	2	9	0	.182
Nicholls	1	6	0	.143	1	10	0	.091

¹includes 1-1 record in FCS playoffs

2000	Southland				All Games			
	W	L	T	Pct.	W	L	T	Pct.
Troy ¹	7	0	0	1.000	10	2	0	.833
McNeese State ¹	5	2	0	.714	8	4	0	.667
Texas State	5	2	0	.714	7	4	0	.636
Sam Houston State	4	3	0	.571	7	4	0	.636
Stephen F. Austin	3	4	0	.429	6	5	0	.545
Jacksonville State	2	5	0	.286	4	6	0	.400
Northwestern State	1	6	0	.143	4	7	0	.364
Nicholls	1	6	0	.143	2	9	0	.182

¹includes 0-1 record in Division FCS playoffs; Note: Northwestern State forfeited league wins vs. Troy and Nicholls as a result of the use of an ineligible player. The standings reflect the forfeitures.

2001	Southland				All Games			
	W	L	T	Pct.	W	L	T	Pct.
Sam Houston State ¹	5	1	0	.833	10	3	0	.769
McNeese State ²	5	1	0	.833	8	4	0	.667
Northwestern State ²	4	2	0	.667	8	4	0	.667
Stephen F. Austin	4	2	0	.667	6	5	0	.545
Jacksonville State	2	4	0	.333	5	6	0	.455
Nicholls	1	5	0	.167	3	8	0	.273
Texas State	0	6	0	.000	4	7	0	.364

¹includes 1-1 record in FCS playoffs; ²includes 0-1 record in FCS playoffs

2002	Southland				All Games			
	W	L	T	Pct.	W	L	T	Pct.
McNeese State ¹	6	0	0	1.000	13	2	0	.967
Northwestern State ²	4	2	0	.667	9	4	0	.692
Nicholls	3	3	0	.500	7	4	0	.636
Stephen F. Austin	3	3	0	.500	6	5	0	.545
Jacksonville State	2	4	0	.333	5	5	0	.500
Sam Houston State	2	4	0	.333	4	7	0	.364
Texas State	1	5	0	.167	4	7	0	.364

¹includes 3-1 record in FCS playoffs; ²includes 0-1 record in FCS playoffs

2003	Southland				All Games			
	W	L	T	Pct.	W	L	T	Pct.
McNeese State ¹	5	0	0	1.000	10	2	0	.833
Stephen F. Austin	4	1	0	.800	7	4	0	.636
Northwestern State	2	3	0	.400	7	5	0	.583
Texas State	2	3	0	.400	5	7	0	.417
Sam Houston State	2	3	0	.400	3	8	0	.272
Nicholls	0	5	0	.000	0	11	0	.000

¹includes 0-1 record in FCS playoffs; Note: Nicholls forfeited conference wins vs. Northwestern State, Sam Houston State and Texas State after using an ineligible player. It also forfeited two non-conference wins.

2004	Southland				All Games			
	W	L	T	Pct.	W	L	T	Pct.
Sam Houston State ¹	4	1	0	.800	11	3	0	.786
Northwestern State ²	4	1	0	.800	8	4	0	.667
Texas State	3	2	0	.600	5	6	0	.454
Nicholls	2	3	0	.400	5	5	0	.500
McNeese State	1	4	0	.200	4	7	0	.364
Stephen F. Austin	1	4	0	.200	6	5	0	.545

¹includes 2-1 record in FCS playoffs; ²includes 0-1 record in FCS playoffs

2005	Southland				All Games			
	W	L	T	Pct.	W	L	T	Pct.
Texas State ¹	5	1	0	.833	11	3	0	.786
Nicholls ²	5	1	0	.833	6	4	0	.600
McNeese State	3	3	0	.500	5	4	0	.556
Northwestern State	3	3	0	.500	5	5	0	.500
Southeastern Louisiana	2	4	0	.333	4	6	0	.400
Sam Houston State	2	4	0	.333	3	7	0	.300
Stephen F. Austin	1	5	0	.167	5	6	0	.455

¹includes 2-1 record in FCS playoffs; ²includes 0-1 record in FCS playoffs

2006	Southland				All Games			
	W	L	T	Pct.	W	L	T	Pct.
McNeese State ¹	5	1	0	.833	7	5	0	.583
Sam Houston State	4	2	0	.667	6	5	0	.545
Stephen F. Austin	4	2	0	.667	4	7	0	.364
Texas State	3	3	0	.500	5	6	0	.455
Nicholls	2	4	0	.333	4	7	0	.364
Northwestern State	2	4	0	.333	4	7	0	.364
Southeastern Louisiana	1	5	0	.167	2	9	0	.182

¹includes 0-1 record in FCS playoffs

2007	Southland				All Games			
	W	L	T	Pct.	W	L	T	Pct.
McNeese State ¹	7	0	0	1.000	11	1	0	.917
Sam Houston State	5	2	0	.714	7	4	0	.636
Central Arkansas	5	2	0	.714	6	5	0	.545
Nicholls	3	4	0	.429	6	5	0	.545
Texas State	3	4	0	.429	4	7	0	.364
Northwestern State	3	4	0	.429	4	7	0	.364
Southeastern Louisiana	2	5	0	.286	3	8	0	.273
Stephen F. Austin	0	7	0	.000	0	11	0	.000

¹includes 0-1 record in FCS playoffs



ALL-TIME STANDINGS

HISTORY & RECORDS

2008	Southland				All Games			
	W	L	T	Pct.	W	L	T	Pct.
Central Arkansas ¹	6	1	0	.857	10	2	0	.833
Texas State ²	5	2	0	.714	8	5	0	.615
McNeese State	4	3	0	.571	7	4	0	.636
Northwestern State	4	3	0	.571	7	5	0	.583
Nicholls	3	4	0	.429	3	6	0	.333
Southeastern Louisiana	2	5	0	.286	5	7	0	.417
Sam Houston State	2	5	0	.286	4	6	0	.400
Stephen F. Austin	2	5	0	.286	4	8	0	.333

¹ineligible for Southland Conference championship and postseason play during transition to NCAA Division I; ²includes 0-1 record in FCS playoffs

2009	Southland				All Games			
	W	L	T	Pct.	W	L	T	Pct.
Stephen F. Austin ¹	6	1	0	.857	10	3	0	.769
McNeese State ²	6	1	0	.857	9	3	0	.750
Texas State	5	2	0	.714	7	4	0	.636
Southeastern Louisiana	4	3	0	.571	6	5	0	.545
Sam Houston State	3	4	0	.429	5	6	0	.455
Central Arkansas ³	2	5	0	.286	5	7	0	.417
Nicholls	2	5	0	.286	4	8	0	.273
Northwestern State	0	7	0	.000	0	11	0	.000

¹includes 1-1 record in FCS playoffs; ²includes 0-1 record in FCS playoffs; ³ineligible for Southland Conference championship and postseason play during transition to NCAA Division I.

2010	Southland				All Games			
	W	L	T	Pct.	W	L	T	Pct.
Stephen F. Austin ¹	6	1	0	.857	9	3	0	.750
McNeese State	5	2	0	.714	6	5	0	.545
Central Arkansas	4	3	0	.571	7	4	0	.636
Sam Houston State	4	3	0	.571	6	5	0	.545
Northwestern State	4	3	0	.571	5	6	0	.455
Nicholls	3	4	0	.429	4	7	0	.364
Texas State	1	6	0	.143	4	7	0	.364
Southeastern Louisiana	1	6	0	.143	2	9	0	.182

¹includes 0-1 record in FCS playoffs

2011	Southland				All Games			
	W	L	T	Pct.	W	L	T	Pct.
Sam Houston State ¹	7	0	0	1.000	14	1	0	.933
Central Arkansas ²	6	1	0	.857	9	4	0	.692
Stephen F. Austin	5	2	0	.714	6	5	0	.545
McNeese State	4	3	0	.471	6	5	0	.545
Northwestern State	3	4	0	.429	5	6	0	.455
Lamar	2	5	0	.286	4	7	0	.364
Southeastern Louisiana	1	6	0	.143	3	8	0	.273
Nicholls	0	7	0	.000	1	10	0	.091

¹includes 3-1 record in FCS playoffs; ²includes 1-1 record in FCS playoffs

2012	Southland				All Games			
	W	L	T	Pct.	W	L	T	Pct.
Central Arkansas ¹	6	1	0	.857	9	3	0	.750
Sam Houston State ²	6	1	0	.857	11	4	0	.733
Southeastern Louisiana	5	2	0	.714	5	6	0	.455
McNeese State	4	3	0	.571	7	4	0	.636
Stephen F. Austin	4	3	0	.571	5	6	0	.455
Northwestern State	2	5	0	.286	4	7	0	.364
Lamar	1	6	0	.143	4	8	0	.333
Nicholls	0	7	0	.000	1	10	0	.091


¹includes 0-1 record in FCS playoffs; ²includes 3-1 record in FCS playoffs

2013	Southland				All Games			
	W	L	T	Pct.	W	L	T	Pct.
Southeastern Louisiana ¹	7	0	0	1.000	11	3	0	.786
McNeese State ²	6	1	0	.857	10	3	0	.769
Sam Houston State ³	4	3	0	.571	9	5	0	.643
Central Arkansas	4	3	0	.571	7	5	0	.583
Northwestern State	3	4	0	.429	6	6	0	.500
Lamar	2	5	0	.286	5	7	0	.417
Nicholls	1	6	0	.143	4	8	0	.333
Stephen F. Austin	1	6	0	.143	3	9	0	.250

¹includes 1-1 record in FCS playoffs; ²includes 0-1 record in FCS playoffs; ³includes 1-1 record in FCS playoffs

2014	Southland				All Games			
	W	L	T	Pct.	W	L	T	Pct.
Southeastern Louisiana ¹	7	1	0	.875	9	4	0	.692
Sam Houston State ²	7	1	0	.875	11	5	0	.688
Lamar	5	3	0	.625	8	4	0	.667
Stephen F. Austin ¹	5	3	0	.625	8	5	0	.615
Central Arkansas	5	3	0	.625	6	6	0	.500
McNeese State	4	4	0	.500	6	5	0	.545
Abilene Christian	4	4	0	.500	6	6	0	.500
Northwestern State	4	4	0	.500	6	6	0	.500
UIW	2	6	0	.250	2	9	0	.182
Houston Baptist	1	7	0	.125	2	9	0	.182
Nicholls	0	8	0	.000	0	12	0	.000

¹includes 0-1 record in FCS playoffs; ²includes 3-1 record in FCS playoffs




McNeese State, 1976 Independence Bowl

INDEPENDENCE BOWL

During the early years of the Independence Bowl, the Southland Conference provided its Conference champion as the host for the event. McNeese State captured the crown in 1976 and squared off against Tulsa, winning the inaugural Independence Bowl game.

- 1976 McNeese State 20, Tulsa 16
- 1977 Louisiana Tech 24, Louisville 14
- 1978 East Carolina 35, Louisiana Tech 13
- 1979 Syracuse 31, McNeese State 7
- 1980 Southern Miss 16, McNeese State 14



Darrell Johnson, Lamar; 1964 Pecan Bowl

ALL-TIME FCS PLAYOFF RECORDS

Active Membership	Yrs.	W	L	Pct.	Pts.	Opp.
Sam Houston State ¹	8	13	8	.619	567	548
Stephen F. Austin	7	7	7	.500	373	504
McNeese State	15	11	15	.423	530	605
Northwestern State	6	3	6	.333	212	309
Central Arkansas	2	1	2	.333	64	79
Southeastern Louisiana	2	1	2	.333	64	70
Nicholls ¹	3	1	3	.250	74	143
Total Active Schools		37	43	.463	1,884	2,528

Former Members	Yrs.	W	L	Pct.	Pts.	Opp.
Louisiana Tech	2	4	2	.667	175	92
Louisiana-Monroe	4	5	3	.625	291	253
Arkansas State	3	5	3	.625	223	151
Texas State	2	2	2	.500	114	113
Troy	4	3	4	.429	151	182
North Texas	4	0	4	.000	46	81
Total All Schools		51	55	.481	2,625	2,826

¹ Not a member of Southland at time of first participation (1986)

ALL-TIME DIVISION II PLAYOFFS & BOWL HISTORY

Membership	Yrs.	W	L	Pct.	Pts.	Opp.
Texas-Arlington*	1	1	0	1.000	13	0
Louisiana Tech*	4	6	1	.857	149	88
Arkansas State*	3	2	1	.667	81	65
Lamar	1	0	1	.000	17	19
Total	12	11	6	.647	435	322

* indicates former Southland Conference member

ALL-TIME DIVISION II PLAYOFF RESULTS

1964	Pecan Bowl.....	Northern Iowa 19, Lamar 17
1967	Pecan Bowl.....	Texas-Arlington 13, North Dakota State 0
1968	Pecan Bowl.....	North Dakota State 23, Arkansas State 14
1969	Pecan Bowl.....	Arkansas State 29, Drake 21
1970	Pecan Bowl.....	Arkansas State 38, Central Missouri 21
1971	Pioneer Bowl.....	Louisiana Tech 14, Eastern Michigan 3
1972	Grantland Rice Bowl	Louisiana Tech 35, Tennessee State 0
1973	First Round	Louisiana Tech 18, Western Illinois 13
	Semifinals.....	Louisiana Tech 38, Boise State 34
	Championship.....	Louisiana Tech 34, Western Kentucky 0
1974	First Round	Louisiana Tech 10, Western Carolina 7
	Semifinals.....	Central Michigan 34, Louisiana Tech 14



SOUTHLAND IN THE FCS PLAYOFFS

HISTORY & RECORDS

At the Division I FCS level, the Southland Conference won the national championship in 1987, has played in seven national championship games, and has won 51 games in the Division I FCS playoffs.

1982 QF: at Louisiana Tech 38, South Carolina St. 3 SF: Delaware 17, at Louisiana Tech 0	1993 1stR: at McNeese St. 34, William & Mary 28 Idaho 34, at Louisiana-Monroe 31 at Troy 42, Stephen F. Austin 20 QF: Troy 35, at McNeese St. 28	2004 1stR: at Sam Houston St. 54, Western Kentucky 24 at Montana 56, Northwestern St. 7 QF: Sam Houston St. 45, at Eastern Washington 34 SF: at Montana 34, Sam Houston St. 13
1983 QF: at Nevada-Reno 20, North Texas 17 (OT)	1994 1stR: at McNeese St. 34, Idaho 21 at Boise St. 24, North Texas 20 QF: at Montana 30, McNeese St. 28	2005 1stR: at Texas St. 50, Georgia Southern 35 at Furman 14, Nicholls 12 QF: at Texas St. 14, Cal Poly 7 SF: Northern Iowa 40, at Texas St. 37 (OT)
1984 1stR: at Louisiana Tech 66, Mississippi Valley 19 at Arkansas St. 37, Tennessee-Chattanooga 10 QF: Louisiana Tech 44, Alcorn St. 21 at Jackson, Miss. at Montana St. 31, Arkansas St. 14 SF: Louisiana Tech 21, at Middle Tennessee 13 CH: Montana St. 19, Louisiana Tech 6 at Charleston, S.C.	1995 1stR: at McNeese St. 33, Idaho 3 at Stephen F. Austin 34, Eastern Illinois 29 QF: at McNeese St. 52, Delaware 18 Stephen F. Austin 27, at Appalachian St. 17 SF: Marshall 25, at McNeese St. 15 at Montana 70, Stephen F. Austin 14	2006 1stR: at Montana 31, McNeese St. 6
1985 1stR: at Arkansas St. 10, Grambling St. 7 QF: at Nevada-Reno 24, Arkansas St. 23	1996 1stR: at Montana 48, Nicholls 3 at Troy 29, Florida A&M 25 QF: at Troy 31, Murray St. 3 SF: at Montana 70, Troy 7	2007 1stR: Eastern Washington 44, at McNeese St. 15
1986 1stR: at Arkansas St. 48, Sam Houston St. ¹ 7 Nicholls ¹ 28, at Appalachian St. 26 QF: Arkansas St. 55, at Delaware 14 at Georgia Southern 55, Nicholls ¹ 31 SF: at Arkansas St. 24, Eastern Kentucky 10 CH: Georgia Southern 48, Arkansas St. 21 at Tacoma, Wash.	1997 1stR: at Eastern Wash. 40, Northwestern St. 10 at McNeese St. 19, Montana 14 QF: McNeese St. 14, at Western Illinois 12 SF: McNeese St. 23, at Delaware 21 CH: Youngstown St. 10, McNeese St. 9 at Chattanooga, Tenn.	2008 1stR: at Montana 31, Texas St. 13
1987 1stR: at Louisiana-Monroe 30, North Texas 9 QF: at Louisiana-Monroe 33, Eastern Kentucky 32 SF: at Louisiana-Monroe 44, Northern Iowa 41(20T) CH: Louisiana-Monroe 43, Marshall 42 at Pocatello, Idaho	1998 1stR: at Northwestern St. 48, Illinois St. 28 Massachusetts 21, at McNeese St. 19 at Florida A&M 27, Troy 17 QF: at Northwestern St. 31, Appalachian St. 20 SF: Massachusetts 41, at Northwestern St. 31	2009 1stR: at Stephen F. Austin 44, Eastern Washington 33 New Hampshire 49, at McNeese St. 13 QF: at Montana 51, Stephen F. Austin 0
1988 1stR: Northwestern St. 22, at Boise St. 13 at Stephen F. Austin 24, Jackson St. 0 at Marshall 7, North Texas 0 QF: at Idaho 38, Northwestern St. 30 at Georgia Southern 27, Stephen F. Austin 7	1999 1stR: at Troy 27, James Madison 7 QF: Florida A&M 17, at Troy 10	2010 2ndR: Villanova 54, at Stephen F. Austin 24
1989 1stR: at Stephen F. Austin 59, Grambling St. 56 QF: at Stephen F. Austin 55, Southwest Missouri 25 SF: at Stephen F. Austin 21, Furman 19 CH: Georgia Southern 37, Stephen F. Austin 34 at Statesboro, Ga.	2000 1stR: Appalachian St. 33, at Troy 30 at Georgia Southern 42, McNeese St. 17	2011 1stR: Central Arkansas 34, Tennessee Tech 14 at Montana 41, Central Arkansas 14 at Sam Houston St. 34, Stony Brook 27 QF: at Sam Houston St. 49, Montana St. 13 SF: at Sam Houston St. 31, Montana 28 CH: North Dakota St. 17, Sam Houston St. 6 at Frisco, Texas
1990 1stR: at Nevada 27, Louisiana-Monroe 14	2001 1stR: at Sam Houston St. 34, Northern Arizona 31 at Montana 28, Northwestern St. 19 Maine 14, at McNeese St. 10 QF: at Montana 49, Sam Houston St. 24	2012 2ndR: at Sam Houston St. 18, Cal Poly 16 at Georgia Southern 24, Central Arkansas 16 QF: Sam Houston St. 34, at Montana St. 16 SF: Sam Houston St. 45, at Eastern Washington 42 CH: North Dakota St. 39, Sam Houston St. 13 at Frisco, Texas
1991 1stR: at Nevada 22, McNeese St. 16 at Middle Tennessee St. 20, Sam Houston St. 19 (OT)	2002 1stR: at McNeese St. 21, Montana St. 14 at Montana 45, Northwestern St. 14 at McNeese St. 24, Montana 20 SF: at McNeese St. 39, Villanova 28 CH: Western Kentucky 34, McNeese St. 14 at Chattanooga, Tenn.	2013 1stR: at Sam Houston St. 51, Southern Utah 20 2ndR: Jacksonville St. 31, at McNeese St. 10 at Southeastern La. 30, Sam Houston St. 29 QF: New Hampshire 20, at Southeastern La. 17
1992 1stR: at Louisiana-Monroe 78, Alcorn St. 27 McNeese St. 23, at Idaho 20 QF: Delaware 41, at Louisiana-Monroe 18 at Northern Iowa 29, McNeese St. 7	2003 1stR: Northern Arizona 35, at McNeese St. 3	2014 1stR: at Sam Houston St. 21, Southeastern La. 17 at Northern Iowa 44, Stephen F. Austin 10 2ndR: Sam Houston St. 37, at Jacksonville St. 26 QF: Sam Houston St. 34, at Villanova 31 SF: at North Dakota St. 35, Sam Houston St. 3

FIRST-TEAM ALL-AMERICANS



ACTIVE MEMBERS

Abilene Christian

1965	Larry Cox, OT	AP
1969	Chip Bennett, LB	AP, AFCA
1970	Jim Lindsey, QB	AP, AFCA

Central Arkansas

2008	Nathan Brown, QB	SN
	Marquez Branson, TE	SNet
	Larry Hart, DE	AP, Camp, SN
2011	Nathan Dick, QB	CSN
2012	Corey Howard, C	Camp, CSN
2014	Cole Carruthers, OL	AP, CSN

Lamar

1967	Sperguson Wynn, OG	AP
1983	Eugene Seale, LB	AP
1985	Burton Murchison, RB	AP, FN

McNeese State

1972	James Moore, TE	AP
1974	James Files, OT	AFCA
1982	Leonard Smith, DB	AFCA, AP
1988	Glenn Koch, OL	SNet
1991	Terry Irving, LB	FG
1992	Terry Irving, LB	AP, Camp, FG, KK
1993	Terry Irving, LB	AP, Camp, FG, KK, SNet
	Jose Larios, K	AP, SNet
1994	Ron Cherry, OT	AFCA, AP, Camp, SNet
1995	Kavika Pittman, DT	AFCA, AP, SNet, Camp
1996	Zack Bronson, DB	AFCA, SNet, Camp
1997	Donnie Ashley, KR	AP
	Charles Ayro, LB	Camp, SNet, STick
	Blair Bradley, DL	STick
	Chris Fontenot, TE	Camp
	Shonz LaFrenz, K	STick
	Reggie Nelson, OL	AFCA, SNet, STick
1998	Charles Ayro, LB	AFCA, Camp, SNetUSA
	Shonz LaFrenz, K	Camp
	Reggie Nelson, OL	AFCA, AP, Camp, SNet
1999	Shonz LaFrenz, K	Camp
2000	Wes Hines, OL	FG
	Jake Morrison, DL	AP
2001	Joe Judge, DB	FG
2002	Jason Davis, OL	AP, Camp, FG, SNet
	B.J. McNutt, DL	FG
	Roderick Royal, LB	AP, Camp, FG, SNet
	Hadley Prince, DB	AFCA, AP, Camp, FG
2003	Dwight Hudler, OL	AP, SNet
	Roderick Royal, LB	AFCA, AP, FG, SNet
2006	Bryan Smith, DL	AP, SNet
	Steven Whitehead, RS	AP, SNet
2007	Bryan Smith, DL	AFCA, AP, Camp, CSN
2012	Darius Carey, PR	SNet
2013	Arinze Agada, OL	CSN

Nicholls

1994	Daryl Pounds, DB	AP, FG
2002	LeJuan Walker, RS	FG
2003	Chris Thompson, DB	FG
2007	Lardarius Webb, DB	Camp, CSN, SNet
2008	Lardarius Webb, DB	AFCA, AP, SN, SNet

Northwestern State

1990	Greg Necaize, DE	Camp, SNet
1991	Andre Carron, LB	AP, Camp, FG, KK, SNet
1992	Adrian Hardy, DB	AP, FG
1998	Jermaine Jones, DB	AFCA, AP, Camp, FG, SNet, USA
1997	Tony Maranto, DB	AFCA, AP
1999	William Broussard, OL	Camp
	Mike Green, DB	AFCA, AP, FG
2000	Terrence McGee, PR	FG
2002	Roy Locks, DL	AFCA, AP
2004	Jamall Johnson, LB	AP
2006	Tory Collins, DL	AFCA
2007	Demetress Bell, OL	AP, CSN
2014	Imoan Claiborne, DB	CSN

Sam Houston State

1988	Lish Adams, LB	FN
1991	Michael Bankston, DL	AP, Camp, SNet
	Murphy Yates, OL	Camp, SNet
1997	Kevin Pesak, TE	SNet
2001	Jonathon Cooper, WR	AP, FG, SNet
	Keith Davis, DB	AFCA
	Keith Heinrich, TE	SNet
2004	Lance Garner, PK	FG
2005	Corey Roberts, TE	AFCA
2007	Blake Martin, TE	AP, CSN
2011	Timothy Flanders, RB	AFCA
	Richard Sincere, WR	CSN
	Darnell Taylor, S	AFCA, CSN
	Travis Watson, OL	CSN
2012	Timothy Flanders, RB	SNet
	Richard Sincere, AP	SNet
	Darnell Taylor, DB/SS	AFCA, AP, Camp, CSN, SNet
2013	Torrance Williams, PR	SNet, CSN

Southeastern Louisiana

2013	Seth Sebastian, K	AP, FCSADA
	Cquelin Hubert, LB	AFCA, CSN
	Xavier Roberson, KR	Camp, SNet, CSN, FCSADA
2014	Marquel Combs, DT	CSN

Stephen F. Austin

1988	Bruce Alexander, CB	Camp
	David Gibbs, DT	Camp
	Eric Lokey, LB	AFCA, Camp, SNet
	Keith Melcher, DE	Camp
1989	David Whitmore, S	AFCA, AP, FN
1993	Cedric Walker, DB	AP, Camp, FG, KK, SNet
1995	Lee Kirk, OL	Camp
	Joe Wylie, OL	AFCA, AP, Camp
1996	Jeremiah Trotter, LB	AFCA, Camp, FG
1997	Mikhael Ricks, WR	AFCA, AP, Camp, SNet
	Jeremiah Trotter, LB	AFCA, AP, Camp, SNet
1998	Chad Stanley, P	AFCA, AP, Camp, SNet, USA
2003	Brent Hafford, DB	AFCA, AP
2009	Tim Knicky, DE	Camp
2010	Kenneth Charles, DL	AFCA
	Jeremy Moses, QB	AFCA, AP, Camp, SNet
	Gralyn Crawford, RS	AP, Camp, SNet
2011	George Bias, OL	AP
	Gralyn Crawford, KR	SNet
2014	Gus Johnson, RB	AFCA, SNet

Current Awards: AP - Associated Press; AFCA - American Football Coaches Association; Camp - Walter Camp; SNet - Sports Network; CSN - College Sporting News; FCSADA - FCS Athletics Directors Association.

Previous Awards: FG - Don Hansen's Football Gazette; KK - Kodak; SN - The Sporting News; FN - Football News; STick - Sports Ticker; USA - USA Today/ESPN.

FORMER MEMBERS

Arkansas State

1964	Dan Summers, OG	AP
1965	Dan Summers, OG	AP
1968	Bill Bergey, LB	AFCA, AP
1969	Dan Buckley, C	AP
	Clovis Swinney, DT	AFCA, AP
1970	Bill Phillips, OG	AP
	Calvin Harrell, HB	AFCA
1971	Calvin Harrell, RB	AFCA
	Dennis Meyer, DB	AFCA, AP
	Wayne Dorton, OG	AP
1973	Doug Lowrey, OG	AFCA
1975	Ken Jones, OG	FWA, SNet
1976	T. J. Humphreys, OG	AP
1984	Carter Ray Crawford, NG	AFCA, AP, FN
1985	Carter Ray Crawford, NG	AFCA, AP, FN
	Ray Brown, OT	FN
1986	Randy Barnhill, OG	AFCA, AP

Jacksonville State

2002	Deon White, OL	FG
------	----------------	----

Louisiana-Monroe

1982	Bruce Daigle, DB	AP
	Arthur Christophe, C	AP
1983	Mike Grantham, OG	AP
1984	Mike Grantham, OG	AP
1985	Mike Turner, DB	AP
1987	Claude Brumfield, DT	AFCA, FN
	John Clement, OT	AP, FN; PK
1988	Cyril Crutchfield, DB	AFCA, AP, Camp, SNet
1989	Jackie Harris, TE	AFCA
1990	Cisco Richard, RB	SNet
1992	Jeff Blackshear, OL	KK
	Vincent Brisby, WR	Camp, FG
	Roosevelt Potts, RB	FG, KK
	Vic Zordan, C	AP, Camp, FG, SNet
1993	Raymond Baptiste, OL	AP, Camp, FG, SNet
	James Folston, OL	AP, Camp, FG

Louisiana Tech

1972	Roger Carr, FL	AFCA
1973	Roger Carr, WR	AFCA, AP
1974	Mike Barber, TE	AP
	Fred Dean, DT	AFCA, AP
1982	Matt Dunigan, QB	AFCA, AP
1984	Doug Landry, LB	AFCA, AP, FN
	Walter Johnson, DE	AP
1985	Doug Landry, LB	AP, FN
1986	Walter Johnson, DE	AFCA, AP

North Texas

1983	Rayford Cooks, DT	AP
	Ronnie Hickman, DE	AP
1988	Rex Johnson, DL	AFCA
1990	Mike Davis, DL	KK

Texas-Arlington

1966	Ken Ozee, DT	AP
1967	Robert Diem, OG	AFCA
	Robert Willbanks, S	AFCA, AP
1984	Bruce Collie, OT	AFCA, AP, FN

Texas State

1990	Reggie Rivers, RB	KK, Camp, SNet
1991	Ervin Thomas, OL	KK
1996	Claude Mathis, RB	AFCA, AP, Camp, SNet
1997	Claude Mathis, RB	AFCA, AP, SNet
2000	C.J. Carroll, DB	AFCA, AP, Camp, FG, SNet
2004	Cory Eloff, P	AFCA
2005	Fred Evans, DL	AFCA
2007	Chris MacDonald, P	AFCA, AP, Camp
2008	Cameron Luke, WR	SN

Trinity

1967	Marvin Upshaw, DT	AFCA
------	-------------------	------

Troy

1996	Kerry Jenkins, OL	AFCA
	Pratt Lyons, DL	AFCA, Camp, FG, SNet
1998	Al Lucas, DL	FG
	Cleve Roberts, OL	FG
	Eric Sloan, DB	Camp
	Marcus Spriggs, DL	AFCA, Camp, USA
1999	Al Lucas, DL	AP, Camp, FG, SNet
	Michael Moore, OL	AFCA, Camp, FG
	Anthony Rabb, LB	FG
	Eric Sloan, DB	Camp
2000	Lawrence Tynes, K	AFCA, AP



Al Lucas, Troy



Rushing Yards

Total	Player, School, Opponent
310	Claude Mathis, TXST vs. Stephen F. Austin, 1996
308	Claude Mathis, TXST vs. Jacksonville State 1997
304	Tony Citizen, MCN vs. Prairie View A&M, 1986
289	Isiah Stoker, SFA vs. Jacksonville State, 1999
287	Timothy Flanders, SHSU vs. Montana, 2011
283	Lee Davis, TXST vs. Arkansas-Monticello, 2001
281	Tuskani Figaro, NICH vs. Arkansas Tech, 2013
280	Timothy Flanders, SHSU vs. Eastern Washington, 2013
278	D.D. Terry, SHSU vs. Southeastern Louisiana, 2006
275	Don Harr, ACU vs. McMurry, 1970
265	Corey Thomas, NICH vs. Samford, 1994

Passing Yards

Total	Player, School, Opponent
662	Brady Attaway, SFA vs. Prairie View A&M, 2013
619	Doug Pederson, ULM vs. Stephen F. Austin, 1989
577	Dustin Long, SHSU vs. McNeese State, 2004
571	Todd Hammel, SFA vs. Louisiana-Monroe, 1989
554	Caleb Berry, LU vs. Central Arkansas, 2014
545	Brady Attaway, SFA vs. Sam Houston State, 2012
534	Todd Hammel, SFA vs. Sam Houston State, 1989
517	Todd Hammel, SFA vs. Grambling State, 1989
508	Jeremy Moses, SFA vs. Texas State, 2007
506	Rhett Bomar, SHSU vs. Southeastern Louisiana, 2008

Receiving Yards

Total	Player, School, Opponent
247	Ronald Bonner, JSU vs. Northwestern State, 1997
242	Aaron Thomas, SFA vs. Prairie View A&M, 2013
242	Jonathon Cooper, SHSU vs. Western Illinois, 2001
239	Jason Madkins, SHSU vs. North Dakota State, 2009
238	Ed Eagan, NSU vs. McNeese State, 2014
235	Catron Houston, SHSU vs. Southeastern Louisiana, 2008
231	Scott Ford, UNT vs. Abilene Christian, 1992
229	Tyler Boyd, SFA vs. Lamar, 2013
227	Vincent Brisby, ULM vs. Louisiana-Lafayette, 1992
226	Jason Mathenia, SHSU vs. Eastern Washington 2004

Total Offensive Yards

Total	Player, School, Opponent
655	Brady Attaway, SFA vs. Prairie View A&M, 2013
598	Dustin Long, SHSU vs. McNeese State, 2004
595	Doug Pederson, ULM vs. Stephen F. Austin, 1989
591	Caleb Berry, LU vs. Central Arkansas, 2014
562	Todd Hammel, SFA vs. Louisiana-Monroe, 1989
545	Brady Attaway, SFA vs. Sam Houston State, 2012
539	Todd Hammel, SFA vs. Grambling State, 1989
534	Blake Joseph, SHSU vs. North Dakota State, 2009
526	Barrick Nealy, TXST vs. Georgia Southern, 2005
524	Wynrick Smothers, UCA vs. McNeese State, 2013

Field Goals by Distance

Total	Player, School, Opponent
63	Joe Duren, ASU vs. McNeese State, 1974
60	Skipper Butler, UTA vs. East Texas State, 1968
58	Bob Bearden, ACU vs. Angelo State, 1969
58	Chuck Rawlinson, SFA vs. Sam Houston State, 1991
57	Rafael Septien, ULL vs. Lamar, 1974
57	Jesse Garcia, ULM vs. Nicholls State, 1983

56	Joe Duren, ASU vs. McNeese State, 1974
56	Jesse Garcia, ULM vs. McNeese State, 1982
55	Four Players, most recently Ryan Adams, SLU vs. Northwestern State, 2014

Punts by Distance

Total	Player, School, Opponent
91	Bart Helsley, UNT vs. Louisiana Monroe, 1990
87	John Starnes, UNT vs. Texas-Arlington, 1983
86	Lynn Bock, LU vs. West Texas A&M, 1972
86	Cory Eloff, TXST vs. McNeese State, 2003
84	Steve Laidlaw, TRIN vs. Wichita State, 1971
81	Don Stump, MCN vs. West Texas A&M, 1979
81	Matt Allen, TROY vs. Nicholls State, 1999
80	Lynn Bock, LU vs. Louisiana-Lafayette, 1973
80	Joe Slayton, ASU vs. Lamar, 1979
80	Ryan Gooch, SFA vs. Northwestern State, 2007

Punt Return by Distance

Total	Player, School, Opponent
96	Darius Carey, MCN vs. Lamar, 2011
96	Lardarius Webb, NICH vs. Texas State, 2007
93	Richard Ellender, MCN vs. Louisiana Tech, 1978
91	Richard Rameriz, TRIN vs. Abilene Christian, 1971
91	Wenford Wilborn, LTU vs. Eastern Michigan, 1971
90	Derrick Harris, SHSU vs. Central Arkansas, 2006
90	Derrick Harris, SHSU vs. Texas State, 2006
90	Marcus Jackson, LU vs. Oklahoma Panhandle State, 2010
90	Terrence McGee, NSU vs. Southern, 2000
89	Bobby Felder, NICH vs. Evangel, 2011
89	Darius Adams, NSU vs. Troy, 1992

Kickoff Return by Distance

Total	Player, School, Opponent
100	Charles McDaniel, LTU vs. Louisiana-Lafayette, 1974
100	Larry Anderson, LTU vs. Illinois State, 1977
100	Tony Felder, UTA vs. Lamar, 1980
100	Ronnie Williams, LTU vs. West Texas A&M, 1981
100	Chris Fontenette, MCN vs. Northwestern State, 1992
100	Joey Hamilton, JSU vs. Samford, 1999
100	Richard Daniels, SFA vs. Louisiana Tech, 2000
100	Richard Daniels, SFA vs. Northern Iowa, 2000
100	Chris Crawford, NICH vs. Texas State, 2003
100	Grayn Crawford, SFA vs. Texas State, 2011
100	Mike Brooks, SFA vs. McNeese State, 2013

Interception Return by Distance

Total	Player, School, Opponent
100	Warren Smith, SFA vs. Nicholls State, 1990
99	Chris Middleton, UTA vs. Lamar, 1979
98	Jestin Love, UCA vs. Nicholls State, 2010
98	Ryan Bronson, MCN vs. Central Arkansas, 2013
98	Marvin Mitchell, UCA vs. Stephen F. Austin, 2013
98	Aaron Sam, MCN vs. Nebraska, 2014
96	Tyrus McGlothen, LU vs. Southeastern Louisiana, 2012
96	Jarrold Dale, UCA vs. Tennessee-Martin, 2007
97	Reggie Spencer, JSU vs. McNeese State, 2001
96	Davis Easterling, MCN vs. Northwestern State, 1990



SINGLE SEASON TOP 10

HISTORY & RECORDS

Total Offense

Name, School	Year	TP	Rush	Pass	Yds
Todd Hammel, SFA	1989	696	-70	5,364	5,294
Dustin Long, SHSU	2004	576	-12	4,588	4,576
Bryan Bennett, SLU	2013	537	1,046	3,165	4,211
Brady Attaway, SFA	2013	600	-58	4,268	4,210
Jeremy Moses, SFA	2009	617	37	4,124	4,161
Jeremy Moses, SFA	2008	654	-74	4,026	3,952
Caleb Berry, LU	2014	555	226	3,709	3,935
Barrick Nealy, TXST	2005	522	1,057	2,875	3,932
Jeremy Moses, SFA	2010	566	-68	3,998	3,930
Josh McCown, SHSU	2001	541	351	3,481	3,832

All-Purpose Yards

Name, School	Year	G	Avg.	Yards
Larry Centers, SFA	1989	15	159.2	2,388
Karrington Bush, TXST	2008	13	179.2	2,330
Clarence Matthews, NSU	1995	11	207.0	2,277
Claude Mathis, TXST	1995	11	205.8	2,264
Gralyn Crawford, SFA	2010	12	183.9	2,207
Ed Eagan, NSU	2014	12	180.8	2,169
Timothy Flanders, SHSU	2011	15	137.2	2,058
Donald Wilkerson, TXST	1994	11	186.2	2,048
B.J. Sams, MCN	2003	12	166.9	2,003
Diontae Spencer, MCN	2013	13	145.8	1,895

Rushing Yards

Name, School	Year	TC	Avg	TD	Yds
Gus Johnson, SFA	2014	256	6.6	23	1,683
Timothy Flanders, SHSU	2011	298	5.5	22	1,644
Timothy Flanders, SHSU	2012	288	5.7	17	1,642
Claude Mathis, TXST	1997	311	5.1	14	1,595
Claude Mathis, TXST	1996	294	5.4	16	1,593
Donald Wilkerson, TXST	1994	302	5.2	9	1,569
Irving Spikes, ULM	1993	246	6.4	14	1,563
Burton Murchison, LU	1985	265	5.8	8	1,547
Tony Taylor, NSU	2000	302	5.0	9	1,506
Tony Taylor, NSU	1999	263	5.5	16	1,441

Passing Yards

Name, School	Year	Att-Cmp-Int	TD	Yds
Todd Hammel, SFA	1989	577-316-23	48	5,364
Dustin Long, SHSU	2004	531-333-18	39	4,588
Brady Attaway, SFA	2013	349-584-21	32	4,268
Jeremy Moses, SFA	2009	566-385-21	40	4,124
Jeremy Moses, SFA	2008	598-352-20	41	4,026
Jeremy Moses, SFA	2010	550-336-7	34	3,998
Caleb Berry, LU	2014	269-459-13	33	3,709
Brady Attaway, SFA	2012	570-334-21	29	3,671
Josh McCown, SHSU	2001	429-259-12	32	3,481
Rhett Bomar, SHSU	2008	436-245-13	27	3,355

Receptions

Name, School	Year	Yds	Avg	TD	No
Duane Brooks, SFA	2009	1,076	9.1	6	118
Jarrold Fuller, SHSU	2004	1,383	14.0	8	99
Jonathon Cooper, SHSU	2001	1,304	16.7	17	92
Ronnie Vinson, ACU	1969	1,214	14.8	9	82
Reggie Begelton, LU	2013	858	10.5	8	82
Da'Marcus Griggs, TXST	2009	969	7.3	8	80
Tyler Boyd, SFA	2013	1,183	15.0	8	79
Cordell Roberson, SFA	2012	1,006	8.6	10	77

Billy Ryckman, LTU	1976	1,382	17.9	10	77
Mike Brooks, SFA	2013	985	13.0	11	76

Receiving Yards

Name, School	Year	G	Avg.	Yards
Jonathon Cooper, SHSU	2001	13	113.6	1,477
Jarrold Fuller, SHSU	2004	14	98.8	1,383
Billy Ryckman, LTU	1976	11	125.6	1,382
Mikhael Ricks, SFA	1997	11	123.5	1,358
Jason Mathenia, SHSU	2004	14	96.9	1,357
Rod Foppe, LTU	1977	11	115.8	1,274
Cameron Luke, TXST	2008	13	97.5	1,268
Ronnie Vinson, ACU	1969	10	121.4	1,214
Tyler Boyd, SFA	2013	12	98.6	1,183
Mark Roberts, LU	2014	12	25.2	1,157

Scoring

Name, School	Year	G	PPG	Pts.
Timothy Flanders, SHSU	2011	15	9.6	144
Gus Johnson, SFA	2014	13	10.6	138
Miguel Antonio, SHSU	2012	15	8.9	133
Brent Grimes, UCA	2008	12	10.5	126
Keshawn Hill, SHSU	2104	15	8.4	126
Luther Turner, SHSU	1987	11	10.9	120
Toddrick Pendland, MCN	2009	11	10.7	118
Shonz LaFrenz, MCN	1997	15	7.8	117
Seth Sebastian, SLU	2013	14	8.1	114
Brent Grimes, UCA	2009	12	9.5	114
Jessie Burton, MCN	1998	10	11.4	114

Kick Scoring

Name, School	Year	G	PPG	Pts.
Miguel Antonio, SHSU	2012	15	8.9	133
Luc Swimerbergh, SHSU	2014	15	7.6	128
Shonz LaFrenz, MCN	1997	15	7.8	117
Seth Sebastian, SLU	2013	14	8.1	114
Evan Engwall, SFA	2009	13	8.5	111
Chuck Rawlinson, SFA	1989	15	7.4	111
Jose Larios, MCN	1995	14	7.9	110
Ryan Adams, SLU	2014	13	8.3	108
Lance Garner, SHSU	2004	13	8.1	105
Jose Larios, MCN	1993	13	7.7	100
Matt Haerkamp, TROY	1996	14	7.1	100

Field Goals Made

Name, School	Year	G	FGM	FGA
Shonz LaFrenz, MCN	1997	15	25	35
George Benyola, LTU	1985	11	24	31
Chuck Rawlinson, SFA	1988	12	22	29
Scott Roper, ASU	1986	11	21	28
Matt Stover, LTU	1986	11	21	25
Miguel Antonio, SHSU	2012	15	20	25
Teddy Garcia, ULM	1987	15	20	28
John Rovert, ULL	1977	12	19	25
Keith Chapman, UNT	1989	11	19	27
Matt Huerkamp, TROY	1996	14	18	24
Robert Weeks, NSU	2006	11	18	24

SINGLE SEASON TOP 10



Punting Average (minimum 12 punts)

Name, School	Year	Punts	Avg.
Chad Stanley, SFA	1998	58	46.60
Chris MacDonald, TXST	2007	49	45.92
Richie Rhodes, JSU	2001	39	45.69
Paul Alsbury, TXST	1990	39	44.85
Ryan Klaus, SHSU	1998	71	44.82
Chad Stanley, SFA	1997	62	44.69
Christian Guzman, HBU	2014	67	44.10
Lachlan Edwards, SHSU	2014	80	44.06
Matthew Spencer, UCA	2014	45	43.96
Don Stump, MCN	1981	41	43.73

Punt Return Yards

Name, School	Year	G	Ret.	Yds.
Donnie Ashley, MCN	1997	15	44	528
Eurosius Parker, JSU	1998	11	34	477
B.J. Sams, MCN	2002	14	41	471
Torrance Williams, SHSU	2013	14	29	464
Bruce Alexander, SFA	1988	13	31	459
Lawrence Anderson, LTU	1977	11	44	441
Terrence McGee, NSU	2000	11	18	427
Erwin Brown, MCN	1993	12	38	414
Darrell Slater, ULM	1984	11	49	405
Richard Ellender, MCN	1978	11	22	398

Punt Return Average (minimum 12 returns)

Name, School	Year	Ret.	Avg.
Derrick Harris, SHSU	2006	15	24.4
Terrence McGee, NSU	2000	18	23.7
Tristan Jackson, UCA	2007	12	23.6
KaRon Coleman, SFA	1999	17	20.4
Terry Whiting, ASU	1971	16	19.4
Richard Ellender, MCN	1978	22	18.1
Kevin Johnson, LU	2013	12	18.0
Claude Mathis, TXST	1995	20	17.6
Johnny Fuller, LU	1967	20	17.2
Lardarius Webb, NICH	2007	16	17.1

Kick Return Yards

Name, School	Year	G	Ret.	Yds.
Jordan Wells, SLU	2011	11	52	1,383
Chika Madu, NICH	2011	11	52	1,269
Jatavious Wilson, UCA	2014	12	46	1,140
Keenan Canty, NICH	2015	12	55	1,085
Karrington Bush, TXST	2008	13	42	1,055
Ed Eagan, NSU	2014	12	45	1,045
Gralyn Crawford, SFA	2010	12	37	1,038
Brandon Closner, SHSU	2010	11	38	981
Tim Fields, SFA	1989	15	36	936
Karrington Bush, TXST	2010	11	34	932

Kick Return Average (minimum 12 returns)

Name, School	Year	Ret.	Avg.
Xavier Roberson, SLU	2013	26	35.2
Chris Crawford, NICH	2003	20	32.3
Andy Swafford, TROY	1997	14	31.4
Jatavious Wilson, UCA	2013	19	30.6
Kearney Blalack, ASU	1970	14	30.4
LeJuan Walker, NICH	2002	18	29.7
Lardarius Webb, NICH	2008	16	29.5
Diontae Spencer, MCN	2013	13	29.4
Claude Mathis, TXST	1994	26	29.4
De'Vante Lacy, SFA	2012	12	29.2

Tackles

Name, School	Year	G	Solo	Ast	Total
Bill Bergey, ASU	1968	11	N/A	N/A	196
Doug Landry, LTU	1983	11	104	74	178
Andre Carron, NSU	1991	11	118	158	176
Chad Coleman, TXST	1990	11	70	105	175
Charles Ayro, MCN	1997	15	110	61	171
Ypres Thomas, TXST	1996	11	96	68	164
Rod Royal, MCN	2002	15	101	59	160
Ronnie Washington, ULM	1984	11	102	58	160
Terry Irving, MCN	1993	13	49	159	159
<i>Three athletes tied</i>					<i>156</i>

Sacks

Name, School	Year	G	Total
Roderick Stansell, SFA	1989	15	18.0
Kavika Pittman, MCN	1995	13	15.5
Greg Necaize, NSU	1990	11	15.5
John Kulakowski, NSU	1987	11	15.0
Andre Finley, SHSU	1988	11	15.0
Willie Jefferson, SFA	2011	11	15.0
Willis Hudson, UNT	1994	12	14.5
Mark Word, JSU	1998	11	14.5
Greenwood Horn, SHSU	1992	11	14.0
Walter Johnson, LTU	1996	11	14.0

Interceptions

Name, School	Year	G	Total
Dennis Meyer, ASU	1970	11	11
John Causey, LTU	1972	11	10
Cedric Walker, SFA	1990	11	10
Zack Bronson, MCN	1993	13	9
Rod Gulley, MCN	2002	15	9
Dick Ritchey, ASU	1965	9	8
David Fuller, ACU	1966	10	8
Ron Irving, ULL	1976	11	8
Darryl Pounds, NICH	1991	11	8
Daxton Swanson, SHSU	2011	15	8
Stanley Tieken, TRIN	1965	11	8



Total Offense Plays

Name, School	Years	Plays
Jeremy Moses, SFA	2007-10	2,034
Brady Attaway, SFA	2010-13	1,738
Kerry Joseph, MCN	1992-95	1,649
Scott Davis, UNT	1987-90	1,549
Bradley George, TXST	2005-09	1,479
Mitch Maher, UNT	1991-94	1,471
Jim Lindsey, ACU	1967-70	1,460
Brian Bell, SHSU	2010-13	1,439
Montressa Kirby, JSU	1995-98	1,392
Barrick Nealy, TXST	2003-05	1,382

Total Offense Yards

Name, School	Years	Plays	Rush	Pass	Yds
Jeremy Moses, SFA	2007-10	2,034	-200	13,401	13,201
Brady Attaway, SFA	2010-13	1,738	-242	11,433	11,191
Nathan Brown ¹ , UCA	2005-08	1,474	435	10,558	10,993
Derrick Fourroux, MCN	2006-09	1,517	2,037	8,226	10,263
Brian Bell, SHSU	2010-13	1,439	1,526	8,655	10,181
Bradley George, TXST	2006-09	1,479	230	9,556	9,786
Kerry Joseph, MCN	1992-95	1,649	1,802	7,874	9,676
Mitch Maher, UNT	1991-94	1,471	487	8,519	9,006
Barrick Nealy, TXST	2003-05	1,382	1,727	7,206	8,933
Todd Hammel ¹ , SFA	1987-89	1,359	184	8,631	8,815

¹entire career not played as Southland member

Rushing Attempts

Name, School	Years	Att.
Timothy Flanders, SHSU	2010-13	999
Claude Mathis, TXST	1994-97	882
Henry Fields, MCN	1992-95	839
Leonard Harris, SFA	1992-95	741
Larry Centers, SFA	1987-89	709
Bronson Sanders, TXST	1998-01	709
Tony Taylor, NSU	1998-00	688
Josh Son, NICH	2000-03	664
Calvin Harrell, ASU	1968-71	660
Roosevelt Potts, ULM	1990-92	658

Rushing Net Yards

Name, School	Years	Car	Avg	TD	Yds
Timothy Flanders, SHSU	2010-13	999	5.6	66	5,664
Claude Mathis, TXST	1994-97	882	5.3	45	4,694
Henry Fields, MCN	1992-95	839	5.2	30	4,358
Buford Jordan, MCN	1980-83	750	5.5	43	4,106
Gus Johnson, SFA	2011-14	631	6.2	51	3,907
Leonard Harris, SFA	1992-95	741	5.1	28	3,771
Tony Taylor, NSU	1998-00	688	5.4	32	3,720
Derrick Jensen, UTA	1974-77	676	4.9	14	3,346
Tony Citizen, MCN	1986-88	713	4.6	28	3,284
Scotty Caldwell, UTA	1981-84	652	5.0	31	3,267

Rushing Touchdowns

Name, School	Years	TDs
Timothy Flanders, SHSU	2010-13	66
Charles McDaniel, LTU	1971-74	52
Gus Johnson, SFA	2011-14	51
Brent Grimes, UCA	2006-09	50
Buford Jordan, MCN	1980-83	45
Claude Mathis, TXST	1994-97	45
Toddrick Pendland, MCN	2006-09	37
Arry Moody, LTU	1973-76	36
Keshawn Hill, SHSU	2011-14	34
Joe Jackson, TROY	1994-97	34
Derrick Johnese, NSU	2002-04	34

Passing Yards

Name, School	Years	Att-Cmp-Int	TD	Yds
Jeremy Moses, SFA	2007-10	1,893-1,184-55	121	13,401
Brady Attaway, SFA	2010-13	1,688-1,004-66	89	11,433
Nathan Brown ¹ , UCA	2005-08	1,267-856-32	100	10,558
Bradley George, TXST	2006-09	1,277-753-35	76	9,556
Brian Bell, SHSU	2010-13	1,077-621-31	84	8,655
Todd Hammel ¹ , SFA	1986-89	1,060-544-51	65	8,631
Jim Lindsey, ACU	1967-70	1,237-642-69	61	8,521
Mitch Maher, UNT	1991-94	1,149-640-50	67	8,519
Derrick Fourroux, MCN	2006-09	1,034-618-24	64	8,226
Kerry Joseph, MCN	1992-95	1,114-565-47	67	7,874

¹entire career not played as Southland member

Passing Attempts

Name, School	Years	Att.
Jeremy Moses, SFA	2007-10	1,893
Brady Attaway, SFA	2010-13	1,688
Bradley George, TXST	2005-09	1,277
Nathan Brown, UCA	2004-08	1,267
Jim Lindsey, ACU	1967-70	1,237
Mitch Maher, UNT	1991-94	1,149
Kerry Joseph, MCN	1992-95	1,114
Caleb Berry, LU	2011-14	1,103
Matt Dunigan, LTU	1979-82	1,103
Brian Babin, SLU	2005-09	1,083

Passing Completions

Name, School	Years	Comp.
Jeremy Moses, SFA	2007-10	1,184
Brady Attaway, SFA	2010-13	1,004
Nathan Brown, UCA	2004-08	856
Bradley George, TXST	2005-09	753
Brian Babin, SLU	2005-09	670
Caleb Berry, LU	2011-14	656
Jim Lindsey, ACU	1967-70	642
Mitch Maher, UNT	1991-94	640
Cody Stroud, MCN	2010-13	627
Brian Bell, SHSU	2010-13	621



Completion Percentage (minimum 500 attempts, two seasons)

Name, School	Years	Comp.	Att.	%
Nathan Brown, UCA	2004-08	856	1,267	67.6
Nathan Dick, UCA	2009-11	514	808	63.6
Jeremy Moses, SFA	2007-10	1,184	1,893	62.5
Brian Babin, SLU	2005-09	670	1,083	61.9
Derrick Fourroux, MCN	2006-09	618	1,034	59.7
Caleb Berry, LU	2011-14	656	1,103	59.5
Cody Stroud, MCN	2010-13	624	1,059	59.2
Michael Williams, SFA	2001-04	313	530	59.1
Bradley George, TXST	2005-09	753	1,277	59.0
Slade Nagle, MCN	1999-01	378	653	57.8

Touchdown Passes

Name, School	Years	TDs
Jeremy Moses, SFA	2007-10	121
Nathan Brown, UCA	2004-08	100
Brady Attaway, SFA	2010-13	89
Brian Bell, SHSU	2010-13	84
Bradley George, TXST	2005-09	76
Caleb Berry, LU	2011-14	71
Kerry Joseph, MCN	1992-95	67
Mitch Maher, UNT	1991-94	67
Todd Hammel, SFA	1987-89	65
Derrick Fourroux, MCN	2006-09	64

Receptions

Name, School	Years	Yds	Avg	TD	Rec
Simmie Yarborough, SLU	2008-11	2,780	12.1	30	229
Cordell Roberson, SFA	2009-12	3,191	14.4	39	221
Matt Dominguez, SHSU	1997-00	3,376	15.3	27	211
Gralyn Crawford, SFA	2009-12	2,623	12.9	20	203
Dezmin Lewis, UCA	2011-14	2,668	13.5	24	197
Duane Brooks, SFA	2008-09	1,939	10.4	10	186
Jonathon Cooper, SHSU	1998-01	2,444	13.2	23	185
David Brown, UNT	1991-94	2,402	13.2	22	182
Dominique Edison, SFA	2005-08	2,696	14.8	28	182
Cisco Richard, ULM	1987-90	1,874	10.5	12	179

Receiving Yards

Name, School	Years	Yds.
Matt Dominguez, SHSU	1997-00	3,273
Cordell Roberson, SFA	2009-12	3,191
Joey Hamilton, JSU	1996-99	2,903
Simmie Yarborough, SLU	2008-11	2,780
Roger Carr, LTU	1970-73	2,717
Dominique Edison, SFA	2005-08	2,696
Dezmin Lewis, UCA	2011-14	2,668
Jermaine Martin, MCN	1999-02	2,636
Jonathon Cooper, SHSU	1998-01	2,617
Chris Jefferson, SFA	1993-95	2,571

Receiving Touchdowns

Name, School	Years	TDs
Cordell Roberson, SFA	2009-12	39
Cameron Luke, TXST	2006-08	32
Simmie Yarborough, SLU	2008-11	30
Dominique Edison, SFA	2005-08	28
Matt Dominguez, SHSU	1997-00	27
Jonathon Cooper, SHSU	1998-01	24
Dezmin Lewis, UCA	2011-14	24
Joey Hamilton, JSU	1996-99	23
David Brown, UNT	1991-94	22
Mikhael Ricks, SFA	1994-97	22

Total Points

Name, School	Years	PAT	FG	TD	Points
Timothy Flanders, SHSU	2010-13	0	0	70	420
Jose Larios, MCN	1992-95	158	66	0	356
Brent Grimes, UCA	2006-09	0	0	59	354
Jordan Wiggs, SFA	2011-14	180	56	0	348
Miguel Antonio, SHSU	2009-12	171	51	0	324
Shonz Lafrenz, MCN	1996-99	126	66	0	324
Charles, McDaniel, LTU	1971-74	12	0	52	324
Gus Johnson, SFA	2011-14	0	0	52	312
Chuck Rawlinson, SFA	1988-91	129	57	0	300
Blake Bercegeay, MCN	2005-08	151	48	0	295

Total Touchdowns

Name, School	Years	TDs
Timothy Flanders, SHSU	2010-13	70
Brent Grimes, UCA	2006-09	59
Gus Johnson, SFA	2011-14	52
Charles McDaniel, LTU	1971-74	52
Claude Mathis, TXST	1994-97	49
Toddrick Pendland, MCN	2006-09	46
Buford Jordan, MCN	1980-83	45
Keshawn Hill, SHSU	2011-14	41
Cordell Roberson, SFA	2009-12	39
Arry Moody, LTU	1973-76	36
KaRon Coleman, SFA	1996-99	36

PAT Kicks Made

Name, School	Years	No.
Jordan Wiggs, SFA	2011-14	180
Eddie Camara, UCA	2011-14	173
Miguel Antonio, SHSU	2009-12	171
Jose Larios, MCN	1992-95	158
Blake Bercegeay, MCN	2005-08	151
Seth Sebastian, SLU	2010-13	151
Josh Lewis, MCN	2009-12	144
John Marino, MCN	2001-04	134
Tommy Hebert, NSU	2002-04	131
Chuck Rawlinson, SFA	1988-91	129



PAT Kicks Attempted

Name, School	Years	No.
Jordan Wiggs, SFA	2011-14	187
Eddie Camara, UCA	2011-14	178
Miguel Antonio, SHSU	2009-12	174
Jose Larios, MCN	1992-95	163
Blake Bercegeay, MCN	2005-08	160
Seth Sebastian, SLU	2010-13	156
Josh Lewis, MCN	2009-12	154
John Marino, MCN	2001-04	150
Jerry Pope, LTU	1973-76	144
Ryan Rossner, SFA	2000-01	137

PAT Kick Percentage (minimum 100 attempts, two seasons)

Name, School	Years	M	A	%
Billy Hayes, SHSU	1985-88	117	119	98.32
Andrew Ireland, TXST	2006-08	117	119	98.32
Miguel Antonio, SHSU	2009-12	171	174	98.27
Chuck Rawlinson, SFA	1988-91	129	132	97.73
Eddie Camara, UCA	2011-14	173	178	97.19
Lawrence Tynes, TROY	1997-00	127	131	96.95
Jose Larios, MCN	1992-95	158	163	96.93
Seth Sebastian, SLU	2010-13	151	156	96.79
Jordan Wiggs, SFA	2011-14	180	187	96.26
Don Stump, MCN	1978-81	113	118	95.76

Field Goals Made

Name, School	Years	FGM
Shonz LaFrenz, MCN	1996-99	66
Jose Larios, MCN	1992-95	66
Chuck Rawlinson, SFA	1988-91	57
Teddy Garcia, ULM	1984-87	56
Jordan Wiggs, SFA	2011-14	56
Miguel Antonio, SHSU	2009-12	51
Jeff Turner, SLU	2006-09	50
Keith Chapman, UNT	1985-89	49
Blake Bercegeay, MCN	2005-08	48
Billy Hayes, SHSU	1985-88	47

Field Goals Attempted

Name, School	Years	FGA
Jose Larios, MCN	1992-95	100
Shonz LaFrenz, MCN	1996-99	94
Teddy Garcia, ULM	1984-87	88
Chuck Rawlinson, SFA	1988-91	82
Miguel Antonio, SHSU	2009-12	79
Ryan Rossner, SFA	2000-01, 03-04	77
Jordan Wiggs, SFA	2011-14	77
Keith Chapman, UNT	1985-89	71
Billy Hayes, SHSU	1985-88	71
Lance Wiley, MCN	1985-88	70

Field Goal Percentage (minimum 50 attempts)

Name, School	Years	FGM	FGA	%
Jeff Turner, SLU	2006-09	50	68	73.5
Lawrence Tynes, TROY	1997-00	47	64	73.4
Jordan Wiggs, SFA	2011-14	56	77	72.7
Eric Roberts, MCN	1989-91	38	53	71.7
Eddie Camara, UCA	2011-14	41	58	70.7
Eddie Carmona, UCA	2008-10	38	54	70.4
Shonz LaFrenz, MCN	1996-99	66	94	70.2
Blake Bercegeay, MCN	2005-08	48	69	69.6
Chuck Rawlinson, SFA	1988-91	57	82	69.5
Keith Chapman, UNT	1985-89	49	71	69.0

Total Punts

Name, School	Years	Punts
Barry Bowman, LTU	1983-86	301
Pat Neck, MCN	1990-93	293
John Starnes, UNT	1981-84	286
Jim Poirier, MCN	1987-90	284
Mike Marlow, LU	1978-81	270
Ron Boyette, TRIN	1967-70	269
Bart Bradley, SHSU	1986-89	264
Ricky Fernandez, LU	1982-85	261
Chad McCarty, ULM	1989-92	260
Ryan Klaus, SHSU	1995-98	255
Kollin Kahler, LU	2010-13	255

Punt Average (minimum 100 punts, two seasons)

Name, School	Years	No.	Avg.
Luc Swimberghe, SHSU	2013-present	110	43.6
Chad Stanley, SFA	1996-98	178	43.3
Patrick Dolan, NICH	2007-10	165	43.1
Ryan Klaus, SHSU	1995-98	225	42.1
Cory Eloif, TXST	2003-05	147	41.9
Don Stump, MCN	1978-81	236	41.5
Drew Nelson, SFA	2008-11	203	41.3
Kollin Kahler, LU	2010-13	255	41.3
Bruce Gartman, ASU	1980-82	210	41.2
Bart Bradley, SHSU	1986-89	264	41.2

Punt Returns

Name, School	Years	Ret.
Toby Zeigler, NSU	2002-05	109
Claude Stewart, SHSU	1989-92	103
Billy Anderson, SHSU	1986-88	94
Wenford Wilborn, LTU	1971-74	91
Lawrence Anderson, LTU	1974-77	87
Nat Durant, ULL	1975-78	85
B.J. Sams, MCN	2000-03	84
Marcus Camper, UNT	1985-88	82
Brandon Closner, SHSU	2009-10	79
Three players tied		75



Punt Return Yards

Name, School	Years
Toby Zeigler, NSU	2002-05
B.J. Sams, MCN	2000-03
Billy Anderson, SHSU	1986-88
Steven Whitehead, MCN	2004-08
KaRon Coleman, SFA	1996-99
Lawrence Anderson, LTU	1974-77
Tony Tompkins, SFA	2002-04
Brandon Closner, SHSU	2009-10
Marcus Camper, UNT	1985-88
Terry Whiting, ASU	1968-71

Punt Return Average (minimum 50 attempts)

Name, School	Years
Toby Zeigler, NSU	2002-05
Eurosius Parker, JSU	1995-99
KaRon Coleman, SFA	1996-99
David Plaisance, NICH	2001-04
Terry Whiting, ASU	1968-71
Steven Whitehead, MCN	2004-08
Donnie Ashley, MCN	1995-97
B.J. Sams, MCN	2000-03
Steve Hanschen, ASU	1976-79
Zack Bronson, MCN	1993-96

Punt Returns for Touchdowns

Name, School	Years
Richard Ellender, MCN	1975-78
B.J. Sams, MCN	2000-03
Terrence McGee, NSU	1999-2002
Donnie Ashley, MCN	1995-97
Troy Jones, MCN	1988-89
Cisco Richard, ULM	1987-90
Marcus Camper, UNT	1985-88
<i>10 athletes tied</i>	

Kickoff Returns

Name, School	Years
Isaiah Jackson, UCA	2008-11
Karrington Bush, TXST	2006-09
Jeff Steele, ULM	1986-89
Ed Eagan, NSU	2012-present
Flip Johnson, MCN	1983-86
Chika Madu, NICH	2010-11
Kevin Johnson, LU	2012-14
Mike McArthur, MCN	1975-78
Gralyn Crawford, SFA	2009-12
Red Jones, SHSU	1992-94

Kickoff Return Yards

Yds.	Name, School	Years	Yds.
1,361	Karrington Bush, TXST	2007-10	2,531
922	Isaiah Jackson, UCA	2008-11	2,430
852	Ed Eagan, NSU	2012-present	2,125
849	Chika Madu, NICH	2010-11	2,076
792	Jeff Steele, ULM	1986-89	2,058
787	Gralyn Crawford, SFA	2009-12	1,952
754	Kevin Johnson, LU	2012-14	1,820
753	Flip Johnson, MCN	1983-86	1,805
751	Xavier Roberson, SLU	2012-present	1,774
748	Brandon Closner, SHSU	2009-10	1,734

Kickoff Return Average (minimum 50 attempts)

Avg.	Name, School	Years	Avg.
12.49	Xavier Roberson, SLU	2012-present	32.85
12.43	Jatavious Wilson, UCA	2013-present	26.48
12.00	Jordan Wells, SLU	2010-12	26.30
11.55	Gralyn Crawford, SFA	2009-12	25.35
11.33	B.J. Sams, MCN	2000-03	25.16
11.32	Chika Madu, NICH	2010-11	24.14
11.15	Brandon Closner, SHSU	2009-10	24.08
10.97	Contrevious Parks, SFA	2006-09	23.58
10.57	Dennis Smith, NSU	1986-89	23.46
10.34	Rodney Smith, ULL	1978-80	23.40

Kick Returns for Touchdowns

TDs	Name, School	Years	TDs
4	Xavier Roberson, SLU	2012-present	5
3	Gralyn Crawford, SFA	2009-12	4
3	Jatavious Wilson, UCA	2013-present	3
3	William Davis, MCN	1995-98	2
3	Michael High, UNT	1991-94	2
3	Kevin Johnson, LU	2012-14	2
3	Harold LaFitte, LU	1962-65	2
2	Chika Madu, NICH	2010-11	2
<i>Several athletes tied</i>			1

All-Purpose Yards

Ret.	Name, School	Years	Yds.
106	Claude Mathis, TXST	1994-97	7,264
99	Timothy Flanders, SHSU	2010-13	6,393
96	Karrington Bush, TXST	2007-10	6,211
91	Gralyn Crawford, SFA	2009-12	5,112
89	Larry Centers, SFA	1987-89	5,029
86	Toby Zeigler, NSU	2002-05	5,025
83	B.J. Sams, MCN	2000-03	4,903
79	Buford Jordan, MCN	1980-83	4,888
77	Steven Whitehead, MCN	2004-08	4,855
73	Cisco Richard, ULM	1987-90	4,712

Interceptions

Name, School	Years	No.
Dennis Meyer, ASU	1968-71	27
Billy Blakeman, MCN	1970-73	25
Cedric Walker, SFA	1990-93	25
Dick Ritchey, ASU	1964-67	19
Charles Jefferson, MCN	1975-78	19
Ron Irving, ULL	1976-78	19
Zack Bronson, MCN	1993-96	19
Terry Whiting, ASU	1968-71	16
Doyle Adams, LTU	1982-85	16
<i>Four athletes tied</i>		15

Interception Return Yards

Name, School	Years	Yds
Zack Bronson, MCN	1993-96	455
Ron Irving, ULL	1976-78	384
Terry Whiting, ASU	1968-71	374
Billy Blakeman, MCN	1970-73	330
Tyrus McGlothen, LU	2012-13	239
Jestin Love, UCA	2010-11	236
Dennis Meyer, ASU	1968-71	233
Cedric Walker, SFA	1990-93	230
Daxton Swanson, SHSU	2010-12	228
Dick Ritchey, ASU	1964-67	226

Interception Return Average (minimum five returns, two seasons)

Name, School	Years	Avg.
Lardarius Webb, NICH	2007-08	26.42
Clifford Ivory, TROY	1995-97	23.00
Terry Whiting, ASU	1968-71	23.28
Jestin Love, UCA	2010-11	21.45
Zack Bronson, MCN	1993-96	23.95
Duriel Adams, SLU	2005-06	22.00
Marcus Clark, TXST	2007-09	21.83
Ron Irving, ULL	1976-78	20.21
Marice Sutton, SLU	2011-present	20.50
Daxton Swanson, SHSU	2009-2012	19.90

Interception Returns for Touchdowns


Name, School	Years	TDs
Robert Shaw, SHSU	2009-12	4
Jestin Love, UCA	2010-13	3
Tyrus McGlothen, LU	2012-13	3
Lardarius Webb, NICH	2007-08	3
Rod Gulley, MCN	2000-03	3
Ron Irving, ULL	1976-78	3
<i>Several athletes tied</i>		2

Total Tackles

Name, School	Years	TDs
Andre Carron, NSU	1988-91	521
Doug Landry, LTU	1982-85	509
Jerry Muckensturm, ASU	1972-75	493
David Temple, SFA	1988-91	492
Charles Ayro, MCN	1995-98	486
Terry Irving, MCN	1990-93	461
Greg Pitts, TXST	1999-02	447
Brad Fulks, TXST	1985-88	441
Bill Bergey, ASU	1965-68	436
Ron Smith, ASU	1976-79	422

Quarterback Sacks

Name, School	Years	Sacks
Walter Johnson, LTU	1983-86	38.0
Andre Finley, SHSU	1986-89	36.0
Tim Knicky, SFA	2006-09	32.5
C.J. Carroll, TXST	1997-00	32.0
Bryan Smith, MCN	2005-07	31.0
Greg Necaise, NSU	1989-90	28.5
Marvin Neloms, ASU	1983-86	28.0
Reggie Lowe, TROY	1994-97	28.0
James Folston, ULM	1990-93	27.0
Anthony Williams, ULM	1987-90	26.0



Andre Carron, Northwestern State

Rushing

Most Attempts

Game:	46	Theron McClendon, MCN vs. Louisiana Tech, 1979
	46	Claude Mathis, TXST vs. Jacksonville State, 1997
Season:	315	Larry Centers, Stephen F. Austin, 1989
Career:	999	Timothy Flanders, Sam Houston State, 2010-13

Most Net Yards

Game:	310	Claude Mathis, TXST vs. Stephen F. Austin, 1997
Season:	1,683	Gus Johnson, Stephen F. Austin, 2014
Career:	5,664	Timothy Flanders, Sam Houston State, 2010-13

Most Touchdowns

Game:	7	Jessie Burton, MCN vs. Southern Utah, 1998
Season:	22	Timothy Flanders, Sam Houston State, 2011
Career:	66	Timothy Flanders, Sam Houston State, 2010-13

Passing

Most Attempts

Game:	85	Jeremy Moses, SFA vs. Sam Houston State, 2008
Season:	598	Jeremy Moses, Stephen F. Austin, 2008
Career:	1,893	Jeremy Moses, Stephen F. Austin, 2007-10

Most Completions

Game:	57	Jeremy Moses, SFA vs. Sam Houston State, 2008
Season:	385	Jeremy Moses, Stephen F. Austin, 2009
Career:	1,184	Jeremy Moses, Stephen F. Austin, 2007-10

Most Yards Gained

Game:	662	Brady Attaway, SFA vs. Prairie View A&M, 2013
Season:	5,364	Todd Hammel, Stephen F. Austin, 1989
Career:	13,401	Jeremy Moses, Stephen F. Austin, 2007-10

Most Touchdowns

Game:	8	Todd Hammel, SFA vs. Louisiana-Monroe, 1989
Season:	48	Todd Hammel, Stephen F. Austin, 1989
Career:	121	Jeremy Moses, Stephen F. Austin, 2007-10



Jeremy Moses, Stephen F. Austin; 2010 Walter Payton Award Winner

Most Interceptions Thrown

Game:	6	Scott Stoker, NSU vs. Sam Houston State, 1989
	6	Gene Bradley, ASU vs. Southern Miss, 1979
Season:	23	Tommy Tomlin, Lamar, 1969
	23	Todd Hammel, Stephen F. Austin, 1989
Career:	69	Jim Lindsey, Abilene Christian, 1967-70

Highest Completion Percentage

Game:	93.8	Beaux Hebert, NICH vs. Sam Houston State, 2013
Season:	68.0	Jeremy Moses, Stephen F. Austin, 2009
Career:	67.6	Nathan Brown, Central Arkansas, 2005-08

Receiving

Most Receptions

Game:	18	Reggie Begelton, LU vs. Stephen F. Austin, 2013
Season:	118	Duane Brooks, Stephen F. Austin, 2009
Career:	229	Simmie Yarborough, Southeastern La., 2008-11

Most Yards Gained

Game:	247	Ronald Bonner, JSU vs. SW Missouri, 1997
Season:	1,383	Jarrod Fuller, Sam Houston State, 2004
Career:	3,273	Matt Dominguez, Sam Houston State, 1997-00

Most Touchdowns

Game:	4	Matt Dominguez, SHSU vs. Nicholls, 1999
	4	Cameron Luke, TXST vs. Stephen F. Austin, 2007
	4	Mark Roberts, LU vs. Houston Baptist, 2014
Season:	18	Dominique Edison, Stephen F. Austin, 2008
Career:	39	Cordell Roberson, Stephen F. Austin, 2009-12

Total Offense

Most Plays

Game:	93	Jeremy Moses, SFA vs. Sam Houston State, 2008
Season:	696	Todd Hammel, Stephen F. Austin, 1989
Career:	2,034	Jeremy Moses, Stephen F. Austin, 2007-10

Most Yards Gained

Game:	655	Brady Attaway, SFA vs. Prairie View A&M, 2013
Season:	5,294	Todd Hammel, Stephen F. Austin, 1989
Career:	13,201	Jeremy Moses, Stephen F. Austin, 2007-10

Scoring

Most Points

Game:	42	Jessie Burton, MCN vs. Southern Utah, 1998
	42	Steve Burks, ASU vs. Abilene Christian, 1973
Season:	144	Timothy Flanders, Sam Houston State, 2011
Career:	410	Timothy Flanders, Sam Houston State, 2010-13

Most Touchdowns

Game:	7	Jessie Burton, MCN vs. Southern Utah, 1998
	7	Steve Burks, ASU vs. Abilene Christian, 1973
Season:	24	Timothy Flanders, Sam Houston State, 2011
Career:	70	Timothy Flanders, Sam Houston State, 2010-13

Most Extra Points

Game:	12	Tommy Hebert, NSU vs. Southeastern La., 2003
	12	Evan Engwall, SFA vs. Texas College, 2009
Season:	73	Miguel Antonio, Sam Houston State, 2012
	73	Luc Swimberghe, Sam Houston State, 2013
Career:	180	Jordan Wiggs, Stephen F. Austin, 2011-14

Most Field Goals Made

Game:	6	Jeff Turner, SLU at Texas State, 2007
Season:	25	Shonz LaFrenz, McNeese State, 1997
Career:	66	Jose Larios, McNeese State, 1992-95
	66	Shonz LaFrenz, McNeese State, 1996-99

Consecutive Kicks Made

FGs:	15	Seth Sebastian, Southeastern Louisiana, 2013
PATs:	93	Jose Larios, McNeese State, 1992-95

Defensive Pass Interceptions

Most Interceptions

Game:	4	by three individuals
Season:	11	Dennis Meyer, Arkansas State, 1970
Career:	27	Dennis Meyer, Arkansas State, 1968-71

Most Yards Gained

Game:	148	Brent Spikes, MCN vs. UIW, 2014
Season:	253	Zack Bronson, McNeese State, 1993
Career:	455	Zack Bronson, McNeese State, 1993-96

Quarterback Sacks

Most Sacks

Game:	5	Willie Jefferson, SFA vs. Northwestern State, 2011
	5	Bryan Smith, MCN vs. West Virginia Tech, 2006
Season:	18	Roderick Stansell, Stephen F. Austin, 1989
Career:	38	Walter Johnson, Louisiana Tech, 1983-86

Punting

Most Punts

Game:	15	Ricky Gohlke, LU vs. Arkansas State, 1975
Season:	91	Pat Neck, McNeese State, 1991
Career:	301	Barry Bowman, Louisiana Tech, 1983-86

Most Yards

Game:	601	Bruce Gartman, ASU vs. Southern Miss., 1980
Season:	3,727	Pat Neck, McNeese State, 1991
Career:	11,441	Barry Bowman, Louisiana Tech, 1983-86

Highest Average

Game:	65.0	Brad Dunavant, SHSU vs. Texas Southern
Season:	46.6	Chad Stanley, Stephen F. Austin, 1998
Career:	44.7	Chris McDonald, Texas State, 2006-07

Punt Returns

Most Returns

Game:	10	B.J. Sams, MCN vs. Montana, 2002
Season:	51	Steve Hanschen, Arkansas State, 1978
Career:	109	Toby Zeigler, Northwestern State, 2002-05

Most Yards Gained

Game:	156	Toby Zeigler, NSU vs. SW Oklahoma, 2002
Season:	528	Donnie Ashley, McNeese State, 1997
Career:	1,361	Toby Zeigler, Northwestern State, 2002-05

Most Touchdowns

Game:	2	Tony Jones, SHSU vs. Ouachita Baptist, 2004
Season:	3	Terrence McGee, Northwestern State, 2000
	3	Donnie Ashley, McNeese State, 1997
	3	Troy Jones, McNeese State, 1989
Career:	4	Richard Ellender, McNeese State, 1975-78



Xavier Roberson, Southeastern Louisiana

Kickoff Returns

Most Returns

Game:	10	Keenan Canty, NICH vs. Lamar, 2014
Season:	52	Jordan Wells, Southeastern La., 2011
	52	Chika Madu, Nicholls, 2011
Career:	106	Isaiah Jackson, Central Arkansas, 2008-11

Most Yards Gained

Game:	304	Chika Madu, NICH vs. Stephen F. Austin, 2011
Season:	1,383	Jordan Wells, Southeastern La., 2011
Career:	2,531	Karrington Bush, Texas State, 2007-10

Most Touchdowns

Game:	2	Chika Madu, NICH vs. Stephen F. Austin, 2011
	2	Diontae Spencer, MCN vs. Stephen F. Austin, 2013
Season:	3	Gralyn Crawford, Stephen F. Austin, 2010
	3	Xavier Roberson, Southeastern Louisiana, 2013
Career:	5	Xavier Roberson, Southeastern Louisiana, 2012-present

Miscellaneous

Most Fumble Recoveries

Game:	3	by several individuals
Season:	7	Jim Pinegar, Louisiana-Lafayette, 1974
Career:		Not established

Most Blocked Punts

Game:	3	Stacy Price, ASU vs. Texas-Arlington, 1981
	3	Clevon Johnson, ASU vs. Tenn-Martin, 1980
Season:	8	Jimmy Lisko, Arkansas State, 1975
Career:	8	Jimmy Lisko, Arkansas State, 1975

Most Blocked Kicks (Punts, FGs, PATs)

Game:	3	Adrian Hardy, NSU vs. Arkansas State, 1992
Season:	8	Jimmy Lisko, Arkansas State, 1975
Career:	17	Leonard Smith, McNeese State, 1980-82



Rushing Offense

Most Attempts

Game: 81 Several times
 Season: 746 Arkansas State, 1975

Most Net Yards

Game: 621 ASU vs. Tennessee-Martin, 1984
 Season: 4,025 Sam Houston State, 2012

Most Touchdowns

Game: 11 MCN vs. West Virginia Tech, 2006
 Season: 46 Sam Houston State, 2011 and 2012

Passing Offense

Most Attempts

Game: 85 SFA vs. Sam Houston State, 2008
 Season: 679 Stephen F. Austin, 2012

Most Completions

Game: 57 SFA vs. Sam Houston State, 2008
 Season: 410 Stephen F. Austin, 2009

Most Yards Gained

Game: 662 SFA vs. Prairie View A&M, 2013
 Season: 5,435 Stephen F. Austin, 1989

Most Touchdowns

Game: 8 SFA vs. Louisiana-Monroe, 1989
 8 UCA vs. Texas State, 2007
 Season: 48 Stephen F. Austin, 1989

Most Interceptions Thrown

Game: 9 LTU vs. Texas-Arlington, 1972
 Season: 32 Trinity, 1969

Fewest Interceptions Thrown

Season: 3 Nicholls, 2003 and 2005

Highest Completion Percentage

Season: 68.3 Stephen F. Austin, 2009

Total Offense

Most Plays

Game: 118 SFA vs. McMurry, 2013
 Season: 1,212 Sam Houston State, 2014

Most Yards Gained

Game: 827 SFA vs. Prairie View A&M, 2013
 Season: 7,324 Stephen F. Austin, 1989

Scoring Offense

Most Points

Game: 92 SFA vs. Texas College, 2009
 Season: 600 Sam Houston State, 2012

Most Touchdowns

Game: 13 SFA vs. Texas College, 2009
 Season: 79 Sam Houston State, 2013

Most Extra Points

Game: 12 NSU vs. Southeastern Louisiana, 2003
 12 SFA vs. Texas College, 2009
 Season: 74 Sam Houston State, 2012 and 2013

Most Field Goals

Game: 6 SLU vs. Texas State, 2007
 Season: 24 Louisiana Tech, 1985

Punting

Most Punts

Game: 15 LU vs. Arkansas State, 1975
 Season: 100 Sam Houston State, 2014

Most Yards

Game: 601 ASU vs. Southern Miss., 1980
 Season: 4,415 Sam Houston State, 2014

Highest Average

Season: 46.6 Stephen F. Austin, 1998

Punt Returns

Most Returns

Game: 13 SFA vs. Prairie View A&M, 1988
 Season: 57 Trinity, 1967

Most Yards Gained

Game: 196 SFA vs. Prairie View, 1988
 Season: 632 Northwestern State, 2002

Most Touchdowns

Season: 4 Sam Houston State, 2000

Kickoff Returns

Most Returns

Game: 12 HBU at Lamar, 2014
 Season: 81 Houston Baptist, 2014

Most Yards Gained

Game: 361 NICH vs. Stephen F. Austin, 2011
 Season: 1,549 Southeastern La., 2011

Most Touchdowns

Season: 3 Stephen F. Austin, 2010
 3 McNeese State, 2013
 3 Southeastern Louisiana, 2013

Miscellaneous

Most First Downs

Game: 43 LU at Central Arkansas, 2014
 Season: 352 Sam Houston State, 2014

Most Fumbles

Game: 13 ASU vs. Tennessee-Chattanooga, 1981
 Season: 65 Texas-Arlington, 1978

Most Fumbles Lost

Game: 6 SFA vs. Central Arkansas, 2012
 6 NICH vs. Texas State, 2000
 6 UNT vs. McNeese State, 1984
 6 ASU vs. Texas-Arlington, 1981
 6 ASU vs. Texas-Arlington, 1979
 Season: 35 Nicholls, 2011

Fewest Fumbles Lost

Season: 5 Stephen F. Austin, 1999
 5 Northwestern State, 2013

Most Touchdowns on Blocked Punts

Game: 2 SHSU vs. Northwestern State, 1992

Most Penalties

Game: 23 SFA vs. Texas State, 1989
 Season: 130 Northwestern State, 2004



Fewest Penalties

Season: 37 Texas-Arlington, 1966

Most Yards Penalized

Game: 223 SFA vs. Texas State, 1989

Season: 1,219 McNeese State, 2002

Fewest Yards Penalized

Season: 325 Abilene Christian, 1964

Win Streaks

Overall: 23 Louisiana Tech, 1973-75

16 Sam Houston State, 2010-11

Southland: 19 Louisiana Tech, 1972-75

16 McNeese State, 2001-04

Losing Streaks

Overall: 18 Nicholls, 2013-present

Southland: 16 Lamar, 1984-86

Rushing Defense

Fewest Attempts Allowed

Game: 6 SHSU vs. Stephen F. Austin, 2012

Season: 313 Northwestern State, 2006

Fewest Net Yards Allowed

Game: -54 NICH vs. Bethel College, 2003

Season: 612 Trinity, 1967

Fewest Touchdowns Allowed

Season: 4 McNeese State, 1985

Passing Defense

Fewest Attempts Allowed

Game: 3 NICH vs. McNeese St., 2005

3 NICH vs. Stephen F. Austin, 2005

3 SHSU vs. Nicholls, 2002

3 NSU vs. Nicholls, 2000

3 ASU vs. Memphis State, 1982

3 LTU vs. West Texas State, 1981

3 LTU vs. Arkansas State, 1975

Season: 122 Arkansas State, 1964

Fewest Completions Allowed

Game: 0 LTU vs. West Texas State, 1981

Season: 53 Arkansas State, 1965

Fewest Yards Allowed

Game: -7 LU vs. Trinity, 1967

Season: 581 Arkansas State, 1964

Fewest Touchdowns Allowed

Season: 2 Several times

Lowest Completion Percentage Allowed

Season: 31.5 Abilene Christian, 1971

Total Defense

Fewest Plays Allowed

Game: 39 ULM vs. Arkansas State, 1983

Season: 461 Arkansas State, 1964

Fewest Yards Allowed

Game: -9 NSU vs. Texas Southern, 2004

Season: 1,754 Trinity, 1966

Scoring Defense

Fewest Points Allowed

Season: 59 Louisiana Tech, 1973

Fewest Touchdowns Allowed

Season: 8 Louisiana Tech, 1973

Fewest Extra Points Allowed

Season: 8 Louisiana Tech, 1973

Fewest Field Goals Allowed

Season: 1 Louisiana Tech, 1973

Consecutive Shutouts

Quarters: 13 McNeese State, 1985

Games: 3 McNeese State, 1985

Defensive Pass Interceptions

Most Interceptions

Game: 9 UTA vs. Louisiana Tech, 1972

Season: 32 Arkansas State, 1969

32 Texas-Arlington, 1969

Most Yards Gained

Game: 238 NICH vs. Northwestern State, 2007

Season: 458 Nicholls, 2007

Miscellaneous

Fewest First Downs Allowed

Game: 1 NSU vs. Oklahoma Panhandle State, 2003

Season: 93 Trinity, 1966

Most Fumbles Caused

Game: 13 LU vs. Texas Southern, 1980

Season: 49 Northwestern State, 1991

Most Fumbles Recovered

Game: 8 LU vs. Texas Southern, 1980

8 LU vs. McNeese State, 1968

Season: 30 Louisiana-Lafayette, 1977

30 Lamar, 1968

Most Turnovers Recovered

Game: Not established

Season: 43 Northwestern State, 1991 (23 fumbles, 20 INTs)

Most Blocked Kicks

Season: 11 Arkansas State, 1975

Most Defensive Touchdowns

Game: 4 NSU vs. Southeastern La., 2003

4 NICH vs. Northwestern State, 2007

Season: 12 Northwestern State, 2003

SOUTHLAND IN FINAL POLLS



The Sports Network Poll was conducted by NCAA Division FCS Subdivision committee from 1982-92 (top 20 only), and currently by The Sports Network. Panel consists of FCS athletics directors, SIDs and coaches, in addition to The Sports Network staff. Polls listed are final regular-season from 1982-1993. Post-playoff polls listed from 1994-present. The FCS Coaches Poll began in 2007.

1982

Sports Network

1. Eastern Kentucky
2. **Louisiana Tech**
3. Delaware
4. Tennessee Tech
5. Eastern Illinois
6. Furman
7. South Carolina State
8. Jackson State
9. Colgate
10. Grambling
11. Idaho
12. Northern Illinois
13. Holy Cross
14. Bowling Green
15. Boise State
16. Western Michigan
17. Tenn. Chattanooga
18. Northwestern State
19. Montana
20. Lafayette

1983

Sports Network

1. Southern Illinois
2. Furman
3. Holy Cross
4. **North Texas**
5. Indiana State
6. Eastern Illinois
7. Colgate
8. Eastern Kentucky
9. Western Carolina
10. Grambling
11. Nevada-Reno
12. Idaho State
13. Boston University
14. **Louisiana-Monroe**
15. Jackson State
16. Middle Tennessee
17. Tennessee State
18. South Carolina State
19. Mississippi Valley St.
20. New Hampshire

1984

Sports Network

1. Alcorn State
2. Montana State
3. Rhode Island
4. Boston University
5. Indiana State
6. Middle Tennessee
7. Mississippi Valley State
8. Eastern Kentucky
9. **Louisiana Tech**
10. **Arkansas State**
11. New Hampshire
12. Richmond
13. Murray State
14. Western Carolina
15. Holy Cross
16. Furman
17. Tenn.-Chattanooga
18. Northern Iowa
19. Delaware
20. **McNeese State**

1985

Sports Network

1. Middle Tennessee
2. Furman
3. Nevada
4. Northern Iowa
5. Idaho
6. **Arkansas State**
7. Rhode Island
8. Grambling
9. Georgia Southern
10. Akron
11. Eastern Washington
12. Appalachian State
13. Delaware State
14. **Louisiana Tech**
15. Jackson State
16. William & Mary
17. Murray State
18. Richmond
19. Eastern Kentucky
20. Alcorn State

1986

Sports Network

1. Nevada
2. **Arkansas State**
3. Eastern Illinois
4. Georgia Southern
5. Holy Cross
6. Appalachian State
7. Pennsylvania
8. William & Mary
9. Jackson State
10. Eastern Kentucky
11. Sam Houston State
12. Nicholls State
13. Delaware
14. Tennessee State
15. Furman
16. Idaho
17. Southern Illinois
18. Murray State
19. Connecticut
20. North Carolina A&T

1987

Sports Network

1. Holy Cross
2. Appalachian State
3. **Louisiana-Monroe**
4. Northern Iowa
5. Idaho
6. Georgia Southern
7. Eastern Kentucky
8. James Madison
9. Jackson State
10. Weber State
11. Western Kentucky
12. Arkansas State
13. Maine
14. Marshall
15. Youngstown State
16. **North Texas**
17. Richmond
18. Howard
19. Sam Houston State
20. **Delaware State**

1988

Sports Network

1. Idaho
2. Georgia Southern
3. Western Illinois
4. Furman
5. Jackson State
6. Marshall
7. Eastern Kentucky
8. **Northwestern State**
9. **Stephen F. Austin**
10. Massachusetts
11. **North Texas**
12. Boise State
13. Western Kentucky
14. The Citadel
15. Delaware
16. Montana
17. Middle Tennessee
18. Florida A&M
19. Holy Cross
20. Grambling

1989

Sports Network

1. Georgia Southern
2. Furman
3. **Stephen F. Austin**
4. Holy Cross
5. Idaho
6. Montana
7. Appalachian State
8. Maine
9. Missouri State
10. Middle Tennessee
11. William & Mary
12. Eastern Kentucky
13. Grambling
14. Youngstown State
15. Eastern Illinois
16. Villanova
17. Jackson State
18. Connecticut
19. Nevada
20. Northern Iowa

1990

Sports Network

1. Middle Tennessee
2. Youngstown State
3. Georgia Southern
4. Nevada
5. Eastern Kentucky
6. Missouri State
7. William & Mary
8. Holy Cross
9. Massachusetts
10. Boise State
11. Northern Iowa
12. Furman
13. Idaho
14. **Louisiana-Monroe**
15. The Citadel
16. Jackson State
17. Dartmouth
18. Central Florida
19. New Hampshire
20. North Carolina A&T

1991

Sports Network

1. Nevada
2. Eastern Kentucky
3. Holy Cross
4. Northern Iowa
5. Alabama State
6. Delaware
7. Villanova
8. Marshall
9. Middle Tennessee
10. Samford
11. New Hampshire
12. **Sam Houston State**
13. Youngstown State
14. Western Illinois
15. Weber State
16. James Madison
17. Appalachian State
18. **Louisiana-Monroe**
19. **McNeese State**
20. The Citadel
21. Furman

1992

Sports Network

1. **Louisiana-Monroe**
2. The Citadel
3. Northern Iowa
4. Middle Tennessee
5. Idaho
6. Marshall
7. Youngstown State
8. Delaware
9. Samford
10. Villanova
11. **McNeese State**
12. Eastern Kentucky
13. William & Mary
14. Eastern Washington
15. Florida A&M
16. Appalachian State
17. North Carolina A&T
18. Alcorn State
19. Liberty
20. Western Illinois

1993

Sports Network

1. Troy State
2. Georgia Southern
3. Montana
4. **Louisiana-Monroe**
5. **McNeese State**
6. Boston University
7. Youngstown State
8. Howard
9. Marshall
10. William & Mary
11. Idaho
12. Central Florida
13. Northern Iowa
14. **Stephen F. Austin**
15. Southern
16. Pennsylvania
17. Eastern Kentucky
18. Delaware
19. Western Kentucky
20. Eastern Washington
21. North Carolina A&T
22. Tennessee Tech

23. Alcorn State
24. Towson State
25. Massachusetts

1994

Sports Network

1. Youngstown State
2. Boise State
3. Marshall
4. Montana
5. Eastern Kentucky
6. **McNeese State**
7. James Madison
8. Idaho
9. Appalachian State
10. Boston University
11. Northern Iowa
12. Troy
13. New Hampshire
14. Pennsylvania
15. **North Texas**
16. Middle Tennessee
17. Grambling
18. Alcorn State
19. William & Mary
20. Central Florida
21. **Stephen F. Austin**
22. Hofstra
23. South Carolina State
24. Western Illinois
25. Northern Arizona

1995

Sports Network

1. Montana
2. Marshall
3. **McNeese State**
4. **Stephen F. Austin**
5. Appalachian State
6. Delaware
7. Troy
8. Southern
9. Murray State
10. Hofstra
11. Georgia Southern
12. Eastern Kentucky
13. Northern Iowa
14. Eastern Illinois
15. James Madison
16. Jackson State
17. Florida A&M
18. Idaho
19. William & Mary
20. Richmond
21. Boise State
22. Northern Arizona
23. Connecticut
24. Indiana State
25. Middle Tennessee

1996

Sports Network

1. Marshall
2. Montana
3. Northern Iowa
4. **Troy**
5. William & Mary
6. Murray State
7. East Tennessee State
8. Northern Arizona
9. Furman



- 10. Delaware
- 11. Jackson State
- 12. Villanova
- 13. Western Illinois
- 14. Florida A&M
- 15. Nicholls State**
- 16. Eastern Illinois
- 17. New Hampshire
- 18. Youngstown State
- 19. Dartmouth
- 20. Howard
- 21. Stephen F. Austin**
- 22. Appalachian State
- 23. Missouri State
- 24. Dayton
- 25. James Madison

1997

Sports Network

- 1. Youngstown State
- 2. McNeese State**
- 3. Delaware
- 4. Eastern Washington
- 5. Villanova
- 6. Western Illinois
- 7. Western Kentucky
- 8. Georgia Southern
- 9. Hampton
- 10. Florida A&M
- 11. Southern
- 12. Montana
- 13. Jackson State
- 14. Hofstra
- 15. Eastern Kentucky
- 16. Cal Poly
- 17. Northwestern State**
- 18. Stephen F. Austin**
- 19. South Carolina State
- 20. Liberty
- 21. Eastern Illinois
- 22. Appalachian State
- 23. Dayton
- 24. Northeastern
- 25. Colgate

1998

Sports Network

- 1. Massachusetts
- 2. Georgia Southern
- 3. Northwestern State
- 4. Western Illinois
- 5. Florida A&M
- 6. Appalachian State
- 7. Lehigh
- 8. McNeese State**
- 9. Connecticut
- 10. Richmond
- 11. Hampton
- 12. Tennessee State
- 13. Troy**
- 14. Southern
- 15. Montana
- 16. Illinois State
- 17. William & Mary
- 18. Bethune-Cookman
- 19. Western Kentucky
- 20. Hofstra
- 21. Colgate
- 22. South Florida
- 23. Delaware
- 24. Murray State
- 25. Montana State

1999

Sports Network

- 1. Georgia Southern

- 2. Youngstown State
- 3. Illinois State
- 4. Florida A&M
- 5. Hofstra
- 6. Troy**
- 7. Massachusetts
- 8. Montana
- 9. Appalachian State
- 10. North Carolina A&T
- 11. Tennessee State
- 12. Furman
- 13. James Madison
- 14. Lehigh
- 15. Northern Iowa
- 16. Northern Arizona
- 17. Southern
- 18. Colgate
- 19. Jackson State
- 20. Portland State
- 21. Elon
- 22. Stephen F. Austin**
- 23. South Florida
- 24. Villanova
- 25. Brown

2000

Sports Network

- 1. Georgia Southern
- 2. Montana
- 3. Delaware
- 4. Appalachian State
- 5. Western Kentucky
- 6. Richmond
- 7. Hofstra
- 8. Lehigh
- 9. Troy**
- 10. Furman
- 11. Youngstown State
- 12. Western Illinois
- 13. Grambling
- 14. Florida A&M
- 15. Portland State
- 16. McNeese State**
- 17. Eastern Illinois
- 18. Weber State
- 19. Northern Iowa
- 20. Bethune-Cookman
- 21. North Carolina A&T
- 22. Tennessee Tech
- 23. Wofford
- 24. Illinois State
- 25. Texas State**

2001

Sports Network

- 1. Montana
- 2. Furman
- 3. Georgia Southern
- 4. Northern Iowa
- 5. Lehigh
- 6. Appalachian State
- 7. Sam Houston State**
- 8. Grambling
- 9. Eastern Illinois
- 10. Maine
- 11. Hofstra
- 12. Western Kentucky
- 13. McNeese State**
- 14. Northwestern State**
- 15. Youngstown State
- 16. Northern Arizona
- 17. William & Mary
- 18. Eastern Kentucky
- 19. Harvard
- 20. Villanova
- 21. Rhode Island

- 22. Florida A&M
- 23. Tennessee Tech
- 24. Pennsylvania
- 25. Tennessee State

2002

Sports Network

- 1. Western Kentucky
- 2. McNeese State**
- 3. Georgia Southern
- 4. Villanova
- 5. Western Illinois
- 6. Maine
- 7. Montana
- 8. Grambling
- 9. Furman
- 10. Appalachian State
- 11. Northeastern
- 12. Fordham
- 13. Eastern Illinois
- 14. Wofford
- 15. Bethune-Cookman
- 16. Northwestern State**
- 17. Pennsylvania
- 18. Idaho State
- 19. Montana State
- 20. Murray State
- 21. Eastern Kentucky
- 22. Gardner-Webb
- 23. Nicholls State**
- 24. Southeast Missouri
- 25. Colgate

2003

Sports Network

- 1. Delaware
- 2. Colgate
- 3. Wofford
- 4. Florida Atlantic
- 5. Northern Iowa
- 6. Western Illinois
- 7. Western Kentucky
- 8. McNeese State**
- 9. Southern Illinois
- 10. Northern Arizona
- 11. Massachusetts
- 12. Penn
- 13. Southern
- 14. Montana
- 15. Bethune-Cookman
- 16. North Carolina A&T
- 17. Grambling
- 18. Jacksonville State
- 19. Northern Colorado
- 20. Northeastern
- 21. Montana State
- 22. Idaho State
- 23. Lehigh
- 24. Georgia Southern
- 25. Villanova

2004

Sports Network

- 1. James Madison
- 2. Montana
- 3. William & Mary
- 4. Sam Houston State**
- 5. Furman
- 6. New Hampshire
- 7. Delaware
- 8. Eastern Washington
- 9. Southern Illinois
- 10. Georgia Southern
- 11. Western Kentucky
- 12. Hampton
- 13. Harvard

- 14. Jacksonville State
- 15. Lehigh
- 16. Cal Poly
- 17. Northwestern State**
- 18. Wofford
- 19. Lafayette
- 20. Alabama State
- 21. Penn
- 22. South Carolina State
- 23. North Dakota State
- 24. Coastal Carolina
- 25. Northern Iowa

2005

Sports Network

- 1. Appalachian State
- 2. Northern Iowa
- 3. Furman
- 4. Texas State**
- 5. New Hampshire
- 6. Cal Poly
- 7. Southern Illinois
- 8. Richmond
- 9. Georgia Southern
- 10. Hampton
- 11. Grambling State
- 12. Montana
- 13. Eastern Washington
- 14. Youngstown State
- 15. Brown
- 16. Eastern Illinois
- 17. Nicholls State**
- 18. Montana State
- 19. Massachusetts
- 20. South Carolina State
- 21. Lafayette
- 22. Illinois State
- 23. Colgate
- 24. Coastal Carolina
- 25. James Madison

2006

Sports Network

- 1. Appalachian State
- 2. Massachusetts
- 3. Montana
- 4. Youngstown State
- 5. North Dakota State
- 6. New Hampshire
- 7. Southern Illinois
- 8. Illinois State
- 9. James Madison
- 10. Montana State
- 11. Hampton
- 12. Furman
- 13. Tennessee-Martin
- 14. Coastal Carolina
- 15. Eastern Illinois
- 16. Cal Poly
- 17. Northern Iowa
- 18. Princeton
- 19. Portland State
- 20. San Diego
- 21. McNeese State**
- 22. South Dakota State
- 23. Wofford
- 24. Central Arkansas
- 25. Yale

2007

Sports Network

- 1. Appalachian State
- 2. Delaware
- 3. Southern Illinois
- 4. Northern Iowa
- 5. Richmond

- 6. Wofford
- 7. Massachusetts
- 8. Eastern Washington
- 9. North Dakota State
- 10. Montana
- 11. McNeese State**
- 12. James Madison
- 13. Eastern Kentucky
- 14. New Hampshire
- 15. Delaware State
- 16. Youngstown State
- 17. Georgia Southern
- 18. Eastern Illinois
- 19. South Dakota State
- 20. Fordham
- 21. Harvard
- 22. Yale
- 23. Elon
- 24. Cal Poly
- 25. Grambling State

FCS Coaches

- 1. Appalachian State
- 2. Delaware
- 3. Southern Illinois
- 4. Richmond
- 5. Northern Iowa
- 6. Massachusetts
- 7. James Madison
- 8. Eastern Washington
- 9. North Dakota State
- 10. Wofford
- 11. McNeese State**
- 12. Montana
- 13. Eastern Kentucky
- 14. New Hampshire
- 15. Eastern Illinois
- 16. Delaware State
- 17. Youngstown State
- 18. Georgia Southern
- 19. Fordham
- 20. Harvard
- 21. Yale
- 22. South Dakota State
- 23. Elon
- 24. Grambling
- 25. Dayton

2008

Sports Network

- 1. Richmond
- 2. Montana
- 3. James Madison
- 4. Northern Iowa
- 5. Appalachian State
- 6. Villanova
- 7. Weber State
- 8. New Hampshire
- 9. Wofford
- 10. Cal Poly
- 11. Southern Illinois
- 12. Central Arkansas**
- 13. South Carolina State
- 14. Liberty
- 15. Harvard
- 16. Colgate
- 17. Elon
- 18. Maine
- 19. Eastern Kentucky
- 20. William & Mary
- 21. McNeese State**
- 22. Texas State**
- 23. Jacksonville State
- 24. Grambling State
- 25. Prairie View A&M



FCS Coaches

1. Richmond
2. Montana
3. James Madison
4. Northern Iowa
5. Appalachian State
6. Villanova
7. New Hampshire
8. Cal Poly
9. Weber State
10. Southern Illinois
11. Wofford
12. **Central Arkansas**
13. South Carolina State
14. Harvard
15. Liberty
16. Maine
17. Colgate
18. Eastern Kentucky
19. Elon
20. William and Mary
21. **McNeese State**
22. Jacksonville State
23. **Texas State**
24. Grambling State
25. Prairie View A&M

2009

Sports Network

1. Villanova
2. Montana
3. Appalachian State
4. William & Mary
5. Richmond
6. Southern Illinois
7. New Hampshire
8. South Carolina State
9. Elon
10. **Stephen F. Austin**
11. South Dakota State
12. **McNeese State**
13. Eastern Washington
14. Holy Cross
15. Prairie View A&M
16. Jacksonville State
17. Weber State
18. Northern Iowa
19. Eastern Illinois
20. Pennsylvania
21. Colgate
22. Liberty
23. Florida A&M
24. Lafayette
25. **Texas State**

FCS Coaches

1. Villanova
2. Montana
3. Appalachian State
4. William & Mary
5. Richmond
6. Southern Illinois
7. New Hampshire
8. South Carolina State
9. **Stephen F. Austin**
10. Elon
11. South Dakota State
12. **McNeese State**
13. Eastern Washington
14. Holy Cross
15. Eastern Illinois
16. Jacksonville State
17. Weber State
18. Northern Iowa
19. Prairie View A&M
20. Colgate

21. Liberty
22. Florida A&M
23. Pennsylvania
24. **Texas State**
25. Lafayette

2010

Sports Network

1. Eastern Washington
2. Delaware
3. Villanova
4. Appalachian State
5. Georgia Southern
6. Wofford
7. New Hampshire
8. **Stephen F. Austin**
9. North Dakota State
10. William & Mary
11. Montana State
12. Jacksonville State
13. Southeast Missouri State
14. Lehigh
15. Bethune-Cookman
16. South Carolina State
17. Western Illinois
18. Pennsylvania
19. Northern Iowa
20. Montana
21. Liberty
22. Jacksonville
23. Grambling State
24. Cal Poly
25. Dayton

FCS Coaches

1. Eastern Washington
2. Delaware
3. Villanova
4. Appalachian State
5. Wofford
6. Georgia Southern
7. New Hampshire
8. William & Mary
9. North Dakota State
10. **Stephen F. Austin**
11. Montana State
12. Jacksonville State
13. Southeast Missouri State
14. Lehigh
15. Bethune-Cookman
16. Pennsylvania
17. South Carolina State
18. Northern Iowa
19. Liberty
20. Western Illinois
21. Montana
22. Jacksonville
23. Cal Poly
24. Grambling State
25. Dayton

2011

Sports Network

1. North Dakota State
2. **Sam Houston State**
3. Montana
4. Georgia Southern
5. Lehigh
6. Northern Iowa
7. Montana State
8. Maine
9. Towson
10. Old Dominion
11. New Hampshire
12. Appalachian State
13. Wofford

14. Central Arkansas

15. James Madison
16. Harvard
17. Delaware
18. Stony Brook
19. Norfolk State
20. Illinois State
21. Tennessee Tech
22. Jackson State
23. North Dakota
24. Eastern Kentucky
25. Liberty

FCS Coaches

1. North Dakota State
2. **Sam Houston State**
3. Georgia Southern
4. Montana
5. Northern Iowa
6. Lehigh
7. Montana State
8. Maine
9. Towson
10. Old Dominion
11. Appalachian State
12. New Hampshire
13. Wofford
14. James Madison
15. **Central Arkansas**
16. Stony Brook
17. Harvard
18. Norfolk State
19. Tennessee Tech
20. Delaware
21. Eastern Kentucky
22. Illinois State
23. Albany
24. Jackson State
25. Liberty

2012

Sports Network

1. North Dakota State
2. **Sam Houston State**
3. Georgia Southern
4. Eastern Washington
5. Montana State
6. Old Dominion
7. Wofford
8. Illinois State
9. Appalachian State
10. **Central Arkansas**
11. Stony Brook
12. Cal Poly
13. New Hampshire
14. South Dakota State
15. Villanova
16. Lehigh
17. Towson
18. Richmond
19. James Madison
20. Northern Arizona
21. Wagner
22. Bethune-Cookman
23. Eastern Kentucky
24. Coastal Carolina
25. Colgate

FCS Coaches

1. North Dakota State
2. **Sam Houston State**
3. Georgia Southern
4. Eastern Washington
5. Montana State
6. Old Dominion
7. Wofford

8. Appalachian State
9. Illinois State
10. **Central Arkansas**
11. Cal Poly
12. Stony Brook
13. New Hampshire
14. Lehigh
15. Towson
16. Villanova
17. South Dakota
18. Richmond
19. Eastern Kentucky
20. Northern Arizona
21. James Madison
22. Wagner
23. Bethune-Cookman
24. Coastal Carolina
25. Eastern Illinois

2013

Sports Network

1. North Dakota State
2. Towson
3. Eastern Washington
4. Eastern Illinois
5. New Hampshire
6. **Southeastern Louisiana**
7. Coastal Carolina
8. Montana
9. Fordham
10. Jacksonville State
11. **McNeese State**
12. Maine
13. South Dakota State
14. **Sam Houston State**
15. Northern Arizona
16. Bethune-Cookman
17. Tennessee State
18. Youngstown State
19. Samford
20. Montana State
21. Southern Utah
22. Furman
23. Chattanooga
24. Charleston Southern
25. South Carolina State

FCS Coaches

1. North Dakota State
2. Towson
3. Eastern Washington
4. Eastern Illinois
5. New Hampshire
6. **Southeastern Louisiana**
7. Coastal Carolina
8. Montana
9. **McNeese State**
10. Fordham
11. Maine
12. Jacksonville State
13. **Sam Houston State**
14. South Dakota State
15. Northern Arizona
16. Bethune-Cookman
17. Tennessee State
18. Samford
19. Youngstown State
20. Montana State
21. Furman
22. Charleston Southern
23. Harvard
24. Southern Utah
25. Chattanooga

2014

Sports Network

1. North Dakota State
2. Illinois State
3. New Hampshire
4. Eastern Washington
5. Coastal Carolina
6. **Sam Houston State**
7. Villanova
8. Chattanooga
9. Jacksonville State
10. Northern Iowa
11. Fordham
12. South Dakota State
13. Montana
14. **Southeastern Louisiana**
15. Harvard
16. Richmond
17. Liberty
18. James Madison
19. Indiana State
20. Montana State
21. Eastern Kentucky
22. Youngstown State
23. Bethune-Cookman
24. Sacred Heart
25. Idaho State

FCS Coaches

1. North Dakota State
2. Illinois State
3. New Hampshire
4. Eastern Washington
5. Coastal Carolina
6. **Sam Houston State**
7. Villanova
8. Chattanooga
9. Jacksonville State
10. Northern Iowa
11. Montana
12. **Southeastern Louisiana**
13. South Dakota State
14. Fordham
15. Harvard
16. Richmond
17. Liberty
18. Indiana State
19. James Madison
20. Montana State
21. Eastern Kentucky
22. Bethune-Cookman
23. Sacred Heart
24. William & Mary
25. Youngstown State