


2014 Saint Joseph's College



Football Guide



Location	Rensselaer, Indiana
President.....	Dr. Stephen Hulbert
Nickname	Pumas
Colors.....	Cardinal and Purple
Enrollment	1,025
Affiliation	NCAA Division II
Conference.....	Great Lakes Valley
Stadium (Capacity).....	Alumni Stadium (4,000)
Director of Athletics.....	William Massoels
Head Coach	Cory Sanders
Coach's Record	16-16 (3 Years)
Assistant Coaches.....	Nubis Padhye Brendan Murphy Daniel Day Jay Smith Colin Doran Jensen Nowakoski Ryan Stokes
2013 Record.....	8-3 (5-2 GLVC)
Starters Returning/Lost.....	18/4
Letterwinners Returning/Lost.....	47/9

SJC Mailing Address
 Saint Joseph's College
 1498 South College Ave.
 P.O. Box 875
 Rensselaer, IN 47978

SJC Web site.....www.saintjoe.edu

Credits

Editing/Design	Kenny Badylak
.....	Tommy Norris
Photography	Fr. Tim McFarland
Printing/Cover Design	Kenny Badylak

Staff Directory

Area code for SJC numbers is 219

Web page - athletics.saintjoe.edu

Athletic Administrative Staff

William Massoels, Director of Athletics	866-6184
Linda Deno, Associate Director of Athletics	866-6275
Joe Koczan, Business Manager	866-6480
Kenny Badylak, Director of Sports Information.....	866-6141

Support Staff

Jared Hall, Head Certified Athletic Trainer	866-6336
Matt Willet, Assistant Certified Athletic Trainer	866-6245
Teresa Massoels, Faculty Athletic Representative.....	866-6284

Head Coaches

Kenny Badylak, Men's/Women's Golf.....	866-6141
Rob Stewart, Men's Soccer	866-6158
Tom Church Men's Basketball	866-6191
Cory Sanders, Football.....	866-6132
Amanda Reese, Women's Soccer	866-6314
Steve Harold, Women's Basketball.....	866-6225
Bill Massoels, Men's/Women's Cross Country/Track and Field	866-6184
Rick O'Dette, Baseball	866-6399
TBA, Men's/Women's Tennis.....	866-6335
Brittany Cherwinka, Women's Volleyball.....	866-6334
Diane Stephenson, Softball	866-6339

Other Important Numbers

Athletic Department	866-6000
Athletic Department Fax	866-6276
Football Fax	866-6333
Ticket Information.....	866-6386
Sports Hotline.....	866-6000 ext. 4786

Table of Contents

Introduction	Season Records	30-31
About SJC.....	All-Time Scores	34-36
Media Information	Records vs. All Opponents.....	37
Media Information	Opponents	
Staff	2014 Opponents.....	38-40
Athletic Staff.....		
Band		
Football Coaches		
Players		
Returning Player Profiles.....		
Team Rosters		
2014 Season Preview		
2014 Season Preview		
2013 in Review		
2013 Final Stats		
2013 Postseason Awards		
Record Book		
Single Game Records		
Career Records		





MEDIA INFORMATION

The Saint Joseph's College Football Media Guide is designed to assist working media in the coverage of the 2014 Saint Joseph's College football team. Requests for information not found in the media guide should be directed to:

Ken Badylak
Sports Information Director
Saint Joseph's College
PO Box 875
Rensselaer, IN 47978

Office Phone: (219) 866-6141
Office Fax: (219) 866-6280
E-mail: kbadylak@saintjoe.edu

Press Box: Working space for writers is provided in the press box, located on the west side of Alumni Stadium. Working space for radio and television is also located in the press box, but at least 72 hours advance notice is required, as space is limited. Advance notice can be made by calling the Sports Information Office.

Press Passes: All requests for press passes should be placed with the Sports Information Office. Passes may be picked up at the main entrance at the south gate of Alumni Stadium. Seventy-two hours advance notice is required for press passes.

Photographers: Still photographers may work the sidelines of the field. Requests for sideline passes must be placed with the Sports Information Office 72 hours prior to game time. Videographers needing to use a platform must make arrangements at least five days in advance.

Services: Rosters, game notes, and other information are available in the press box prior to game time. At halftime, first-half statistics will be available upon request until the second-half kickoff. After the game, stat packets will be available on request in the SJC Athletic Office.



Media Outlets

Rensselaer Republican
Harley Tomlinson
117 North Van Rensselaer
Rensselaer, IN 47978
Office: 219-866-5111

WLQI 97.7 FM
Bob Kurtz
Box D
Rensselaer, IN 47978
Office: 219-866-4104

WPUM 93.3 FM
Saint Joseph's College
US 231 South
Rensselaer, IN 47978
Office: 219-866-6000, ext. 6905

The Observer
Sports Editor
Saint Joseph's College
US 231 South
Rensselaer, IN 47978
219-866-6000

WLFI TV-18
Mike Cleff
2605 Yeagar Road
West Lafayette, IN 47906
Office: 765-463-1800

Gary Post-Tribune
Mark Lazerus
1433 E. 83rd Avenue
Merrillville, IN 46410
Office: 800-753-5533

Lafayette Journal & Courier
Ken Thompson
217 N. 6th Street
Lafayette, IN 47901
Office: 765-420-5261

Hammond Times
Justin Breen
601 45th Street
Munster, IN 46321
Office: 219-933-3327

Indianapolis Star
Jeff Rabjohns
307 N. Pennsylvania St.
Indianapolis, IN 46204
Office: 317-444-6633

Regional Radio Network
Paul Condry
3905 Fellows Street
South Bend, IN 46614
Office: 574-299-1814

WYIN TV-56
Joe Arredondo
8625 Indiana Place
Merrillville, IN 46410
Office: 219-769-5656



ABOUT SAINT JOSEPH'S COLLEGE

Saint Joseph's College is a private, four-year, liberal arts college, founded in 1889 by the Missionaries of the Precious Blood. The College offers the best of both worlds, providing a small-town atmosphere with easy access to larger metropolitan areas. Located in Rensselaer in Northwest Indiana, SJC is just a short drive away from Chicago, Merrillville, South Bend, Lafayette, and Indianapolis.

The College is proud of its redbrick architecture, beautiful Lake Banet, tree-lined drives, and tranquil reflection pond.

A population of over 1,000 students, Pumas form close relationships with both their classmates and professors. SJC has earned national recognition for its Core Program and offer 25 majors, four group majors, 32 minors, and nine pre professional programs from which to choose. There is a 15 to 1 student-faculty ratio, enabling students to receive hands-on training from highly qualified professors. The College remains proud of both its athletic and academic traditions and maintains its commitment to sportsmanship, ethical conduct, rules compliance, and amateurism.



The Saint Joseph's College Main Entrance

A History of SJC

In 1867, the Catholic Diocese of Fort Wayne purchased a farm south of Rensselaer on which there were two frame dwellings. They were converted into an orphanage that existed until 1887.

One year later, the Most Reverend Joseph Dwenger, Bishop of Fort Wayne, offered the vacant orphan home with part of the farm to Father Henry Drees, the Provincial for the Society of the Precious Blood (known as the Missionaries of the Precious Blood), with the stipulation that a college be founded there. In 1889, Saint Joseph's College was incorporated under the laws of the state of Indiana with the right to grant scholastic degrees. The College opened its doors on August 23, 1891.

In the following three decades, Saint Joseph's College grew from a school of a few buildings to a contemporary college. The expansion was carefully designed to utilize the 180-acre campus to serve the educational needs of Saint Joseph's College's students.

In 1968, the College ended its 79-year policy of admitting only male students. The change to a coeducational institution was made to widen the range of students contributing to the College's intellectual atmosphere and to create an air of better special programs and courses for female students, who have responded by enrolling in all academic areas of the College.

The introduction of the Core Program in the fall of 1969 shifted the direction for general education courses from a series of separated courses to an interdisciplinary approach. This combined the previous courses into a program examining issues of history, philosophy, theology, literature, and other subjects within the framework. The interrelated nature of all subjects' material in the Core Program allows the student to have an overview which permits deeper understanding and clearer insights.



Dr. Stephen Hulbert

Hulbert comes to SJC after serving as president of Nicholls State University in Thibodaux, La., 2003-13. His accomplishments include securing IV-4 university status within the Southern Association of Colleges and Schools; transitioning the university to selective admissions; enhancing student ACT score averages; and completing a \$74 million renovation of academic and student support service facilities. Hulbert also served as chancellor of the University of Montana Western from 1999 to 2003.



ADMINISTRATIVE/SUPPORT STAFF



Bill Massoels
Director of Athletics

Massoels was named Director of Athletics at Saint Joseph's College October 12, 1999. The 1989 SJC graduate has been employed at his alma mater since 1990. In that time, he has served as Associate Director of Athletics, Director of Compliance, Sports Information Director, head coach of the men's and women's cross country and track and field programs, and professor in the College's Physical Education Department.

During his tenure, Massoels has served on numerous Great Lakes Valley Conference and NCAA committees. Currently he sits as a National Representative for the NCAA Division II Men's and Women's Cross Country/Track and Field Committee. In 2014, Massoels was elected the National Chair. Massoels has also served five years on the Baseball Midwest Region Appointment Committee (RAC). From 2012-14, Massoels served on the Great Lakes Valley Conference Awards Committee. In 2014, Massoels began service on the GLVC Steering Committee.

Massoels has coached 23 All-Americans and numerous Academic All-Americans in cross country and track and field. His men's track and field team captured the first-ever Great Lakes Valley Conference Indoor Championship in 1999.

As a student at SJC, Massoels was a member of the cross country and track and field teams, serving as captain of both. He graduated from Saint Joseph's with a bachelor's degree in Journalism.

A native of Whiting, Indiana, Massoels lives in Rensselaer with his wife, Teresa, and children Patrick, Samantha, and Megan.



Ken Badylak
Director of Sports Information

Badylak was hired as Sports Information Director and women's golf coach at Saint Joseph's College in July of 2008. In June of 2009, Badylak assumed coaching duties of the men's golf team.

Badylak is a 2005 graduate of Saint Joseph's College, earning a bachelor's degree in Business Administration.

During the fall of 2013, Badylak began serving on the Great Lakes Valley Conference Awards Committee. In the past he has also assisted the GLVC during the baseball championship along with the men's and women's basketball championships.

In 2012, Badylak started a four-year term on the NCAA National Golf Committee where he chairs the Midwest and Central Region's Appointment Committees. Also, in 2012 Badylak began a three-year appointment to the Men's Soccer Midwest Regional Appointment Committee.

In 2006, Badylak was a Tournament Operations Assistant with the LPGA's Duramed Futures Tour, the official developmental tour of the LPGA. Over the past 14 years Badylak has also assisted Merrillville High School with athletic operations. He currently sits on the NCAA men's soccer Regional Appointment Committee as well as the National men's golf committee.

Badylak is a native of Merrillville, Indiana and currently resides in Rensselaer.



Linda Deno
Associate Director of Athletics/
Compliance Director

Deno joined the Saint Joseph's College staff in August of 1984 as assistant coach for volleyball and basketball and administrative assistant. In July of 1987, she was appointed head volleyball coach.

Deno stepped down as head coach in 1997 to assume more responsibilities as Associate Athletic Director. Linda also served as head coach of the volleyball program in 2004 and 2005.

She took over as SJC's Compliance Director in January of 2005.

Deno is a 1982 graduate of Saint Joseph's College with a bachelor's degree in Physical Education. Deno was a member of the varsity volleyball, basketball, and track and field teams at SJC.

Deno resides Goodland, Indiana.



Teresa Massoels
Faculty Athletic Representative

Massoels has been the Faculty Athletic Representative at SJC since 1998. She is an Associate Professor of Management and Marketing within the College's Business Administration Department and has been teaching at SJC since 1996. Massoels currently sits as the Chair of the Business Department.

Massoels also serves on the Faculty Executive Assembly Committee and received the SJC Teaching Excellence Award in 2001.

Massoels was a three-year varsity letter winner in volleyball before graduating with bachelor's degrees in Computer Science and Mathematics from SJC, and she also has a Master of Business Administration degree from Indiana University. She resides in Rensselaer with her husband, Bill, and their children, Patrick,



Jared Hall
Head Certified Athletic Trainer

Hall is in his 15th year as Head Certified Athletic Trainer at Saint Joseph's College. He came to SJC from Arnett Clinic in Lafayette in the summer of 2000. He had also been the trainer at Harrison High School in West Lafayette.

Hall received his bachelor's degree in Sports Studies with a specialization in Athletic Training from Indiana State University in 1993. A year later, he received his master's degree in Physical Education with a specialization in Athletic Training from ISU.

He was named Director of Athletic Training Services at Jasper County Hospital in 2006.

Hall lives in Goodland, Indiana, with his wife Tabatha and sons Payton and Connor.



BAND



Robb Thiel

Chairman of the Music Department

Associate Professor of Music Thiel is Chairman of the Music Department at Saint Joseph's College. He holds a bachelor's degree in Music Education from the University of Evansville and a master's degree in Education from Indiana University.

Before coming to SJC in 1993, he held the director's positions at North Miami High School, Winamac High School, and Knox High School. In his 14 years as a high school band director, his bands qualified for the state finals seven times.

In addition to his teaching responsibilities, he also arranges and composes percussion books for schools in Indiana and Pennsylvania. Thiel is a past member of the Indiana State School Music Association Board and holds current memberships in the Music Educators National Conference, Indiana Music Educators Association, the Indiana Bandmasters Association, and the National Catholic Band Directors Association.

Robb is frequently asked to serve as an adjudicator for marching band and concert band contests as well as a consultant and clinician for all areas of music.



FOOTBALL COACHING STAFF



Cory Sanders

Head Coach

Defensive Coordinator

Cory Sanders joined the Saint Joseph's College football staff as the Defensive Coordinator in February of 2010. On February 18th, 2011 Sanders was promoted to Head Football Coach. He will serve as the 19th Head Coach in SJC-History.

In 2013 the Pumas finished 8-3 with a 5-2 mark in the Great Lakes Valley Conference, which placed SJC in a tie for second. Overall Coach Sanders holds a 16-16 record with a 10-5 mark in the

GLVC. SJC's three losses came at a combine total of eight points. The Pumas led the league in rushing, 224.1 yards per game, a total that ranked 28th nationally. Sanders was also at the controls for one of the best defenses in the NCAA. SJC allowed 85.6 rushing yards per game, a total that ranked seventh in the nation. More impressively the Pumas finished 14th in the NCAA in sacks and tackles for loss. Four players earned First-Team All-GLVC selections in 2013, Jakob Styla was a unanimous selection, while Gary Yeoman, Joel Wimbley, and Braxton Shelton also were honored on the First Team. Thirteen other players were also recognized on the annual list.

Sanders guided the Pumas to a 6-5 mark in 2012, the first season of Great Lakes Valley Conference (GLVC) play. It marked the first winning season for SJC since 2006. The 5-3 mark in league play placed the Pumas third overall. SJC gave the GLVC its first win as a league sponsored sport with a 36-34 come-from-behind victory over Valparaiso on August. 30

SJC finished the 2011 campaign 2-8 with a host of underclassmen receiving significant playing time. The defensive backs shined for the Pumas as Ben Gomes led the team in tackles and earned All-Conference honors. Four defensive backs also accounted for five of SJC's eight interceptions on the year.

Sanders returns to Saint Joseph's after a two-year stint at Elmhurst College where he served as Defensive Backs Coach. During his tenure with the Bluejays, Sanders served along side the Defensive Coordinator to develop additional defensive schemes as well as weekly defensive game plans. He solely coordinated efforts amongst the defensive secondary and managed the video coordinating efforts.

Prior to Elmhurst, Sanders spent the 2007 season as the Defensive Backs Coach at North Central College. Amongst his responsibilities, Sanders help develop weekly game plans as well as running the offensive scout team.

As a player, Sanders served as a three-year captain for SJC where he helped the Pumas to two conference championships. He was a four time All-Conference Selection and awarded the SJC Defensive Most Valuable Player in the 2005 season. Sanders played in 44 games in his SJC career totaling 240 tackles and 10.5 sacks. His 30.5 tackles for loss ranks fifth all-time in SJC history.

Sanders earned a bachelors degree in Business Administration from Saint Joseph's College. A native of Grand Rapids, Michigan Sanders currently resides in Rensselaer.



All-Time Head Coaching Records

2011-pres.	Cory Sanders	16-16	.500
2010	A.J. Ricker	5-5	.500
2005-2009	Lou Esposito	29-24	.547
2004	Tim Lester	7-4	.636
1997-2003	Tom Riva.....	26-49	.347
1996	Brendan Flaherty	9-2	.818
1995	Joe Palka	1-9	.100
1985-94	Bill Reagan.....	35-63-3	.361
1967-84	Bill Jennings.....	77-90-3	.462
1965-66	James Arneberg	7-9	.438
1961-64	Edward Dwyer	7-26-1	.221
1959-60	Joseph Iofredo	7-9-1	.441
1954-58	Robert Jauron	32-13-1	.707
1953	Joseph Pawlowski.....	2-6	.250
1950-52	Gene Fetter	5-18-2	.240
1946-49	Richard Scharf.....	11-18-3	.391
1938-42	Joseph Dienhart.....	25-9-4	.711
1933-37	Raymond DeCook	9-12-3	.438
1923-24	Thomas Radican	1-9	.100
Prior to 1923	Player Coaches.....	16-13-3	.547
Total	311-389-24	.437

All-Time Win Leaders

Bill Jennings	77
Bill Reagan	35
Robert Jauron	32
Lou Esposito	29



FOOTBALL COACHING STAFF



Dan Day
Offensive Line Coach
Associate Head Coach

Daniel Day joined the Saint Joseph's College football coaching staff in July of 2011 as the offensive line coach. The Pumas were the best rushing team in the GLVC in 2013, averaging 224.1 yards per game. An average that also ranked 28th in the NCAA. The Pumas produced a GLVC leading 24 rushing touchdowns. Braxton Shelton rushed for over 1,000 yards behind an experienced offensive line in 2013, becoming only the fifth back in SJC history with a 1,000 yard season.

In 2012, Coach Day helped the offensive line average 390 yards of total offense per game. The Pumas average 27.9 points per game, while getting over .500 for the first time in six seasons. The Pumas running attack accounted for 150 yards in 2012. The offense passed for 239 yard per game, with 29 touchdowns. The offensive line allowed less than two sacks per game.

In 2011, Day helped the offensive line average 321 yards of total offense per game. SJC averaged 45 passing attempts per game while allowing just 2.4 sacks per contest.

Day came to SJC after successful playing and coaching career at Seton Hill University. As an offensive graduate assistant and later a tight ends coach, Day helped the Griffins' offensive average 157 rushing yards and 1.5 sacks per game last season. During his tenure Day assisted the offensive coordinator with film breakdown and game planning.

As a player Day was a part of the inaugural football team at Seton Hill in 2005. He was a captain during his senior season as the Griffins had their best season in school history going 10-3. The team reached the NCAA playoffs for the first time and won their first playoff game, 14-7 over American International before falling to eventual national semifinalist California (PA) in the regional semifinal. A four year letter-winner and three year starter, Day was also awarded the Most Valuable Linemen award his senior season.

Day earned his bachelors in History in 2009 from Seton Hill and finished work on his maters in Elementary Education in August. A native of Youngstown, Ohio Day and his wife Danielle reside in Rensselaer.



Brendan Murphy
Offensive Coordinator/Quarterbacks Coach

Brendan Murphy returned to Saint Joseph's College in January of 2013 as an Assistant Football Coach. Murphy takes on the role of Offensive Coordinator as well as recruiting Bloomington, Evansville, Terre Haute, Ind./ Northwest, West Suburbs, Chicago, Ill. and Michigan.

In 2013, the SJC offense was one of the most prolific in the GLVC. The

Pumas were second in scoring with 28.5 points per game, but led the league with 417 yards of total offense. The ground game was equally as impressive, averaging 224.1 yards per game, a total that led the GLVC and 28th in the NCAA.

Murphy rejoined the Pumas after five seasons with Seton Hill University where he coached wide receivers and tight ends. He also served as the Griffins special teams coordinator. Seton Hill went 10-3 in 2008, finishing second in the West Virginia Intercollegiate Athletic Conference.

Prior to his time at Seton Hill, Murphy spent 2006 as the Pumas' running backs coach. SJC finished 8-3 in 2006 winning the Great Lakes Football Conference Title. In 2007 Murphy served as SJC's defensive line coach and special teams coordinator.

Murphy played quarterback for four-years for SJC seeing action in 15 games. The Pumas were 20-24 during that time, posting two 7-4 seasons in 2004 and 2005.

A 2006 graduate of Saint Joseph's College, Murphy earned his bachelors degree in Criminal Justice.



Colin Doran
Wide Receivers/Tight Ends

Colin Doran came to Saint Joseph's College as the an Assistant Football Coach in July of 2014. Doran will work directly with the wide receivers and tight ends.

Doran comes to SJC after a two year stint as an offensive graduate assistant at Concord University in West Virginia. During both season Doran assisted with the development of the running backs while in the spring of 2014 added tight ends to his responsibilities. The running

backs accounted for at least 1,900 yards each season and a combined total of 24 touchdowns during the past two seasons. Concord posted a record of 15-5 during Doran's tenure with a 13-4 mark in conference play.

From the start, Doran also assisted with conditioning and weight room efforts. During the 2013 season, he added began work with the special teams and the kick returners.

Doran finished a four-year playing career at DePauw in 2010 where he helped the Tigers win two conference titles. DePauw made the NCAA Division III playoffs twice in the span, marking the first post-season appearances in school history. During his senior season, Doran made 29 catches for 362 yards and two touchdowns for a Tigers team that finished 9-2.

A Southern Collegiate Athletic Conference Scholar Athlete, Doran received his bachelors in Communication from DePauw in 2011. In May of 2014 he completed work on his maters in Health Promotion from Concord University.

A native of Martinsville, Indi-



FOOTBALL COACHING STAFF



Jensen Nowakoski
Defensive Backs

Jensen Nowakoski returned to SJC in the August of 2014 to serve as a defensive back coach. He will assist in the development of the secondary as well as strength and conditioning efforts throughout the season.

Nowakoski finished a four-year career at SJC in the fall of 2013. He recorded 50 career tackles. His best season was his last even though suffering a knee injury midway through the season, Nowakoski

made 26 tackles, 3.5 for a loss. He finished the season with one sack and two interceptions. Both interceptions occurred on September 28th against Trine, the second preserving a 24-21 victory.

A native of Indianapolis and Lutheran High school, Nowakoski completed his bachelors degree in Business Administration in 2014.



Ryan Stokes
Running Backs

Ryan Stokes joined the Saint Joseph's College coaching staff in August. Stokes will serve as the program's Running-backs Coach as well as other duties assigned with player development and recruiting.

A former kicker in college, Stokes comes to SJC after graduating from Grand Valley State University. As a member of the GVSU football team Stokes was the starting place kicker until suffering a career-ending ACL knee injury. He finished second on the team

in total points scored in 2011 and received Academic All-GLIAC honors twice in his career.

GVSU made three NCAA DII playoff appearances with the help of Stokes, including appearing in the 2009 National Title game. The Lakers reached two NCAA DII Semifinals in that span and won a GLIAC Championship, and a GLIAC North Division Title.



Nubis Padhye

Defensive Coordinator

Nubis Padhye joined Saint Joseph's College as an assistant football coach in February of 2012 where he assisted with running backs and wide receivers. He returned to SJC as a defensive coordinator in 2014.

The Pumas finished 2-8 in 2012 before Padhye took a recruiting position with the University of Illinois. The Illini finished 4-8 in 2013.

Before SJC, Padhye spent the previous two seasons (2010-11) as the Pass Game Coordinator along with being the Quarterbacks and Wide Receivers Coach at Defiance College. At Defiance, Padhye helped develop a pistol option offense, producing an All-Conference quarterback who passed and rushed for over 1,000 yards in the 2010 season.

In addition, Padhye has previously served at Ashland University. In 2008, he was a Defensive Graduate Assistant, as well as the Outside Linebackers Coach for the Golden Eagles. Padhye coached two All-Conference outside linebackers in a 3-4 defensive scheme. The following season he became the Offensive Graduate Assistant and Video Coordinator. Padhye assisted with development of the Wide Receivers and Quarterbacks, and mentored two All-Conference wide receivers.

Padhye started his coaching career as the Defensive Backs coach at Westminster College where he assisted with the secondary while mentoring two defensive backs to All-Conference honors.

Padhye received his bachelor's degree from Ohio State University in Business Administration, while concentrating in Marketing. During his time at OSU, he was a student assistant for the offensive coaching staff and a part of a Big-Ten Championship season as well as a number one ranking and a National Championship berth.

Originally from Los Angeles, Cal., Padhye now resides in Rensselaer.



Jay Smith

Defensive Line Coach

Jay Smith came to SJC in the summer of 2014 as an assistant football coach. Smith primary responsibilities will revolve around the defensive and defensive line.

Smith spent the last season at South Dakota State University as a defensive quality control and video coordinator. He worked with the Jackrabbits defensive line as well as oversaw the break done of film. SDSU produced a 9-5 record in 2013.

In 2012, Smith was the defensive line coach and video coordinator at Southwest Minnesota State. The Mustangs finished 4-7 in 2012. On top of his duties on the field Smith was responsible of breaking down film as well as recruiting in territories such as California Junior Colleges and Wisconsin.

Smith previously served as a linebacker coach at North Dakota State University in 2010. In 2009, he served as the defensive line coach at Jamestown College.

Smith earned his bachelors in Physical Education from the University of Minnesota-Duluth in 2009. In 2013, Smith finished work on a masters of Sports Leadership from Southwest Minnesota State.



SENIORS

1 Sheldon Martin

Senior • DB • Ht. 5-11 • Wt. 193
San Diego, Calif.

2013: Started all 11 games. Recorded 50 tackles including four tackles for a loss. Broke-up four passes and forced one fumble. Made nine kick returns for 183 yards, with a long of 34 yards coming Sept. 14 against Siena Heights.

2012: Played in 11 games. Finished fourth on the team with 66 tackles, three for a loss. Made one interception.

2011: Played in 10 games, starting seven contests. Recorded 33 tackles, 3.5 for a loss. Tallied one interception. Honorable Mention All-GLFC

High School: Lincoln

Major: Sports Management



3 Joey Bishoff

Senior • WR • Ht. 6-1 • 189
Elk Grove Village, Ill.


2013: Played in all 11 games catching 20 passes for 226 yards. Averaged 11.3 yards per catch and scored one touchdown on Sept. 21st against Alderson Broaddus.

2012: Played in eleven games catching 36 passes for 353 yards. Averaged 9.8 yards a catch while scoring five touchdowns.

2011: Saw action in eight games while starting three at linebacker. Assisted on two tackles.

High School: Elk Grove

Major: Physical Education






SENIORS



4 Drew Byrd

Senior • DB • Ht. 5-10 • Wt. 185
Friendswood, Texas

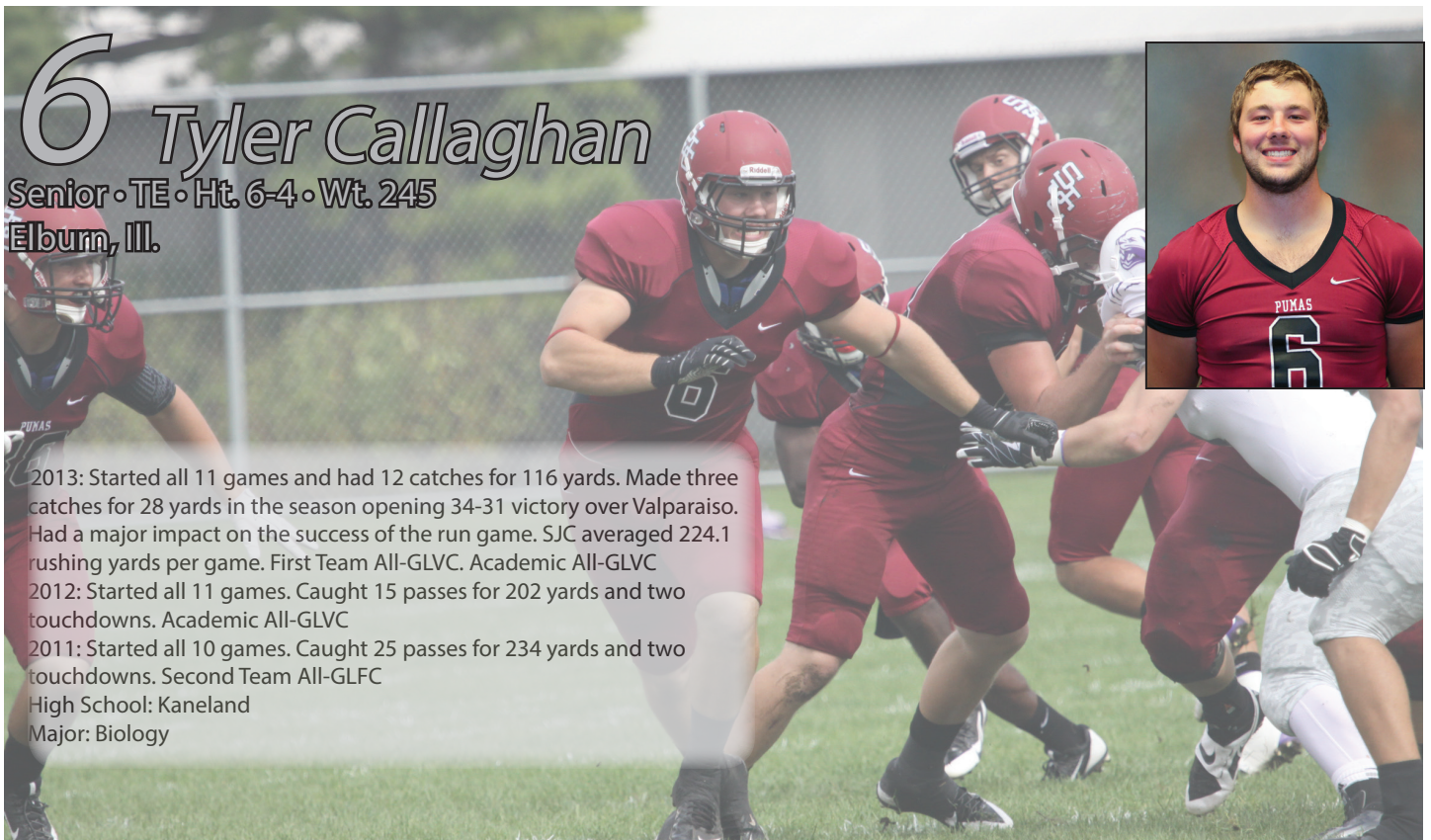


2013: Started all 11 games and finished third on the team with 58 tackles. Broke-up four passes and made one interception while recovering two fumbles. Second Team All-GLVC. Recorded a season-high seven tackles on three occasions, Sept. 28 vs. Trine, Oct. 19 at Missouri S&T, and Nov. 16 vs. William Jewell.

2012: Started all 11 games. Totaled 71 tackles with 41 unassisted. Recovered one fumble and broke-up three passes. Honorable Mention All-GLVC

2011: Started all 10 games. Recorded 42 tackles while tallying two interceptions

High School: Clear Brook
Major: Physical Education



6 Tyler Callaghan

Senior • TE • Ht. 6-4 • Wt. 245
Elburn, Ill.



2013: Started all 11 games and had 12 catches for 116 yards. Made three catches for 28 yards in the season opening 34-31 victory over Valparaiso. Had a major impact on the success of the run game. SJC averaged 224.1 rushing yards per game. First Team All-GLVC. Academic All-GLVC

2012: Started all 11 games. Caught 15 passes for 202 yards and two touchdowns. Academic All-GLVC

2011: Started all 10 games. Caught 25 passes for 234 yards and two touchdowns. Second Team All-GLVC

High School: Kaneland
Major: Biology



SENIORS

7 *Braxton Shelton*

Senior • RB • Ht. 5-11 • 210
Kokomo, Ind.



2013: Played in all 11 games. Carried the ball 183 times for 1,102 yards and 13 touchdowns. Caught 11 passes for 124 yards. Recorded a career high 200 rushing yards on Oct. 12th in a 34-26 victory over Quincy University. Rushed for over 100 yards five times. Produced just the fifth 1,000 yard rushing season in SJC history. Finished second in the GLVC in rushing yards and third in scoring. First Team All-GLVC.
2012: Rushed 102 times for 461 yards and one touchdown. Caught 11 passes for 190 yards and four touchdowns.
High School: Kokomo
Major: Business Administration

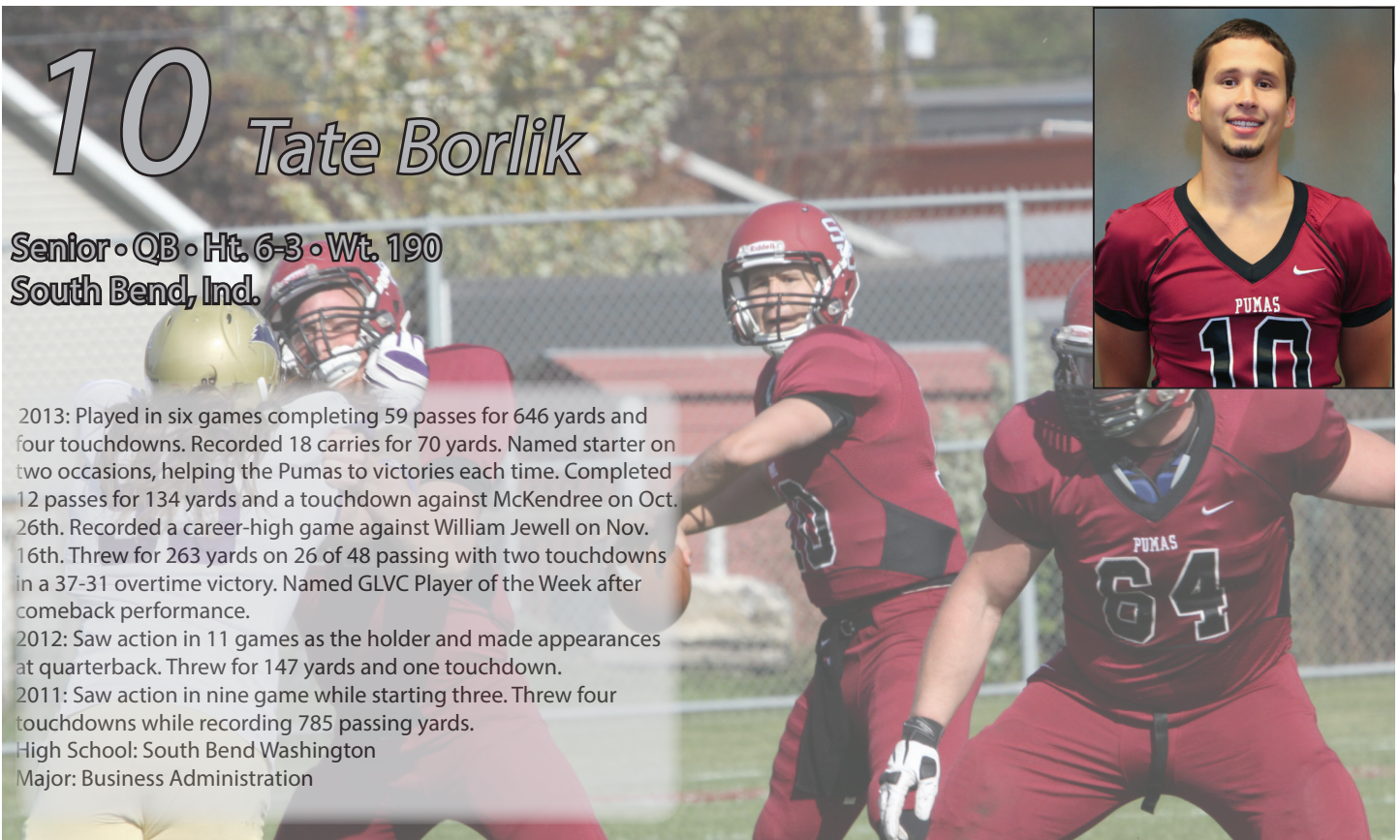


10 *Tate Borlik*

Senior • QB • Ht. 6-3 • Wt. 190
South Bend, Ind.



2013: Played in six games completing 59 passes for 646 yards and four touchdowns. Recorded 18 carries for 70 yards. Named starter on two occasions, helping the Pumas to victories each time. Completed 12 passes for 134 yards and a touchdown against McKendree on Oct. 26th. Recorded a career-high game against William Jewell on Nov. 16th. Threw for 263 yards on 26 of 48 passing with two touchdowns in a 37-31 overtime victory. Named GLVC Player of the Week after comeback performance.
2012: Saw action in 11 games as the holder and made appearances at quarterback. Threw for 147 yards and one touchdown.
2011: Saw action in nine game while starting three. Threw four touchdowns while recording 785 passing yards.
High School: South Bend Washington
Major: Business Administration





SENIORS



14 Watoris Slater

Senior • LB • Ht. 6-1 • 186
Park Forest, Ill.

2013: Played in nine games, mostly on special teams, but also saw action on the defensive side of the ball. Recorded six tackles on the year.
 2012: Saw action in 11 games. Caught six passes for 99 yards and two touchdowns. Special Teams Player of the Year
 2011: Saw action in nine games. Major contributor on special teams. Recorded 10 tackles.
 High School: Riverside-Brookfield
 Major: Elementary Education




21 Chris Edgerton

Senior • DB • Ht. 6-0 • 182
Boynton Beach, Fla.

2013: Played in nine games. Recorded 20 tackles broke-up four passes and caused one fumble. Recorded a season best five tackles and two pass break-ups against Truman State on Nov. 9th.
 2012: Started all 10 games. Made 28 tackles. Broke-up three passes and intercepted one.
 2011: Started all 10 games. Recorded 34 tackles and broke-up eight passes, Honorable Mention All-GLFC
 High School: American Heritage
 Major: Political Science





SENIORS

23 James Wilson

Senior • RB • Ht. 5-10 • 185
Dolton, Ill.



2013: Saw action in 11 games, recorded 34 carries for 160 yards and two touchdowns. Made eight carries for 71 yards and one touchdown in a 35-9 victory over Kentucky Wesleyan on Oct. 5th. Rushed eight times for 41 yards and a touchdown in a 45-17 win over Alderson Broaddus on Sept. 21st.

2012: Played in all 11 games. Rushed for 293 yards on 46 carries. Also, received 14 passes for 135 yards. Academic All-GLVC

2011: Played in all 10 games. Major contributor on special teams. Recorded 10 tackles.

High School: Thornridge

Major: Criminal Justice

54 Gary Yeoman

Senior • LB • Ht. 5-11 • Wt. 215
Mishawaka, Ind.



2013: Started all 11 games and was the center of the conference's best rushing defense. Helped the defense hold teams to 85.2 yards per game on the ground, which ranked seventh in the NCAA. Finished second on the team with 66 tackles. Led the team with 18.5 tackles for loss and 8.5 sacks. His 18.5 tackles for loss ranked 17th in the NCAA while 8.5 sacks ranked 30th in the country. Intercepted three passes. First Team All-GLVC.

2012: Played in all 11 games. Second on the team with 87 tackles and 2.5 sacks. Led the team with 11 tackles for a loss. Broke-up three passes while forcing two fumbles and recovering one. Honorable Mention All-GLVC. Academic All-GLVC

2011: Played in 10 games, starting three. Tallied 43 tackles, seven for a loss, and one sack. Intercepted two passes. Honorable Mention All-GLVC

High School: Penn

Major: Physical Education



SENIORS

61 Scott Vaughn

Senior • OL • Ht. 6-4 • 255
LaPorte, Ind.



2013: Saw action in 11 games. Was part of an offensive line that averaged a league best 224.1 yards per game, a total that ranked 28th in the NCAA. Helped produce a league best 23 rushing touchdowns.

2012: Saw action in 11 games. Caught one pass and contributed on special teams.

2011: Saw action in six games. Contributed on special teams.

High School: Laporte

Major: Physical Education

64 Trent Hall

Senior • OL • Ht. 6-1 • Wt. 287
Carmel, Ind.



2013: Served as one of four captains. Started all 11 games. Was part of a unit that averaged a league best 224.1 yards on the ground, a total that ranked 28th in the NCAA. Help the ground game scored a league best 23 rushing touchdowns. Second Team All-GLVC.

2012: Started all 11 games, helping the SJC running attack accounted for 150 yards. The offense passed for 239 yard per game, with 29 touchdowns. The offensive line allowed less than two sacks per game.

2011: Started in all 10 games. Helped the offensive line produce 78 rushing yards per game with eight rushing touchdowns. Also averaged less than three sacks per game.

High School: Carmel

Major: Business Administration



SENIORS

81 Alphonso Hines

Senior • WR • Ht. 6-3 • 195
Fishers, Ind.



2013: Played in 11 games and caught 45 passes for 558 yards and five touchdowns. Caught eight passes for 149 yards and one touchdown in the season opening 34-31 victory over Valparaiso on Sept. 7th. Also made eight catches in a 37-31 overtime victory over William Jewell on Nov. 16th. Recorded 10 catches for 96 yards and one touchdown on Nov. 2nd against Indianapolis. Made a season best two touchdown grabs on Oct. 12th against Quincy. Second Team All-GLVC.

2012: Saw action in eight games. Caught four passes for 38 yards.

2011: Played in nine games. Caught 31 passes for 363 and three touchdowns.
High School: Fishers
Major: Athletic Training

90 Cody French

Senior • DL • Ht. 6-2 • Wt. 290
Gladwin, Mich.



2013: Started in all 11 games. Finished fourth on the team with 55 tackles. Recovered one fumble and broke-up two passes. Recorded a season best nine tackles in a 24-21 victory over Trine on Sept. 28th. Part of a defensive line that allowed 85.6 rushing yards per game which ranked 7th in the NCAA. Honorable Mention All-GLVC, Academic All-GLVC.

2012: Started in all 11 games. Recorded 39 tackles and broke-up one pass., Academic All-GLVC

2011: Started in all 10 games. Recorded 13 tackles.

2010: Redshirted
High School: Gladwin
Major: Physical Education



SENIORS



71 *Brandon Good*

Senior • OL • Ht. 6-1 • 290
Cincinnati, Ohio

2013: Saw action in 10 games. Helped the Offensive line average a league best 224.1 yards per game rushing, a total that also ranked 28th in the NCAA. Was part of an offense that rushed for 23 touchdowns and allowed only 1.3 sacks per game. Honorable Mention All-GLVC

2012: Started in 9 games, saw action in 11. helping the SJC running attack accounted for 150 yards. The offense passed for 239 yard per game, with 29 touchdowns. The offensive line allowed less than two sacks per game.

2011: Medical Redshirt

2010: Helped the offensive line that produced 172.3 yards of rushing per game and allowed 2.4 sacks per contest.

High School: Colerain

Major: Physical Education



73 *Jakob Styla*

Senior • OL • Ht. 6-4 • Wt. 292
Riverview, Mich.

2013: Started 10 games, helped the online average 224.1 yards per game on the ground, which ranked 28th in the NCAA. Part of a unit that allowed only 1.3 sacks per game and scored a league best 23 rushing touchdowns. Unanimous First Team All-GLVC

2012: Started all 11 games, helping the SJC running attack accounted for 150 yards. The offense passed for 239 yard per game, with 29 touchdowns. The offensive line allowed less than two sacks per game.

2011: Saw action in one game on the offensive line.

2010: Sat out as a red shirt

High School: Gabriel Richard

Major: Criminal Justice




RETURNING PUMAS

MIKE ANDERSON

Ht.	5-9	Wt.	190
SOPHOMORE			
SOUTH BEND, IND.			
		RB	

2013: Played in 10 games and was a crucial part of the Pumas special teams play. Finished the season with 11 tackles.

High School: South Bend Riley
Major: Business Administration



KOBI COOK

Ht.	5-8	Wt.	195
REDSHIRT JUNIOR			
COLUMBUS, IND.			
		RB	

2013: Played in all 11 games and carried the ball 166 times for 827 yards and scored six touchdowns. His 75.2 rushing yards per game was second on the team while the SJC offense average 224.1 rushing yards per game, a total that ranked 28th in the NCAA. Rushed for over 100 yards five times. Recorded 18 carries for 121 yards on Sept. 21 against Alderson Broaddus. Made 15 carries for 103 yards and a touchdown against Kentucky Wesleyan on Oct. 5th. On Oct. 19th rushed for 109 yards and a touchdown against Missouri S&T and followed it up with a 115 yards and two touchdown performance the next week against McKendree. Capped off the season with 104 yards and two touchdowns on 22 carries in a 37-31 victory over William Jewell on Nov. 16th. Also, caught six catches on the season for 36 yards. Second Team All-GLVC 2012: Transferred From Ohio Dominican 2011: Red shirted
High School: Columbus North
Major: Business Administration



WADE BURTRON

Ht.	6-2	Wt.	200
REDSHIRT SOPHOMORE			
WESTFIELD, IND.			
		QB	

2013: Played in six games at quarterback while also saw action returning punts. Recorded six carries for 24 yards and returned 13 punts for a total of 46 yards. Saw significant action throughout the season giving the Pumas a different dynamic behind center. His sure hands fielding punts, helped SJC win the field position battle.


2012: Redshirted
High School: Westfield, Ind.
Major: Criminal Justice



DANNY DESIMONE

Ht.	5-10	Wt.	210
REDSHIRT FRESHMAN			
ROSEMONT, ILL.			
		LB	

2013: Reshirted
High School: Nazereth Academy
Major: Criminal Justice



ALEX CHANDLER

Ht.	6-2	Wt.	305
REDSHIRT SOPHOMORE			
INDIANAPOLIS, IND.			
		OL	

2013: Saw action in 7 games. Helped SJC average 224.1 yds on the ground and was part of an O-line that gave up 1.3 sacks a game. Helped the SJC rushing attack score 23 touchdowns.


2012: Redshirted
High School: Lutheran
Major: Criminal Justice



ADDISON DELLINGER

Ht.	6-4	Wt.	245
SOPHOMORE			
FORT WAYNE, IND.			
		TE	

2013: 2013: Played in all 11 games as a long snapper, also saw time as a tight end catching 7 passes for 93 yards. Made two catches for 36 yards on Oct. 12th against Quincy. Aided in the SJC ground attack that averaged 224.1 rushing yards per game, an average that ranked 28th in the NCAA.
High School: Snider
Major: Sports Management



BRIAN COLLINS

Ht.	6-3	Wt.	290
REDSHIRT SOPHOMORE			
LODI, CAL.			
		OL	

2013: Saw action in nine games. Helped the SJC rushing attack average 224.1 yards a game, a total that ranked 28th in the NCAA. The SJC offense scored a league best 23 rushing touchdowns.
Academic All-GLVC 2012: Redshirted
High School: Lodi
Major: Sports Management





RETURNING PUMAS

BRIAN DILLON

Ht.	6-2	Wt.	254
SOPHOMORE			
CHICAGO, ILL.			

2013: Played in all 11 games. Helped the defensive line hold opponents too a league best 85.2 yds rushing. Recorded 21 tackles including 2.5 for loss and one sack. Started his career with three tackles, including two tackles for a loss and one sack against Valparaiso on Sept. 7th. Recorded a career-high four tackles on Nov. 9th at Truman State.

High School: Saint Patrick
Major: Physical Education



HUDSON FEATHERSTONE

Ht.	6-0	Wt.	235
SOPHOMORE			
RUSSIAVILLE, IND.			

2013: Reshirted
High School: Western
Major: Business Administration



MARCIN GAWLAK

Ht.	6-0	Wt.	170
REDSHIRT SOPHOMORE			
CAROL STREAM, ILL.			

2013: Started all 11 games. Averaged 38 yards a punt and had 19 punts land inside the 20-yard line. Booted seven punts for 270 yards with five landing inside the 20-yard line in a 31-13 victory over McKendree on Oct. 26th. Named GLVC Special Teams Player of the Week after averaging 42 yards per punt, including a 58-yarder that marked the third-longest punt of the season in the GLVC.
2012: Redshirted
High School: Wheaton North
Major: Business Administration



JEREMIAH DUNWELL

Ht.	5-11	Wt.	175
REDSHIRT FRESHMAN			
ATTICA, IND.			

2013: Reshirted
High School: Attica
Major: Criminal Justice



ERIC HEINZMAN

Ht.	5-11	Wt.	225
REDSHIRT JUNIOR			
MT. VERON, IL.			

2013: Started all 11 games and recorded 28 tackles including 11.5 for loss and 5.5 sacks. Recorded five tackles and one sack on Oct. 19th against Missouri S&T. Produced a career-best two sacks in a 31-13 victory over McKendree on Oct. 26th. Part of a defense that allowed 85.6 rushing yards per game, a total that ranked seventh in the NCAA. Second Team All-GLVC. 2012: Played in 10 games. Recorded five tackles included one sack and two tackles for a loss. Academic All-GLVC
2012: Played in 10 games. Recorded five tackles included one sack and two tackles for a loss. Academic All-GLVC
2011: Red Shirted, member of the scout team.
High School: Mount Vernon
Major: Computer Science



MALCOLM EXFORD

Ht.	6-0	Wt.	295
JUNIOR			
INDIANAPOLIS, IND.			

2013: Played in eight games and recorded 12 tackles including three sacks. Recorded four tackles and one sack against Missouri S&T on Oct. 19th. Recorded three tackles and two sacks in a 34-26 victory over Quincy on Oct. 12th.
High School: Pike
Major: Physical Education



NICK FAUS

Ht.	5-9	Wt.	182
REDSHIRT FRESHMAN			
SOUTH BEND, IND.			

2013: Reshirted
High School: Elkhart Central
Major: Physical Education



TROY KEY

Ht.	6-4	Wt.	270
JUNIOR			
WELLINGTON, FLA.			

2013: Medical Redshirt
2012: Redshirted
High School: Palm Beach Central
Major: Criminal Justice





RETURNING PUMAS

JOSH KUMMER
 HT. 5-10 Wt. 185
 REDSHIRT FRESHMAN
 MILTON, WIS. RB

2013: Reshirted
 High School: Milton
 Major: Physical Education



BRENT MIDKIFF
 HT. 6-0 Wt. 230
 REDSHIRT FRESHMAN
 MOROCCO, IND. OL

2013: Reshirted
 High School: North Newton
 Major: Political Science



ANTHONY LOPEZ
 HT. 5-11 Wt. 200
 REDSHIRT FRESHMAN
 LOWELL, IND. DL

2013: Reshirted
 High School: Lowell
 Major: Physical Education



CHARLES MORRISON
 HT. 6-1 Wt. 210
 SOPHOMORE
 BOLINGBROOK, ILL. DL

2013: Saw action in five games at defensive end, recorded five tackles.
 High School: Bolingbrook
 Major: Physical Education



KYLE LOWTHRAP
 HT. 6-1 Wt. 290
 REDSHIRT SOPHOMORE
 BOCA RATON, FLA. OL

2013: Did not see action
 2012: Redshirted
 High School: West Boca Raton
 Major: Economics



KENNETH NAYLOR
 HT. 5-9 Wt. 174
 SOPHOMORE
 PARK FOREST, ILL. DB

2013: Saw action in three games and recorded one tackle.
 High School: Rich East
 Major: Digital Media & Journalism



TOMMY MCCORMICK
 HT. 6-1 Wt. 220
 SOPHOMORE
 CHICAGO, ILL. HB

2013: Saw action in nine games, mainly on special teams. Recorded one tackle. Also recorded reps at the linebacker position.
 High School: Saint Rita
 Major: Business Administration



TREVOR O'DONNELL
 HT. 6-5 Wt. 320
 SOPHOMORE
 HIGHLAND, IND. OL

2013: Reshirted
 High School: Highland
 Major: Accounting



TODD McINTYRE
 HT. 6-0 Wt. 190
 SOPHOMORE
 DOWAGIAC, MICH. DB

2013: Saw action in nine games, a majority of action on special teams, recorded two tackles. Rotated onto the field as a defensive back. Part of a defensive unit that allowed 85.6 rushing yards and 220 passing yards per game.
 High School: Dowagiac Union
 Major: Sports Management



WILKY ORELIN
 HT. 5-11 Wt. 190
 SOPHOMORE
 WELLINGTON, FLA. LB

2013: Saw action in all 11 games and recorded 27 tackles including six for a loss. Returned one punt for 44 yards. Recorded a blocked punt on Sept. 7th in a 34-31 victory over Valparaiso. Made a career high seven tackles, including 1.5 for a loss on Sept. 28th in a 24-21 victory over Trine University.
 High School: Palm Beach Central
 Major: Business Administration





RETURNING PUMAS

CHANDLER PIEKARSKI

Ht. 6-3 Wt. 230

SOPHOMORE

BOLLINGBROOK, ILL. TE

2013: Played in four games, caught two passes for 20 yards. Both catches came Oct. 19th at Missouri S&T. Helped an offensive line average a league-best 224.1 rushing yards per game
High School: Bollingbrook
Major: Sports Management




CHAD VECCHARELLA

Ht. 5-11 Wt. 200

SOPHOMORE

DELRAY, FLA. LB

2013: Played in all 11 games recording 22 tackles, 1.5 for a loss. Had one interception and broke-up two passes. Recorded a career-high seven tackles in a 34-26 victory over Quincy on Oct. 12th. Made two tackles and recorded first career interception in a 6-3 win on Nov. 9th against Truman State. Also collected six tackles, one for a loss in a 38-31 overtime victory over William Jewell.
High School: American Heritage



JESSIE POURCH

Ht. 5-11 Wt. 170

SOPHOMORE

SOUTH BAY, FLA. DB

2013: Saw action in 11 games, making four starts. Recorded 36 tackles and three pass break-ups. Recorded a career-high 11 tackles in a 31-13 win over McKendree on Oct. 26th. Made four tackles and recorded first career interception on Nov. 9th in a 6-3 victory over Truman State.
High School: Royal Palm Beach County
Major: Accounting




PATRICK VITEK

Ht. 6-3 Wt. 215

SOPHOMORE

LAGRANGE, ILL. DL

2013: Played in all 11 games. Recorded 23 tackles, 4.5 tackles for loss and 2.5 sacks. Broke-up four passes. Collected a career-best five tackles and .5 sack on Nov. 16th in a 38-31 overtime victory against William Jewell. Part of a defensive line that held opponents to 85.6 rushing yards per game, a total that ranked 7th in the NCAA.
High School: Nazereth Academy
Major: Psychology



JAYML SCOTT

Ht. 5-8 Wt. 175

REDSHIRT JUNIOR

HAMMILTON, OH. DB

2013: Played in two games, recording one tackle in the defensive backfield. Limited action due to injury.

2012: Played in 10 games, recording 36 tackles including one sack.
Academic All-GLVC

2011: Saw action in 10 games, started seven. Recorded 44 tackles, 3.5 for a loss. Intercepted one pass.

High School: Fairfield
Major: Business Administration



GAVIN VOSS

Ht. 6-0 Wt. 165

SOPHOMORE

INDIANAPOLIS, IND. K/P

2013: Converted 11 of 15 field goals and 33 of 37 extra points. Finished second on the team with 66 points. Made a career long 41-yard field goal against Sienna Heights on Sept. 14th. Connected on the game-tying 32-yard field goal on Nov. 16th that forced overtime with William Jewell. Averaged 51 yards a kickoff with seven touchbacks. Honorable mention All-GLVC

2012: Finished second on the team with 54 points. Converted seven of 11 field goals. His longest conversion came in a overtime win over Quincy University on Sept. 29. Also, handled kickoff and punting duties. Averaged over 55 yards a kickoff. Averaged 36.5 yards a punt with 18 landing inside the 20 with two touchbacks. Booted 10 punts over 50 yards.

High School: Wheeler
Major: Criminal Justice



COLE STALTER

Ht. 6-0 Wt. 295

JUNIOR

VEEDERSBURG IND. OL

2012: Redshirt
High School: Attica
Major: Business Administration





RETURNING PUMAS

JACOB WEST

Ht.	6-3	Wt.	310
SOPHMORE			
MOROCCO, IND.		DL	

2013: Redshirt
 High School: South Newton
 Major: Physical Education



E.J. WOODY

Ht.	6-2	Wt.	195
REDSHIRT SOPHMORE			
SPRINGVILLE, AL.		WR	

2013: Saw action in 11 games, making one start. Made 15 catches for 189 yards and two touchdowns. Recorded two catches for 24 yards and one touchdown against McKendree on Oct. 26th. Collected two catches for 40 yards and one touchdown in a 38-31 victory over William Jewell on Nov. 16th. Recorded three catches for a season-best 74 yards in the season opening 34-31 victory over Valparaiso on Sept. 7th. 2012: Medical Redshirt




2011: Played in 8 games. Caught 47 passes for 353 yards and 1 touchdown. Honorable Mention All-GLFC
 High School: Springville
 Major: Physical Education

TRACY WHITEHEAD

Ht.	5-9	Wt.	175
JUNIOR			
PARK FOREST, ILL.		DB	


2013: Played in seven games, making 10 tackles. Broke-up one pass.
 2012: Played in 11 games made four tackles and intercepted two passes.
 High School: Crete-Monee
 Major: Psychology



COLON WRIGHT

Ht.	6-0	Wt.	190
SOPHMORE			
DELARY, FLA.		DB	

2013: Saw action in seven games, recording 16 tackles and one pass break-up. Recorded a career-high eight tackles in a 34-26 win over Quincy on Oct. 12th. Made five tackles and one pass break-up on Oct. 19th at Missouri S&T.
 High School: American Heritage
 Major: Business Administration



JOEL WIMBLEY

Ht.	6-2	Wt.	235
JUNIOR			
CORAL SPRINGS, FLA.		LB	

2013: Started all 11 games and lead the team with 88 tackles. Had 16.5 tackles for loss and seven sacks along with three interceptions. Recorded a career-high 14 tackles on Oct. 19th against Missouri S&T. Also collected two sacks and forced fumble in the contest. Made nine tackles, two for a loss, and two interceptions on Sept. 21st against Alderson Broaddus. Helped a defensive unit allow 85.6 rushing yards per game, a total that ranks seventh in the NCAA. SJC's defense was also 14th nationally in TFL and sacks. First Team All-GLVC. Nominee for Cliff Harris Award (Small College Defensive Player of the Year)
 2012: Played in all 11 games. Led the team in tackles with 9 and sacks with 3. Second on the team with ten tackles for a loss. Forced and recovered one fumble. First Team All-GLVC.
 High School: Flanagan



PRONUNCIATION GUIDE

- #14 Watoris Slater - Wah-tour-ist
- #10 Tate Borlik - BORE-lick
- #52 Joel Wimbley - Joe-EL
- #53 Gary Yeoman - Yo-Men
- #73 Jake Styla - Sty-La
- #83 JaMicah Cooper - JAH-mike-a



THE 2014 PUMAS

Alphabetical Roster

No.	Name	Ht.	Wt.	Yr.	Pos.	Hometown/HS/JC	No.	Name	Ht.	Wt.	Yr.	Pos.	Hometown/HS/JC
59	AJ Abplanalp	5'11	300	Fr.	OL	Mitchell, Ind./Mitchell	1	Sheldon Martin	5'11	193	Sr.	DB	San Diego, Calif./Lincoln
28	Mike Anderson	5'9	190	So.	RB	South Bend, Ind./Riley	99	Chet Maxey	5'9	250	Fr.	DL	Fishers, Ind./Hamilton Southeastern
95	Miguel Barron	6'0	190	Fr.	FB	LaPorte, Ind./LaPorte	62	Josh McCaskel	6'3	300	Fr.	OL	University Park, Ill./Crete Monee
30	Jarron Bell	6'0	225	So.	LB	Bremen, Ill./Bremen	32	Tommy McCormick	6'1	220	So.	HB	Chicago, Ill./Saint Rita
3	Joey Bishoff	6'1	185	Sr.	WR	Elk Grove Village, Ill./Elk Grove	24	Todd McIntyre	6'0	190	So.	DB	Dowagiac, Mich./Dowagiac
10	Tate Borlik	6'3	190	Sr.	QB	Greenwood, Ind./Greenwood	53	Thomas Meyer			Fr.		Crown Point, Ind./Crown Point
41	Jude Brace	5'11	230	Fr.	DL	Dallas, Texas/Bishop Lynch	57	Brent Midkiff	6'0	230	RFr.	OL	Morocco, Ind./North Newton
17	Wade Burton	6'2	200	RSO.	QB	Westfield, Ind./Westfield	38	Nic Morken	5'10	215	Fr.	LB	Fort Wayne, Ind./Bishop Luers
4	Drew Byrd	6'1	185	Sr.	DB	Friendswood, Texas/Clear Brook	55	Charles Morrison	6'1	210	So.	DL	Bolingbrook, Ill./Bolingbrook
6	Tyler Callaghan	6'4	250	Sr.	TE	Elburn, Ill./Kaneland	49	DJ Morrow	5'9	150	Fr.	DB	Mishawaka, Ind./Mishawaka
67	Alex Chandler	6'2	305	Jr.	OL	Indianapolis, Ind./Lutheran	27	Kenneth Naylor	5'9	174	So.	DB	Park Forest, Ill./Rich East
58	Brian Collins	6'3	300	Jr.	OL	Lodi, Cal./Lodi	43	Dave Nelson	6'3	200	Fr.	LB	Chicago, Ill./Marist
33	John Connolly	6'4	195	Fr.	LB	Chicago, Ill./Saint Rita	35	Austin Nirva	6'1	210	Fr.	DL	Crystal Lake, Ill./Prairie Ridge
8	Kobi Cook	5'8	195	RJr.	RB	Columbus, Ind./Ohio Dominican	68	Trevor O'Donnell	6'5	320	So.	OL	Highland, Ind./Highland
83	JaMicah Cooper	6'1	174	RSr.	WR	Muskegon, Mich./Catholic	9	Adam O'Malley	6'1	190	Fr.	QB	Elk Grove, Ill./Elk Grove
70	Lareland Cooper	6'2	215	Fr.	DE	Fountain City, Ind./Northeastern	5	Wilky Orelie	5'11	190	So.	LB	Wellington, Fla./Palm Beach Cent.
98	Thajman Davis	6'2	260	Fr.	DL	Youngstown, Ohio/St. Patrick	66	Alex Patterson	6'2	290	Fr.	DL	Springfield, Ill./Sacred Heart Griffen
44	Danny DeSimone	5'10	210	RFr.	LB	Rosemont, Ill./Nazereth	82	Chandler Piekarski	6'2	230	So.	TE	Bolingbrook, Ill./Bolingbrook
88	Addison Dellinger	6'4	245	So.	TE	Fort Wayne, Ind./Snider	12	Jessie Pouch	5'11	170	So.	DB	Royal Palm Beach, Fla./Royal Palm
76	Brian Dillon	6'2	244	So.	DL	Chicago, Ill./Saint Patrick	87	Cortez Redmon	6'0	190	Fr.	DB	Rockford, Ill./Auburn
86	Jeremiah Dunwell	5'11	165	RFr.	WR	Attica, Ind./Attica	47	Isiah Robinson	5'9	260	Fr.	DL	Avon, Ind./Avon
69	Jared Eastes	6'0	185	Fr.	LB	Fort Wayne, Ind./Northrop	48	Justin Rotich	6'1	215	Fr.	LB	Dallas, Texas/Dallas Jesuit
21	Chris Edgerton	6'0	182	Sr.	DB	Boynton, FL./American Heritage	57	Lucas Schlarb	5'11	160	Fr.	K	Bremen, Ind./Bremen
	Aaron Ellis	6'2	185	Fr.	QB	Valparaiso, Ind./Boone Grove	2	Jamyl Scott	5'8	170	Sr.	DB	Hamilton, Ohio/Fairfield
51	CJ England	6'4	230	Fr.	OL	Plainwell, Mich./Plainwell	7	Braxton Shelton	5'11	210	RSr.	RB	Kokomo, Ind./Kokomo
84	Jose Esquivel	5'10	185	Fr.	WR	Nogales, Ariz./Nogales	14	Watoris Slater	6'1	186	Sr.	WR	LaGrange, Ill./Riverside-Brookfield
97	Malcolm Exford	6'0	295	Jr.	DL	Indianapolis, Ind./Pike	79	Cody Spurgeon	5'10	240	Fr.	DL	Mishawaka, Ind./Jamtown
80	Blake Faus	5'11	165	Fr.	WR	Elkhart, Ind./Elkhart Central	78	Cole Stalter	6'0	295	Jr.	OL	Veedersburg, Ind./Attica
16	Nick Faus	5'8	177	RFr.	QB	Elkhart, Ind./Elkhart Central	29	Sergej Stjepic	5'10	215	RFr.	FB	Fort Wayne, Ind./Northrop
37	Hudson Featherstone	6'0	235	So.	FB	Russiaville, Ind./Western		Drew Strom	6'2	305	Sr.	OL	Midlothian, Ill./Bremen
90	Cody French	6'2	290	RSr.	DE	Gladwin, Mich./Gladwin	73	Jake Styla	6'4	292	RSr.	OL	Riverview, Mich./Gabriel Richard
31	Marcin Gawlak	5'11	165	RSO.	K	Carroll Stream, Ill./Wheaton North	45	Luke Teague	5'11	215	Fr.	LB	Columbus, Ind./Columbus North
89	Evan Gill	6'2	215	Fr.	DL	Chesteron, Ind./Chesterton	60	Kyle Thomas	5'11	260	Fr.	OL	Hazel Crest, Ill./Mount Carmel
15	Tremel Giasper	6'0	181	Fr.	WR	Lancaster, Texas/Bishop Lynch	18	Wheyley Tolbert	5'11	175	Fr.	WR	Daphne, Ala./Daphne
71	Brandon Good	6'1	290	RSr.	OL	Cincinnati, Ohio/Colerain	61	Scott Vaughn	6'4	235	Sr.	TE	LaPorte, Ind./LaPorte
74	Peter Gorga	6'3	260	Fr.	OL	Fishers, Ind./Hamilton Southeastern	25	Chad Veccharella	5'11	200	So.	LB	Delray, Fla./American Heritage
64	Trent Hall	6'1	287	Sr.	OL	Carmel, Ind./Carmel	34	Patrick Vitek	6'3	215	So.	DL	La Grange, Ill./Nazereth
56	Eric Heinzman	5'11	198	RJr.	LB	Mount Vernon, Ill./Mount Vernon	19	Gavin Voss	6'0	160	Jr.	K	Valparaiso, Ind./Wheeler
40	Wyatt Held	5'8	210	Fr.	LB	Oaktown, Ind./North Knox	96	Jacob West	6'3	310	So.	DL	Morocco, Ind./South Newton
81	Alphonso Hines	6'3	195	Sr.	WR	Fishers, Ind./Fishers	13	Tracy Whitehead	5'9	175	Jr.	DB	Park Forest, Ill./Crete Monee
91	Carl Jones	6'1	350	Fr.	OL	Merrillville, Ind./Merrillville	23	James Wilson	5'10	185	Sr.	RB	Dolton, Ill./Thornridge
92	Troy Key	6'4	270	Jr.	OL	Wellington, Fla./Palm Beach Cental	52	Joel Wimbley	6'0	220	Jr.	LB	Coral Springs, Fla./Flanagan
46	Josh Kummer	5'10	180	RFr.	RB	Milton, Wis./Milton	11	E.J. Woody	6'0	189	RJr.	WR	Springville Ala./Springville
94	Anthony Lopez	5'11	190	RFr.	DL	Lowell, Ind./Lowell	16	Colon Wright	6'0	190	So.	DB	Delray, Fla./American Heritage
65	Kyle Lowtharp	6'1	290	Jr.	OL	Boca Raton, Fla./West Boca Raton	54	Gary Yeoman	5'11	202	Sr.	LB	Mishawak, Ind./Penn
22	Irving Madden	5'10	185	Fr.	DB	Lafayette, Ind./Jefferson							
42	David Martin	5'10	210	Fr.	LB	Livonia, Mich./Churchill							



THE 2014 PUMAS

Numerical Roster

No.	Name	Ht.	Wt.	Yr.	Pos.
1	Sheldon Martin	5'11	193	Sr.	DB
2	Jamyl Scott	5'8	170	Sr.	DB
3	Joey Bishoff	6'1	185	Sr.	WR
4	Drew Byrd	6'1	185	Sr.	DB
5	Wilky Orelie	5'11	190	So.	LB
6	Tyler Callaghan	6'4	250	Sr.	TE
7	Braxton Shelton	5'11	210	RSr.	RB
8	Kobi Cook	5'8	195	RJr.	RB
9	Adam O'Malley	6'1	190	Fr.	QB
10	Tate Borlik	6'3	190	Sr.	QB
11	EJ Woody	6'1	195	RJr.	WR
12	Jessie Pouch	5'11	170	So.	DB
13	Tracey Whitehead	5'9	175	Jr.	DB
14	Watoris Slater	6'1	186	Sr.	LB
15	Tremel Glasper	6'0	181	Fr.	WR
16	Nick Faus	5'8	177	RFr.	QB
17	Wade Burton	6'2	200	RSr.	QB
18	Wheylan Tolbert	5'11	175	Fr.	WR
19	Gavin Voss	6'0	160	Jr.	K
20	Colon Wright	6'0	190	So.	DB
21	Chris Edgerton	6'0	182	Sr.	DB
22	Irving Madden	5'10	185	Fr.	DB
23	James Wilson	5'10	185	Sr.	DB
24	Todd McIntyre	6'0	190	So.	DB
25	Chad Veccharella	5'11	200	So.	LB
27	Kenneth Naylor	5'9	174	So.	DB
28	Mike Anderson	5'9	190	So.	RB
29	Sergei Stjepic	5'10	215	RFr.	FB
30	Jarron Bell	6'0	225	So.	LB
31	Marcin Gawlak	5'11	165	RSr.	K
32	Tommy McCormick	6'1	220	So.	HB
33	John Connolly	6'4	195	Fr.	LB
34	Patrick Vitek	6'3	215	So.	DL
35	Austin Nirva	6'1	210	Fr.	DL
37	Hudson Featherston	6'0	235	Fr.	FB
38	Nic Morken	5'10	215	Fr.	LB
40	Wyatt Held	5'8	210	Fr.	LB
41	Jude Brace	5'11	230	Fr.	DL
42	David Martin	5'10	210	Fr.	LB
43	Dave Nelson	6'3	200	Fr.	LB
44	Danny DeSimone	5'10	210	RFr.	LB
45	Luke Teague	5'11	215	Fr.	LB
46	Josh Kummer	5'10	180	RFr.	RB
47	Isiah Robinson	5'9	260	Fr.	DL
48	Justin Rotich	6'1	215	Fr.	LB
49	DJ Morrow	5'9	150	Fr.	DB
51	CJ England	6'4	230	Fr.	OL
52	Joel Wimbley	6'0	220	Jr.	LB

No.	Name	Ht.	Wt.	Yr.	Pos.
53	Thomas Meyer			Fr.	OL
54	Gary Yeoman	5'11	202	Sr.	LB
55	Charles Morrison	6'1	210	So.	DL
56	Eric Heinzman	5'11	198	RJr.	LB
57	Lucas Schlarb	5'11	160	Fr.	K
58	Brian Collins	6'3	300	Jr.	OL
59	AJ Abplanalp	5'11	300	Fr.	OL
60	Kyle Thomas	5'11	260	Fr.	OL
61	Scott Vaughn	6'4	245	Sr.	OL
62	Josh McCaskel	6'3	300	Fr.	OL
63	Brent Midkiff	6'0	230	RFr.	OL
64	Trent Hall	6'1	287	Sr.	OL
65	Kyle Lowtharp	6'1	290	Jr.	OL
66	Alex Patterson	6'2	290	Fr.	DL
67	Alex Chandler	6'2	305	Jr.	OL
68	Trevor O'Donnell	6'5	320	So.	OL
69	Jared Eastes	6'0	185	Fr.	LB
70	Lareland Cooper	6'2	215	Fr.	DE
71	Brandon Good	6'1	290	RSr.	OL
72	Ethan Beech	6'3	242	Fr.	OL
73	Jake Styla	6'4	292	RSr.	OL
74	Peter Gorga	6'3	260	Fr.	OL
76	Brian Dillon	6'2	244	So.	DL
77	Gary Fisher	6'2	295	Fr.	OL
78	Cole Stalter	6'0	295	Jr.	OL
79	Cody Spurgeon	5'10	240	Fr.	DL
80	Blake Faus	5'11	165	Fr.	WR
81	Alphonso Hines	6'3	195	Sr.	WR
82	Chandler Piekarski	6'2	230	So.	TE
83	JaMicah Cooper	6'1	174	RSr.	WR
84	Jose Esquivel	5'10	185	Fr.	WR
86	Jeremiah Dunwell	5'11	165	RFr.	WR
87	Cortex Redmon	6'0	190	Fr.	DB
88	Addison Dellinger	6'4	245	So.	TE
90	Cody French	6'2	290	RSr.	DL
92	Troy Key	6'4	270	Jr.	OL
93	Austin Pearson	6'4	245	Fr.	DL
94	Anthony Lopez	5'11	190	RFr.	DL
95	Miguel Barron	6'0	190	Fr.	FB
96	Jacob West	6'3	310	So.	DL
97	Malcolm Exford	6'0	295	Jr.	DL
98	Thajman Davis	6'2	260	Fr.	DL
99	Chet Maxey	5'9	250	Fr.	DL
	Aaron Ellis	6'2	185	Fr.	QB
	Austin Head	5'6	169	RJr.	LB
	Drew Strom	6'2	305	Sr.	OL



2014 GLVC SEASON PREVIEW

For the third consecutive season, the Great Lakes Valley Conference football coaches have unanimously picked the University of Indianapolis to win the GLVC Championship this fall, it was announced Friday at the third-annual GLVC Football Kickoff in Lebanon, Illinois. Saint Joseph's College, after an 8-3 season was picked to finish third.

Saint Joseph's College garnered the third spot in the preseason poll with 50 points while picking-up the final first-place vote. Cory Sanders is in his third year in Rensselaer, Indiana and welcomes back a Pumas squad that is coming off an 8-3 campaign that included a 5-2 record in league action, good for second place. First-team All-GLVC honorees Braxton Shelton (RB), Tyler Callaghan (HB), Jakob Styla (OL) and Gary Yeoman (LB) return for the Pumas.

The Pumas finished 2013 with a defense that allowed 85.6 rushing yards per game, a total that ranked seventh in the NCAA. Gary Yeoman was 17th in the NCAA with 18.5 TFL and 30th in sacks. Joel Wimbley produced 16.5 tackles for loss which placed 23rd. Wimbley was also a nominee for the Cliff Harris Award which recognizes nationally the best defensive player from a small college.

SJC also rushed for 224.1 yards per game and a GLVC best 23 touchdowns last season. Braxton Shelton became the fifth back in SJC history to rush for over 1,000 yards last season as he accumulated over 100 yards in a game five times, including a 200 yards, two touchdown performance in a 36-24 victory over Quincy. Kobi Cook will also be in the back-field as he rushed for 827 yards and six touchdowns last season. Both backs will have the luxury of an experienced offensive line and tight-end corp to open holes at the line of scrimmage.

Tate Borlik will be the front-runner to take the offensive controls as he saw action in six games last season, passing for 646 yards and four touchdowns. Borlik helped the Pumas end the season with a 37-31 overtime victory over William Jewell on Nov. 16th. Borlik threw for 263 yards on 26 of 48 passing with two touchdowns en route to being named GLVC Offensive Player of the Week.

The Greyhounds enter their third campaign as a football-playing member in the GLVC with an undefeated 15-0 conference mark. UIndy finished the 2013 season 10-2 overall and earned its second consecutive NCAA Division II Playoff appearance. The Hounds received eight of the nine first-place votes only because conference bylaws do not permit a school to vote for itself.

Truman State came within the final minute of the regular season of earning a share of the GLVC Championship with Indianapolis last year, and has been tabbed as

the unanimous pick to finish second in the league with 56 points. The Bulldogs completed their first year as a GLVC member with a 7-4 overall record, including a 5-2 mark in conference play that was good for a tie for second.

Earning 38 points in the poll to lock down the No. 4 position is Missouri S&T. Following a 6-5 season in his inaugural year in Rolla, Missouri, Tyler Fenwick returns to the sidelines looking to build on the Miners' 5-2 league record from last year.

Also returning with the whistle in his second season on campus is McKendree University's Mike Babcock, who went 4-6 in his rookie year in Lebanon. The Bearcats turned in a 3-4 mark in GLVC action for fifth in the league standings, and now return in 2014 as the conference coaches' fifth choice with 32 points.

Two newcomers are found in the next two positions in the poll as GLVC associate member Southwest Baptist University and Lincoln University registered 28 and 27 points, respectively, to rank sixth and seventh in the poll. The two squads move to the GLVC after several years in the Mid-America Intercollegiate Athletic Association (MIAA). Southwest Baptist recorded a 1-10 record (1-9 MIAA) in 2013, while Lincoln was 3-8 (2-8).

Closing out the poll in the No. 8 position is Quincy (2-9, 1-6), which garnered 15 points overall – one marker better than No. 9 William Jewell (3-8, 2-5).

SJC at UIndy Going National

After being represented in its first two years of sponsorship in the NCAA Division II Football Championship Playoffs, the Great Lakes Valley Conference (GLVC) will once again garner national acclaim as the Saint Joseph's College at University of Indianapolis contest is set to air live on CBS Sports Network at 8 p.m. ET on Thursday, Oct. 30, 2014.

The conference contest, originally scheduled for Saturday, Nov. 1, was moved to accommodate a national viewing audience in prime time as part of the NCAA Division II Football National Television Package. In addition to CBS Sports Network, which is carried in 100 million homes nationwide, the game will be offered to regional carriers and streamed live on NCAA.com.

"We are excited to showcase Great Lakes Valley Conference football as the newest Division II league to sponsor the sport," said GLVC Commissioner Jim Naumovich, "The opportunity for a national television audience to watch the Saint Joseph's/Indi-



2014 GLVC SEASON PREVIEW

anapolis game on CBS Sports Network will provide both schools and the league with great visibility and exposure., The timing of this selection fits nicely into the third year of our marketing and branding initiative and features two of the league’s top football programs to showcase.”

“The entire Puma Nation is excited for this match-up,” said Director of Athletics Bill Massoels. “The effort by both teams last season created an atmosphere that brought more attention towards future matchups. A national audience will highlight the GLVC and Saint Joseph’s College in an unprecedented fashion.”

Ulndy is the two-time defending GLVC Champion, having run a perfect 15-0 conference slate the past two years., The Greyhounds have also represented the league in both the 2012 and 2013 NCAA Division II playoffs.,

“(The NCAA and CBS Sports Network) couldn’t have picked a better game for us; it’s a big rivalry game,” said Indianapolis head coach Bob Bartolomeo., “Last year it had implications in terms of who was going to be the champion of the league, and I’m hopeful it will be that way again this year.”

Saint Joseph’s finished the 2013 season in a three-way tie for second in the conference standings at 5-2 and was 8-3 overall., The Pumas nearly upset the No. 18 Greyhounds in a 27-24 loss in Rensselaer, Ind. After an Alphonso Hines touchdown reception with over six minutes left that brought SJC to within 27-24, the Hounds ran out the clock. SJC ran for 156 yards with Braxton Shelton running for 59-yards and two touchdowns on 13 carries. Billy VandeMerkt was 17 of 24 for 173 yards and one touchdown. Jessie Pouch made eight tackles to lead the SJC defense while Joel Wimbley made six stops, including 1.5 sacks. Patrick Vitek recorded three tackles, one for a loss, and deflected two Connor Barthel passes at the line of scrimmage.

“This is a great opportunity for our conference to showcase ourselves nationally,” said Saint Joseph’s head football coach Cory Sanders., “With the conference being in its third year we have been allowed a platform to display the depth and competition the GLVC has to offer., This opportunity extends toward Saint Joseph’s College and our kids to get the same exposure.”



2014 GLVC Preseason Coaches’ Poll

	Points (First Place)
1. Indianapolis	68 (8)
2. Truman State	56
3. Saint Joseph’s	50 (1)
4. Missouri S&T	38
5. McKendree	32
6. Southwest Baptist	28
7. Lincoln	27
8. Quincy	15
9. William Jewell	14

2013 GLVC Final Standings

Team	GLVC	Overall
Indianapolis.....	7-0	10-2
Saint Joseph’s.....	5-2	8-3
Truman State.....	5-2	7-4
Missouri S&T.....	5-2	6-5
McKendree.....	3-4	4-6
William Jewell.....	2-5	3-8
Quincy.....	1-6	2-9
Kentucky Wesleyan.....	0-7	0-11

2013 GLVC Award Winners

- Coach of the Year: Bob Bartolomeo, Ulndy
- Offensive Player of the Year: Klay Fletcher, Ulndy
- Defensive Player of the Year: Chris Emesih, Missouri S&T
- Freshman of the Year: Derrick Bryant, Ulndy
- Special Teams Player of the Year: Klay Fletcher, Ulndy



2013 FINAL STATISTICS

TEAM STATISTICS

	PUMAS	OPPONENTS
FIRST DOWNS	242	187
Rushing	118	60
Passing	101	108
Penalty	23	19
RUSHING YARDAGE	2465	937
Rushing Attempts	511	409
Average Per Rush	4.8	2.3
Average Per Game	224.1	85.2
TDs Rushing	24	8
PASSING YARDAGE	2129	2422
Comp - Att - Int	321-179-14	352-198-13
Average Per Pass	6.6	6.9
Average Per Catch	11.9	12.2
Average Per Game	193.6	220.2
TDs Passing	17	17
TOTAL OFFENSE	4594	3359
Average Per Play	5.5	4.4
Average Per Game	417.6	305.4
KICK RETURNS: #-Yards	33-571	38-605
PUNT RETURNS: #-Yards	21-132	17-206
INT RETURNS: #-Yards	13-232	14-159
FUMBLES-LOST	29-12	24-11
PENALTIES-Yards	99-844	60-517
PUNTS-AVG	53-37.53	68-36.18
TIME OF POSSESSION/Game	28:03	29:26
3RD-DOWN Conversions	73/172	59/177
4TH-DOWN Conversions	9/23	7/22

SCORE BY PERIOD

	1	2	3	4	OT	Total
Saint Joseph's (IN)	56	128	57	63	3	314
Opponents	97	111	113	72	0	277

SCORING

	TD	Ru	Rv	Rt	FG	PAT	2-pt	Total
Braxton Shelton	13	13	0	0	0	0	0	78
Gavin Voss	0	0	0	0	11	33	0	66
Julian Walker	8	0	8	0	0	0	0	48
Kobi Cook	6	6	0	0	0	0	0	36
Alphonso Hines	5	0	0	0	0	0	0	30
Billy VandeMerkt	2	2	0	0	0	0	0	12
EJ Woody	2	0	2	0	0	0	0	12
James Wilson	2	2	0	0	0	0	0	12
Joey Bishoff	1	0	1	0	0	0	0	6
Ryan Laubauskas	1	1	0	0	0	0	0	6
JaMichah Cooper	1	0	1	0	0	0	0	6

FIELD GOALS

	FGM-FGA	0-29	30-39	40-49	50+	Long
Gavin Voss	11-15	1-1	4-6	2-4	0-0	41

PUNT RETURNS

	Ret	Yds	Avg	Long	TD
Wade Burtron	13	46	3.5	11	0
Wilky Orelie	1	44	44.0	0	0
Sheldon Martin	4	27	6.75	16	0
Tracy Whitehead	1	15	15.0	15	0
Jessie Pouch	1	0	0	0	0

RUSHING	Att	Yds	Avg	TD	Long
Shelton, Braxton	183	1057	5.8	13	67
Cook, Kobi	166	827	5.0	6	62
VandeMerkt, Billy	74	291	3.9	2	31
Wilson, James	34	160	4.7	2	28
Borlik, Tate	18	27	1.5	0	12
Martinez, Sean	10	54	5.4	0	33
Anderson, Mike	5	32	6.4	0	20
Walker, Julian	3	26	8.7	0	12
Burtron, Wade	6	24	4.0	0	10
Callaghan, Tyler	1	3	3.0	0	3
Laubauskas, Ryan	0	0	0.0	1	0
TEAM	11	-36	-3.3	0	0
Total	511	2465	4.8	24	67

RECEIVING	Rec	Yds	Avg	TD	Long
Walker, Julian	48	608	12.67	8	44
Hines, Alphonso	45	558	12.4	5	76
Bishoff, Joey	20	226	11.3	1	22
Woody, EJ	15	189	12.6	2	45
Shelton, Braxton	11	124	11.27	0	27
Callaghan, Tyler	12	116	9.67	0	19
Cooper, JaMichah	11	112	10.18	1	21
Dellinger, Addison	7	93	13.29	0	19
Wilson, James	2	47	23.5	0	32
Cook, Kobi	6	36	6.0	0	14
Piekarski, Chandler	2	20	10.0	0	16
Total	179	2129	11.89	17	76

KICK RETURNS	Ret	Yds	Avg	TD	Long
Wilson, James	12	197	16.42	0	26
Martin, Sheldon	9	183	20.33	0	34
Whitehead, Tracy	5	145	29.0	0	38
Anderson, Mike	4	36	9.0	0	12
Stanisci, Luke	1	10	10.0	0	10
Soulis, Andrew	1	0	0.0	0	0
TEAM	1	0	0.0	0	0
Total	33	571	17.3	0	38

INTERCEPTIONS	No	Yds	Avg	TD	Long
Yeoman, Gary	3	86	28.67	0	49
Wimbley, Joel	3	60	20.0	0	53
Nowakowski, Jensen	2	56	28.0	0	36
Corneille, Romary	1	14	14.0	0	14
Veccharella, Chad	1	9	9.0	0	9
Pourch, Jessie	1	7	7.0	0	7
Byrd, Drew	1	0	0.0	0	0
TEAM	1	0	0.0	0	0
Total	13	232	17.85	0	53

FUMBLE RETURNS	No	Yds	Avg	TD	Long
Jamyl Scott	1	37	37.0	0	37
Anthony Beltrano	1	0	0.0	0	0
Total	2	37	18.5	0	37

PUNTING	No.	Yds	Avg	Lg	TB	FC	I20	Blkd
Gawlak, Marcin	49	1883	38.43	58	3	4	19	2
Voss, Gavin	2	106	53.00	65	1	0	0	0
TEAM	2	0	0.0	0	0	0	0	0
Total	53	1989	37.53	65	4	4	19	2

PASSING	Att	Comp	Int	Yards	Pct	TD	Long	Avg/G
Billy VandeMerkt	203	119	7	1480	58.6	13	76	148.0
Tate Borlik	110	59	6	646	53.6	4	44	107.7
Wade Burtron	2	1	0	3	50.0	0	3	.50
Gavin Voss	1	0	0	0	0	0	0	0
Marcin Gawlak	1	0	1	0	0	0	0	0
Total	321	179	14	2129	55.8	17	76	193.55
Opponents	352	198	13	2422	56.3	17	74	220.18



2013 FINAL STATISTICS

DEFENSIVE STATISTICS	UT	AT	Tackles	TFL/yards	Sacks	INT	PBU	FR	FF
52 Wimbley, Joel	53	35	88	16.5/73	7.0/49	3-60	3	.	1
54 Yeoman, Gary	46	20	66	18.5/87	8.5/61	3-86	1	2-0	2
4 Byrd, Drew	43	15	58	1.0/2	.	1-0	4	2-0	.
90 French, Cody	35	20	55	1.5/5	.	.	.	1-0	.
1 Martin, Sheldon	39	11	50	4.0/11	.	.	4	1-0	1
20 Corneille, Romary	28	16	44	1.0/4	.	2-14	6	.	.
12 Pourch, Jessie	24	12	36	.	.	1-7	3	.	.
56 Heinzman, Eric	17	11	28	11.5/51	5.5-39	.	.	1-0	.
18 Orelie, Wilky	13	14	27	6.0/23	0.5-5
26 Nowakoski, Jensen	20	6	26	3.5/8	1.0-1	2-56	3	.	.
34 Vitek, Patrick	15	8	23	4.0/21	2.5-19	.	4	.	.
25 Veccharella, Chad	13	9	22	1.5/2	.	2	.	.	.
43 Soulis, Andrew	15	6	21	4.5/28	3.0-22	.	.	.	1
76 Dillon, Brian	9	12	21	2.5/11	1.5-8	.	.	.	1
21 Edgerton, Chris	15	5	20	1.0/1	.	.	4	.	1
50 Sprayberry, Cody	7	11	18	2.5/5	0.5-2
33 Gallinatti, Tony	12	5	17	4.5/16	1.0-6
16 Wright, Colon	14	2	16	.	.	.	1	.	.
97 Exford, Malcolm	8	4	12	3.0/17	3.0-17
28 Anderson, Mike	8	3	11	1.0/9	.	.	.	1-0	.
13 Whitehead, Tracy	9	1	10	.	.	.	1	.	.
14 Slater, Watoris	5	1	6
55 Morrison, Charles		5	5
TEAM	5	.	5	4.0/15	.	.	.	1-0	4
23 Wilson, James	4	.	4
35 Marlatt, Chantz	3	1	4	1.0/3	1.0-3
41 Stanicsi, Luke	2	2	4
5 Walker, Julian	3	.	3
7 Shelton, Braxton	3	.	3
83 Cooper, JaMicah	3	.	3	1.0/12
8 Cook, Kobi	2	.	2
24 McIntyre, Todd	1	1	2
48 Fredrick, John	2	.	2
99 Sow, Djibril	2	.	2
19 Voss, Gavin	1	.	1
32 McCormick, Tommy		1	1	1-0	.
71 Good, Brandon	1	.	1
73 Styla, Jake	1	.	1
96 West, Jacob	1	.	1
49 Naylor, Kenneth		1	1
2 Scott, Jamyl	1	.	1
Total	483	238	721	94.0/401	35.0-232	13-232	36	10-0	11
Opponents	549	230	779	79.0/239	19.0-36	14-159	25	11-0	19



2013-14 AWARDS

2013 Top Performances Single Game

Team Offense

Rushing Yards.....	497	vs Alderson Broaddus
Rushing Touchdowns.....	4	vs Alderson Broaddus
Passing Yards.....	404	vs Valparaiso
Passing Touchdowns.....	4	vs Valparaiso
Total Yards.....	638	vs Alderson Broaddus
Yards Per Play.....	7.72	vs Alderson Broaddus
Points.....	37	vs William Jewell
First Downs.....	38	vs Alderson Broaddus

Team Defense

Fewest Rushing Yards Allowed.....	-21	vs Kentucky Wesleyan
Fewest Passing Yards Allowed.....	63	vs Kentucky Wesleyan
Fewest Total Yards Allowed.....	42	vs Kentucky Wesleyan
Fewest Points Allowed.....	3	vs Truman State
Sacks.....	8	vs Quincy
		vs Missouri S&T
Interceptions.....	4	vs Truman State

Individual Offense

Rushing Yards.....	200	Braxton Shelton vs Quincy
Rushing Attempts.....	26	Kobi Cook vs Truman State
Rushing Touchdowns.....	2	Six Times
Passing Yards.....	404	Billy VandeMerkt vs Valparaiso
Pass Completions.....	28	Billy VandeMerkt vs Valparaiso
Passing Touchdowns.....	4	Billy VandeMerkt vs Valparaiso
Receptions.....	10	Two Times
Receiving Yards.....	149	Alphonso Hines vs Valparaiso
Receiving Touchdowns.....	3	Julian Walker vs Valparaiso

Individual Defense

Tackles.....	14	Joel Wimbley vs Missouri S&T
Tackles for Loss.....	5.5	Gary Yeoman vs Missouri S&T
Interceptions.....	2	Jensen Nowakoski vs Trine
		Joel Wimbley vs Alderson Broaddus
Sacks.....	1.5	Gary Yeoman at Robert Morris

Longest Plays

Rush.....	67	Braxton Shelton vs Quincy
Pass.....	76	Billy VandeMerkt vs Valparaiso
Pass Reception.....	76	Alphonso Hines vs Valparaiso
Field Goal.....	41	Gavin Voss vs Siena Heights
Punt.....	65	Gavin Voss vs William Jewell
Kickoff Return.....	38	Tracy Whitehead vs Siena Heights
Punt Return.....	16	Sheldon Martin vs Kentucky Wes.

2013 Academic All-Great Lakes Valley Conference Selections

Tyler Callaghan
 Brian Collins
 Evan Cody French
 Eric Heinzman
 Jamy Scott
 James Wilson
 Gary Yeoman

2013 All-Great Lakes Valley Conference Team Selections

First Team

Offense

RB - Braxton Shelton
 HB - Tyler Callaghan
 OL - Jakob Styla

Defense

LB - Joel Wimbley
 LB - Gary Yeoman

Second Team

Offense

QB - Billy VandeMerkt
 RB - Kobi Cook
 WR - Alphonso Hines
 OL - Trent Hall

Defense

DL - Eric Heinzman
 DB - Jessie Pouch
 DB - Drew Byrd
 DB - Romary Corneille

Honorable Mention

Offense

OL - Brandon Good
 K- Gavin Voss

Defense

DL - Cody French

2013 Beyond Sports College Network All-American

Honorable Mention
 WR - Julian Walker

2013 Beyond Sports College Network Preseason All-American

Honorable Mention
 WR - Julian Walker

2013 Collegiate Development Football League All-American

Second Team
 WR - Julian Walker



SINGLE-GAME RECORDS

Individual

Most Points	31	Keith Fingerhut vs. Eastern Michigan, 11/16/57
Most Touchdowns	5	Keith Fingerhut vs. Eastern Michigan, 11/16/57
Most PATs	8	Gavin Voss at William Jewell, 10/20/12
Most Rushing Yards	281	Keith Fingerhut vs. Eastern Michigan, 11/16/57
Most Passing Yards	449	Billy VandeMerkt at William Jewell, 10/20/12
Most Receiving Yards	237	Dan Paulsen vs. Tiffin, 11/11/06
Most Rush Attempts	42	Greg Ford at Fairmont State, 10/28/06
		Rory Johnson vs. Evansville, 10/3/87
Most Pass Attempts	64	Anthony Lindsey vs. Tiffin, 11/11/06
Most Completed Passes	38	Billy VandeMerkt at Robert Morris, 9/15/12
Most Receptions	15	Julian Walker at William Jewell, 10/20/12
Most TD Passes	9	Billy VandeMerkt at William Jewell, 10/20/12
Most TD Receptions	4	Julian Walker at William Jewell, 10/20/12
Most Interceptions	4	Joe Helmer vs. Illinois Benedictine, 9/13/86
Most Tackles	23	Erik Wolfe vs. Austin Peay, 11/2/02
Most Sacks	3.5	Gary Yeoman at Quincy, 10/12/13
Longest Field Goal	57	Erich Hitzeman vs. Wayne State, 11/13/99
Longest Punt	81	Arthur Gilpin vs. Detroit Tech, 10/25/41
Longest Run	92	Les Klein vs. Northwest Missouri State, 9/21/57
Longest Pass	97	Scott Moore to Marty Corley vs. California (Pa.), Mike Maltby to Russell Dennick vs. Franklin, 10/
Longest Kickoff Return	100	Bob Hamman vs. Butler, 10/17/54
Longest Punt Return	85	Scott Grove vs. Ashland, 11/14/81
Longest INT Return	88	David Ortiz vs. Kentucky Wesleyan, 10/10/98
Longest Fumble Return	53	Gil Murillo vs. Indiana State, 9/24/98



Billy VandeMerkt set SJC and GLVC records with nine touchdown passes in a single game in 2012. His 449 passing yards against William Jewell also set school and league records.



Julian Walker's established GLVC records in 2013 while also setting SJC marks for 15 catches in a single game and 94 catches in a single season.

Team

Most Points	71	vs. Navy Pier, 11/10/56
Most Points, both teams	114	at William Jewell, 10/20/12
Largest Victory Margin	71-0	vs. Navy Pier, 11/10/56
Most Touchdowns	11	vs. Navy Pier, 11/10/56
Most Rushing Touchdowns	11	vs. Navy Pier, 11/10/56
Most Passing Touchdowns	9	vs. William Jewell, 10/20/12
Most PATs Made	9	vs. Wilmington, 10/12/96
Most Rushing Yards	502	vs. Indiana State, 10/17/58
Most Passing Yards	479	vs. Butler, 9/30/89
Most Total Yards	705	at William Jewell, 10/20/12
Least Rushing Yards Allowed	-10	vs. Valparaiso, 10/23/82
Least Passing Yards Allowed	-4	vs. Loras, 10/10/59
Least Total Yards Allowed	17	vs. Eastern Michigan, 11/16/57
Most Rushing Attempts	82	vs. Valparaiso, 10/6/56
Most Passing Attempts	64	vs. Tiffin, 11/11/06
Most Completed Passes	38	at Robert Morris (IL), 9/15/12
Most Interceptions	8	vs. Illinois Benedictine, 9/13/86
Most Quarterback Sacks	9	vs. Valparaiso, 10/8/05
	9	vs. Lincoln, 11/20/04
Most First Downs	30	vs. Evansville, 10/3/87
Most First Downs Rushing	24	vs. Quincy, 10/2/99
	24	vs. Ball State, 11/2/57
Most First Downs Passing	24	vs. Butler, 9/30/89
Most First Downs by Penalty	10	vs. Lincoln, 9/17/05



SINGLE-SEASON RECORDS

Rushing Yards

Name	Year	Yds
1. Rory Johnson	1987	1,466
2. Rory Johnson	1986	1,102
3. Braxton Shelton	2013	1,057
4. Jashon Banks	2009	1,034
5. Jimmy Allen	1989	1,006
6. Keith Fingerhut	1957	982
7. Greg Ford	2006	887
8. Harry Vinegar	1991	882
9. Jamon Buggs	1995	840
10. Larry Smith	1998	828

Rushing Touchdowns

Name	Year	TDs
1. Jimmy Allen	1989	20
2. Rory Johnson	1987	15
3. Braxton Shelton	2013	13
4. Jason Baldwin	1998	13
Larry Smith	1998	13
Keith Fingerhut	1957	13
Terrence Freeman	2009	13
8. Jashon Banks	2010	11
9. Jashon Banks	2008	10
10. Rory Johnson	1986	9
Jashon Banks	2009	9

Rushing Attempts

Name	Year	Att
1. Rory Johnson	1987	259
2. Jimmy Allen	1989	224
3. Harry Vinegar	1991	210
4. Greg Ford	2006	206
5. Larry Smith	1996	205
6. Larry Smith	1998	197
7. Jimmy Allen	1990	192
8. Rory Johnson	1986	191
9. Nate Durant	2003	190
10. Rory Johnson	1985	188

Scoring

Name	Year	Pts
1. Jimmy Allen	1989	138
2. Larry Smith	1998	96
Rory Johnson	1987	96
4. Jashon Banks	2008	80
Erich Hitzeman	1998	80
Keith Fingerhut	1957	80
7. Braxton Shelton	2013	78
8. Jason Baldwin	1998	78
Terrence Freeman	2009	78
10. Greg Ford	2006	72
Dan Paulsen	2004	72

Total Offense

Name	Year	Yds
1. Billy VandeMerkt	2012	2,860
2. Anthony Lindsey	2005	2,849
3. Anthony Lindsey	2006	2,722
4. Mike Houston	1980	2,547
5. Mike Maltby	1983	2,426
6. Anthony Lindsey	2004	2,362
7. Anthony Lindsey	2007	2,240
8. Brian Hassett	1989	2,215
9. Damon Randolph	1988	1,998
10. John Fazio	1982	1,928

Team Single Season Records

Rushing Yards	3295	1998
Rushing Attempts	658	1996
Rushing Touchdowns	42	1957
Yards Per Rush	5.80	1957
Yards Per Game	349.8	1957
Passing Attempts	475	1983
Passing Completions	263	2005
Passing Yards	2907	2005
Passing Touchdowns	29	2012
Pass Completion Pct.	.638	2005
Yards Per Completion	21.45	1956
Yards Per Game	268.0	1982
Interceptions Thrown	29	1968/1983
Total Offense	4594	2013
Total Offense/Game	425.2	1989
All-Purpose Yards	5671	1996
All-Purpose Yards/Game	558.8	1989
Points	385	1996
Touchdowns	54	1956
Interceptions Caught	27	1986/1998
Punt Return Average	16.69	1966
Kickoff Return Average	25.44	1998
Tackles for Loss	117	2004
Sacks	35	1997 & 2013

Passing Yards

Name	Year	Yds
1. Anthony Lindsey	2006	2,863
2. Anthony Lindsey	2005	2,860
3. Mike Houston	1980	2,433
4. Mike Maltby	1983	2,426
5. Billy VandeMerkt	2012	2,417
6. Anthony Lindsey	2004	2,415
7. Anthony Lindsey	2007	2,320
8. Brian Hassett	1989	2,215
9. Damon Randolph	1988	1,998
10. John Fazio	1982	1,928

Passing Touchdowns

Name	Year	TDs
1. Anthony Lindsey	2006	27
2. Billy VandeMerkt	2012	25
3. Anthony Lindsey	2004	24
4. Mike Houston	1980	22
5. Mike Houston	1979	19
6. Anthony Lindsey	2007	18
7. Anthony Lindsey	2005	18
8. Brian Hassett	1989	15
9. Mike Maltby	1983	14
10. Larry Smith	1996	13
John Fazio	1982	13
Mike Hladik	2008	13
Billy VandeMerkt	2013	13

Completion Pct.

Name	Year	Pct.
1. Billy VandeMerkt	2010	.648
2. Anthony Lindsey	2005	.640
3. Anthony Lindsey	2006	.627
4. Anthony Lindsey	2007	.617
5. Billy VandeMerkt	2011	.611
6. Billy VandeMerkt	2012	.603
7. John Fazio	1982	.586
Billy VandeMerkt	2013	.586
9. Mike Hladik	2008	.581
10. Mike Houston	1978	.580

Pass Completions

Name	Year	No.
1. Anthony Lindsey	2005	259
2. Anthony Lindsey	2006	244
3. Billy VandeMerkt	2012	211
4. Mike Maltby	1983	207
5. Anthony Lindsey	2007	203
6. Anthony Lindsey	2004	194
7. Billy VandeMerkt	2011	179
8. Mike Houston	1980	176
9. John Fazio	1982	173
10. Mike Houston	1979	167

Pass Attempts

Name	Year	No.
1. Mike Maltby	1983	445
2. Anthony Lindsey	2005	405
3. Anthony Lindsey	2006	389
4. Billy VandeMerkt	2012	350
5. Anthony Lindsey	2004	347
6. Anthony Lindsey	2007	329
7. Mike Houston	1980	317
8. Dave Jordy	1992	308
9. Brian Hassett	1989	307
10. Mike Houston	1979	305

Receiving Yards

Name	Year	Yds
1. Dan Paulsen	2006	1,121
2. Julian Walker	2012	1,082
3. Gus Pasquini	1980	986
4. Dan Paulsen	2007	900
5. Dan Paulsen	2004	897
6. Larry Olewinski	1975	861
7. Dennis O'Hara	1986	782
8. Brian Outlaw	1996	736
9. Phil Williams	1992	728
10. Scott Chapman	2011	697

Receptions

Name	Year	Rec.
1. Julian Walker	2012	94
2. Dan Paulsen	2006	82
3. Gus Pasquini	1980	73
4. Dan Paulsen	2007	66
Scott Chapman	2011	66
6. Julian Walker	2011	59
7. Dennis O'Hara	1986	57
8. Keith Jones	1982	54
9. Larry Olewinski	1974	53
10. Keith Jones	1983	53

Touchdown Receptions

Name	Year	TDs
1. Dan Paulsen	2004	11
Julian Walker	2012	11
3. Dan Paulsen	2006	9
4. Brian Outlaw	1996	9
5. Dennis O'Hara	1986	8
Gus Pasquini	1979	8
Julian Walker	2013	8
8. Gus Pasquini	1980	7
John Hiltz	1971	7
George Sherwood	1956	7



SINGLE-SEASON RECORDS

Tackles

Name	Year	No.
1. Matt Brace	1990	178
2. Matt Brace	1991	177
3. Matt Brace	1989	169
4. Elbert Henderson	1998	147
5. Zac Wells	1995	136
6. Myron Moriarty	1976	134
7. Myron Moriarty	1973	132
8. Ralph Waldecki	1975	128
9. Larry Kissinger	1986	126
10. John Kilmartin	1974	125
10. Myron Moriarty	1974	125

Tackles for Loss

Name	Year	TFL
1. Jordan Rassam	2004	22
2. Gary Yeoman	2013	18.5
3. Matt Abel	2004	18
4. Anthony Rouba	2011	16.5
Joel Wimbley	2013	16.5
6. Rob Perricone	2006	15
Kevin Rees	2005	15
Bobby Jefferson	2001	15
9. Payne Schoen	2004	14.5
10. Stan Mucenski	2003	14
Scott Evans	1989	14

Sacks

Name	Year	No.
1. Eric Ziolkowski	1996	14
2. Aubrey McCoy	1992	12.5
3. Greg Fingerhut	1984	10
Joe Bezilla	1979	10
5. Scott Evans	1991	9.5
6. Terry Robichaud	1980	9
7. Gary Yeoman	2013	8.5
8. Todd Dibkey	1997	8
Scott Evans	1988	8
Mark Malott	1980	8

Punt Return Yards

Name	Year	Yds
1. Grant Dean	2005	319
2. Scot Grove	1981	294
3. Chris Carlson	1986	215
4. Duwayne Mill	1978	197
5. Grant Dean	2004	196
6. Scot Grove	1982	191
7. Varon Cantrell	2000	184
8. Landon Langham	2003	182
9. Larry Kissinger	1984	177
10. Paul Kiffner	1967	158

Field Goals Made

Name	Year	No.
1. Erich Hitzeman	1998	13
2. Erich Hitzeman	1999	12
3. Dave Gandolph	1971	11
Gavin Voss	2013	11
5. Erich Hitzeman	1997	9
Bob Budzielek	1988	9
Craig Giancola	1981	9
Michael Binder	2008	9
9. Michael Binder	2006	8
Brandon Deardorff	2004	8

Interceptions

Name	Year	INTs
1. Joe Helmer	1986	11
2. Bill Pospisil	1970	9
3. Brian Stultz	1998	7
4. David Ortiz	1999	6
James Toombs	1988	6
Joe Helmer	1987	6
Sam Cullis	1981	6
Jim Finnerty	1979	6
Roy Kuennen	1976	6
Bill Pospisil	1969	6

Kickoff Return Yards

Name	Year	Yds
1. James Toombs	1988	627
2. James Toombs	1987	609
3. DeQwan Young	2007	592
4. Phil Williams	1990	561
5. David Shabazz	1998	554
6. Carlos Phillips	1973	511
7. Roy Kuennen	1975	502
8. Deshon McClendon	2009	498
9. Matt Joseph	2003	497
10. Grant Dean	2004	484



Anthony Lindsey graduated as the holder of nearly every SJC passing record.

All-Purpose Yards

Name	Year	Yards
1. Rory Johnson	1987	1,597
2. Carlos Phillips	1973	1,324
3. Gus Pasquini	1980	1,296
4. George Connelly	1960	1,233
5. Jimmy Allen	1989	1,214
6. Braxton Shelton	2013	1,181
7. Brian Outlaw	1996	1,174
8. Jashon Banks	2008	1,169
Greg Ford	2006	1,169
Rory Johnson	1986	1,169

PAT Kicks Made

Name	Year	No.
1. Erich Hitzeman	1996	42
2. Erich Hitzeman	1998	39
3. Erich Hitzeman	1997	38
4. Brandon Deardorff	2004	36
5. Michael Binder	2008	34
6. Gavin Voss	2012	33
7. Gavin Voss	2013	33
8. Michael Binder	2007	32
Michael Binder	2006	32
10. Tony Hoop	1986	31
Ray Banary	1979	31
Kevin Quackenbush	2010	31

Punting Average

Name	Year	Avg
1. Joe Whalen	1965	42.29
2. Kevin Quackenbush	2008	39.39
3. Erich Hitzeman	1998	39.22
4. Marcin Gawlak	2013	38.50
5. Justin Long	2003	38.79
6. Justin Long	2002	38.20
7. Don Azzarito	1987	37.73
8. Justin Long	2004	37.25
9. Duwayne Mill	1977	37.03
10. Jeff Fairchild	1989	36.95



Greg Ford concluded his collegiate career in 2007 as SJC's No. 2 all-time leading rusher.



CAREER RECORDS



Jimmy Allen was the Division II national leader in scoring with 138 points in 1989.

Rushing Yards

Name	Years	Yds
1. Rory Johnson	1984-87	3,144
2. Jashon Banks	2007-10	3,073
3. Greg Ford	2004-07	2,620
4. Jimmy Allen	1987-90	2,610
5. Larry Smith	1995-98	2,309
6. Harry Vinegar	1989-93	1,943
7. Mike Murphy	1956-59	1,578
8. Larry Shelton	1976-79	1,541
9. Greg Duggin	1974-77	1,490
10. Terrence Freeman	2006-09	1,479
Braxton Shelton	2012-13	1,479

Rushing Touchdowns

Name	Years	TDs
1. Jashon Banks	2007-10	35
2. Jimmy Allen	1987-90	33
3. Rory Johnson	1984-87	27
4. Mike Murphy	1956-59	26
5. Larry Smith	1995-98	26
6. Terrence Freeman	2006-09	26
7. Greg Ford	2004-07	23
8. Keith Fingerhut	1956-57	19
9. Jason Baldwin	1997-99	18
10. Mike Houston	1978-81	17

Rushing Attempts

Name	Years	Att
1. Jimmy Allen	1987-90	658
2. Rory Johnson	1984-87	640
3. Greg Ford	2004-07	633
4. Larry Smith	1995-98	605
5. Jashon Banks	2007-10	561
6. Harry Vinegar	1989-93	500
7. Keith Jones	1980-83	400
8. Larry Shelton	1976-79	399
9. Greg Duggin	1974-77	375
10. Jim Taylor	1971-74	367
Mike Murphy	1956-59	367

Passing Yards

Name	Years	Yds
1. Anthony Lindsey	2004-07	10,458
2. Mike Houston	1978-81	6,815
3. Billy VandeMerkt	2010-13	6,432
4. Dave Jordy	1991-94	4,741
5. Pat Leonard	1984-87	4,173
6. Jeff Taylor	1973-76	3,977
7. Mike Hladik	2008-10	3,484
8. Mike Maltby	1982-83	3,153
9. Duffy Hagist	1964-66	2,914
10. Bill Reagan	1971-73	2,725

Passing Touchdowns

Name	Years	TDs
1. Anthony Lindsey	2004-07	87
2. Mike Houston	1978-81	57
3. Billy VandeMerkt	2010-13	56
4. Bill Reagan	1971-73	28
5. Dave Jordy	1991-94	26
6. Pat Leonard	1984-87	25
7. Mike Hladik	2008-10	23
8. Larry Smith	1995-98	20
Mike Maltby	1982-83	18
10. Terry Campbell	1969-71	17

Completion Pct.

Name	Years	Pct.
1. Anthony Lindsey	2004-07	.612
2. Billy VandeMerkt	2010-13	.608
3. John Fazio	1981-82	.580
4. Mike Hladik	2008-10	.572
5. Mike Houston	1978-81	.559
6. Pat Leonard	1984-87	.531
7. Tim Miloserny	1984-85	.524
8. Brian Hassett	1986-89	.522
9. Bill Reagan	1971-73	.499
10. Damon Randolph	1985-88	.495

Pass Completions

Name	Years	No.
1. Anthony Lindsey	2004-07	900
2. Billy VandeMerkt	2010-13	601
3. Mike Houston	1978-81	576
4. Dave Jordy	1991-94	377
5. Pat Leonard	1984-87	350
6. Mike Hladik	2008-10	323
7. Jeff Taylor	1973-76	291
8. Mike Maltby	1982-83	263
9. Duffy Hagist	1964-66	240
10. Bill Reagan	1971-73	203

Pass Attempts

Name	Years	No.
1. Anthony Lindsey	2004-07	1,470
2. Mike Houston	1978-81	1,031
3. Billy VandeMerkt	2010-13	988
4. Dave Jordy	1991-94	818
5. Pat Leonard	1984-87	659
6. Jeff Taylor	1973-76	646
7. Mike Hladik	2008-10	565
8. Mike Maltby	1982-83	554
9. Duffy Hagist	1964-66	539
10. Bill Reagan	1971-73	407

Receiving Yards

Name	Years	Yds
1. Dan Paulsen	2004-07	3,581
2. Julian Walker	2009-13	2,425
3. Larry Olewinski	1973-76	2,072
4. Dennis O'Hara	1983-86	1,693
5. Rodney Lewis	1986-89	1,678
6. Brian Outlaw	1995-97	1,506
7. Mack Ogletree	2007-10	1,496
8. Gus Pasquini	1979-80	1,488
9. Sean Winchell	1988-91	1,414
10. Scott Chapman	2007-11	1,398

Receptions

Name	Years	Rec.
1. Dan Paulsen	2004-07	238
2. Julian Walker	2009-13	231
3. Mack Ogletree	2007-10	135
4. Rodney Lewis	1986-89	132
5. Keith Jones	1980-83	126
6. Dennis O'Hara	1983-86	122
7. Larry Olewinski	1973-76	120
8. Gus Pasquini	1979-80	118
9. Scott Chapman	2007-11	110
10. Greg Ford	2004-07	103

Touchdown Receptions

Name	Years	TDs
1. Dan Paulsen	2004-07	29
2. Julian Walker	2009-13	23
3. Brian Outlaw	1994-97	15
Gus Pasquini	1979-80	15
5. Dennis O'Hara	1983-86	14
6. Mack Ogletree	2007-10	12
7. Justin Long	2001-04	10
Russell Dennick	1981-84	10
Chuck Sharkey	1978-80	10
Dave Bormann	1978-81	10
Mike Sheahan	1965-66	10



CAREER RECORDS



SJC all-time scoring leader Erich Hitzeman

Miscellaneous Career Records

Total Touchdowns Scored	Jashon Banks	38	2007-10
Yards Per Rush	Marty Corley	7.5	1996-97
Interceptions Thrown	Mike Houston	83	1978-81
Passing Efficiency	Anthony Lindsey	134.8	2004-07
Yards Per Pass	Larry Smith	8.4	1995-98
Yards Per Completion	Larry Smith	17.3	1995-98
Yards Per Reception	John Hiltz	21.9	1969-71
All-Purpose Yards Per Game	Carlos Phillips	125.6	1972-73
Punt Returns	Grant Dean	78	2004-07
Punt Return TDs	George Badke	2	1965-67
Punt Return Avg	Mack Ogletree	15.73	2007-10
Kick Returns	James Toombs	85	1985-88
Kick Return TDs	James Toombs	3	1985-88
Kick Return Avg	Brian Outlaw	24.90	1995-97
Interception Return Yards	David Ortiz	350	1996-99
Interception TDs	Bill Pospisil	3	1969-71

Scoring

Name	Years	Pts
1. Erich Hitzeman	1996-99	260
2. Jashon Banks	2007-10	230
3. Jimmy Allen	1987-90	226
4. Terrence Freeman	2006-09	204
5. Dan Paulsen	2004-07	188
6. Michael Binder	2005-08	182
7. Greg Ford	2004-07	174
8. Rory Johnson	1984-87	168
9. Larry Smith	1995-98	164
10. Mike Murphy	1956-59	156

Total Offense

Name	Years	Yds
1. Anthony Lindsey	2004-07	10,173
2. Billy VandeMerk	2010-13	7,328
3. Mike Houston	1978-81	7,004
4. Dave Jordy	1991-94	5,031
5. Larry Smith	1995-98	4,471
6. Pat Leonard	1984-87	4,177
7. Jeff Taylor	1973-76	4,009
8. Mike Hladik	2008-10	3,210
9. Mike Maltby	1982-83	3,153
10. Rory Johnson	1984-87	3,144

Tackles

Name	Years	No.
1. Matt Brace	1988-91	608
2. Myron Moriarty	1973-76	441
3. Ralph Waldecki	1974-78	394
4. Terry Davison	1963-66	387
5. Elbert Henderson	1996-99	371
6. Zac Wells	1993-96	363
7. Joe Kearns	1972-75	325
8. Mike Beatty	1972-75	323
9. Matt Abel	2001-04	293
10. Mark Greiner	1975-78	290

Tackles for Loss

Name	Years	TFL
1. Jordan Rassam	2001-04	43
2. Kevin Rees	2002-05	42
3. Gary Yeoman	2011-pres.	36.5
4. Sam Gonzales	2008-11	36
5. Matt Abel	2001-04	34
Anthony Rouba	2008-11	34
8. Payne Schoen	2004-	33
9. Fred Blanton	2004-07	31
10. LaVarr Brown	2003-06	30.5
Cory Sanders	2003-06	30.5

Quarterback Sacks

Name	Years	No.
1. Scott Evans	1998-91	19.5
2. Sam Gonzales	2008-11	18
3. Greg Fingerhut	1981-84	17
4. Joe Bezilla	1977-80	17
5. John Taylor	1981-83	15
6. John Misiora	1979-81	15
7. Eric Ziolkowski	1993-96	14
8. Aubrey McCoy	1989-92	13.5
Athony Rouba	2008-11	13.5
10. Todd Dibkey	1994-97	13
Jim McDonough	1991-94	13
Terry Robichaud	1979-82	13

Kickoff Return Yards

Name	Years	Yds
1. James Toombs	1985-88	2,072
2. Grant Dean	2004-07	1,309
3. Brian Outlaw	1995-97	1,270
4. Rico Epps	1999-2002	1,097
5. Phil Williams	1989-92	1,021
6. Mack Ogletree	2007-10	1,015
7. Deshon McClendon	2007-09	934
8. Roy Kuennen	1975-76	874
9. Carlos Phillips	1972-73	826
10. John Hiltz	1969-71	788

Punt Return Yards

Name	Years	Yds
1. Grant Dean	2004-07	610
2. Scot Grove	1979-82	603
3. Bill Pospisil	1969-71	405
4. Duwayne Mill	1977-78	352
5. George Badke	1965-67	338
6. Larry Kissinger	1983-86	316
7. Mike Bettinger	1977-79	285
8. Les Klein	1957-59	272
9. David Ortiz	1996-99	258
10. Chris Carlson	1985-86	242

Field Goals Made

Name	Years	No.
1. Erich Hitzeman	1996-99	41
2. Michael Binder	2005-08	25
3. Russ Thomason	1990-93	21
4. Dave Gandolph	1969-71	20
5. Gavin Voss	2012-pres.	18
6. Brandon Deardorff	2001-04	17
7. Craig Giancola	1981-82	16
8. Bob Budzielek	1987-88	13
9. Ray Banary	1976-79	13
10. Mike Malaski	1992-95	11

Interceptions

Name	Years	INTs
1. Bill Pospisil	1969-71	20
2. Joe Helmer	1986-87	17
3. David Ortiz	1996-99	16
4. DeQwan Young	2004-07	15
5. James Toombs	1985-88	14
6. Brian Stultz	1996-99	12
Larry Kissinger	1983-86	12
8. Lance Burns	2004-07	11
Rico Epps	1999-2002	11
Montell Pace	1997-2001	11
Scott Babjak	1993-96	11

All-Purpose Yards

Name	Years	Yards
1. Jashon Banks	2007-10	3,623
2. Dan Paulsen	2004-07	3,581
3. Greg Ford	2004-07	3,453
4. Rory Johnson	1984-87	3,346
5. Jimmy Allen	1987-90	3,095
6. Mack Ogletree	2007-10	3,059
7. Harry Vinegar	1989-93	3,053
8. Brian Outlaw	1995-97	2,900
9. Julian Walker	2009-13	2,802
10. Larry Olewinski	1973-76	2,795

PAT Kicks Made

Name	Years	No.
1. Erich Hitzeman	1996-99	135
2. Michael Binder	2005-08	107
3. Brandon Deardorff	2001-04	81
4. Ray Banary	1976-79	79
5. Gavin Voss	2011-pres.	66
6. Kevin Quackenbush	2008-11	58
7. Dave Gandolph	1969-71	47
8. Tony Hoop	1983-86	45
9. Bob Budzielek	1987-88	42
10. Russ Thomason	1990-93	34

Punting Average

Name	Years	Avg
1. Justin Long	2001-04	37.38
2. Joe Whalen	1963-65	37.20
3. Kevin Quackenbush	2008-11	36.92
4. Gavin Voss	2012-pres.	36.51
5. Erich Hitzeman	1996-99	36.44
6. Terry Rudnick	1967-69	35.80
7. Milt Payton	1966-68	35.71
8. Gus Pasquini	1979-80	35.38
9. Dan Gandolph	1993-96	35.20
10. Duwayne Mill	1977-78	35.17



ALL-TIME SCORES AND RECORDS

Rensselaer	1896 (1-0)	W	10-8	Rose Poly Institute	1934 (1-4)	L	14-7	Valparaiso	1947 (0-5-3)	T	7-7	Central State	1955 (6-3)	L	26-14	
Rensselaer	1897 (0-1)	L	22-0	Elmhurst	L	8-6	8-6	St. Norbert	L	26-7	26-7	DePauw	W	27-13	27-13	
	1898-1900	No football played		Valparaiso 'B'	W	25-6	25-6	Butler	L	21-0	21-0	Valparaiso	W	26-0	26-0	
	1901 (0-1)	L		Manchester	L	46-0	46-0	Ball State	T	6-6	6-6	Indiana State	W	27-0	27-0	
Rensselaer	1902-04	No football played	6-0	Canterbury	L	6-0	6-0	St. Ambrose	L	31-2	31-2	Butler	W	28-13	28-13	
	1905 (1-0)	W		Valparaiso	1935 (1-4)	L	26-0	Louisville	T	7-7	7-7	Evansville	L	26-13	26-13	
Rensselaer	1906	No football played	10-0	Elmhurst	L	13-0	13-0	Indiana State	L	26-6	26-6	Ball State	W	28-0	28-0	
	1907 (2-1)	W		Canterbury	L	19-6	19-6	Loras	L	21-6	21-6	Heidelberg	L	14-13	14-13	
DePaul	1908-12	No football played	6-2	Rose Poly Institute	W	24-6	24-6	Eastern Illinois	1948 (3-5)	L	19-6	Navy Pier	W	39-12	39-12	
Rensselaer	1913 (2-0)	W	13-7	Manchester	1936 (3-1-1)	L	27-0	Ball State	L	33-0	33-0	Xavier	1956 (8-1-1)	L	13-8	
DePaul	1914 (2-1)	L	45-0	Valparaiso	T	7-7	7-7	Louisville	L	20-0	20-0	Great Lakes	W	29-0	29-0	
Rensselaer	1915 (2-1)	W	26-5	Manchester	L	45-0	45-0	Valparaiso	L	20-14	20-14	DePauw	W	32-0	32-0	
	1916 (2-1)	W		Rose Poly Institute	W	18-6	18-6	Loras	L	40-13	40-13	Valparaiso	W	35-0	35-0	
Holy Cross	1917 (0-2)	L	12-6	Oakland City	W	20-0	20-0	St. Ambrose	L	18-7	18-7	Indiana State	W	59-13	59-13	
North Shore	1918	No football played	12-6	Canterbury	1937 (4-2-1)	W	20-12	Indiana State	W	7-0	7-0	Butler	W	31-6	31-6	
	1919 (0-2-1)	L	33-6	Elmhurst	L	20-12	20-12	St. Norbert	L	13-7	13-7	Evansville	W	29-0	29-0	
Holy Cross	1920 (2-1-1)	L	10-6	Jordan	1938 (2-4-1)	L	28-13	Louisville	L	33-7	33-7	Ball State	W	66-0	66-0	
North Shore	1921 (1-2)	L	12-0	Toledo	L	26-0	26-0	Ball State	L	28-14	28-14	Navy Pier	W	71-0	71-0	
Hammond Athletics	1922 (1-0-1)	W	16-0	Valparaiso	L	14-13	14-13	Eastern Illinois	W	12-6	12-6	Montana State*	T	0-0	0-0	
	1923 (1-3)	L		Louisville	W	2-0	2-0	Valparaiso	W	19-7	19-7	*NAIA national championship				
Roseland	1924 (0-6)	L	46-7	Ball State	T	13-13	13-13	Loras	L	20-0	20-0	Xavier	1957 (8-1)	L	31-13	
Lake Forest Academy	1925-32	No football played	103-0	Canterbury	W	21-0	21-0	St. Norbert	L	39-0	39-0	Northwest Missouri St.	W	44-0	44-0	
Indiana State Normal	1933 (0-1-1)	L	45-0	Manchester	L	7-6	7-6	Indiana State	W	33-6	33-6	DePauw	W	7-0	7-0	
DeKalb Teachers	1934	No football played	42-0	Wilson	1939 (4-3)	W	33-6	Canterbury	L	27-0	27-0	Butler	W	34-13	34-13	
Canterbury	1935	No football played	12-3	Valparaiso	W	7-0	7-0	St. Ambrose	L	20-12	20-12	St. Vincent	W	28-7	28-7	
Elmhurst	1936	No football played	14-0	Ball State	L	6-0	6-0	Valparaiso	L	27-0	27-0	Indiana State	W	42-0	42-0	
	1937	No football played		Louisville	L	13-0	13-0	Indiana State	W	7-0	7-0	Ball State	W	55-7	55-7	
Valparaiso Freshmen	1938	No football played	13-7	Canterbury	W	20-19	20-19	Ball State	T	7-7	7-7	Evansville	W	25-0	25-0	
St. Viator Reserves	1939	No football played	7-7	Xavier	L	6-0	6-0	Canterbury	L	14-7	14-7	Eastern Michigan	W	48-13	48-13	
	1940	No football played		St. Norbert	W	18-13	18-13	Lewis	L	27-12	27-12	Xavier	1958 (5-4)	L	8-0	
	1941	No football played		Butler	L	27-6	27-6	Loras	W	14-13	14-13	Northeast Oklahoma St.	L	25-14	25-14	
	1942	No football played		Valparaiso	1940 (4-2-1)	L	27-6	St. Norbert	L	19-7	19-7	DePauw	W	32-8	32-8	
	1943-45	No football played		Xavier	L	14-0	14-0	Valparaiso	L	32-3	32-3	Butler	L	6-0	6-0	
	1946	No football played		Louisville	L	19-6	19-6	Indiana State	W	13-0	13-0	Indiana State	W	44-0	44-0	
	1947	No football played		Evansville	W	24-6	24-6	Butler	W	12-6	12-6	Valparaiso	L	15-6	15-6	
	1948	No football played		Canterbury	W	26-7	26-7	St. Ambrose	L	35-7	35-7	Ball State	W	7-0	7-0	
	1949	No football played		St. Norbert	T	6-6	6-6	Ball State	W	39-21	39-21	Evansville	W	28-0	28-0	
	1950	No football played		Valparaiso	1941 (8-0-1)	W	13-6	Lewis	L	31-13	31-13	Eastern Michigan	W	3-0	3-0	
	1951	No football played		Butler	L	27-6	27-6	Loras	L	56-0	56-0	Northeast Missouri St.	L	18-16	18-16	
	1952	No football played		Valparaiso	W	14-0	14-0	St. Ambrose	L	24-6	24-6	DePauw	W	19-0	19-0	
	1953	No football played		Xavier	L	19-6	19-6	Valparaiso	L	32-13	32-13	Butler	L	20-7	20-7	
	1954	No football played		Louisville	W	24-6	24-6	Indiana State	L	21-3	21-3	Loras	W	40-8	40-8	
	1955	No football played		Evansville	W	26-7	26-7	Butler	L	33-0	33-0	Indiana State	L	20-14	20-14	
	1956	No football played		Canterbury	W	24-6	24-6	Evansville	L	41-20	41-20	Valparaiso	L	16-3	16-3	
	1957	No football played		St. Norbert	T	6-6	6-6	Ball State	L	21-6	21-6	Ball State	W	22-8	22-8	
	1958	No football played		Valparaiso	1942 (7-0-1)	W	18-7	St. Norbert	L	26-0	26-0	Evansville	W	8-7	8-7	
	1959	No football played		Loras	L	18-7	18-7	Lewis	T	14-14	14-14	Northeast Missouri St.	L	20-0	20-0	
	1960	No football played		Illinois Normal	W	18-7	18-7	St. Ambrose	W	14-7	14-7	DePauw	T	7-7	7-7	
	1961	No football played		Loras	W	19-0	19-0	Valparaiso	L	45-7	45-7	Butler	W	24-6	24-6	
	1962	No football played		Illinois Wesleyan	W	19-7	19-7	Indiana State	L	23-14	23-14	Wheaton	L	20-13	20-13	
	1963	No football played		St. Ambrose	T	13-13	13-13	Butler	L	47-13	47-13	Indiana State	L	21-7	21-7	
	1964	No football played		Indiana State	W	19-7	19-7	Evansville	L	26-6	26-6	Valparaiso	W	21-14	21-14	
	1965	No football played		St. Norbert	W	19-0	19-0	Ball State	L	14-6	14-6	Ball State	L	23-7	23-7	
	1966	No football played		Butler	W	6-0	6-0	St. Norbert	L	12-7	12-7	Evansville	W	14-7	14-7	
	1967	No football played		Valparaiso	W	32-0	32-0	Lewis	L	33-28	33-28	Central State	L	18-9	18-9	
	1968	No football played		No football played				Earlham	1954 (5-4)	W	35-7	Xavier	1961 (1-7)	L	28-7	28-7
	1969	No football played		Valparaiso	W	7-0	7-0	DePauw	W	35-13	35-13	Hillsdale	L	16-6	16-6	
	1970	No football played		Loras	W	13-0	13-0	Valparaiso	L	38-18	38-18	Valparaiso	L	15-13	15-13	
	1971	No football played		Indiana State	W	19-0	19-0	Indiana State	W	21-20	21-20	Evansville	L	8-0	8-0	
	1972	No football played		St. Ambrose	L	14-7	14-7	Butler	L	40-12	40-12	Ball State	L	8-0	8-0	
	1973	No football played		Indiana State	L	13-7	13-7	Evansville	L	27-20	27-20	Butler	L	27-7	27-7	
	1974	No football played		Louisville	L	31-6	31-6	Ball State	L	26-6	26-6	DePauw	W	8-7	8-7	
	1975	No football played		Butler	L	23-0	23-0	Otterbein	W	27-0	27-0	Central State	L	34-16	34-16	
	1976	No football played		St. Norbert	L	23-0	23-0	Ohio Northern	W	33-13	33-13	Indiana State	L	13-9	13-9	



ALL-TIME SERIES RECORDS

OPPONENT	W	L	T	OPPONENT.....	W	L	T
Alderson Broaddus	1	0	0	Morehead State (Ky.)	1	2	0
Ashland (Ohio).....	4	14	1	Mount Union.....	0	2	0
Austin Peay	3	2	0	Muskingum (Ohio)	1	0	0
Baldwin-Wallace.....	1	1	0	New Haven (Conn.).....	0	5	0
Ball State	8	13	0	North Park (Ill.).....	1	0	0
Bemidji State	1	0	0	Northeastern (Ill.).....	4	2	0
Benedictine (Ill.)	6	1	0	Northeast Oklahoma State	0	1	0
Butler.....	19	34	0	Northwest Missouri State	0	2	0
California (Pa.).....	2	0	0	Northern Michigan	3	3	0
Canterbury.....	7	4	0	Northwood	2	5	1
Carroll (Wisc.).....	1	0	0	Notre Dame	0	2	0
Carson-Newman.....	0	1	0	Notre Dame College.....	1	1	0
Central State (Ohio)	3	6	1	Oakland City.....	2	0	0
Charleston (WV).....	0	1	0	Ohio Dominican.....	0	2	0
Dayton.....	2	7	0	Olivet (Mich.).....	7	1	0
Defiance (Ohio)	1	0	0	Otterbein (Ohio)	1	0	0
DePaul	0	2	0	Quincy	7	2	0
DePauw	17	9	1	Robert Morris (IL).....	1	1	0
Earlham (Ind.).....	1	0	0	Rose-Poly Institute	3	1	0
Eastern Illinois.....	1	4	0	Sam Houston State	0	1	0
Eastern Michigan	2	0	0	Saginaw Valley State.....	3	7	0
Evansville.....	17	19	0	Saint Ambrose	1	7	1
Fairmont State (W.Va.)	2	1	0	Saint Francis (Ill.)	7	8	0
Ferris State (Mich.).....	3	6	1	Saint Mary's (Ca.).....	0	1	0
Findlay (Ohio).....	0	2	0	Saint Norbert's.....	5	6	1
Franklin	6	15	0	Siena Heights.....	0	1	0
Gannon (Pa.).....	0	3	0	Shepherd.....	0	4	0
Georgetown (Ky.).....	5	8	0	South Dakota	0	1	0
Glenville State (W.Va.).....	0	2	0	Southern Connecticut State	0	1	0
Grand Valley State	0	7	0	Southern Illinois.....	0	1	0
Heidelberg (Ohio).....	0	1	0	Southwest Baptist (Mo.).....	0	4	0
Hillsdale	2	8	0	Tiffin (Ohio)	3	2	0
Howard Payne (Tex.).....	1	0	0	Toledo.....	1	1	0
Illinois Wesleyan.....	2	1	1	Trine (Tri-State).....	1	3	0
Indiana State	12	16	0	Truman State (Mo.).....	1	3	0
Indiana (Pa.).....	0	1	0	Union (Ky.).....	2	0	0
Indianapolis.....	10	27	1	Upper Iowa	2	0	0
Kentucky State.....	1	1	0	Urbana.....	1	3	0
Kentucky Wesleyan.....	14	1	0	Valparaiso.....	37	27	2
Lake Erie (Ohio)	1	1	0	Virginia State	1	0	0
Lake Forest.....	0	2	0	Wabash.....	4	6	0
Lewis	0	3	1	Wayne State (Mich.).....	6	9	1
Lincoln (Mo.).....	8	1	0	West Chester (Pa.).....	0	1	0
Lindenwood	0	1	0	West Liberty State	2	1	0
Loras (Iowa)	6	4	0	West Virginia Tech	3	0	0
Louisville.....	2	5	1	West Kentucky	0	2	0
Loyola (Ill.)	0	1	1	Western Washington	0	1	0
Malone (Ohio).....	2	0	0	Wheaton (Ill.).....	1	3	0
Manchester.....	1	4	0	William Jewell	2	1	0
McKendree.....	2	0	0	Wilmington.....	1	0	0
Michigan Tech.....	0	2	0	Wisconsin-Eau Claire	0	1	0
Millikin.....	1	1	0	Wisconsin-Platteville	1	0	0
Missouri Science & Technology	4	5	0	Wisconsin-Whitewater.....	0	1	0
				Xavier	0	5	0



2014 OPPONENTS

Valparaiso

September 7th, Brown Field
Valparaiso, IN – 7 PM

Location: Valparaiso, Indiana
Enrollment: 3,980
Conference: Pioneer
Affiliation: NCAA Division I
Nickname: Crusaders
Colors: Brown and Gold
Stadium: Brown Field (5,000)
2013 Record: 1-10
Athletic Director: Mark LaBarbera
Head Coach: Dave Cecchini
Record at VU: (1st Year)
Career Record: First Year as Head Coach
SID: Brad Collignon
Office: 219-464-5292
Series Record: 37-27-2, SJC
Last Meeting: 2013 - SJC 36-34
Athletic Website: valpoathletics.com



Sienna Heights

September 14th,
Adrian, MI - 12 PM

Location: Adrian, Mich
Enrollment: 2,322
Conference: Wolverine-Hoosier Athletic
Affiliation: NAIA
Nickname: Saints
Colors: Navy and Yellow
Stadium: O'Laughlin
2013 Record: 5-5
Athletic Director: Fred Smith
Head Coach: Jim Lyall
Record at SHU: 9-11
SID: Josh Reilly
Office: 517-264-7843
Series Record: 1-1
Last Meeting: 2013 - SHU 35-31
Athletic Website: www.shusaints.com



Alderson-Broaddus

September 20th, Alumni Stadium
Rensselaer, IN – 12 PM ET

Location: Philippi, WV
Enrollment: 870
Conference: Great Midwestern Athletic
Affiliation: NCAA Division II
Nickname: Battlers
Colors: Blue Gold and Grey
Stadium: Performance Stadium (2,000)
2013 Record: 4-7
Athletic Director: Dennis Creehan
Head Coach: Dennis Creehan
Record at ABC: 15-9 (Third Season)
Career Record: 57-37-1 (9 Years)
SID: Andrew Goetz
Office: 340-457-6445
Series Record: 1-0 SJC
Last Meeting: 2013 - 45-17, SJC
Athletic Website: www.gobattlers.com



McKendree University

September 27th, Leemon Field
Lebanon, IL – 6 PM

Location: Lebanon, Illinois
Enrollment: 3,054
Conference: Great Lakes Valley
Affiliation: NCAA Division II
Nickname: Bearcats
Colors: Purple and White
Stadium: Leemon Field (2,000)
2013 Record: 4-6
Athletic Director: Chuck Brueggemann
Head Coach: Mike Babcock
Record at McK: 4-6 (Second Season)
SID: Scott Cummings
Office: 618-537-6879
Series Record: 2-0 SJC
Last Meeting: 2013 - 31-13 SJC
Athletic Website: mckbearcats.com





2014 OPPONENTS

Missouri Science & Technology

October 4th, Alumni Stadium
Rensselaer, IN – Noon

Location: Rolla, Missouri
Enrollment: 5,685
Conference: Great Lakes Valley
Affiliation: NCAA Division II
Nickname: Miners
Colors: Green and Gold
Stadium: Allgood-Bailey Stadium (8,000)
2013 Record: 6-5
Athletic Director: Mark Mullin
Head Coach: Tyler Fenwick
Record at S&T: 6-5 (Second Year)
SID: John Kean
Office: 573-341-4140
Series Record: 5-4, S&T
Last Meeting: 2013 – 14-13, S&T
Athletic Website: sports.mst.edu



Lincoln University of Missouri

October 11th, Dwight T. Reed Stadium
Jefferson City, MO - 2 PM

Location: Jefferson City, Missouri
Enrollment: 3,349
Conference: Mid-America
Affiliation: NCAA Division II
Nickname: Blue Tigers
Colors: Navy and White
Stadium: Dwight T. Reed (2,400)
2013 Record: 3-8
Athletic Director: Betty Kemna
Head Coach: Mike Jones
Record at LU: 5-28 (4th Year)
SID: Dan Carr
Office: 573-681-5343
Series Record: 8-1, SJC
Last Game: 2010 - 58-22, SJC
Athletic Website: lubluetigers.com



Quincy University

October 18th, Alumni Stadium
Rensselaer, IN - Noon

Location: Quincy, Illinois
Enrollment: 1,300
Conference: Great Lakes Valley
Affiliation: NCAA Division II
Nickname: Hawks
Colors: Brown and Gold
Stadium: Flinn Stadium (4,000)
2013 Record: 2-9
Athletic Director: Marty Bell
Head Coach: Tom Pajic
Record at QU: 5-17 (3rd Year)
SID: Brendan Bittner
Office: 217-228-5432
Series Record: 7-2, SJC
Last Game: 2013 - 34-26, SJC
Athletic Website: hawks.quincy.edu



Southwest Baptist University

October 25th, Alumni Stadium
Rensselaer, IN - Noon

Location: Bolivar, Missouri
Enrollment: 3,600
Conference: Mid-America
Affiliation: NCAA Division II
Nickname: Bearcats
Colors: Purple and White
Stadium: Plaster Stadium
2013 Record: 1-10
Athletic Director: Mike Pitts
Head Coach: Craig Schuler
Record at SBU: 0-0 (First Season)
SID: Jeff Weseloh
Office: 417-328-1799
Series Record: 4-0, SBU
Last Meeting: 2011 - 21-19, SBU
Athletic Website: sbubearcats.com





2014 OPPONENTS

Indianapolis

October 30th, Key Stadium
Indianapolis, IN- 8 PM

Location: Indianapolis, Indiana
Enrollment: 5,432
Conference: Great Lakes Valley
Affiliation: NCAA Division II
Nickname: Greyhounds
Colors: Crimson and Grey
Stadium: Key Stadium (5,500)
2013 Record: 10-2
Athletic Director: Dr. Sue Willey
Head Coach: Bob Bartolomeo
Record at UIndy 33-14 (4th year)
Career Record: 47-21-1 (6 years)
SID: Ryan Thorpe
Office: 317-788-3494
Series Record: 10-27-1 UIndy
Last Game: 2013 - 27-24, UIndy
Athletic Website: athletics.uindy.edu



William Jewell

November 8th, Greene Stadium
Liberty, MO – 1 PM

Location: Liberty, Missouri
Enrollment: 1,060
Conference: Great Lakes Valley
Affiliation: NCAA Division II
Nickname: Cardinals
Colors: Red and Black
Stadium: Greene Stadium (5,000)
2013 Record: 3-8
Athletic Director: Dr. Darlene Bailey
Head Coach: Jerod Kruse
Record at WJ: 13-30 (5th Years)
SID: Paul Worstell
Office: 816-415-5959
Series Record: 2-1, SJC
Last Game: 2013 - 37-31, SJC
Athletic Website: www.jewellcardinals.com



Truman State University

November, 15th, Alumni Stadium
Rensselaer, IN - Noon

Location: Kirksville, MO
Enrollment: 1,200
Conference: Great Lakes Valley
Affiliation: NCAA Division II
Nickname: Bulldogs
Colors: Purple and White
Stadium: Stokes Stadium (3,000)
2013 Record: 7-4
Athletic Director: Jerry Wollmering
Head Coach: Greg Nesbitt
Record at UU: 19-25 (4th year)
SID: Kevin White
Office: 937-484-1290
Series Record: 3-1 Truman St.
Last Game: 2013 - 6-3, SJC
Athletic Website: www.trumanbulldogs.com

